

Supplementary Material

Describing the landscape of nutrition or diet-related randomised controlled trials: meta-research study of protocols published between 2012 and 2022

Authors and affiliations

Flávia Moraes Silva, Amanda Rodrigues Amorim Adegboye, Cintia Curioni, Fabio Gomes, Gary S Collins, Gilberto Kac, Jonathan Cook, Leila Cheikh Ismail, Matthew J Page, Neha Khandpur, Sarah Sallie Lamb, Sally Hopewell, Shaima Saleh, Shona Kirtley, Simone Bernardes, Solange Durão, Colby J Vorland, Michael Schluskel

Supplementary Methods

Data analysis

Reporting of funding and conflicts of interest were categorised as: no reporting of funding/ no reporting of conflicts of interest, reporting of no funding/ reporting of no conflicts of interest, and reporting of funding/ reporting of conflicts of interest. We did not investigate the type of funding, the funders' role in the study conduction, nor the type of conflicts of interest, nor verified misreporting.

The clinical conditions of participants were grouped according to the types of diseases, such as endocrine, lung, cardiovascular, gastrointestinal, infectious, muscle and/or skeletal/ rheumatological, psychiatric diseases, kidney, neurological, gynaecological, or others (individual frequency $\leq 1.0\%$).

The intervention category 'complete diet or dietary pattern' details were grouped according to the type of diet, such as Mediterranean Diet, low-carb diet, low-fat diet, healthy diet, personalised diet, intermittent fasting, Dash Diet or sodium-restricted diet, high-quality carb diet, others.

The intervention category 'supplementation, supplements or fortification' was detailed according to the type of supplement as vitamins, minerals, probiotics and synbiotics, carbohydrates and fibre, fats, protein and amino acids, bioactive components, and others.

Supplementary Results

Characteristics of protocols according to the year of publication, countries, cancer and CVD diagnoses

From 2012 to 2022 there was no discernible trend in the proportion of protocols according to participants' life stages. Adults and the elderly were the most frequent categories in all years except 2012, when adult participants were more common. Individuals with a specific clinical condition were also the most commonly studied groups of individuals, regardless of the year in which the protocol was published. We found no clear relationship between intervention type and the year of protocol publication (**Supplementary Figure 3**). Markers of nutritional status were the most frequent primary outcomes in 2012 and 2013, indicators of frequency or severity of disease in 2015, whereas primary outcomes related to clinical status were more investigated in the remaining years. Regardless of the year of protocol publication, the most frequent study design was the two-arms parallel RCT. The lowest frequencies of protocol registration (85.9%) and conflicts of interest disclosure (81.7%) were observed in 2013, while the frequency of funding disclosure was consistently higher than 95% between 2012 and 2022 (**Supplementary Table 2**).

Supplementary Table 3 shows the frequency of each component of the PICOS acronym for nutrition or diet-related RCTs' protocols and practices of transparency and reproducibility in the five most frequent countries where the study would be conducted (the USA, UK, Iran, China, and Australia). Interventions related to nutrition education were more common in the USA (50.9%), whereas interventions related to supplementation were more frequent in other countries, ranging from 38.5% in China to 75.5% in Iran. It was also the most frequent intervention in Canada, Germany and Netherlands while in Brazil it was similar to interventions related to nutrition education as illustrated in **Supplementary Figure 4**.

The type of comparator was heterogeneous among these countries: other interventions were more frequent in the USA (38.2%), usual care was more common in Australia (36.5%), while placebo was the most frequent comparator in the other countries, and it ranged from 35.4% (China) to 73.8% (Iran). Adults and the elderly (23.0% [USA] to 40.3% [UK]) with a specific clinical condition (61.8% [USA] to 89.2% [Iran]) were more commonly included in the protocols, regardless of the country. The most frequent primary outcome was related to nutritional status in Chinese protocols (37.6%), withdrawal or adherence in UK protocols (22.2%), while in the other countries, it was mainly related to clinical status (24.1% [Australia] to 75.4% [Iran]). Protocols in the USA were less likely to report registration information (83%) and a conflict of interest statement (66.4%), whereas these practices of

transparency were more frequent in protocols of trials conducted in Iran (98.5% for both). SPIRIT (55.4%), TIDiER (8.3%), and CONSORT (40.9%) were more mentioned by protocols from Iran, the UK, and Australia, respectively.

The characteristics of the protocols involving patients with cancer and CVD disease are presented in **Supplementary Table 4**. Both subgroups involved mainly adults and the elderly as participants and most frequently had an intervention related to supplementation. Primary outcomes related to the clinical status were more frequent in protocols involving patients with CVD diseases (43.3%), while the incidence or severity of disease was more common in protocols involving patients with cancer (25.0%). Unfunded RCTs comprised 10.5% and 1.1% of protocols involving patients with cancer and CVD disease, respectively, whereas the frequency of protocols reporting conflicts of interest was similar (~14%) in both subgroups. Only 2.2% of protocols involving patients with CVD diseases did not report to the protocol registry, while 9.2% of protocols involving patients with cancer did not do this.

Data extraction form

Draft Data Extraction Protocols Of Nutrition or Diet-related RCTs

Page 1

Number of report

Confirmation of eligibility

- no
 yes

Reason of no eligibility:

- it is not a protocol
 intervention is not related to nutrition or diet
 it is not a protocol of RCT
 it is a preprint
 it is an abstract
 it is a duplicate

First author

Year of publication

Journal of publication

PICOTS_ population

- Pregnant women
 Mother and infant pairs
 Infants
 Children and preschool-aged children
 Adolescents
 Adults
 Elderly
 Adults and elderly
 Postmenopausal women
 Participants with a clinical condition (s)
 Families

PICOTS_ population_clinical condition

PICOTS_ population_cancer

- no
 yes

PICOTS_ population_CVD

- no
 yes

PICOTS_intervention_complexity	<ul style="list-style-type: none"><input type="radio"/> Only nutrition or diet-related intervention<input type="radio"/> Nutrition or diet-related intervention combined with exercise<input type="radio"/> Nutrition or diet-related intervention combined with drugs<input type="radio"/> Nutrition or diet-related intervention combined with other medical care<input type="radio"/> Nutrition or diet-related intervention as part of a lifestyle intervention<input type="radio"/> Nutrition or diet-related intervention as part of a health intervention
PICOTS_intervention_type	<ul style="list-style-type: none"><input type="radio"/> Food (whole food, food products, specially formulated foods)<input type="radio"/> Breastfeeding, complementary feeding, weaning<input type="radio"/> Complete diet or dietary patterns<input type="radio"/> Complete nutrition formulas (enteral or parenteral)<input type="radio"/> Supplementation or supplements (single or multiple nutrients, bioactive non-nutrients, plant components)<input type="radio"/> Nutrition education, counseling and coordination of care<input type="radio"/> Other, if no component of intervention could be categorized as any of the above
PICOTS_intervention_type_details	<hr/>
Number of arms (groups)	<ul style="list-style-type: none"><input type="radio"/> 2<input type="radio"/> 3<input type="radio"/> 4<input type="radio"/> 5 or more
PICOTS_Control	<ul style="list-style-type: none"><input type="radio"/> Placebo<input type="radio"/> Usual care<input type="radio"/> Other intervention<input type="radio"/> No control (such as wait list)
PICOTS_duration	<hr/> <p>(in months)</p>
PICOTS_primary outcome	<ul style="list-style-type: none"><input type="radio"/> not specified<input type="radio"/> specified

primary outcome	<input type="checkbox"/> Mortality <input type="checkbox"/> Clinical status (clinical or biochemical measures) <input type="checkbox"/> Nutritional status (anthropometry, body composition, nutrition diagnosis) <input type="checkbox"/> Functional status <input type="checkbox"/> Frequency or severity of disease <input type="checkbox"/> Diet quality and/or variety <input type="checkbox"/> Food/ nutrient/ dietary intake <input type="checkbox"/> Diet-related behaviors <input type="checkbox"/> Other non-dietary behaviors <input type="checkbox"/> Withdrawal from the study, drop-out or adherence-related <input type="checkbox"/> Adverse events, side-effects and/or safety <input type="checkbox"/> Cost-effectiveness or economic <input type="checkbox"/> Quality of life <input type="checkbox"/> Breastfeeding <input type="checkbox"/> Other
other primary outcome description	_____
Study Design	<input type="radio"/> Parallel <input type="radio"/> Crossover
Pilot study	<input type="radio"/> No <input type="radio"/> Yes
Study Design_1	<input type="radio"/> Cluster RCT <input type="radio"/> No cluster RCT
Study Design_2	<input type="radio"/> Factorial RCT <input type="radio"/> No factorial RCT
Study Design_Framework	<input type="radio"/> Superiority <input type="radio"/> Non - inferiority <input type="radio"/> Equivalence <input type="radio"/> Exploratory <input type="radio"/> Not reported
Study local	<input type="radio"/> unicentric <input type="radio"/> multicentric
Study country	_____
Registered protocol	<input type="radio"/> no <input type="radio"/> yes
Reference to SPIRIT	<input type="radio"/> no <input type="radio"/> yes
Reference to CONSORT	<input type="radio"/> no <input type="radio"/> yes
Reference to TIDieR	<input type="radio"/> no <input type="radio"/> yes

Reference to CONSERVE	<input type="radio"/> no <input type="radio"/> yes
-----------------------	---

Supplementary Box 1. Search Strategy

PubMed

Database and platform: PubMed 1946 to present (via <https://pubmed.ncbi.nlm.nih.gov/>)

Search filter: Cochrane Highly Sensitive Search Strategy for identifying randomised trials in MEDLINE: sensitivity- and precision-maximizing version (2008 revision); PubMed format ([https://handbook-5-](https://handbook-5-1.cochrane.org/chapter_6/box_6_4_b_cochrane_hsss_2008_sensprec_pubmed.htm)

[1.cochrane.org/chapter_6/box_6_4_b_cochrane_hsss_2008_sensprec_pubmed.htm](https://handbook-5-1.cochrane.org/chapter_6/box_6_4_b_cochrane_hsss_2008_sensprec_pubmed.htm))

#1

("Randomized controlled trial" [pt] OR "controlled clinical trial" [pt] OR randomized [tiab] OR randomised [tiab] OR placebo [tiab] OR clinical trial as topic [mesh:noexp] OR randomly [tiab] OR trial [ti]) NOT (animals [mh] NOT humans [mh])

#2

(Nutritional Sciences[mh] OR Nutritional Physiological Phenomena[mh] OR Nutrition Assessment[mh] OR Nutrition Therapy[mh] OR Nutritional and Metabolic Diseases[mh] OR nutrition*[tiab] OR diet[tiab] OR feeding[tiab] OR dietary[tiab] OR breastfeed*[tiab] OR breast feed*[tiab] OR lactation[tiab] OR bottle feed*[tiab] OR complementary feeding[tiab] OR weaning[tiab] OR enteral[tiab] OR parenteral[tiab] OR Feeding Methods[mh] OR nutritional status[tiab] OR overweight[tiab] OR obese[tiab] OR obesity[tiab] OR overnutrition[tiab] OR over nutrition[tiab] OR undernourished[tiab] OR overnourished[tiab] OR wasted[tiab] OR wasting[tiab] OR stunting[tiab] OR stunted[tiab] OR underweight[tiab] OR undernutrition[tiab] OR under nutrition[tiab] OR body weight[tiab] OR anthropometry[tiab] OR Body Weights and Measures[mh] OR growth monitoring[tiab] OR food[tiab] OR food labelling[mh] OR food assistance[mh] OR supplementary feeding[tiab] OR diet therapy[mh] OR food and beverages[mh] OR vegetable*[tiab] OR fruit*[tiab] OR meat[tiab] OR dairy[tiab] OR dietary fat*[tiab] OR starch*[tiab] OR cereal[tiab] OR food-drug interactions[mh] OR food supply[mh] OR feeding behavio*[tiab] OR eating behavio*[tiab] OR food pattern*[tiab] OR food hypersensitivity[mh] OR food deprivation[mh] OR food, organic [mh] OR micronutrient*[tiab] OR vitamin*[tiab] OR thiamin[tiab] OR riboflavin[tiab] OR niacin[tiab] OR pantothenic acid[tiab] OR pyridoxine[tiab] OR pyridoxal[tiab] OR pyridoxamine[tiab] OR biotin[tiab] OR folic acid[tiab] OR folate[tiab] OR cyanocobalamin[tiab] OR choline[tiab] OR retinol[tiab] OR ascorbic acid[tiab] OR tocopherol[tiab] OR carotenoids[tiab] OR carotene[tiab] OR cryptoxanthin[tiab] OR lutein[tiab] OR lycopene[tiab] OR zeaxanthin[tiab] OR minerals[tiab] OR calcium[tiab] OR chloride[tiab] OR magnesium[tiab] OR phosphorus[tiab] OR potassium[tiab] OR sodium[tiab] OR sulphur[tiab] OR trace element*[tiab] OR boron[tiab] OR cobalt[tiab] OR chromium[tiab] OR copper[tiab] OR fluoride[tiab] OR iodine[tiab] OR iron[tiab] OR manganese[tiab] OR molybdenum[tiab] OR selenium[tiab] OR zinc[tiab] OR trace metal*[tiab] OR macronutrient*[tiab] OR carbohydrate*[tiab] OR dietary protein*[tiab] OR saturated fat*[tiab] OR unsaturated fat*[tiab] OR mono unsaturated fat*[tiab] OR monounsaturated fat*[tiab] OR poly unsaturated fat*[tiab] OR polyunsaturated fat*[tiab] OR trans fat*[tiab] OR dietary fibre[tiab] OR dietary fiber[tiab] OR dietary salt[tiab] OR table salt[tiab] OR soft drink[tiab] OR fruit juice[tiab] OR vegetable juice[tiab] OR milk[tiab] OR tea[tiab] OR coffee[tiab] OR energy drink*[tiab] OR carbonated beverage*[tiab] OR carbonated drink*[tiab] OR prebiotics[tiab] OR probiotics[tiab] OR glycemic load[tiab] OR glycemic index[tiab] OR calories[tiab] OR kilocalories[tiab] OR kilojoules[tiab] OR caloric intake[tiab] OR energy intake[tiab])

#3

(protocol*[ti] OR study design [ti] OR trial design[ti] OR research design[ti] OR "design and methods"[ti] OR "design and rationale"[ti] OR "rationale and design"[ti] OR Research Design[mh] OR clinical protocols[mh] OR clinical trial protocol[pt])

#4

#1 AND #2 AND #3

#4 *Filters applied: From 2012/1/1 to 2022/3/24.*

Embase

Database and platform: Embase 1947 to present (via Elsevier)

Search filter: SIGN RCT filter

<https://www.sign.ac.uk/what-we-do/methodology/search-filters/>

#7

#6 AND (2012:py OR 2013:py OR 2014:py OR 2015:py OR 2016:py OR 2017:py OR 2018:py OR 2019:py OR 2020:py OR 2021:py OR 2022:py)

#6

#1 AND #4 AND #5

#5

"Methodology"/de OR "Clinical Protocol"/exp OR protocol:ti OR 'study design':ti OR "design and methods":ti OR "design and rationale":ti OR "rationale and design":ti

#4

#2 NOT #3

#3

'case study'/de OR 'case report':ab,ti OR 'abstract report'/de OR letter/de OR 'conference paper':it OR 'conference abstract':it OR editorial:it OR letter:it OR note:it

#2

'clinical trial'/de OR 'randomized controlled trial'/de OR 'controlled clinical trial'/de OR 'multicenter study'/de OR 'phase 3 clinical trial'/de OR 'phase 4 clinical trial'/de OR randomization/exp OR 'single blind procedure'/de OR 'double blind procedure'/de OR 'crossover procedure'/de OR placebo/de OR 'randomi?ed controlled trial*':ab,ti OR rct:ab,ti OR 'random* NEAR/2 allocat*':ab,ti OR 'single blind*':ab,ti OR 'double blind*':ab,ti OR ((treble:ab,ti OR triple:ab,ti) NEAR blind*':ab,ti) OR placebo*':ab,ti OR 'prospective study'/de

#1

'Nutritional Science'/exp OR 'nutritional science':kw OR 'nutritional physiological phenomena':ab,ti OR 'Nutrition'/exp OR 'nutritional assessment':kw OR 'nutritional support':kw OR 'diet therapy':kw OR 'Diet Therapy'/exp OR (nutritional:kw AND 'metabolic disorder':kw) OR 'Nutritional Disorder'/exp OR 'Metabolic Disorder'/exp OR nutrition:ab,ti OR diet:ab,ti,kw OR feeding:ab,ti OR 'Food'/exp OR 'dietary intake':ab,ti OR 'Diet Restriction'/exp OR breastfeeding:ab,ti OR lactation:ab,ti OR 'bottle feeding':ab,ti OR 'complementary feeding':ab,ti OR weaning:ab,ti OR 'enteric feeding':ab,ti OR parenteral:ab,ti OR 'food intake':ab,ti OR 'nutritional status':ab,ti OR 'Failure to Thrive'/de OR 'Body Weight'/exp OR obesity:ab,ti OR 'obese patient':ab,ti OR overnutrition:ab,ti OR 'wasting syndrome':ab,ti OR stunting:ab,ti OR 'stunting syndrome':ab,ti OR malnutrition:ab,ti OR 'malnutrition'/de OR 'body weight':ab,ti OR anthropometry:kw OR ('growth, development':ab,ti AND aging:ab,ti) OR food:ab,ti OR 'food packaging':kw OR 'Food Packaging'/de OR 'food assistance':kw OR 'Food Assistance'/de OR 'supplementary feeding':ab,ti OR 'Food Insecurity'/exp OR vegetable:ab,ti OR fruit:ab,ti OR meat:ab,ti OR dairy:ab,ti OR 'fat intake':ab,ti OR starch:ab,ti OR cereal:ab,ti OR 'food drug interaction':ab,ti OR 'catering service':kw OR 'feeding

TS =("cereal")) OR AK=("food drug interactions")) OR AK=("food supply")) OR TS =("feeding behavio*") OR TS =("eating behavio*") OR TS =("food pattern*") OR TS =("food hypersensitivity") OR TS =("food deprivation") OR TS =("food, organic") OR TS =("micronutrient*") OR TS =("vitamin*") OR TS =("thiamin") OR TS =("riboflavin") OR TS =("niacin") OR TS =("pantothenic acid") OR TS =("pyridoxine") OR TS =("pyridoxal") OR TS =("pyridoxamine") OR TS =("biotin") OR TS =("folic acid") OR TS =("folate") OR TS =("cyanocobalamin") OR TS =("choline") OR TS =("retinol") OR TS =("ascorbic acid") OR TS =("tocopherol") OR TS =("carotenoids") OR TS =("carotene") OR TS =("cryptoxanthin") OR TS =("lutein") OR TS =("lycopene") OR TS =("zeaxanthin") OR TS =("minerals") OR TS =("calcium") OR TS =("chloride") OR TS =("magnesium") OR TS =("phosphorus") OR TS =("potassium") OR TS =("sodium") OR TS =("sulphur") OR TS =("trace element*") OR TS =("boron") OR TS =("cobalt") OR TS =("chromium") OR TS =("copper") OR TS =("fluoride") OR TS =("iodine") OR TS =("iron") OR TS =("manganese") OR TS =("molybdenum") OR TS =("selenium") OR TS =("zinc") OR TS =("trace metal*") OR TS =("macronutrient*") OR TS =("carbohydrate*") OR TS =("dietary protein*") OR TS =("saturated fat*") OR TS =("unsaturated fat*") OR TS =("mono unsaturated fat*") OR TS =("monounsaturated fat*") OR TS =("poly unsaturated fat*") OR TS =("polyunsaturated fat*") OR TS =("trans fat*") OR TS =("dietary fibre") OR TS =("dietary fiber") OR TS =("dietary salt") OR TS =("table salt") OR TS =("soft drink") OR TS =("fruit juice") OR TS =("vegetable juice") OR TS =("milk") OR TS =("tea") OR TS =("coffee") OR TS =("energy drink*") OR TS =("carbonated beverage*") OR TS =("carbonated drink*") OR TS =("prebiotics") OR TS =("probiotics") OR TS =("glycaemic load") OR TS =("glycaemic index") OR TS =("calories") OR TS =("kilocalories") OR TS =("kilojoules") OR TS =("caloric intake") OR TS =("energy intake")

#4

#1 AND #2 AND #3

#5

#4 Timespan: 2012-01-01 to 2022-03-24 (Publication Date)

CINAHL

Database and platform: CINAHL with full text 1981 to present (via EBSCOHost)

Search filter: SIGN CINAHL for EBSCO RCT Filter (created by Mark Clowes)

<https://www.sign.ac.uk/assets/search-filters-randomised-controlled-trials.docx>

S1

((MH "Research Protocols") OR (MH "Research Methodology") OR (MH "Study Design")) OR PT Protocol OR (TI (protocol* OR "study design" OR "trial design" OR "research design" OR "design and methods" OR "design and rationale" OR "rationale and design"))

S2

((MH "Nutrition+") OR (MH "Nutritional Physiology+") OR (MH "Nutritional Assessment") OR (MH "Diet Therapy+") OR (MH "Nutritional and Metabolic Diseases+") OR (MH "Feeding Methods") OR (MH "Diet+")) OR (TI (nutrition* OR diet OR feeding OR dietary OR breastfeed* OR "breast feed*" OR lactation OR "bottle feed*" OR "complementary feeding" OR weaning OR enteral OR parenteral) OR AB (nutrition* OR diet OR feeding OR dietary OR breastfeed* OR "breast feed*" OR lactation OR "bottle feed*" OR "complementary feeding" OR weaning OR enteral OR parenteral)) OR (TI ("nutritional status" OR overweight OR obese OR obesity OR overnutrition OR "over nutrition" OR undernourished OR overnourished OR wasted OR wasting OR stunting OR stunted OR underweight

OR undernutrition OR "under nutrition" OR "body weight" OR anthropometry) OR AB ("nutritional status" OR overweight OR obese OR obesity OR overnutrition OR "over nutrition" OR undernourished OR overnourished OR wasted OR wasting OR stunting OR stunted OR underweight OR undernutrition OR "under nutrition" OR "body weight" OR anthropometry)) OR ((MH "Body Weights and Measures") OR (MH "Anthropometry") OR (MH "Body Weight") OR (MH "Food Labeling") OR (MH "Food Assistance") OR (MH "Food and Beverages+")) OR (TI ("growth monitoring" OR food OR "supplementary feeding" OR vegetable* OR fruit* OR meat OR dairy OR "dietary fat*" OR starch* OR cereal) OR AB ("growth monitoring" OR food OR "supplementary feeding" OR vegetable* OR fruit* OR meat OR dairy OR "dietary fat*" OR starch* OR cereal)) OR ((MH "Drug-Food Interactions") OR (MH "Food Supply") OR (MH "Organic Food") OR (MH "Food Hypersensitivity")) OR (TI ("feeding behavior*" OR "eating behavior*" OR "food pattern*" OR micronutrient* OR vitamin* OR thiamin OR riboflavin OR niacin OR "pantothenic acid" OR pyridoxine OR pyridoxal OR pyridoxamine OR biotin OR "folic acid" OR folate OR cyanocobalamin OR choline OR retinol OR "ascorbic acid" OR tocopherol OR carotenoids OR carotene OR cryptoxanthin) OR AB ("feeding behavior*" OR "eating behavior*" OR "food pattern*" OR micronutrient* OR vitamin* OR thiamin OR riboflavin OR niacin OR "pantothenic acid" OR pyridoxine OR pyridoxal OR pyridoxamine OR biotin OR "folic acid" OR folate OR cyanocobalamin OR choline OR retinol OR "ascorbic acid" OR tocopherol OR carotenoids OR carotene OR cryptoxanthin)) OR (TI (lutein OR lycopene OR zeaxanthin OR minerals OR calcium OR chloride OR magnesium OR phosphorus OR potassium OR sodium OR sulphur OR "trace element*" OR boron OR cobalt OR chromium OR copper OR fluoride OR iodine OR iron OR manganese OR molybdenum OR selenium OR zinc OR "trace metal*" OR macronutrient* OR carbohydrate* OR "dietary protein*") OR AB (lutein OR lycopene OR zeaxanthin OR minerals OR calcium OR chloride OR magnesium OR phosphorus OR potassium OR sodium OR sulphur OR "trace element*" OR boron OR cobalt OR chromium OR copper OR fluoride OR iodine OR iron OR manganese OR molybdenum OR selenium OR zinc OR "trace metal*" OR macronutrient* OR carbohydrate* OR "dietary protein*")) OR (TI ("saturated fat*" OR "unsaturated fat*" OR "mono unsaturated fat*" OR "monounsaturated fat*" OR "poly unsaturated fat*" OR "polyunsaturated fat*" OR "trans fat*" OR "dietary fibre" OR "dietary fiber" OR "dietary salt" OR "table salt" OR "soft drink" OR "fruit juice" OR "vegetable juice") OR AB ("saturated fat*" OR "unsaturated fat*" OR "mono unsaturated fat*" OR "monounsaturated fat*" OR "poly unsaturated fat*" OR "polyunsaturated fat*" OR "trans fat*" OR "dietary fibre" OR "dietary fiber" OR "dietary salt" OR "table salt" OR "soft drink" OR "fruit juice" OR "vegetable juice")) OR (TI (milk OR tea OR coffee OR "energy drink*" OR "carbonated beverage*" OR "carbonated drink*" OR prebiotics OR probiotics OR "glycemic load" OR "glycemic index" OR calories OR kilocalories OR kilojoules OR "caloric intake" OR "energy intake") OR AB (milk OR tea OR coffee OR "energy drink*" OR "carbonated beverage*" OR "carbonated drink*" OR prebiotics OR probiotics OR "glycemic load" OR "glycemic index" OR calories OR kilocalories OR kilojoules OR "caloric intake" OR "energy intake"))

S3

TX allocat* random* OR (MH "Quantitative Studies") OR (MH "Placebos") OR TX placebo* OR TX random* allocat* OR (MH "Random Assignment") OR TX randomi* control* trial* OR (TX ((singl* n1 blind*) or (singl* n1 mask*)) or TX ((doubl* n1 blind*) or (doubl* n1 mask*)) or TX ((tripl* n1 blind*) or (tripl* n1 mask*)) or TX ((trebl* n1 blind*) or (trebl* n1 mask*))) OR TX clinic* n1 trial* OR PT Clinical trial OR (MH "Clinical Trials+")

S4

S1 AND S2 AND S3

S5

S4 (LIMITADORES 202203 - 201201)

Global Health

Database and platform: Global Health 1973 to 2022 Week 12 (via OVID)

Search filter: RCT filter adapted from the Cochrane Highly Sensitive Search Strategy for identifying randomised trials in MEDLINE: sensitivity- and precision-maximising version (2008 revision)

1. (protocol\$ OR "study design\$" OR "trial design\$" OR "research design\$" OR "design and methods" OR "design and rationale" OR "rationale and design").ti.
2. Methodology/ OR Experimental Design/
3. 1 OR 2
4. exp Nutrition/ OR exp Nutrition Research/ OR exp Human Feeding/ OR Diets/ OR Diet/
5. Nutrition Physiology/ OR Nutritional Assessment/ OR Nutritional Disorders/ OR Nutritional Intervention/
6. (nutrition\$ OR diet OR feeding OR dietary OR breastfeed\$ OR "breast feed\$" OR lactation OR "bottle feed\$" OR "complementary feeding" OR weaning OR enteral OR parenteral).ti,ab.
7. ("nutritional status" OR overweight OR obese OR obesity OR overnutrition OR "over nutrition" OR undernourished OR overnourished OR wasted OR wasting OR stunting OR stunted OR underweight OR undernutrition OR "under nutrition" OR "body weight" OR anthropometry).ti,ab.
8. Body Weight/ OR Nutrition Labelling/ OR Diet Treatment/ OR Food Supply/ OR Nutrient Drug Interactions/ OR Food Deprivation/
9. exp Body Measurements/ OR exp Foods/ OR exp Therapeutic Diets/ OR exp Food Allergies/
10. ("growth monitoring" OR food OR "food assistance" OR "supplementary feeding" OR vegetable\$ OR fruit\$ OR meat\$ OR dairy\$ OR "dietary fat\$" OR starch\$ OR cereal OR "feeding behavio\$" OR "eating behavio\$" OR "food pattern\$").ti,ab.
11. ("food hypersensitivit\$" OR "organic food" OR micronutrient\$ OR vitamin\$ OR thiamin OR riboflavin OR niacin OR "pantothenic acid" OR pyridoxine OR pyridoxal OR pyridoxamine OR biotin OR "folic acid" OR folate OR cyanocobalamin OR choline OR retinol OR "ascorbic acid" OR tocopherol OR carotenoids OR carotene OR cryptoxanthin OR lutein OR lycopene OR zeaxanthin OR minerals OR calcium OR chloride OR magnesium OR phosphorus OR potassium OR sodium OR sulphur OR "trace element\$" OR boron OR cobalt OR chromium OR copper OR fluoride OR iodine OR iron OR manganese OR molybdenum OR selenium OR zinc OR "trace metal\$").ti,ab.
12. (macronutrient\$ OR carbohydrate\$ OR "dietary protein\$" OR "saturated fat\$" OR "unsaturated fat\$" OR "mono unsaturated fat\$" OR "monounsaturated fat\$" OR "poly unsaturated fat\$" OR "polyunsaturated fat\$" OR "trans fat\$" OR "dietary fibre" OR "dietary fiber" OR "dietary salt" OR "table salt" OR "soft drink" OR "fruit juice" OR "vegetable juice" OR milk OR tea OR coffee OR "energy drink\$" OR "carbonated beverage\$" OR "carbonated drink\$" OR prebiotics OR probiotics

OR "glycemic load" OR "glycemic index" OR calories OR kilocalories OR kilojoules OR "caloric intake" OR "energy intake").ti,ab.

13. 4 OR 5 OR 6 OR 7 OR 8 OR 9 OR 10 OR 11 OR 12

14. Randomized controlled trials/ OR Clinical Trials/ OR Placebos/

15. (randomized OR randomised OR randomly OR placebo OR trial\$.ti,ab.

16. 14 OR 15

17. 3 AND 13 AND 16

18. Limit 17 to yr="2012-2022"

PsycInfo

Database and platform: PsycINFO 1806 to present (via OVID)

Search filter: Cochrane ENT Group RCT search filter for PsycInfo (OVID)
https://ent.cochrane.org/sites/ent.cochrane.org/files/public/uploads/rct_filters.pdf

1. (protocol\$ OR "study design\$" OR "trial design\$" OR "research design\$" OR "design and methods" OR "design and rationale" OR "rationale and design").ti.

2. ("Research Design" OR "clinical protocols").mh.

3. Methodology/

4. Experimental Design/

5. 1 OR 2 OR 3 OR 4

6. ("Nutritional Sciences" OR "Nutritional Physiological Phenomena" OR "Nutrition Assessment" OR "Nutrition Therapy" OR "Nutritional and Metabolic Diseases" OR "Feeding Methods" OR "Body Weights and Measures" OR "Food Labelling" OR "Food Assistance" OR "Diet Therapy" OR "Food and Beverages" OR "Food-drug Interactions" OR "Food Supply" OR "Food Hypersensitivity" OR "Food Deprivation" OR "Food, Organic").mh.

7. exp Nutrition/ OR exp "Nutritional Deficiencies"/ OR exp "Metabolism Disorders"/ OR exp Diets/ OR exp Food/

8. "Eating Behavior"/ OR "Failure to Thrive"/ OR "Body Weight"/ OR "Beverages (Nonalcoholic)"/ OR "Food Insecurity"/ OR "Food Allergies"/ OR "Food Deprivation"/ OR "Food Intake"/ OR "Dietary Supplements"/ OR "Dietary Restraint"/ OR "Food Preferences"/

9. (nutrition\$ OR diet OR feeding OR dietary OR breastfeed\$ OR "breast feed\$" OR lactation OR "bottle feed\$" OR "complementary feeding" OR weaning OR enteral OR parenteral OR "nutritional status" OR overweight OR obese OR obesity OR overnutrition OR "over nutrition" OR undernourished OR overnourished OR wasted OR wasting OR stunting OR stunted OR underweight OR undernutrition OR "under nutrition" OR "body weight" OR anthropometry).ti,ab.

10. ("growth monitoring" OR food OR "supplementary feeding" OR vegetable\$ OR

fruit\$ OR meat OR dairy OR "dietary fat\$" OR starch\$ OR cereal OR "feeding behavio\$" OR "eating behavio\$" OR "food pattern\$" OR micronutrient\$).ti,ab.

11. (vitamin\$ OR thiamin OR riboflavin OR niacin OR pantothenic acid OR pyridoxine OR pyridoxal OR pyridoxamine OR biotin OR folic acid OR folate OR cyanocobalamin OR choline OR retinol OR ascorbic acid OR tocopherol OR carotenoids OR carotene OR cryptoxanthin OR lutein OR lycopene OR zeaxanthin OR minerals OR calcium OR chloride OR magnesium OR phosphorus OR potassium OR sodium OR sulphur OR "trace element\$" OR boron OR cobalt OR chromium OR copper OR fluoride OR iodine OR iron OR manganese OR molybdenum OR selenium OR zinc OR "trace metal\$").ti,ab.

12. (macronutrient\$ OR carbohydrate\$ OR "dietary protein\$" OR "saturated fat\$" OR "unsaturated fat\$" OR "mono unsaturated fat\$" OR "monounsaturated fat\$" OR "poly unsaturated fat\$" OR "polyunsaturated fat\$" OR "trans fat\$" OR "dietary fibre" OR "dietary fiber" OR "dietary salt" OR "table salt").ti,ab.

13. ("soft drink" OR "fruit juice" OR "vegetable juice" OR milk OR tea OR coffee OR "energy drink\$" OR "carbonated beverage\$" OR "carbonated drink\$" OR prebiotics OR probiotics OR "glycemic load" OR "glycemic index" OR calories OR kilocalories OR kilojoules OR "caloric intake" OR "energy intake").ti,ab.

14. 6 OR 7 OR 8 OR 9 OR 10 OR 11 OR 12 OR 13

15. Placebo/

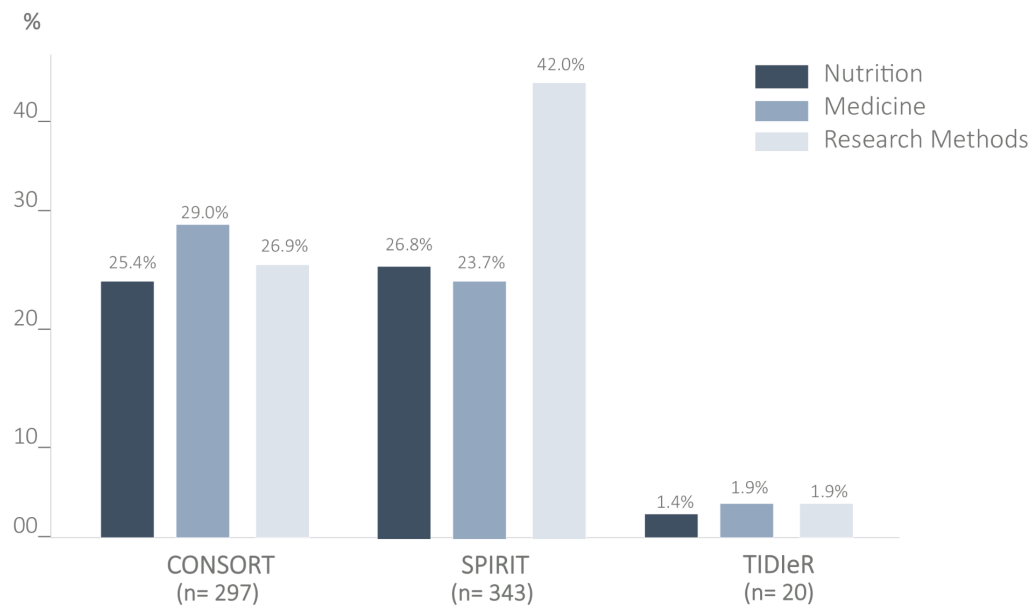
16. ((blind* or mask*) and (single or double or triple or treble)).tw.

17. (randomised or randomized or randomisation or randomization or (random* and (allocat* or assign*)) or factorial* or placebo* or crossover* or (cross adj over*)).tw.

18. 15 or 16 or 17

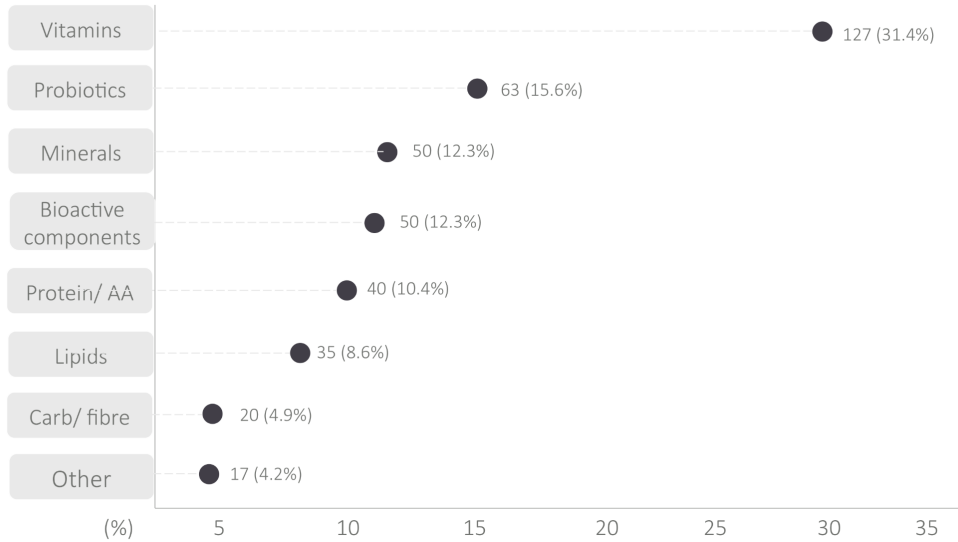
19. 5 AND 14 AND 18

20. limit 19 to yr="2012-2022"

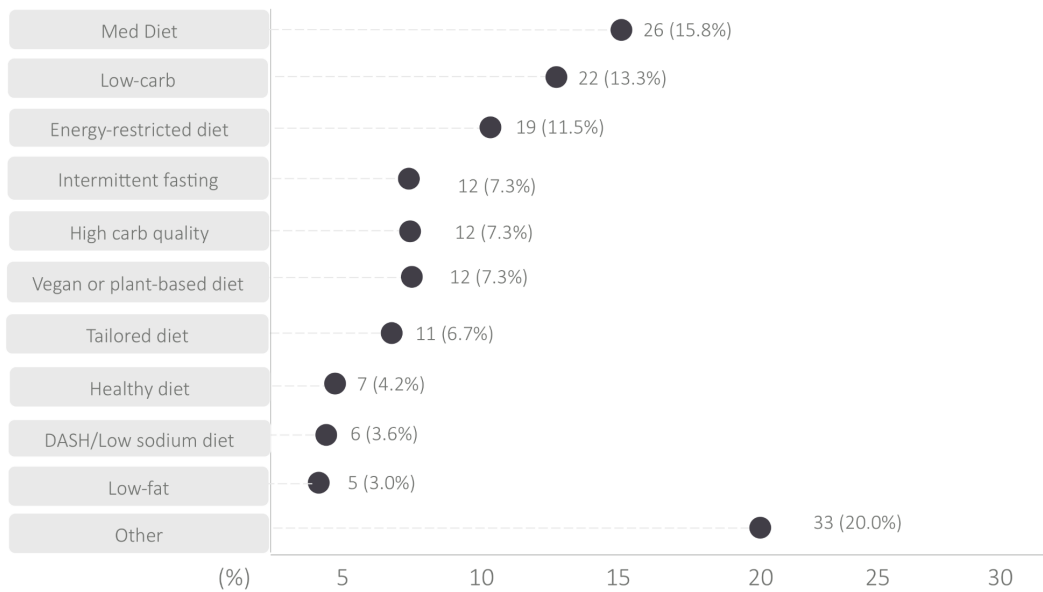


Supplementary Figure 1. Relative frequency of published nutrition or diet related RCT protocols that referenced the reporting guidelines according to the scientific field of journals.

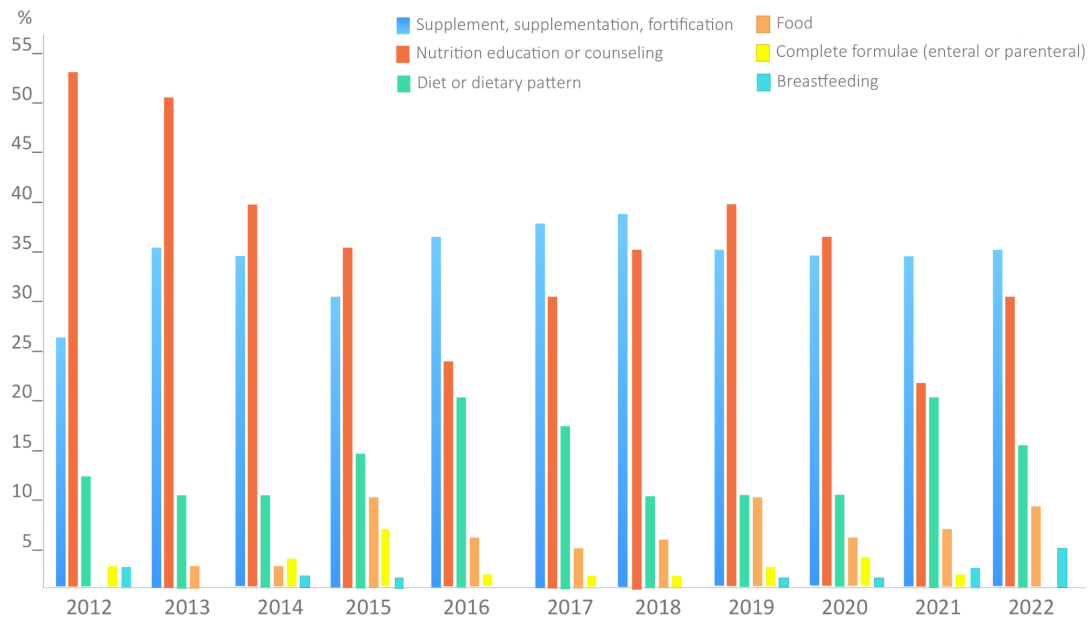
2A



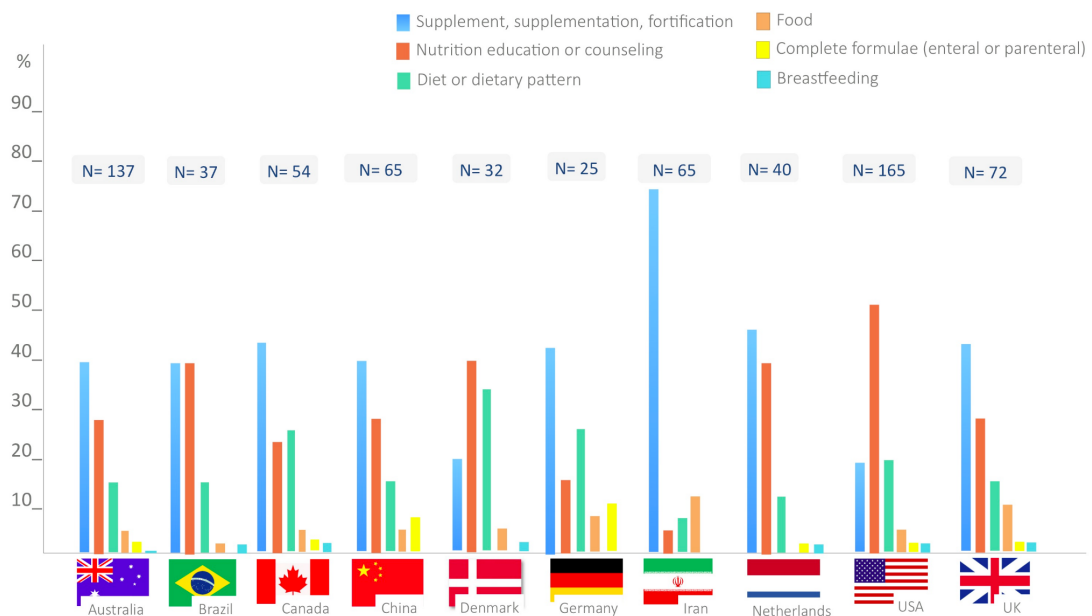
2B



Supplementary Figure 2: Absolute and relative frequency of different types of supplements (A; n = 405) and complete diet or dietary pattern (B; n = 165) adopted as intervention by RCT protocols.



Supplementary Figure 3: Intervention categories according to the publication year of nutrition or diet-related RCT protocols.



Supplementary Figure 4: Intervention's categories according to the country of nutrition or diet-related RCT protocols (sample of countries with at least 25 publications).

Supplementary Table 1. Relative frequency of protocols published in journals with an endorsement of reporting guidelines that cited them.

	Endorsement by the journals that published the protocols					
	SPIRIT		CONSORT		TIDieR	
	Yes	No	Yes	No	Yes	No
Mentioned by the protocols	485 (45.4%)	583 (54.6%)	1016 (95.1%)	52 (4.9%)	7 (0.7%)	1061 (99.3%)
Yes	123 (25.4%)	220 (37.7%)	292 (28.7%)	5 (9.6%)	0 (0%)	20 (1.9%)
No	362 (74.6%)	363 (62.3%)	724 (71.3%)	47 (90.4%)	7 (100%)	1041 (98.1%)

Supplementary Table 2. Frequency of each component of the PICOS acronym for nutrition or diet related RCT protocols and practices of transparency and reproducibility stratified by the year of publication (n = 1068)

		2012	2013	2014	2015	2016	2017	2018	2019	2020	2021	2022
	N	32	71	76	79	86	102	107	156	163	155	41
P - Population (age-stage)												
Infant	66 (6.2%)	2 (6.2%)	2 (2.8%)	5 (6.6%)	8 (10.1%)	5 (5.8%)	8 (7.8%)	5 (4.7%)	8 (5.1%)	8 (4.9%)	9 (5.8%)	6 (14.6%)
Children	132 (12.4%)	6 (18.8%)	14 (19.7%)	7 (9.2%)	11 (13.9%)	10 (11.6%)	13 (12.7%)	14 (13.1%)	26 (16.7%)	16 (9.8%)	15 (9.7%)	0 (0%)
Adolescent	63 (5.9%)	2 (6.2%)	5 (7.0%)	1 (1.3%)	9 (11.4%)	6 (7.0%)	9 (8.8%)	5 (4.7%)	9 (5.8%)	10 (6.1%)	6 (3.9%)	1 (2.4%)
Adult	251 (23.5%)	7 (21.9%)	16 (22.5%)	15 (19.7%)	21 (26.6%)	20 (23.3%)	30 (29.4%)	22 (20.6%)	40 (25.6%)	40 (24.5%)	32 (20.6%)	8 (19.5%)
Adult and Elderly	350 (32.8%)	5 (15.6%)	22 (31.0%)	30 (39.5%)	22 (27.8%)	26 (30.2%)	30 (29.4%)	37 (34.6%)	48 (30.8%)	56 (34.4%)	61 (39.4%)	13 (31.7%)
Elderly	76 (7.1%)	4 (12.5%)	4 (5.6%)	5 (6.6%)	4 (5.1%)	4 (4.7%)	2 (2%)	11 (10.3%)	11 (7.1%)	14 (8.6%)	14 (9.0%)	3 (7.3%)

		2012	2013	2014	2015	2016	2017	2018	2019	2020	2021	2022
Pregnant	99 (9.3%)	3 (9.4%)	9 (12.7%)	10 (13.2%)	5 (6.3%)	9 (10.5%)	11 (10.8%)	11 (10.3%)	9 (5.8%)	13 (8.0%)	12 (7.7%)	7 (17.1%)
Postmenopausal women	9 (0.8%)	0 (0%)	0 (0%)	1 (1.3%)	0 (0%)	4 (4.7%)	0 (0%)	0 (0%)	0 (0%)	1 (0.6%)	3 (1.9%)	0 (0%)
Families	53 (5.0%)	3 (9.4%)	5 (7.0%)	1 (1.3%)	6 (7.6%)	4 (4.7%)	4 (3.9%)	4 (3.7%)	8 (5.1%)	12 (7.4%)	5 (3.2%)	1 (2.4%)
Mother and infant	19 (1.8%)	0 (0%)	2 (2.8%)	2 (2.6%)	2 (1.5%)	1 (1.2%)	1 (1.0%)	3 (2.8%)	2 (1.3%)	2 (1.2%)	3 (1.9%)	1 (2.4%)
P - population (clinical condition)												
None disease	392	16 (50.0%)	27 (38.0%)	27 (35.5)	26 (32.9%)	34 (39.5%)	43 (42.2%)	38 (35.5%)	67 (42.9%)	42 (25.8%)	59 (38.1%)	13 (31.7%)
With a specific disease	676 (63.3%)	16 (50.0%)	44 (62.0%)	49 (64.5)	53 (67.1%)	52 (60.5%)	59 (57.8%)	69 (64.5%)	89 (57.1%)	121 (74.2%)	96 (61.9%)	28 (68.3%)
I - Intervention (type)												
Isolated	724 (67.8%)	18 (56.2%)	34 (47.9%)	52 (68.4%)	47 (59.5%)	61 (70.9%)	69 (67.6%)	70 (65.4%)	106 (67.9%)	114 (69.9%)	119 (76.8%)	34 (82.9%)
Combined with exercise	98 (9.2%)	3 (9.4%)	7 (9.9%)	7 (9.2%)	10 (12.7%)	8 (9.3%)	11 (10.8%)	14 (13.1%)	12 (7.7%)	19 (11.7%)	7 (4.5%)	0 (0%)

		2012	2013	2014	2015	2016	2017	2018	2019	2020	2021	2022
Combined with drug	18 (1.7%)	0 (0%)	1 (1.4%)	0 (0%)	1 (1.3%)	0 (0%)	2 (2.0%)	3 (2.8%)	4 (2.6%)	4 (2.5%)	2 (1.3%)	1 (2.4%)
Combined with other medical care	18 (1.7%)	0 (0%)	1 (1.4%)	0 (0%)	2 (2.5%)	2 (2.3%)	0 (0%)	3 (2.8%)	3 (1.9%)	3 (1.8%)	4 (2.6%)	0 (0%)
Part of lifestyle modification	127 (11.9%)	7 (21.9%)	20 (28.2%)	10 (13.2%)	15 (19.0%)	6 (7.0%)	14 (13.7%)	8 (7.5%)	15 (9.6%)	14 (8.6%)	14 (9.0%)	4 (9.8%)
Part of health program	83 (7.8%)	4 (12.5%)	8 (11.3%)	7 (9.2%)	4 (5.1%)	9 (10.5%)	6 (5.9%)	9 (8.4%)	16 (10.3%)	9 (5.5%)	9 (5.8%)	2 (4.9%)
I - Intervention (category)												
Food	78 (7.3%)	0 (0%)	2 (2.8%)	3 (3.9%)	7 (8.9%)	6 (7.0%)	6 (5.9%)	8 (7.5%)	17 (10.9%)	12 (7.4%)	13 (8.4%)	4 (9.8%)
Diet or dietary pattern	165 (15.4%)	4 (12.5%)	7 (9.9%)	8 (10.5%)	12 (15.2%)	20 (23.3%)	19 (18.6%)	14 (13.1%)	17 (10.9%)	24 (14.7%)	33 (21.3%)	7 (17.1%)
Supplementation	405 (37.9%)	9 (28.1%)	26 (36.6%)	26 (34.2%)	24 (30.4%)	33 (38.4%)	40 (39.2%)	44 (41.1%)	56 (35.9%)	69 (42.3%)	63 (40.6%)	15 (36.6%)
Complete formulae	37 (3.5%)	1 (3.1%)	0 (0%)	4 (5.3%)	6 (7.6%)	2 (2.3%)	3 (2.9%)	2 (1.9%)	6 (3.8%)	9 (5.5%)	4 (2.6%)	0 (0%)
Nutrition Education	354 (33.1%)	17 (53.1%)	36 (50.7%)	31 (40.8%)	28 (35.4%)	21 (24.4%)	32 (31.4%)	39 (36.4%)	57 (36.5%)	46 (28.2%)	35 (22.6%)	12 (29.3%)

		2012	2013	2014	2015	2016	2017	2018	2019	2020	2021	2022
Breastfeeding	17 (1.6%)	1 (3.1%)	0 (0%)	2 (2.6%)	1 (1.3%)	0 (0%)	0 (0%)	0 (0%)	2 (1.3%)	2 (1.2%)	6 (3.9%)	3 (7.3%)
Other	12 (1.1%)	0 (0%)	0 (0%)	2 (2.6%)	1 (1.3%)	4 (4.7%)	2 (2.0%)	0 (0%)	1 (0.6%)	1 (0.6%)	1 (0.6%)	0 (0%)
C - Comparator												
Placebo	362 (33.9%)	7 (21.9%)	26 (36.6%)	23 (30.3%)	26 (32.9%)	29 (33.7%)	36 (35.3%)	30 (28.0%)	55 (35.3%)	58 (35.6%)	58 (37.4%)	14 (34.1%)
Other Intervention	289 (27.1%)	12 (37.5%)	14 (19.7%)	20 (26.3%)	23 (29.1%)	24 (27.9%)	31 (30.4%)	32 (29.9%)	36 (23.1%)	48 (29.4%)	40 (25.8%)	9 (22.0%)
Usual care	316 (29.6%)	7 (21.9%)	22 (31.0%)	25 (32.9%)	27 (34.2%)	25 (29.1%)	27 (26.5%)	35 (32.7%)	48 (30.8%)	38 (23.3%)	46 (29.7%)	16 (39.0%)
No control	101 (9.5%)	6 (18.8%)	9 (12.7%)	8 (10.5%)	3 (3.8%)	8 (9.3%)	8 (7.5%)	10 (9.3%)	17 (10.9%)	19 (11.7%)	11 (7.1%)	2 (4.9%)
O - Primary outcome (three most frequent categories)												
Clinical status	308 (28.8%)	6 (18.8%)	22 (31.0%)	21 (27.6%)	19 (24.1%)	27 (31.4%)	32 (31.4%)	22 (20.6%)	45 (28.8%)	45 (27.6%)	58 (37.4%)	11 (26.8%)
Nutritional Status	247 (23.1%)	15 (46.9%)	25 (35.2%)	12 (15.8%)	18 (22.8%)	23 (26.7%)	23 (22.5%)	23 (21.5%)	36 (23.1%)	36 (22.1%)	27 (17.4%)	9 (22.0%)

		2012	2013	2014	2015	2016	2017	2018	2019	2020	2021	2022
Frequency or severity of disease	238 (22.3%)	5 (15.6%)	17 (23.9%)	17 (22.4%)	22 (27.8%)	18 (20.9%)	21 (20.6%)	20 (18.7%)	31 (19.9%)	42 (25.8%)	35 (22.6%)	10 (24.4%)
S - Study design												
Crossover	54	1 (3.1%)	4 (5.6%)	5 (6.6%)	4 (5.1%)	5 (5.8%)	6 (5.9%)	6 (5.6%)	7 (4.5%)	7 (4.3%)	7 (4.5%)	2 (4.9%)
Parallel	1014	31 (96.9%)	67 (94.4%)	71 (93.4%)	75 (94.9%)	81 (94.2%)	96 (94.1%)	101 (94.4%)	149 (95.5%)	156 (95.7%)	148 (95.5%)	39 (95.5%)
Practices of transparency and reproducibility												
Protocol register	1006 (94.2%)	30 (93.8%)	61 (85.9%)	72 (94.7%)	72 (91.1%)	80 (93.0%)	100 (98.0%)	102 (95.3%)	147 (94.2%)	156 (95.7%)	147 (94.8%)	39 (95.1%)
Conflicts of interest statement	953 (89.2%)	29 (90.6%)	58 (81.7%)	69 (90.8%)	71 (89.9%)	73 (84.9%)	96 (94.1%)	95 (88.8%)	136 (87.2%)	146 (89.6%)	141 (91.0%)	39 (95.1%)
Funding statement	1043 (97.7%)	32 (100%)	68 (95.8%)	73 (96.1%)	76 (96.2%)	82 (95.3%)	100 (98.0%)	105 (98.1%)	154 (98.7%)	160 (98.2%)	152 (98.1%)	41 (100%)

Supplementary Table 3. Absolute and relative frequency of each component of the PICOS acronyms and other information related to transparency for nutrition or diet-related RCT protocols according to the five most frequent countries for trials conduction.

Characteristics	USA (n = 165)	UK (n = 72)	Iran (n = 65)	China (n = 65)	Australia (n=137)
<i>P - population (life-stage)</i>					
Infant	6 (3.6%)	4 (5.6%)	0 (0%)	4 (6.2%)	4 (2.9%)
Children	32 (19.4%)	4 (5.6%)	2 (3.1%)	6 (9.2%)	16 (11.7%)
Adolescent	11 (6.7%)	4 (5.6%)	3 (4.6%)	1 (1.5%)	7 (5.1%)
Adult	37 (22.4%)	20 (27.8%)	31 (47.7%)	14 (21.5%)	35 (25.5%)
Adult and Elderly	38 (23.0%)	29 (40.3%)	26 (40.0%)	24 (36.9%)	47 (34.3%)
Elderly	6 (3.6%)	8 (11.1%)	0 (0%)	3 (4.6%)	12 (8.8%)
Pregnant	16 (9.7%)	2 (2.8%)	2 (3.1%)	6 (9.2%)	14 (10.2%)
Postmenopausal women	3 (1.8%)	0 (0%)	1 (1.5%)	3 (4.6%)	1 (0.7%)
Families	33 (20.0%)	1 (1.4%)	0 (0%)	4 (6.2%)	2 (1.5%)
Mother and infant	3 (1.8%)	1 (1.4%)	0 (0%)	1 (1.5%)	0 (0%)
<i>P - population (clinical condition)</i>					
No disease	63 (38.2%)	22 (30.6%)	7 (10.8%)	18 (27.7%)	48 (35.0%)
Specific disease	102 (61.8%)	50 (69.4%)	58 (89.2%)	47 (72.3%)	89 (65.0%)

Characteristics	USA (n = 165)	UK (n = 72)	Iran (n = 65)	China (n = 65)	Australia (n=137)
<i>I - Intervention (type of intervention)</i>					
Isolated	89 (53.9%)	48 (66.7%)	61 (93.8%)	48 (73.8%)	95 (69.3%)
Combined with exercise	19 (11.5%)	9 (12.5%)	1 (1.5%)	8 (12.3%)	14 (10.2%)
Combined with drug	0 (0%)	4 (5.6%)	0 (0%)	3 (4.6%)	0 (0%)
Combined with other medical care	1 (0.6%)	1 (1.4%)	1 (1.5%)	0 (0%)	2 (1.5%)
Part of lifestyle modification	34 (20.6%)	7 (9.7%)	1 (1.5%)	2 (3.1%)	18 (13.1%)
Part of health program	22 (13.3%)	3 (4.2%)	1 (1.5%)	4 (6.2%)	8 (5.8%)
<i>I - Intervention (categories of intervention)</i>					
Food	10 (6.1%)	8 (11.1%)	8 (12.3%)	3 (4.6%)	7 (5.1%)
Diet or dietary pattern	34 (20.6%)	11 (15.3%)	5 (7.7%)	11 (16.9%)	22 (16.1%)
Supplementation	30 (18.2%)	31 (43.1%)	49 (75.5%)	25 (38.5%)	53 (38.7%)
Complete formulae enteral or parenteral	2 (1.2%)	1 (1.4%)	0 (0%)	6 (9.2%)	3 (2.2%)
Nutrition Education	84 (50.9%)	20 (27.8%)	3 (4.6%)	18 (27.7%)	49 (35.8%)
Breastfeeding	3 (1.8%)	1 (1.4%)	0 (0%)	1 (1.5%)	1 (0.7%)
Other	0 (0%)	0 (0%)	0 (0%)	0 (0%)	2 (1.5%)

Characteristics	USA (n = 165)	UK (n = 72)	Iran (n = 65)	China (n = 65)	Australia (n=137)
<i>C - Comparator</i>					
Placebo	33 (20.0%)	27 (37.5%)	48 (73.8%)	23 (35.4%)	48 (35.0%)
Other Intervention	63 (38.2%)	20 (27.8%)	9 (13.8%)	15 (23.1%)	26 (19.0%)
Usual care	52 (31.5%)	18 (25.0%)	5 (7.7%)	18 (27.7%)	50 (36.5%)
No control	17 (10.3%)	7 (9.7%)	3 (4.6%)	9 (13.8%)	13 (9.5%)
<i>O - Primary Outcomes (most frequent)</i>					
Clinical status	36 (21.8%)	14 (19.4%)	49 (75.4%)	20 (30.8%)	33 (24.1%)
Nutritional Status	62 (37.6%)	11 (15.3%)	7 (10.8%)	13 (20.0%)	25 (18.2%)
Frequency or severity of disease	22 (13.3%)	15 (20.8%)	14 (21.5%)	20 (30.8%)	32 (23.4%)
Withdrawal, drop-out or adherence	13 (7.9%)	16 (22.2%)	3 (4.6%)	1 (1.5%)	8 (5.8%)
<i>S - Study design</i>					
Crossover	9 (5.5%)	5 (6.9%)	2 (3.1%)	0 (0%)	7 (5.1%)
Parallel	156 (94.5%)	67 (93.1%)	63 (96.9%)	65 (100%)	130 (94.9%)

Characteristics	USA (n = 165)	UK (n = 72)	Iran (n = 65)	China (n = 65)	Australia (n=137)
<i>Transparency and reproducibility practices</i>					
Protocol register	137 (83.0%)	65 (90.3%)	64 (98.5%)	64 (98.5%)	132 (96.4%)
Conflicts of interest statement	108 (66.4%)	68 (94.4%)	64 (98.5%)	63 (96.9%)	130 (94.9%)
Funding statement	161 (97.6%)	71 (98.6%)	62 (95.4%)	62 (95.4%)	130 (94.9%)
Mention of SPIRIT	23 (13.9%)	22 (30.6%)	36 (55.4%)	23 (35.4%)	34 (24.8%)
Mention of TIDieR	1 (0.6%)	6 (8.3%)	0 (0%)	0 (0%)	3 (2.2%)
Mention of CONSORT	35 (21.2%)	20 (27.8%)	13 (20.0%)	15 (23.1%)	56 (40.9%)

Supplementary Table 4. Absolute and relative frequency of each component of the PICOS acronyms and other information related to transparency for nutrition or diet-related RCT protocols **focusing on** patients with cancer and cardiovascular disease

	Cancer (n = 76)		Cardiovascular disease (n = 90)	
	n	%	n	%
Population categories				
Infant	0	0	1	1.1
Children	2	2.6	1	1.1
Adolescent	2	2.6	2	2.2
Adult	6	7.9	7	7.8
Adult and Elderly	61	80.3	73	81.1
Elderly	1	1.3	7	7.8
Pregnant	0	0	1	1.1
Postmenopausal women	0	0	1	1.1
Families	3	3.9	1	1.1
Mother and infant	0	0	0	0
Intervention type				
Isolated	48	63.2	67	74.4
Combined with exercise	16	21.1	5	5.6
Combined with drug	3	3.9	1	1.1

Combined with other medical care	0	0	0	0
Part of lifestyle modification	8	10.5	7	7.8
Part of health program	1	1.3	10	11.1
Intervention categories				
Food	3	3.9	12	13.3
Diet or dietary pattern	22	28.9	19	21.1
Supplementation	25	32.9	33	36.7
Complete formulae	11	14.5	2	2.2
Nutrition Education	15	19.7	24	26.7
Breastfeeding	0	0	0	0
Other	0	0	0	0
Comparator categories				
Placebo	20	26.3	34	37.8
Other Intervention	21	27.6	29	32.2
Usual care	32	42.1	23	25.6
No control	3	3.9	4	4.4
Primary outcomes categories (the three most frequent)				
Clinical status	11	14.5	39	43.3
Nutritional Status	15	19.7	7	7.8
Frequency or severity of disease	19	25.0	22	24.4
Study design				

Crossover	1	1.3	5	5.6
Parallel	75	98.7	85	94.4
Other information - disclosure of conflicts of interest				
No reporting	7	9.2	12	13.3
Reporting of conflicts of interest	11	14.5	13	14.4
Reporting of none conflicts of interest	58	76.3	65	72.2
Other information - disclosure of funding				
No reporting	1	1.3	2	2.2
Reporting of funding	67	88.2	87	96.7
Reporting of none funding	8	10.5	1	1.1
Other information - registry of protocol				
Yes	69	90.8	88	97.8
No	7	9.2	2	2.2