



# 1 The Effect of Postnatal Care on the Postpartum Contraceptive Use in 2 Ethiopia: A Systematic Review and Meta-analysis

3 Tesfalem Tilahun Yemane<sup>1\*</sup>, Mengestu Mera<sup>1, ¶, #b</sup>, Abebe Kassa<sup>1, &, #a</sup>, Nigusie Tadesse<sup>1, &, #a</sup>

4

5 <sup>1</sup>Department of Nursing, College of Health Science, Dessie, Ethiopia.

6 <sup>#a</sup>Current Address: Department of Nursing, College of Health Science, Dessie, Ethiopia

7 <sup>#b</sup>Current Address: Department of Health Service Management, Public Health, Wollo

8 University, Dessie, Ethiopia.

9 \*Corresponding author: Tesfalem Tilahun Yemane.

10 E-mail: [tesfalemtilahun1@gmail.com](mailto:tesfalemtilahun1@gmail.com) (TTY)

## 11 Abstract

12 **Background:** Postpartum contraceptive use is an essential aspect of maternal and child health.

13 The use of contraception after childbirth is a critical step in ensuring healthy spacing between

14 births, reducing maternal and infant mortality. However, it is often observed that the use of

15 postpartum contraception is low. In this context, postnatal care (PNC) visits are an important

16 opportunity to promote postpartum contraceptive use. Therefore, the aim of this review is to

17 examine the effect of postnatal visits on the utilization of postpartum contraceptive use.

18 **Methods:** We conducted a systematic review and meta-analysis of published and unpublished

19 studies. Pub Med, HINARI, Science direct, Cochrane Library, ETH Library and Google

20 Scholar were used to search all articles. For data analysis, STATA 14 software was used.

21 **Results:** This systematic review research that has not been certified by peer review and should not be used to guide clinical practice. Funnel plots and Egger's test were used to examine the risk of publication bias. Heterogeneity



22 was checked by using Cochran's-Q test and  $I^2$  test. Random effect model was computed to  
23 estimate the pooled prevalence.

24 **Results:** The finding of the present systematic review and meta-analysis indicated that having  
25 postnatal care visits increase the utilization of postpartum modern contraceptive [pooled effect  
26 size 2.92 (95% CI, 2.21, 3.881)]. Postnatal care can provide critical information and support to  
27 women during the postpartum period, including information about family planning and  
28 contraceptive options.

29 **Conclusion:** The utilization of postpartum contraception is a critical aspect of maternal and  
30 child health. Postnatal care visits provide an opportunity to promote postpartum contraceptive  
31 use. During these visits, healthcare providers can provide information on the available  
32 contraceptive methods, counsel women on the benefits and risks of each method, and assist in  
33 the selection of a suitable method.

34 **PROSPERO Registration Number:** CRD42020156574

35 **Key words:** Postpartum contraceptive, postpartum family planning, postnatal care, systematic  
36 review, Meta-analysis, Ethiopia.

## 37 **Introduction**

38 Postpartum contraceptive means the prevention of unintended and closely spaced pregnancies  
39 during the first 12 months following childbirth [1]. The use of contraception after childbirth is  
40 a critical step in ensuring healthy spacing between births, reducing maternal and infant  
41 mortality, and promoting family planning [2, 3]. In Ethiopia, the World Health Organization  
42 (WHO) and Ethiopian family planning program recommend an interval of at least 2 years [4,  
43 5] and women recommend receiving postpartum family planning counseling during antenatal,  
44 immediate postpartum, and postnatal services [5, 6]. Postnatal care (PNC) presents an  
45 opportune moment when women should be counseled on family planning. Contraceptive

46 method options should be discussed and provided during postnatal care [1, 6]. Short birth  
47 intervals increase the risk for the health of both the mother and the child, such as the risk of  
48 preterm birth, low birth weight and small for gestational age, increased chances of chronic  
49 undernourishment, stunted growth, and child mortality [4, 7]. Using family planning during  
50 the postpartum period may help women to space births by at least 24 months, and this fact can  
51 also help to reduce maternal and child mortality by 30% and 10 % respectively [8].

52 Maternal health remains a major global concern since pregnancy and childbirth are the leading  
53 causes of morbidity, mortality, and disability among women of the reproductive age group [9].  
54 Integrating PFP into MNCH programs and services contributes to the reduction of high-risk  
55 pregnancies, reduced unmet need for Family planning, and improvements in the health and  
56 survival of mothers and children [10].

57 Globally, more than 9 out of 10 women want to avoid their pregnancy at least for the next 24  
58 months after childbirth [11]. According to DHS data from 21 low and middle-income  
59 countries between 2005 and 2012, sixty-one percent (61%) of postpartum women had an  
60 unmet need for family planning [2, 12]. Studies done in five low-income countries showed  
61 that postpartum modern contraceptive use and unmet need varied widely. Half of women  
62 have an unmet need for family planning services among all women who wants to delay the  
63 next pregnancy [13].

64 Despite global and national efforts, the uptake of postpartum contraceptives in Ethiopia is still  
65 low and the unmet need is high; in 2016, it was estimated that 26% of postpartum women  
66 were using family planning in the first year of the postpartum period [6, 14]. Since the uptake  
67 of PFP was low, PNC services were a significant variable, it creates windows of opportunity  
68 to provide family planning counseling and it leads to offering women modern contraceptive  
69 methods [6, 15-17].



70 Postnatal care visits are a crucial opportunity to promote postpartum contraceptive use [6, 15,  
71 18]. However, the effectiveness of postnatal visits in promoting postpartum contraceptive use  
72 is not well understood. Therefore, the aim of this systematic review and meta-analysis is to  
73 analyze and summarize the effect of postnatal care services on the uptake of postpartum  
74 family planning in Ethiopia. This evidence will help the government of Ethiopia and other  
75 stakeholders who work in family planning.

## 76 **Materials and Methods**

### 77 **Study Design and Protocol Registration**

78 A systematic review and meta-analysis were conducted to quantify the pooled effect of PNC  
79 on postpartum contraceptive use. To report this systematic review and meta-analysis, an  
80 updated Preferred Reporting Items for Systematic Review and Meta-Analysis (PRISMA) 2020  
81 statement was adapted [19]. The protocol has been registered on the International Prospective  
82 Register of Systematic Reviews, the University of York Center for Reviews and  
83 Dissemination. Available from: [https://www.crd.york.ac.uk/prospero/display\\_record.php?](https://www.crd.york.ac.uk/prospero/display_record.php?RegistrationID=CRD42020156574)  
84 (Registration ID number =CRD42020156574).

### 85 **Search strategies**

86 PubMed, HINARI, Science Direct, Cochrane Library electronic databases, Google Search and  
87 Google Scholar were systematically searched. Medical subject heading (MeSH), keywords,  
88 and gloss were used to identify the components of PICO. Boolean operators ("OR", "AND"  
89 and "NOT") were used to combine different search terms. The following keywords were used  
90 in the title search: "Postpartum family planning" OR "Postpartum contraceptive" AND  
91 Prevalence OR Epidemiology OR utilization OR use AND determinants OR déterminante OR  
92 "Factors associated" OR predictors OR postnatal OR 'postnatal care'. This systematic review  
93 and meta-analysis used the PICO (Population, Intervention, Comparison, and Outcomes)



94 framework to identify the eligible articles. The study Population (P) were reproductive age  
95 (15-49 years) group women in their first 12 months after delivery, the Intervention (I) was  
96 PNC follow-up, the Comparison (C) group were women who did not have PNC follow-up,  
97 and the Outcomes (O) of this study were the utilization of postpartum contraceptive within 12  
98 months after delivery.

## 99 **Criteria for eligibility**

### 100 **Inclusion criteria**

101 All studies reported in the English language, published and unpublished studies, and articles  
102 that revealed the association between postnatal care visits and postpartum contraceptive was  
103 included in this review. Studies conducted in Ethiopia and published between January 30/  
104 2013 and January 30/2023 were included.

### 105 **Exclusion Criteria**

106 Studies that did not report the PNC visit status as well as their outcomes were excluded. In  
107 addition, articles that were not fully accessed after at least two email contacts of the primary  
108 author or failed to contact their primary authors were excluded.

### 109 **Study selection**

110 All searched articles for the review were imported to EndNote X7 and duplicated studies were  
111 excluded. All studies were initially examined for inclusion based on information contained in  
112 the titles alone and abstracts, and then a full-text review was performed by two independent  
113 reviewers (TTY and AK). Potentially eligible articles were identified by two independent  
114 reviewers (TTY and AK). Disagreements between the reviewers (TTY and AK) were solved

115 by discussion & additional reviewer (NT). The PRISMA flow diagrams were used to  
116 summarize the overall selection process of the article [19].

## 117 **Quality assessment of the studies**

118 Three reviewers (TTY, NT, and MM) independently assessed the quality of the included  
119 studies. A modified version of the Newcastle-Ottawa Scales was used to evaluate the quality  
120 of the studies [20]. The studies were divided into three categories: (0–4) low quality, (5–7)  
121 medium quality, and (8–10) high quality [21]. Those studies with medium (satisfying 50%)  
122 and high quality were included for analysis.

## 123 **Data extraction**

124 All data were extracted by two independent reviewers (TTY and MM). The discrepancies  
125 were solved through discussion & involving the third reviewer (AK). From each included  
126 article, the name of the author/s, publication year, study area & region, study setting, study  
127 design, sample size, and adjusted odds ratio with confidence interval were extracted. The  
128 extracted data were entered into a Microsoft Excel spreadsheet before being exported to the  
129 STATA 14 software.

## 130 **Data analysis, heterogeneity, and Publication bias**

131 STATA Version 14 (software) was used to calculate the pooled effect size with 95%  
132 confidence intervals (95% CI). Statistical heterogeneity was checked by using the Cochran's-  
133 Q test and the  $I^2$  test. The  $I^2$  statistics of below 25% are low heterogeneity, 25–50% is  
134 moderate heterogeneity, 51–75% is substantial heterogeneity, and above 75% is considerable  
135 heterogeneity [22]. A p-value <0.05 was used to declare heterogeneity. Visual inspection of  
136 the funnel plots, Egger's weighted regression, and Begg's rank correlation tests were used to  
137 examine the possible risk of publication bias. Forest plots and Odds Ratios with their 95% CI

138 were used to present the pooled effect sizes. We use a random effects model was used to  
139 estimate the pooled effect due to the presence of heterogeneity. Subgroup analysis was  
140 conducted by region, publication year, study setting, and sample size.

## 141 **Results and Discussion**

### 142 **Study selection**

143 A total of 1,208 articles were searched through electronic databases and gray pieces of  
144 literature. From these, 144 articles were excluded due to duplications, while the remaining  
145 1,064 articles were reserved for further screening. Of these remaining articles, 776 and 221  
146 articles were excluded by their titles and abstracts, respectively. A total of 67 full-text articles  
147 were assessed for eligibility criteria. Finally, 10 articles with appropriate quality were included  
148 in the final systematic review and meta-analysis. Furthermore, to summarize the selection  
149 procedure the PRISMA flow diagram was used. (Fig 1)

### 150 **Characteristics of Included Studies**

151 As described in **Error! Reference source not found.**, these, 10 original articles were included  
152 in this systematic review and meta-analysis. The selected articles were published from 2016 to  
153 2022. One of them was unpublished articles [23]. All included studies are cross-sectional in  
154 nature. In this study, 6157 postpartum women were involved. The sample size of the included  
155 studies ranged from 342 [17] to 1109 [16]. Out of 10 studies, 6 studies were conducted both  
156 in urban and rural settings[15, 18, 23-26], Three in urban[27-29], and one in rural [16]  
157 settings. The mean age of postpartum women ranged from 25.4 [24] to 29.82 years[28]. The  
158 response rate of included studies ranges from 95.6% [25] to 100 % response rate[16, 27].  
159 Finally, the quality score of the included studies ranges from 7 up to 8 out of 10 points.

160 Further descriptions and characteristics of the studies included in (**Error! Reference source**  
161 **not found.**).

## 162 **Quality of the Studies**

163 The quality of the selected articles was assessed by Newcastle-Ottawa Scale modified versions  
164 [20]. Regarding the quality score of the included studies, 7 of the 10 studies had high quality  
165 (8-10 points) and the remaining 3 studies were medium level quality (5-7 points). Therefore,  
166 studies that had considerable risk were not included in this review (Table 1).

## 167 **Publication bias and Heterogeneity**

168 Publication bias was presented on traditional funnel plots. The shape of the traditional funnel  
169 plots indicates symmetrical distribution (**Error! Reference source not found.**). Moreover, to  
170 ascertain the funnel plot, Begg's and Egger's tests were conducted. Begg's and Egger's test  
171 results revealed the absence of statistically significant publication bias ( $p = 0.28$  and  $p =$   
172  $0.060$ , respectively). Statistical heterogeneity was checked by using the Cochran's-Q test and  
173 the  $I^2$  test and through visual examination of the forest plot (overlap of confidence intervals).  
174 In this analysis, moderate heterogeneity was observed across the included studies and detected  
175 by the Cochran Q test (Q test  $p < 0.001$ ) and  $I^2$  statistics ( $I^2 = 50.5\%$ ) (**Error! Reference**  
176 **source not found.**). Because of this, a random effects model was used to estimate the effect  
177 of PNC follow-up on postpartum contraceptive use. By considering publication year, study  
178 setting, and sample size; sub-group analysis was performed to identify the possible source of  
179 heterogeneity, but none of these variables were found to be statistically significant (**Error!**  
180 **Reference source not found.**).





## 181 **Meta-Analysis**

### 182 **The effect of postnatal care follow-up on the utilization of postpartum** 183 **modern contraceptive**

184 As shown in the forest plot, the results of 10 included studies indicated that the pooled effect  
185 size of postpartum modern contraceptive utilization among those mothers who had postnatal  
186 care visits was 2.92 (95% CI, 2.21, 3.88) compared to those mothers without having PNC  
187 visits in the random effects model (**Error! Reference source not found.**). The finding of this  
188 systematic review and meta-analysis revealed that having postnatal care visits increase the  
189 utilization of postpartum modern contraceptive.

## 190 **Subgroup analysis**

191 To decrease sizeable heterogeneity, subgroup analysis was performed based on the regions  
192 where the studies were conducted, the sample size of the studies, the study setting, and the  
193 year of publication. Based on subgroup analysis, the effect of postnatal care follow-up on  
194 utilization in the Tigray region was 2.08, 95% CI (1.46, 2.97), Southern Nation and  
195 Nationalities 2.14, 95% CI (1.48, 3.08) and Oromia was 3.46, 95% CI (2.03, 5.89) (**Error!**  
196 **Reference source not found.**). With regard to sample size, the higher the sample size the  
197 more precise the effect size.

## 198 **Discussion**

199 The findings of this systematic review and meta-analysis revealed that PNC follow-up has a  
200 significant effect on the utilization of postpartum contraceptives. The current meta-analysis  
201 reported that having postnatal care services were positively associated [2.92 (95% CI, 2.21,  
202 3.88)] with the use of contraceptive during the postpartum period. This suggests that women

203 who receive postnatal care are almost three times more likely to use contraceptives after  
204 giving birth compared to those who do not receive postnatal care.

205 This finding is consistent with USAID findings from 17 Countries, a systematic review and  
206 meta-analysis conducted in low- and middle-income countries, and low-income countries of  
207 SSA [30-32]. Those findings suggest that the utilization of contraceptives among postpartum  
208 women will increase substantially if more women use postnatal care.

209 The possible explanation for this finding is that women might get the opportunity for  
210 contraceptive counseling and the benefits of birth spacing from health professionals during  
211 PNC follow-up. In addition, PNC provides an important opportunity for healthcare providers  
212 to deliver appropriate contraceptive methods.

213 The techniques for testing the publication bias of included studies were considered. It was  
214 examined by performing Egger's correlation and Begg's regression intercept tests at a 5%  
215 significant level. The results of Begg's and Egger's tests indicated that there was no  
216 statistically significant publication bias across the included studies as evidenced by  $p = 0.28$   
217 and  $p = 0.06$  in Begg's and Egger's tests respectively. In this meta-analysis, to identify the  
218 possible sources of heterogeneity, subgroup analysis was performed based on the regions and  
219 sample size. However, the result of the subgroup analysis indicated that the source of  
220 moderate heterogeneity was not because of the study regions and sample size.

## 221 **Limitations of the Study**

222 Only English articles were considered to conduct this review. In addition, the majority of  
223 studies were obtained from Oromia, Tigray & SNNP regions. Therefore, the results may not  
224 be strongly representative of the other regions due to the small number of studies included.



## 225 **Conclusions**

226 In conclusion, this systematic review and meta-analysis revealed that the pooled effect of  
227 postnatal care on postpartum contraceptive use in Ethiopia was found to be significant, with  
228 women who receive postnatal care being almost three times more likely to use contraceptives  
229 after giving birth compared to those who do not receive postnatal care. Integrating family  
230 planning counseling & service in all MCH units could be an effective strategy to increase  
231 postpartum contraceptive utilization. Therefore, maximizing postnatal care visits helps to  
232 improve the utilization of postpartum contraceptives, as well as for the better outcome of  
233 maternal and child health. Thus, having postnatal care visits is strongly recommended.

## 234 **Data Availability**

235 Data will be available upon reasonable request to the corresponding author.

## 236 **Conflict of Interest**

237 The authors declared that we have no competing interests regarding the publication of this  
238 paper.

## 239 **Funding Statement**

240 No funding was obtained for this work.

## 241 **Acknowledgments**

242 Not applicable

## 243 **Authors' contributions**

244 All authors have contributed to this study. TTY contributed to the conception of research  
245 protocol, protocol preparation and registration, study design, literature review, data extraction,



246 data analysis, interpretation, and drafting of the manuscript. NT participated in literature  
247 review, data extraction, and quality assessment. AK participated in literature review, data  
248 extraction, and quality assessment. MM participated in literature review, data extraction, and  
249 quality assessment. All authors read and approved the final manuscript.

## 250 References

- 251  
252 1. WHO, *Programming strategies for postpartum family planning*. 2013. Geneva, Switzerland: WHO  
253 Available at: [https://www.who.int/reproductivehealth/publications/family\\_planning/ppfp\\_strategies/en/](https://www.who.int/reproductivehealth/publications/family_planning/ppfp_strategies/en/)  
254 Date accessed 2019 Nov 9 2014.
- 255 2. Gaffield, M.E., S. Egan, and M. Temmerman, *It's about time: WHO and partners release programming*  
256 *strategies for postpartum family planning*. Global Health: Science and Practice, 2014. **2**(1): p. 4-9  
257 Available at: <https://www.ncbi.nlm.nih.gov/pmc/articles/PMC4168603/> Date accessed 2019 Nov 9.
- 258 3. World Health Organization (WHO), D.o.R.H.a.R., *Contraception, Evidence brief human reproduction*  
259 *programme research for impact*, 2019.
- 260 4. DaVanzo, J., et al., *Effects of interpregnancy interval and outcome of the preceding pregnancy on*  
261 *pregnancy outcomes in Matlab, Bangladesh*. BJOG, 2007. **114**(9): p. 1079-87 Available at:  
262 <https://www.ncbi.nlm.nih.gov/pmc/articles/PMC2366022/> accessed 2019 Sep 25.
- 263 5. WHO, *Report of a WHO technical consultation on birth spacing*. Geneva: WHO; 2005 Available at:  
264 [https://www.who.int/maternal\\_child\\_adolescent/documents/birth\\_spacing05/en/](https://www.who.int/maternal_child_adolescent/documents/birth_spacing05/en/) Date accessed 2019  
265 Nov 10. 2018.
- 266 6. Linnea A. Zimmerman, Y.Y., Mahari Yihdego, Solomon Abrha, Solomon Shiferaw, Assefa Seme and  
267 and S. Ahmed, *Effect of integrating maternal health services and family planning services on*  
268 *postpartum family planning behavior in Ethiopia: results from a longitudinal survey*. BMC Public  
269 Health, 2019. **19**:1448.
- 270 7. Winfrey, W. and K. Rakesh, *Use of family planning in the postpartum period*. : ICF International, 2014.  
271 Available at: <http://dhsprogram.com/pubs/pdf/CR36/CR36.pdf>. Date accessed 2019 Nov 10.
- 272 8. Hounton, S., et al., *Patterns and trends of postpartum family planning in Ethiopia, Malawi, and Nigeria:*  
273 *evidence of missed opportunities for integration*. Glob Health Action, 2015. **8**: p. 29738 Available at:  
274 <https://www.ncbi.nlm.nih.gov/pmc/articles/PMC4642460/> Date accessed 2019 Nov 9.
- 275 9. Kassebaum, N.J., et al., *Global, regional, and national levels and causes of maternal mortality during*  
276 *1990–2013: a systematic analysis for the Global Burden of Disease Study 2013*. The Lancet, 2014.  
277 **384**(9947): p. 980-1004 Available at: <https://pubmed.ncbi.nlm.nih.gov/24797575/> Date accessed 2019  
278 Sep 16.
- 279 10. WHO, *Statement for collective action for postpartum family planning*. Geneva: World Health  
280 Organization, 2013 Available at:  
281 <https://www.mchip.net/sites/default/files/PPFP%20Statement%20for%20Action.pdf> Date accessed 2019  
282 Nov 9.
- 283 11. Welsh, A., *Best practice in postpartum family planning*. Royal College of Obstetricians and  
284 Gynaecologists, 27 Sussex Place, Regent's Park, London NW1 4RG, 2015: p. 1-8.
- 285 12. Moore, Z., et al., *Missed opportunities for family planning: an analysis of pregnancy risk and*  
286 *contraceptive method use among postpartum women in 21 low-and middle-income countries*.  
287 Contraception, 2015. **92**(1): p. 31-39.
- 288 13. Pasha, O., et al., *Postpartum contraceptive use and unmet need for family planning in five low-income*  
289 *countries*. Reproductive health, 2015. **12**(2): p. S11.
- 290 14. Mossie MY, P.A., Yusuf Y et al., *Counseling at all contacts for postpartum contraceptive use: can*  
291 *paper-based tools help community health workers improve continuity of care? A qualitative study from*  
292 *Ethiopia [version 2; peer review: 2 approved, 1 approved with reservations]* Gates Open Research  
293 2021, 3:1652 2021.
- 294 15. Abraha, T.H., A.S. Teferra, and A.A. Gelagay, *Postpartum modern contraceptive use in northern*  
295 *Ethiopia: prevalence and associated factors - methodological issue in this cross-sectional study*.  
296 Epidemiol Health, 2017. **39**: p. e2017019r.

- 297 16. Abraha, T.H., et al., *Predictors of postpartum contraceptive use in rural Tigray region, northern*  
298 *Ethiopia: a multilevel analysis*. BMC Public Health, 2018. **18**(1): p. 1-10.
- 299 17. Belete G. , G.A., and Gela G. , *Utilization and associated factors of modern contraceptives during*  
300 *postpartum period among women who gave birth in the last 12 months in injibara town Awi Zone,*  
301 *North-West Ethiopia* 2019.
- 302 18. Teka, T.T., Tesfaye Regassa Feyissa, Alemu Sufa Melka and Firew Tekle Bobo, *Role of antenatal and*  
303 *postnatal care in contraceptive use during postpartum period in western Ethiopia: a cross sectional*  
304 *study*. BMC Research Notes, 2018. **11**:581.
- 305 19. Page MJ, M.J., Bossuyt PM, Boutron I, Hoffmann TC, Mulrow CD, et al., *The PRISMA 2020 statement:*  
306 *An updated guideline for reporting systematic reviews*. . PLoS Med 2021. **18**(3): (e1003583. ).
- 307 20. Lo, C.K.-L., D. Mertz, and M. Loeb, *Newcastle-Ottawa Scale: comparing reviewers' to authors'*  
308 *assessments*. BMC medical research methodology, 2014. **14**(1): p. 45 Available at:  
309 <https://pubmed.ncbi.nlm.nih.gov/24690082/> Date accessed 2019 Nov 11.
- 310 21. Stang, A., *Critical evaluation of the Newcastle-Ottawa scale for the assessment of the quality of*  
311 *nonrandomized studies in meta-analyses*. European journal of epidemiology, 2010. **25**(9): p. 603-605  
312 Available at: <https://pubmed.ncbi.nlm.nih.gov/20652370/> Date accessed 2019 Nov 11.
- 313 22. DerSimonian, R. and N. Laird, *Meta-analysis in clinical trials*. Controlled clinical trials, 1986. **7**(3): p.  
314 177-188 Available at: <https://pubmed.ncbi.nlm.nih.gov/3802833/> Date accessed 2019 Nov 11.
- 315 23. Getachew, M., *Assessment of postpartum contraceptive adoption and associated factors in Butajira*  
316 *Health and Demographic Surveillance Site (HDSS), in Southern Ethiopia*. 2015 Available at:  
317 <http://etd.aau.edu.et/handle/123456789/11952> Date accessed 2019 Oct 8, Addis Abeba Universty.
- 318 24. Dona, A., et al., *Timely initiation of postpartum contraceptive utilization and associated factors among*  
319 *women of child bearing age in Aroressa District, Southern Ethiopia: a community based cross-sectional*  
320 *study*. BMC Public Health, 2018. **18**(1): p. 1100.
- 321 25. Jaleta, D.N.Y., Hedeja Yenus .Tamirat, Koku Sisay *Timely initiation of postpartum contraceptive and*  
322 *associated factors among women of extended postpartum period in Pawe district, northwest Ethiopia*.  
323 *Internal Medicine*, 2019.
- 324 26. Seifu B, Y.D., Daba W., *Knowledge, Utilization and Associated Factors of Postpartum Family Planning*  
325 *Among Women Who Had Delivered a Baby in the Past Year in Oromia Regional State, Ethiopia*.  
326 Dovepress, Open Access Journal of Contraception, 2022. **11** 167–176.
- 327 27. Mihretie NG. , A.S.D.A., Gebrehana H. , Getie A. ,Getnet B. , Degu A. , *Postpartum Modern*  
328 *Contraceptive Utilization and Associated Factors Among Women Who Gave Birth in the Last 12 Months*  
329 *in Addis Zemen, South Gondar, Ethiopia: Community-Based Cross-Sectional Study*. International  
330 *Journal of Women's Health*, Dovepress, 2022. **12** 1241–1251.
- 331 28. Yimam A. , F.G., Kalayu M., Anbesu EW., *Contraceptive Use and Its Associated Factors among*  
332 *Women Who Gave Birth within 12 Months in Dubti Town, Pastoral Community, of Afar Region*  
333 *Northeast, Ethiopia*. Journal of Pregnancy Volume 2021, Article ID 6617189, 8 pages, 2021.
- 334 29. Asires, H.A., S. Negash, and Y. Getiye, *Assessment of Contraceptive Need and Practice of Women in*  
335 *the Extended Postpartum Period in Addis Ababa, Ethiopia [8G]*. *Obstetrics & Gynecology*, 2018. **131**:  
336 p. 76-77S.
- 337 30. Borda M. , W.W., *Postpartum Fertility and Contraception: An Analysis of Findings from 17 Countries*.  
338 United States Agency for International Development (USAID), 2010.
- 339 31. Rubee Dev , P.K., Molly Feder, Jennifer A. Unger, Nancy F. Woods and Alison L. Drake, *A systematic*  
340 *review and meta-analysis of postpartum contraceptive use among women in low- and middle-income*  
341 *countries*. *Reproductive Health*, 2019. **16**: p. 154.
- 342 32. Yemane, T.T., et al., *Postpartum Family Planning Use and Its Determinants among Women of the*  
343 *Reproductive Age Group in Low-Income Countries of Sub-Saharan Africa: A Systematic Review and*  
344 *Meta-Analysis*. *International Journal of Reproductive Medicine*, 2021. **2021**: p. 5580490.

345

346

347



## 348 **Supporting information**

349 S1 Fig 1: Description of schematic presentation of the PRISMA 2020 flow diagram to select  
350 and include studies, 2023.

351 S2 Fig 2: Funnel plot of the 10 included studies of the effect of PNC on utilization of  
352 postpartum contraceptives in Ethiopia, 2023.

353 S2 Fig 3: Forest plot of 10 included studies, which reveal the effect of PNC on utilization of  
354 postpartum contraceptive in Ethiopia, 2023.

355 S1 Table 1: Descriptive summary of 10 included studies in the systematic review and meta-  
356 analysis of the effect of postnatal care on postpartum family planning use among women of  
357 the reproductive age group in Ethiopia, 2023.

358 S2 Table 2: Subgroup analysis for the effect of postnatal care on postpartum family planning  
359 use among women of the reproductive age (15-49 years) group in their first 12 months after  
360 delivery in Ethiopia, 2023 (n = 10).

361 S1 File: PRISMA 2020 Checklist

362

363

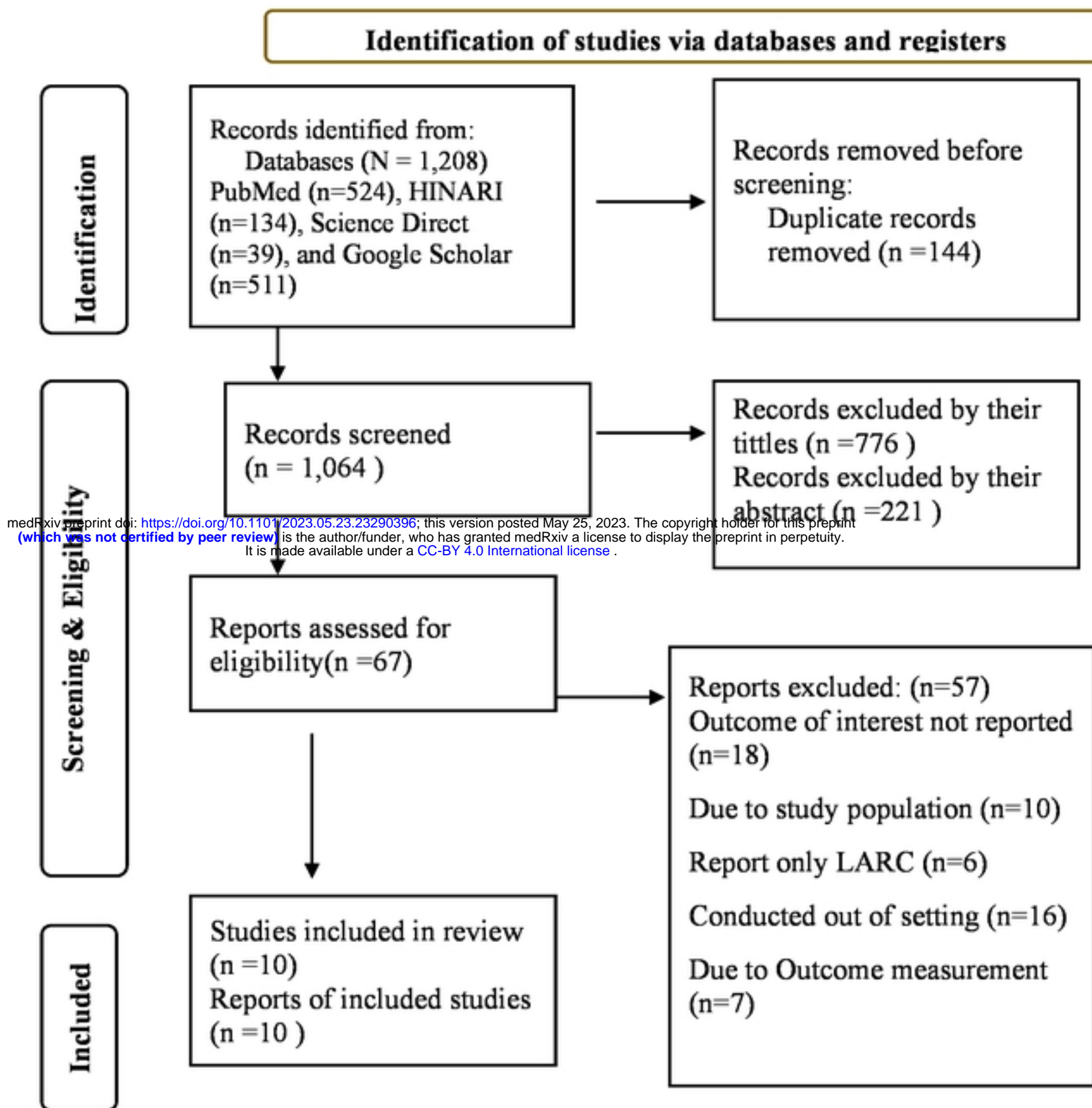


Figure 1. Description of schematic presentation of the PRISMA flow diagram to select and include studies, 2023.

From: Page MJ, McKenzie JE, Bossuyt PM, Boutron I, Hoffmann TC, Mulrow CD, et al. The PRISMA 2020 statement: an updated guideline for reporting systematic reviews. For more information, visit: <http://www.prisma-statement.org/>

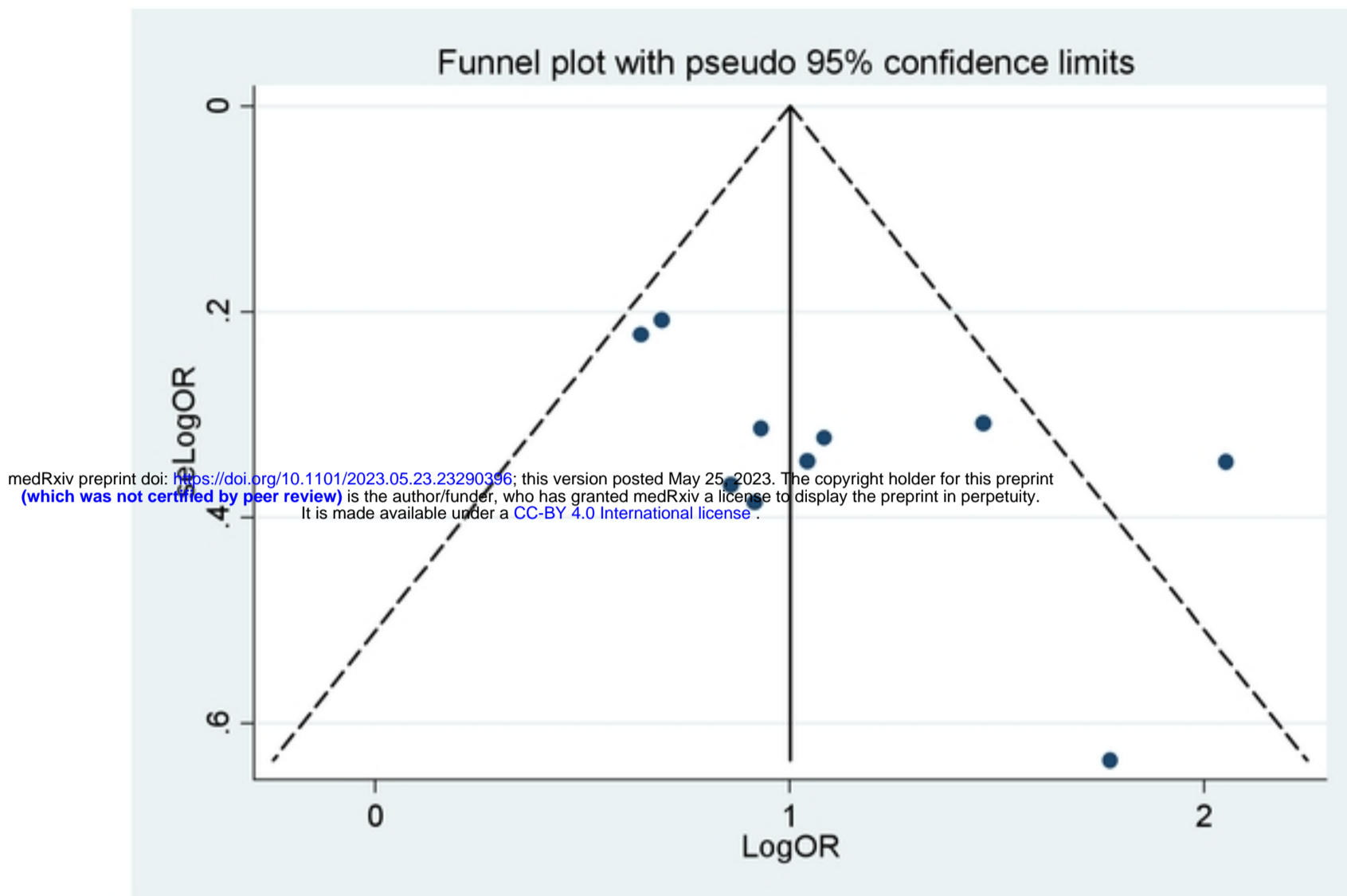


Figure 2: Funnel plot of the 10 included studies of the effect of PNC on utilization of postpartum contraceptives in Ethiopia, 2023.

The vertical line indicates the effect size whereas the diagonal line indicates the precision of individual studies with a 95% confidence interval.



medRxiv preprint doi: <https://doi.org/10.1101/2023.05.23.23290396>; this version posted May 25, 2023. The copyright holder for this preprint (which was not certified by peer review) is the author/funder, who has granted medRxiv a license to display the preprint in perpetuity. It is made available under a [CC-BY 4.0 International license](https://creativecommons.org/licenses/by/4.0/).

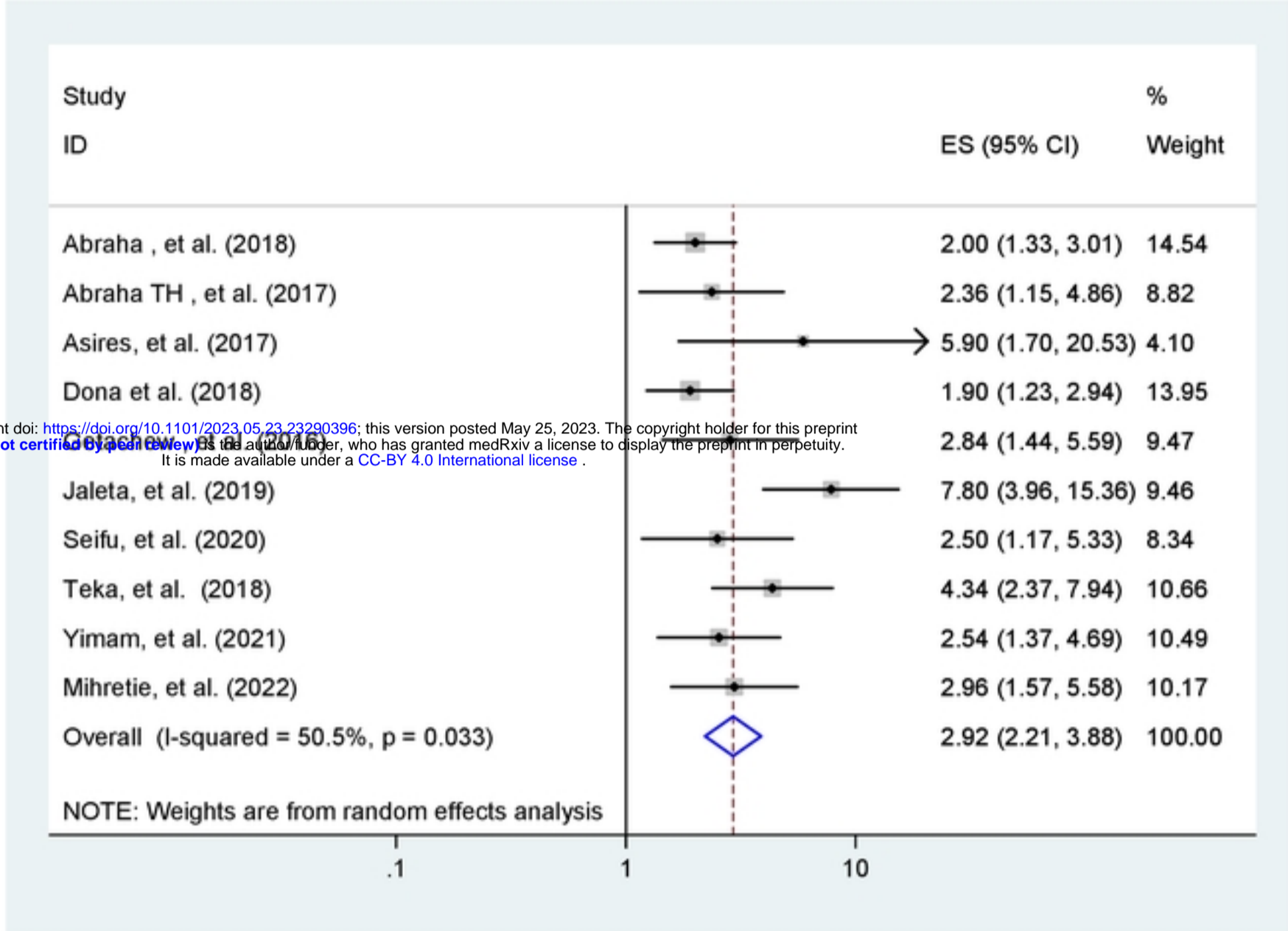


Figure 3: Forest plot of 10 included studies, which reveal the effect of PNC on utilization of postpartum contraceptive in Ethiopia, 2023.