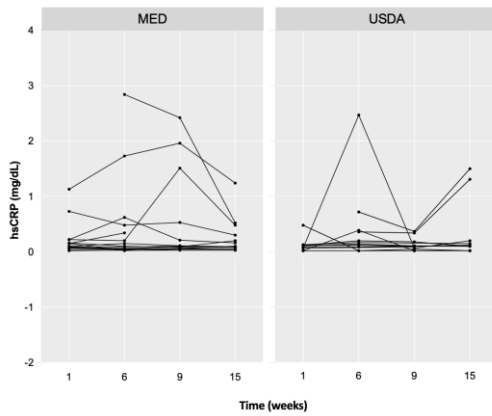
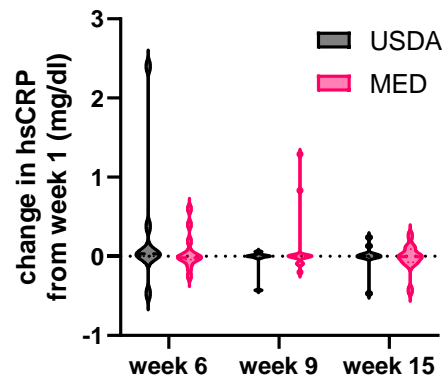
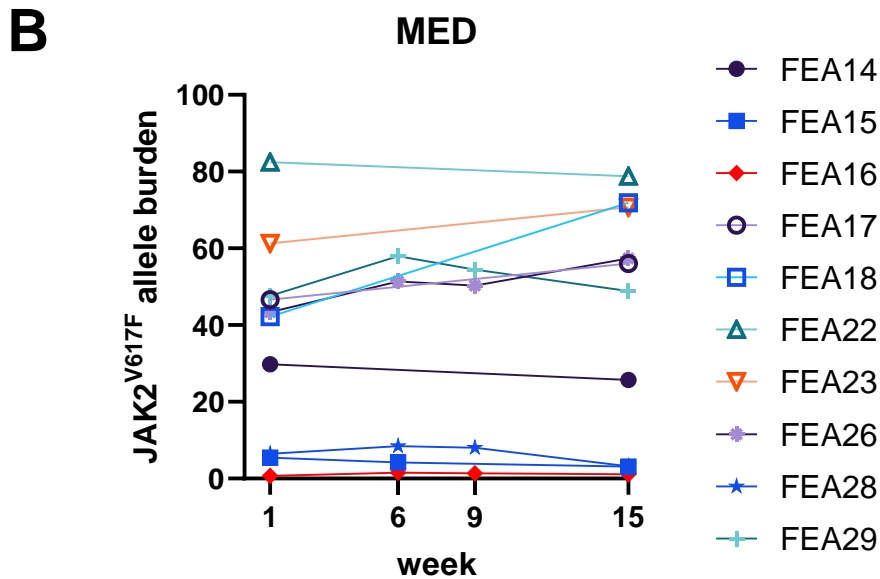
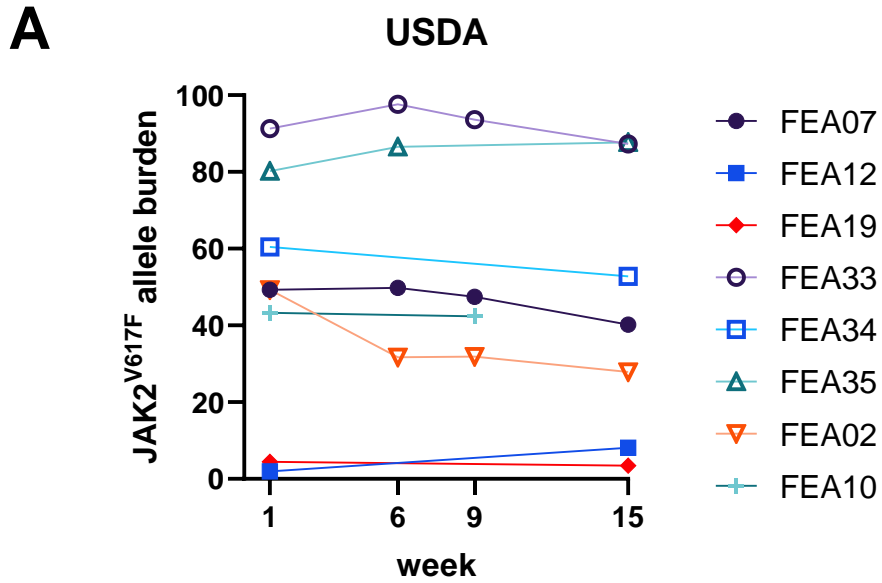


**Supplemental Figure 1.** Complete blood count (CBC) data from participants. CBC's were collected at weeks 1, 6, 9, and 15 from participants to monitor for changes in blood counts.

**A****B**

**Supplemental Figure 2. Changes in hsCRP during the study. A)** Spaghetti plot demonstrating raw hsCRP values for each participant during the course of the study, **B)** Violin plot depicting change in hsCRP at weeks 6, 9, and 15 using week 1 as baseline.

**Supplemental Figure 3. Changes in  $JAK2^{V617F}$  allele burden over time.** Whole blood from (A) USDA and (B) MED diet groups was subjected to digital PCR to quantify  $JAK2^{V617F}$  allele burden.



## Supplemental Table 1 – Inclusion and Exclusion Criteria

### Inclusion Criteria

- Age > 18 with a diagnosis of a Philadelphia negative Myeloproliferative Neoplasm including Essential Thrombocythemia (ET), Polycythemia Vera (PV), or myelofibrosis (MF)
- Any type of MPN directed therapy is allowed
- EGOG performance status of <2
- Life expectancy > 20 weeks
- Has an email address and can access the internet
- Able to read and understand English

### Exclusion Criteria

- Pregnant or planning to become pregnant over the course of the study
- Weight loss of more than 10 pounds or 10% of the total body weight over the last 6 months
- History of allergic reactions attributed to nuts or olive oil

**Supplemental Table 2.** Longitudinal Complete Metabolic Panel Results for study cohort

	Diet Group	Week	Na	K	Cl	CO2	Glu	BUN	Cr	GFR	Ca	Pro	Alb	AP	AST	ALT	Bili
FEA02	USDA	1	137	4	102	27	95	11	1	>60	9.5	7.7	4.7	48	21	14	1.6
		6	137	3.9	104	24	102	16	1.1	>60	9.5	7.7	4.6	54	23	18	1.3
		9	139	4	104	27	91	12	1	>60	9.3	7.6	4.5	56	22	16	1.1
		15	137	3.6	103	27	93	15	1.2	60	9.5	7.6	4.8	55	30	24	1.5
FEA03	USDA	1	139	4.2	104	26	97	17	0.8	>60	9.6	6.9	4.4	52	19	11	0.3
		6	139	4.5	103	27	97	20	0.8	>60	9.4	7	4.3	60	18	13	0.3
		9	139	4.4	104	27	99	21	0.7	>60	9.6	6.8	4.4	52	17	14	0.3
		15	139	4.3	105	27	91	24	0.7	>60	9.8	6.8	4.5	55	17	12	0.3
FEA05	USDA	1	137	4.2	104	25	101	19	1	56	9.9	6.9	4	54	57	26	2.6
		6	135	4	103	25	106	12	0.8	>60	9.1	7.3	3.3	48	41	19	2.1
		9	137	3.8	104	27	101	10	0.8	>60	9.3	7.4	3.4	51	51	23	2.3
		15	133	4.2	102	25	88	8	0.6	>60	8.9	6.9	3.4	50	47	24	2.2
FEA07	USDA	1	136	3.8	102	26	94	13	0.6	>60	9	7.5	3.9	140	37	50	0.6
		6	138	4.1	105	27	81	14	0.7	>60	9.4	7.4	4.1	98	28	37	0.5
		9	135	4	101	29	70	19	0.7	>60	9.8	7.5	4.2	100	36	54	0.6
		15	136	4.1	102	31	74	13	0.7	>60	10.1	8.1	4.5	106	30	33	0.6
FEA09	USDA	1	138	3.9	104	28	123	14	0.8	>60	9.5	7.4	4.4	75	28	29	0.5
		6	137	4.2	100	30	146	20	0.9	>60	9.8	7.6	4.6	79	36	30	0.6
		9	138	4.2	104	26	145	24	0.9	>60	9.9	7.5	4.5	72	30	24	0.6
		15	139	3.9	102	29	139	16	0.9	>60	9.7	7.4	4.6	71	25	17	0.7
FEA10	USDA	1	137	4.3	102	30	86	14	1	>60	9.7	7	4.3	54	17	12	1
		6	140	4.6	106	28	88	17	0.9	>60	9.8	7	4.7	64	18	14	0.6
		9	138	4.8	104	27	72	17	0.9	>60	10	7.2	4.5	58	24	16	1
		15	135	4.1	102	28	64	14	0.8	>60	9.5	6.7	4.6	46	23	21	0.5
FEA12	USDA	1	136	4.6	105	25	95	23	1.2	59	9.2	7.8	4.6	31	19	17	0.7
		6	137	4.5	104	22	104	29	1.4	49	9.6	8.2	4.4	59	23	34	0.8
		9	138	4.7	107	23	110	19	1.3	54	9.1	7.6	4.2	35	21	17	0.8
		15	136	4.7	107	23	97	27	1.2	59	9.4	7.8	4.4	41	22	19	0.8

FEA19	USDA	1	138	4.1	104	25	82	16	0.8	>60	9.8	7.3	4.4	61	21	20	0.4
		6	140	4	106	28	96	9	0.8	>60	9.4	7.1	4.3	62	20	18	0.5
		9	139	3.6	107	27	87	15	0.8	>60	9.4	7.2	4.4	62	22	19	0.6
		15															
FEA31	USDA	1	126	3.5	95	27	74	12	0.5	>60	9.1	6.9	4.4	56	21	16	0.4
		6	128	4.8	96	27	88	13	0.54	98	9	6.5	4.1	66	16	12	0.4
		9	128	4.6	97	27	110	15	0.62	93	8.8	6	4	59	18	14	0.4
		15	128	4.8	95	25	113	16	0.57	96	9.3	6.6	4.3	62	15	13	0.3
FEA32	USDA	1	137	4	102	27	80	11	0.7	>60	9.9	7.1	4.5	71	19	11	0.7
		6															
		9															
		15															
FEA33	USDA	1	138	4	102	28	74	11	0.7	>60	9.7	7.9	4.8	109	21	14	0.7
		6	137	4.2	102	29	74	8	0.6	>60	9.6	7.6	4.7	103	22	17	0.7
		9	138	4	103	28	99	10	0.6	>60	9.3	7.3	4.4	89	19	16	0.6
		15	137	4.3	102	30	86	12	0.7	>60	9.3	7.5	4.4	77	21	15	0.7
FEA34	USDA	1	135	3.7	103	25	73	12	0.8	>60	9.2	6.6	4.3	58	29	15	1.1
		6	139	3.9	106	26	99	13	0.8	>60	9.1	6.9	4.3	75	57	78	0.9
		9	137	4	107	25	80	12	0.8	>60	8.9	6.3	4.2	73	69	86	1.1
		15	136	4.4	105	26	107	16	0.9	>60	8.9	6.5	4.3	72	86	106	0.9
FEA35	USDA	1	140	4	102	33	63	12	0.4	>60	9.9	7.6	4.7	141	27	23	0.9
		6	139	4.5	101	31	103	11	0.5	>60	9.9	7.8	4.7	147	31	28	0.9
		9	140	4.2	103	30	93	11	0.4	>60	9.4	7	4.3	125	28	25	0.7
		15	136	4.2	100	30	112	14	0.4	>60	9.4	7.1	4.4	132	28	26	0.8
FEA14	MED	1	137	4.3	102	26	9	74	10	0.5	>60	10	7.9	4.2	56	20	15
		6	136	4	101	28	7	82	11	0.5	>60	9.9	8	4.5	51	19	14
		9	137	3.9	104	28	5	93	11	0.5	>60	9.8	7.9	4.4	54	20	14
		15	141	4	105	30	6	74	12	0.5	>60	9.8	8.1	4.4	61	19	15
FEA15	MED	1	139	3.9	103	28	8	87	15	0.9	>60	9.9	7.2	4.3	91	19	13
		6	137	3.9	101	29	7	78	17	0.9	>60	9.3	7.1	4.2	97	20	12

		9	137	3.7	101	27	9	56	17	0.9	>60	9.6	7.2	4.2	102	22	15
		15	140	3.7	102	28	10	69	21	0.9	>60	9.4	7.4	4.2	94	20	12
FEA16	MED	1	140	3.9	103	31	6	86	15	0.6	>60	9.9	6.7	4	74	16	14
		6	139	3.8	103	31	5	92	20	0.6	>60	9.8	6.9	4.3	65	16	13
		9	140	4.1	103	30	7	87	21	0.6	>60	9.6	6.6	4	80	16	15
		15	141	4	104	30	7	75	14	0.5	>60	9.1	6.3	4	90	24	33
FEA17	MED	1	140	4.1	105	28	7	81	14	1	57	9.8	7.2	4.2	75	22	21
		6	140	4.3	102	29	9	93	19	0.9	>60	10	7.3	4.3	83	21	18
		9	142	3.9	103	30	9	61	14	1	57	9.7	7	4.3	84	22	19
		15	139	4.1	101	29	9	68	18	1	57	10.1	7.6	4.5	96	27	27
FEA18	MED	1	136	4.5	104	26	6	100	14	1	>60	9.3	7.1	4.3	108	18	14
		6	137	4.3	105	24	8	86	14	0.9	>60	9.4	7.1	4	106	15	10
		9	138	5	103	26	9	104	15	1	>60	9	7.1	4.1	122	20	12
		15	139	3.9	100	27	12	37	19	1	>60	9.6	7.3	4.4	119	16	10
FEA20	MED	1	140	5	104	32	4	99	14	1	>60	10.1	7	4.7	75	22	25
		6	139	4.9	104	31	4	90	15	1.1	>60	9.5	6.5	4.2	61	24	21
		9	140	4.8	105	30	5	109	16	1	>60	9.8	6.6	4.4	60	24	23
		15	134	4.1	101	27	6	95	12	1	>60	9.6	6.7	4.3	71	25	25
FEA21	MED	1	139	4.6	105	27	7	91	8	0.6	>60	9.3	7.1	4.3	39	20	16
		6															
		9															
		15	136	3.7	101	28	7	83	15	0.7	>60	10.7	7.8	4.7	38	43	44
FEA22	MED	1	141	4.8	111	25	5	106	21	0.7	>60	9.3	6.4	4.3	61	13	9
		6	144	5.4	109	25	10	86	17	0.8	>60	9.6	6.9	4.6	65	14	9
		9	143	5.1	110	26	7	91	26	0.8	>60	9.9	6.9	4.7	61	12	6
		15	140	5.3	110	26	4	97	22	0.9	>60	9.9	6.8	4.6	60	15	10
FEA23	MED	1	140	3.5	102	32	6	77	19	0.8	>60	9.8	7.4	4.7	90	37	34
		6	141	3.2	103	30	8	76	23	0.8	>60	9.6	7.2	4.9	84	36	32
		9	140	3.7	104	31	5	85	15	0.7	>60	9.5	6.8	4.7	90	55	59
		15	140	4.1	101	32	7	76	20	0.8	>60	10.2	7.3	4.9	81	38	32





**Supplemental Table 3.** Longitudinal Lipid Panels for Study Cohort

	Week	Diet Group	Tot Chol	TG	HDL	LDL	VLDL	Non-HDL
FEA02	1	USDA	227	159	53	142	32	174
	6		227	120	57	146	24	170
	9		227	156	51	145	31	176
	15		258	122	57	177	24	201
FEA03	1	USDA	186	200	41	105	40	145
	6		222	159	47	143	32	175
	9		208	169	48	126	34	160
	15		209	126	49	135	25	160
FEA05	1	USDA	168	109	47	108	10	
	6		123	131	21	76	26	102
	9		113	120	20	69	23	93
	15		119	126	18	76	25	101
FEA07	1	USDA	164	135	42	95	27	122
	6		161	94	48	94	19	113
	9		176	95	55	102	19	121
	15		177	104	49	107	21	128
FEA09	1	USDA						
	6		161	84	57	87	17	104
	9		172	120	48	100	24	124
	15		135	97	44	72	19	91
FEA10	1	USDA	92	58	38	42	12	54
	6		88	51	45	33	10	43
	9		97	36	47	43	7	50
	15		84	54	44	29	11	40
FEA12	1	USDA						
	6		76	60	23	41	12	53
	9		83	78	35	32	16	48
	15		69	62	27	30	12	42
FEA19	1	USDA	314	183	62	215	37	252
	6		245	155	48	166	31	197
	9		272	112	56	194	22	216
	15							
FEA31	1	USDA	185	59	58	115	12	127
	6							
	9							
	15							
FEA32	1	USDA	281	112	69	190	22	212
	6							
	9							

	15							
FEA33	1	USDA	218	353	59	88	71	159
	6		200	125	56	119	25	144
	9		204	220	58	102	44	146
	15		196	169	66	96	34	130
FEA34	1	USDA	117	157	51	35	31	66
	6		105	81	44	45	16	61
	9		110	88	50	42	18	60
	15		105	89	48	39	18	57
FEA35	1	USDA	138	381	26	36	76	112
	6		145	160	33	80	32	112
	9							
	15		130	167	31	66	33	99
FEA14	1	MED	158	85	48	93	17	110
	6		188	92	57	113	18	131
	9		158	139	50	80	28	108
	15		163	125	53	85	25	110
FEA15	1	MED	233	80	64	153	16	169
	6		196	87	52	127	17	144
	9		214	174	57	122	35	157
	15		240	83	61	162	17	179
FEA16	1	MED	172	84	55	100	17	117
	6		173	130	48	99	26	25
	9		150	148	42	78	30	108
	15		139	191	39	62	38	100
FEA17	1	MED	216	82	44	156	16	172
	6		235	139	45	162	28	190
	9		200	116	46	131	23	154
	15		224	120	46	154	24	178
FEA18	1	MED	96	88	33	45	18	63
	6		102	96	31	52	19	71
	9		105	156	24	50	31	81
	15		123	175	32	56	35	91
FEA20	1	MED	168	150	39	99	30	129
	6		150	178	40	74	36	110
	9		153	172	41	78	34	112
	15		149	126	39	85	25	110
FEA21	1	MED	120	25	68	47	5	52
	6							
	9							
	15		141	23	75	61	5	66
FEA22	1	MED	125	141	27	70	28	98

	6		125	111	28	75	22	97
	9		124	80	26	82	16	98
	15		130	111	28	80	22	102
FEA23	1	MED	251	74	94	142	15	157
	6		214	79	84	114	16	130
	9		206	71	83	109	14	123
	15		223	96	97	107	19	126
FEA24	1	MED	217	107	77	119	21	40
	6		207	98	66	121	20	141
	9		209	71	65	130	14	144
	15		205	110	60	123	22	145
FEA25	1	MED	211	141	69	114	28	142
	6		199	120	66	109	24	133
	9		202	101	63	119	20	139
	15		203	97	62	122	19	141
FEA26	1	MED	142	78	43	83	16	99
	6		139	132	37	76	26	102
	9		148	129	42	80	26	106
	15		129	73	43	71	15	86
FEA28	1	MED	204	104	49	134	21	155
	6		194	96	47	128	19	147
	9		201	205	45	115	41	156
	15		204	127	50	129	25	154
FEA29	1	MED	178	207	43	94	41	135
	6		163	233	42	74	47	121
	9		189	200	42	107	40	147
	15		170	242	41	81	48	129
FEA30	1	MED	150	154	49	70	31	101
	6		137	177	54	48	35	83
	9							
	15							