

SUPPLEMENTARY MATERIAL

Supplemental Table 1 – Search strategy

PubMed:

(((((("nirmatrelvir and ritonavir drug combination"[Supplementary Concept]) OR ("PF-07321332, ritonavir"[Title/Abstract])) OR ("nirmatrelvir, ritonavir"[Title/Abstract])) OR (Paxlovid[Title/Abstract])) OR (PF-07321332, ritonavir[Title/Abstract])) OR (nirmatrelvir, ritonavir drug combination[Title/Abstract])) AND ((("Observational Studies as Topic"[Mesh] OR "Observational Study" [Publication Type] OR "Cohort Studies"[Mesh] OR "Longitudinal Studies"[Mesh] OR "Follow-up Studies"[Mesh] OR "Prospective Studies"[Mesh] OR "Retrospective Studies"[Mesh] OR "Case-Control Studies"[Mesh] OR "Cross-Sectional Studies"[Mesh] OR "Follow-up studies"[Mesh]) OR ("Observational Study"[Title/Abstract] OR "Observational Studies"[Title/Abstract] OR Cohort*[Title/Abstract] OR "Longitudinal study"[Title/Abstract] OR "Longitudinal Studies"[Title/Abstract] OR "Retrospective study"[Title/Abstract] OR "Retrospective studies"[Title/Abstract] OR "Prospective study"[Title/Abstract] OR "Prospective studies"[Title/Abstract] OR "Follow-up study"[Title/Abstract] OR "Follow-up studies"[Title/Abstract] OR "Case-Control Study"[Title/Abstract] OR "Case-Control Studies"[Title/Abstract] OR "Case-Comparison Studies" [Title/Abstract] OR "Case-Comparison Study"[Title/Abstract] OR Cross-sectional[Title/Abstract] OR "Transversal study" [Title/Abstract]))

EMBASE:

('coronavirus disease 2019'/exp OR 'coronavirus disease 2019') AND ('nirmatrelvir plus ritonavir' OR paxlovid OR 'nirmatrelvir') AND ('observational studies as topic' OR 'cohort studies' OR 'cross-sectional studies' OR 'observational study' OR 'observational studies' OR cohort OR 'longitudinal study' OR 'longitudinal studies' OR 'retrospective study' OR 'retrospective studies' OR 'prospective study' OR 'prospective studies' OR 'follow-up study' OR 'follow-up studies' OR 'case-control study' OR 'case-control studies' OR 'case-comparison studies' OR 'case-comparison study' OR 'cross sectional' OR 'transversal study')

The Cochrane Library (reviews only):

- #1 MeSH descriptor: [COVID-19] explode all trees
- #2 "PF-07321332, ritonavir"
- #3 "nirmatrelvir, ritonavir"
- #4 Paxlovid
- #5 nirmatrelvir
- #6 "PF 07321332"
- #7 #2 OR #3 OR #4 OR #5 OR #6
- #8 #1 AND #7

Supplemental Table 2 – PRISMA checklist

Section and Topic	Item #	Checklist item	Location where item is reported
TITLE			
Title	1	Effectiveness of Nirmatrelvir-Ritonavir for the treatment of patients with mild to moderate COVID-19 and at high risk of hospitalization: Systematic reviews and meta-analyses of observational studies	Page 1
ABSTRACT			
Abstract	2	See the PRISMA 2020 for Abstracts checklist.	Page 2
INTRODUCTION			
Rationale	3	Describe the rationale for the review in the context of existing knowledge.	Page 3-5
Objectives	4	Provide an explicit statement of the objective(s) or question(s) the review addresses.	Page 6
METHODS			
Eligibility criteria	5	Specify the inclusion and exclusion criteria for the review and how studies were grouped for the syntheses.	Page 6-7
Information sources	6	Specify all databases, registers, websites, organizations, reference lists and other sources searched or consulted to identify studies. Specify the date when each source was last searched or consulted.	Page 6
Search strategy	7	Present the full search strategies for all databases, registers and websites, including any filters and limits used.	Supplementary Material
Selection process	8	Specify the methods used to decide whether a study met the inclusion criteria of the review, including how many reviewers screened each record and each report retrieved, whether they worked independently, and if applicable, details of automation tools used in the process.	Page 6-7
Data collection process	9	Specify the methods used to collect data from reports, including how many reviewers collected data from each report, whether they worked independently, any processes for obtaining or confirming data from study investigators, and if applicable, details of automation tools used in the process.	Page 6-8
Data items	10a	List and define all outcomes for which data were sought. Specify whether all results that were compatible with each outcome domain in each study were sought (e.g. for all measures, time points, analyses), and if not, the methods used to decide which results to collect.	Page 6-8
	10b	List and define all other variables for which data were sought (e.g. participant and intervention characteristics, funding sources). Describe any assumptions made about any missing or unclear information.	Page 7-8
Study risk of bias assessment	11	Specify the methods used to assess risk of bias in the included studies, including details of the tool(s) used, how many reviewers assessed each study and whether they worked independently, and if applicable, details of automation tools used in the process.	Page 7
Effect measures	12	Specify for each outcome the effect measure(s) (e.g. risk ratio, mean difference) used in the synthesis or presentation of results.	Page 7-8
Synthesis methods	13a	Describe the processes used to decide which studies were eligible for each synthesis (e.g. tabulating the study intervention characteristics and comparing against the planned groups for each synthesis (item #5)).	Page 7-8
	13b	Describe any methods required to prepare the data for presentation or synthesis, such as handling of missing summary statistics, or data conversions.	Page 7
	13c	Describe any methods used to tabulate or visually display results of individual studies and syntheses.	Page 7
	13d	Describe any methods used to synthesize results and provide a rationale for the choice(s). If meta-analysis was performed, describe the model(s),	Page 7-8

Section and Topic	Item #	Checklist item	Location where item is reported
		method(s) to identify the presence and extent of statistical heterogeneity, and software package(s) used.	
	13e	Describe any methods used to explore possible causes of heterogeneity among study results (e.g. subgroup analysis, meta-regression).	Page 7-8
	13f	Describe any sensitivity analyses conducted to assess robustness of the synthesized results.	Page 7-8
Reporting bias assessment	14	Describe any methods used to assess risk of bias due to missing results in a synthesis (arising from reporting biases).	Page 7
Certainty assessment	15	Describe any methods used to assess certainty (or confidence) in the body of evidence for an outcome.	Page 7
RESULTS			
Study selection	16a	Describe the results of the search and selection process, from the number of records identified in the search to the number of studies included in the review, ideally using a flow diagram.	Page 8
	16b	Cite studies that might appear to meet the inclusion criteria, but which were excluded, and explain why they were excluded.	N/A
Study characteristics	17	Cite each included study and present its characteristics.	Page 8-12
Risk of bias in studies	18	Present assessments of risk of bias for each included study.	Page 15 Supplementary Material
Results of individual studies	19	For all outcomes, present, for each study: (a) summary statistics for each group (where appropriate) and (b) an effect estimate and its precision (e.g. confidence/credible interval), ideally using structured tables or plots.	Page 16 Supplementary Material
Results of syntheses	20a	For each synthesis, briefly summarise the characteristics and risk of bias among contributing studies.	Page 17-20
	20b	Present results of all statistical syntheses conducted. If meta-analysis was done, present for each the summary estimate and its precision (e.g. confidence/credible interval) and measures of statistical heterogeneity. If comparing groups, describe the direction of the effect.	Page 17-20
	20c	Present results of all investigations of possible causes of heterogeneity among study results.	Page 17-20 Supplementary Material
	20d	Present results of all sensitivity analyses conducted to assess the robustness of the synthesized results.	Page 17-20 Supplementary Material
Reporting biases	21	Present assessments of risk of bias due to missing results (arising from reporting biases) for each synthesis assessed.	Page 15
Certainty of evidence	22	Present assessments of certainty (or confidence) in the body of evidence for each outcome assessed.	Page 21-22
DISCUSSION			
Discussion	23a	Provide a general interpretation of the results in the context of other evidence.	Page 23-24
	23b	Discuss any limitations of the evidence included in the review.	Page 23-25
	23c	Discuss any limitations of the review processes used.	Page 25-26
	23d	Discuss implications of the results for practice, policy, and future research.	27
OTHER INFORMATION			
Registration and	24a	Provide registration information for the review, including register name	N/A

Section and Topic	Item #	Checklist item	Location where item is reported
protocol		and registration number, or state that the review was not registered.	
	24b	Indicate where the review protocol can be accessed, or state that a protocol was not prepared.	N/A
	24c	Describe and explain any amendments to information provided at registration or in the protocol.	N/A
Support	25	Describe sources of financial or non-financial support for the review, and the role of the funders or sponsors in the review.	Page 28
Competing interests	26	Declare any competing interests of review authors.	Page 28
Availability of data, code and other materials	27	Report which of the following are publicly available and where they can be found: template data collection forms; data extracted from included studies; data used for all analyses; analytic code; any other materials used in the review.	N/A

From: Page MJ, McKenzie JE, Bossuyt PM, Boutron I, Hoffmann TC, Mulrow CD, et al. The PRISMA 2020 statement: an updated guideline for reporting systematic reviews. *BMJ* 2021;372:n71. doi: 10.1136/bmj.n71

Supplemental Table 3: Risk of bias of the included studies - ROBINS-I tool results for non-randomized studies

Studies	Domains							Overall bias
	Confusion	Selection	Classification	Deviations	Missing data	Measurement	Selection of the reported result	
Outcome: Mortality								
Wai, 2022	Moderate	Low	Low	Moderate	Moderate	Low	Low	Moderate
Dryden-Peterson, 2022	Low	Low	Low	Low	Moderate	Low	Low	Moderate
Wong, 2022	Low	Low	Low	Low	Low	Low	Low	Low
Ganatra, 2022	Low	Low	Low	Low	Low	Low	Low	Low
Aggarwal, 2022	Low	Low	Serious	Low	Moderate	Low	Low	Serious
Najjar-Debbiny, 2022	Low	Moderate	Low	Low	Low	Low	Low	Moderate
Bajema, 2022	Low	Low	Low	Low	Moderate	Low	Low	Moderate
Patel, 2022	Serious	Low	Low	Low	Moderate	Low	Low	Serious
Schwartz, 2023	Low	Low	Low	Low	Moderate	Moderate	Low	Moderate
Hedvat, 2022	Low	Moderate	Low	Low	Moderate	Moderate	Low	Moderate
Arbel, 2022	Low	Low	Low	Low	Low	Low	Low	Low
Qian, 2022	Low	Low	Low	Low	Moderate	Moderate	Low	Moderate
Yip, 2022	Low	Low	Low	Low	Low	Low	Low	Low
Outcome: Hospitalization								
Wai, 2022	Moderate	Low	Low	Moderate	Moderate	Serious	Low	Serious
Dryden-Peterson, 2022	Low	Low	Low	Low	Moderate	Serious	Low	Serious
Wong, 2022	Low	Low	Low	Low	Low	Serious	Low	Serious
Ganatra, 2022	Low	Low	Low	Low	Low	Serious	Low	Serious
Aggarwal, 2023	Low	Low	Serious	Low	Serious	Serious	Low	Serious
Zhou, 2022	Low	Serious	Low	Low	Low	Critical	Low	Critical
Patel, 2022	Serious	Low	Low	Low	Moderate	Serious	Low	Serious
Arbel, 2022	Low	Low	Low	Low	Low	Serious	Low	Serious
Yip, 2022	Low	Low	Low	Low	Low	Moderate	Low	Moderate
Lewnard, 2022	Low	Low	Low	Low	Low	Serious	Low	Serious
Shan, 2022	Low	Low	Low	Low	Moderate	Moderate	Low	Moderate

Supplemental Table 4 - Results of effectiveness of the studies included in the review.

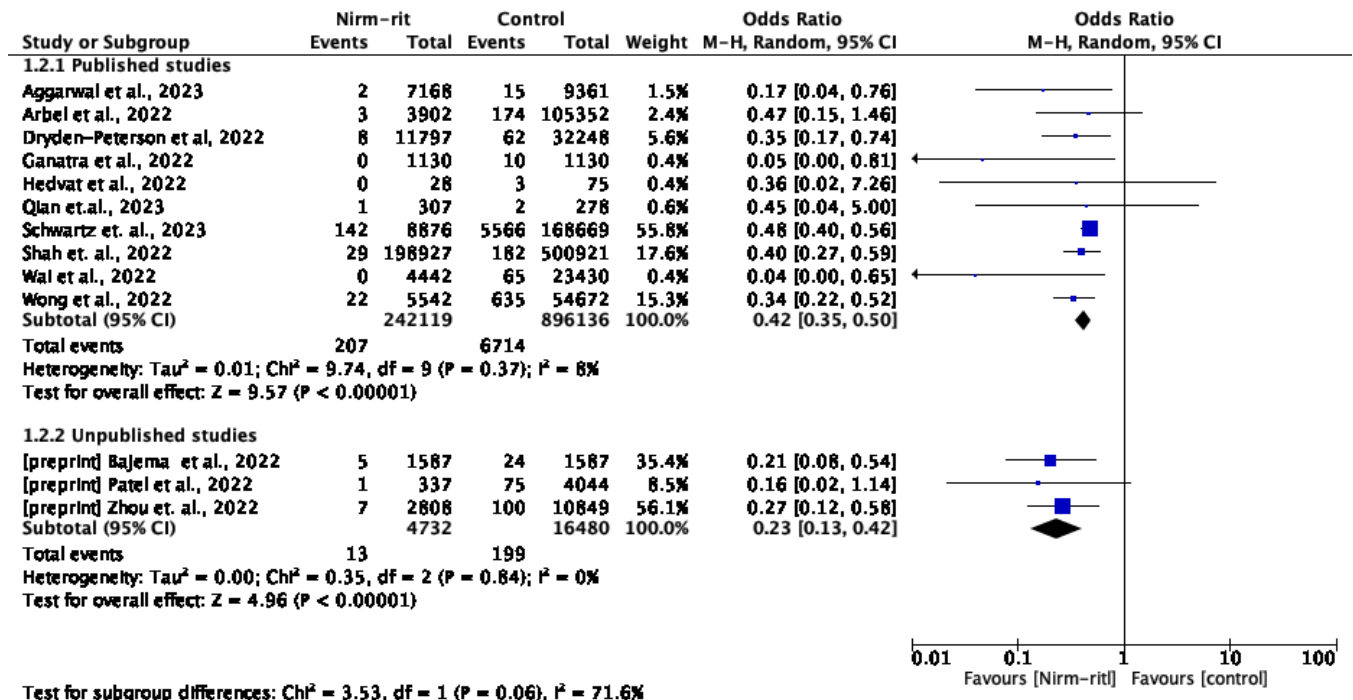
Studies	Time-point	Alternative	Patients with event (N)	Total of patients (N)	% with event	Risk (95%CI)	p-value
Mortality							
Ganatra et al., 2022 ^a	30 days	Nirmatrelvir-ritonavir	0	1,130	0	RD: -0,009 (-0,014 a -0,003)	0.002
		No antiviral treatment	10	1,130	0.88		
Wai et al., 2022	30 days	Nirmatrelvir-ritonavir	0	4442	0	NR	NR
		No antiviral treatment	65	23,430	0.03		
Dryden-Peterson et al, 2022 ^{a,e}	28 days	Nirmatrelvir-ritonavir	8	11,797	0.07	aRR: 0.29 (0.12 a 0.71)	NR
		No antiviral treatment	62	32,248	0.19		
Hedvat et al., 2022	30 days	Nirmatrelvir-ritonavir	0	28	0	NR	NR
		No antiviral treatment	3	75	0.04	NR	
Wong et al., 2022 ^a	28 days	Nirmatrelvir-ritonavir	22	5,542	0.16	HR: 0.34 (0.22 a 0.52)	< 0,0001
		No antiviral treatment	635	54,672	0.68		
Arbel et al., 2022	35 days	Nirmatrelvir-ritonavir	3	3,902	0.08	NR	NR
		No antiviral treatment	174	105,352	0.2		
Bajema et al., 2022 ^a	30 días 31–180 days	Nirmatrelvir-ritonavir	5	1,587	0.32	RR: 0.21 (0.09-0.52)	NR
		No antiviral treatment	24	1,587	1.51		
Patel et al., 2022	28 days	Nirmatrelvir-ritonavir	1	337	0.3	NR	NR
		No antiviral treatment	75	4,044	1.85		
Zhou et al., 2022 ^a	30 days	Nirmatrelvir-ritonavir	7	2,808	0.25	0.16 (0.11, 0.22)	NR
		No antiviral treatment	100	10,849	0.92		
Schwartz et. al., 2022 ^{a,d}	30 days	Nirmatrelvir-ritonavir	142	8,876	1.6	OR: 0.49 (0.40 - 0.60)	
		No antiviral treatment	5,566	168,669	3.3		
Aggarwal et al., 2023 ^a	28 days	Nirmatrelvir-ritonavir	2	7,168	0.03	aOR: 0.15 (0.03-0.50)	0.001
		No antiviral treatment	15	9,361	0.2		
Shah et al., 2022 ^c	30 days	Nirmatrelvir-ritonavir	29	198,927	0.01	NR	NR
		No antiviral treatment	182	500,921	0.04		
Qian et al., 2022	30 days	Nirmatrelvir-ritonavir	1	307	0.3	NR	NR
		No antiviral treatment	2	278	0.7		
Hospitalization							
Ganatra et al., 2022	30 days	Nirmatrelvir-ritonavir	10	1,130	0.88	0.43 (0.2-0.9)	0.02
		No antiviral treatment	23	1,130	2.04		
Yip et al., 2022 ^a	30 days	Nirmatrelvir-ritonavir	177	4,921	3.6	WHR: 0.79 (0.65–0.95)	0.011
		No antiviral treatment	214	4,758	4.5		

Dryden-Peterson et al, 2022 ^{a,e}	14 days	Nirmatrelvir-ritonavir	61	11,797	0.52	aRR: 0.60 (0.44 a 0.81)	NR
		No antiviral treatment	248	32,248	0.77		
Wai et al., 2022	30 days	Nirmatrelvir-ritonavir	NI	4,442	NI	OR: 0.37 (0.23, 0.60)	<0.0001
		No antiviral treatment	NI	23,430	NI		
Wong et al., 2022 ^a	28 days	Nirmatrelvir-ritonavir	246	5,542	4.29	HR: 0.76 (0.67 a 0.86)	< 0.0001
		No antiviral treatment	3185	54,672	5.62		
Arbel et al., 2022	35 days	Nirmatrelvir-ritonavir	18	3,902	0.46	NR	NR
		No antiviral treatment	1,093	105,352	1.04		
Bajema et al., 2022 ^a	30 days	Nirmatrelvir-ritonavir	43	1,587	2.71	RR: 0.66 (0.48-0.91)	NR
		No antiviral treatment	65	1,587	4.10		
Lewnard et. al., 2022 ^a	30 days	Nirmatrelvir-ritonavir	46	7,274	0.6	NR	NR
		No antiviral treatment	641	126,152	0.5		
Patel et al., 2022	30 days	Nirmatrelvir-ritonavir	5	337	1.5	NR	NR
		No antiviral treatment	251	4044	6.2		
Aggarwal et al., 2022 ^a	28 days	Nirmatrelvir-ritonavir	61	7,168	0.9	aOR: 0.45 (0.33-0.62)	<0.001
		No antiviral treatment	135	9,361	1.4		
Zhou et al., 2022 ^a	30 days	Nirmatrelvir-ritonavir	34	2,808	1.21	HR: 0.16 (0.11, 0.22)	NR
		No antiviral treatment	752	10,849	6.94		
Shah et al., 2022	30 days	Nirmatrelvir-ritonavir	930	198,927	0.47	aHR: 0.49 (0.46-0.53)	NR
		No antiviral treatment	4,299	500,921	0.86		
Qian et al., 2022	30 days	Nirmatrelvir-ritonavir	4	307	1.3	NR	NR
		No antiviral treatment	49	278	17.6		
Composite outcome of mortality, invasive mechanical ventilation, or ICU admission							
Yip et al., 2022 ^a	30 days	Nirmatrelvir-ritonavir	20	4,921	0.4	aWHR: 0.81 (0.47–1.39)	0.448
		No antiviral treatment	24	4,758	0.5		
Composite outcome of mortality or hospitalization							
Hedvat et al., 2022	30 days	Nirmatrelvir-ritonavir	4	28	14.3	aRR: 0.21, (0.06 a 0.71)	0.009
		No antiviral treatment	25	75	33.3		
Dryden-Peterson et al, 2022	14 days and 28 days	Nirmatrelvir-ritonavir	69	11,797	0.55	aRR: 0.56, (0.42 a 0.75)	NR
		No antiviral treatment	310	32,248	0.97		
Bajema et al., 2022 ^a	30 days	Nirmatrelvir-ritonavir	45	1,587	2.84	OR: 0.53 (0.39-0.72)	NR
		No antiviral treatment	85	1,587	5.36		
Schwartz et. al., 2022 ^d	30 days	Nirmatrelvir-ritonavir	187	8,876	2.1	OR: 0.56 (0.47 – 0.67)	NR
		No antiviral treatment	6,241	168,669	3.7		
Lewnard et. al., 2022 ^a	30 days	Nirmatrelvir-ritonavir	51	7,274	0.7	Initiation of treatment < 5	<0.01 0.03

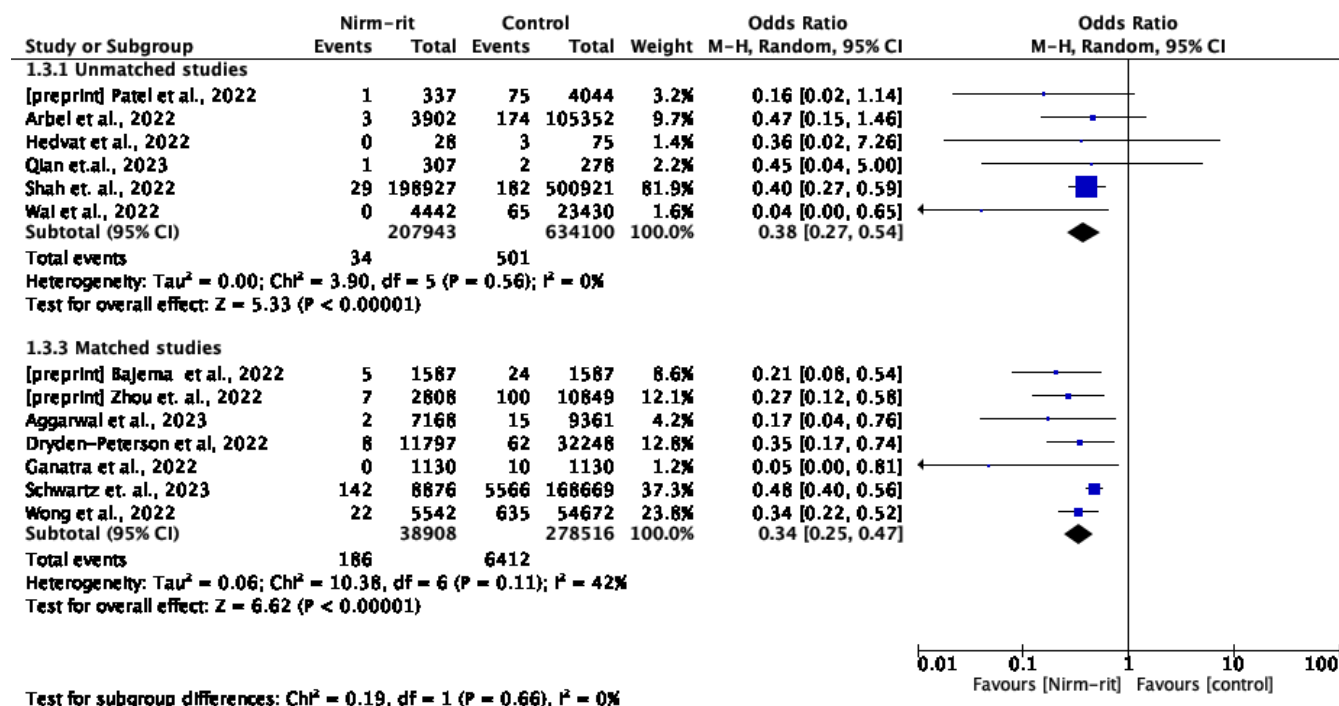
		No antiviral treatment	695	126,152	0.55	days aHR: 0.20 (0.06, 0.66) Initiation of treatment > 5 days, aHR: 0.46 (0.23, 0.93)	
Qian et al., 2022	30 days	Nirmatrelvir-ritonavir	4	307	1.3	aOR: 0.12 (0.05, 0.25)	NR
		No antiviral treatment	49	278	17.6		
Composite outcome of all-cause mortality, hospitalization, and emergency care							
Ganatra et al., 2022 ^b	30 days	Nirmatrelvir-ritonavir	89	1,130	7.87	0.50 (0.39, 0.67)	<0.001
		No antiviral treatment	163	1,130	14.4		
Najjar-Debbiny et al., 2022 ^b	28 days	Nirmatrelvir-ritonavir	39	4,737	0.82	0.54 (0.39–0.75)	<0.001
		No antiviral treatment	903	175,614	0.51		

aRR: adjusted Risk Ratio; RD: Risk difference; HR: Hazard Ratio; WHR: Weighted hazard ratio. a) Cohort matched by Propensity Score Matching (PSM) or by IPTW weighted analysis; b) Najjar-Debbiny et al., 2022, the composite outcome of disease worsening or mortality was considered in the all-cause mortality, hospitalization, and emergency care group. c) Wai et al., 2022 and Shah et al., 2022 evaluated mortality in hospitalized patients; d) Data on deaths and hospital admission within 30 days of receiving nirmatrelvir/ritonavir (n=8,876), or not (n=168,669), in weighted analysis using IPTW. e) Mortality and hospital admission data from the Dryden study -Peterson et al., 2022 were obtained by visual inspection of the cumulative incidence graph.

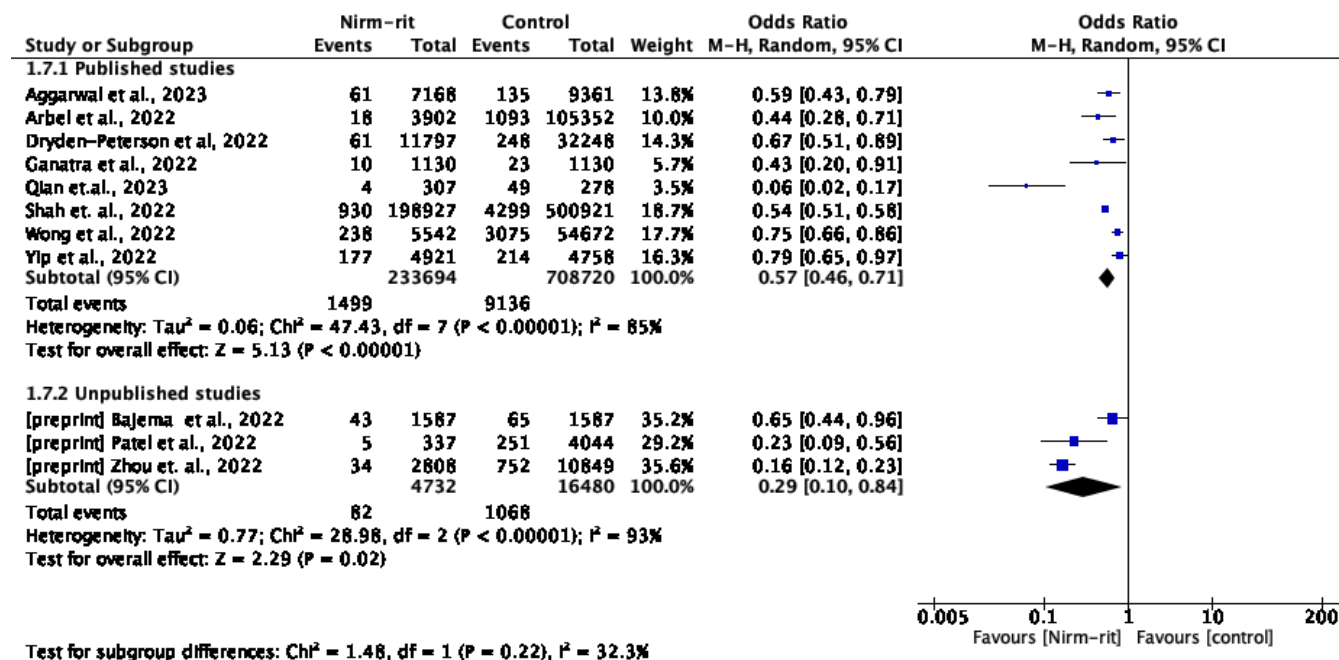
Supplemental Fig 1: Forest plot of all-cause mortality outcome within 35 days - nirmatrelvir-ritonavir versus control - subgroups - published and unpublished studies.



Supplemental Fig 2: Forest plot of all-cause mortality outcome within 35 days - nirmatrelvir-ritonavir versus control - subgroups - matched and unmatched studies.



Supplemental Fig 3: Forest plot of all-cause hospitalization outcome within 35 days - nirmatrelvir-ritonavir versus control - subgroups - published and unpublished studies.



Supplemental Fig 4: Forest plot of all-cause hospitalization outcome within 35 days - nirmatrelvir-ritonavir versus control - subgroups - matched and unmatched studies.

