

Supplementary Section 1

Data collection and results using the daily calendar

The purpose of the CATCH calendar was to track participants' daily sexual activity, condom use, and compliance to the intervention. It was designed to be user friendly while conferring some degree of privacy through the use of picture icons (**Figure 1**). The calendar interface was set up to allow participants, when logging in securely through a computer or mobile device, to update their information. To minimize recall bias, participants were asked to update information for any given day within seven days, after which they were unable to view or modify that day's information. Thus, at any time, participants were able to enter or modify information for the seven previous days, i.e. participants needed to log in at least once a week.



Supplementary Figure 1. Interface of the CATCH daily calendar

Supplementary Figure 1 Legend

Figure 1 shows an example of the daily calendar. Each icon has a mouse-over description. Using the top row as an example, the icons in sequence read:

"Press to indicate vaginal intercourse with a male partner on this day"

"Press if condoms were used during vaginal intercourse"

"Press if the CATCH gel was used before or during sexual activity"

"Press if you engaged in vaginal intercourse more than once in this day"

"Press to report adverse reactions to gel use"

"Press if the CATCH gel was used vaginally while not engaging in sexual activity" "Press if you were menstruating on this day"

"Press to cross out days that have passed" or if the day is already crossed out "Press to edit this day's information".

The icons change from grey to colored when they are pressed. Strikethrough indicates the date is in the past.

If the participant pressed an icon to report adverse events (see example for August 10, 2012), the participant could then click a box to indicate which adverse event(s) they experienced, and also specify whether the adverse event was mild, moderate, or severe.

Supplementary Table 1A. Number of entries in the daily calendar, by study arm. The number of entries corresponds to the number of days participants filled in the calendar. The total number of follow-up days was 147,888.

	Carrageenan	Placebo
Number of entries	46,902	48,425

Supplementary Table 1B. Adherence to daily calendar use, by study arm. Adherence was calculated as the number of entries made between two consecutive study visits divided by the actual number of days between a study interval, multiplied by 100.

Adherence to calendar use, n (%)	Carrageenan (Number of follow-up study visits=988)	Placebo (Number of follow-up study visits=1068)
<25	64 (6.5)	73 (6.8)
25 – 49.9	81 (8.2)	91 (8.5)
50 – 74.9	148 (15.0)	164 (15.4)
75 – 99.9	418 (42.3)	483 (45.2)
100	202 (20.5)	172 (16.1)
No entries in interval	75 (7.6)	85 (8.0)

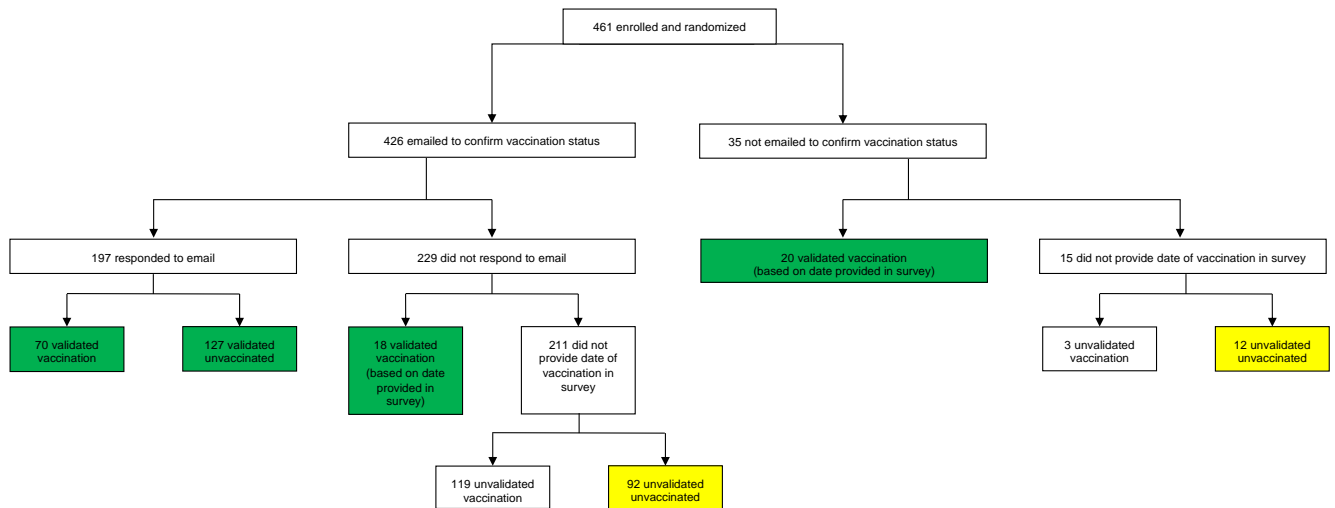
Supplementary Table 1C. Adherence to gel use, by study arm. Adherence was calculated as the number of gel usages before/after vaginal intercourse divided by the number of vaginal intercourses within the study interval, multiplied by 100.

Adherence to gel use, n (%)	Carrageenan (Number of follow-up study visits=988)	Placebo (Number of follow-up study visits=1068)
0	141 (14.3)	165 (15.5)
>0 – 24.9	43 (4.4)	57 (5.3)
25 – 49.9	88 (8.9)	83 (7.8)
50 – 74.9	112 (11.3)	145 (13.6)
75 – 99.9	103 (10.4)	90 (8.4)
100	187 (18.9)	214 (20.0)
No intercourse in interval	242 (24.5)	231 (21.6)
No entries in interval	72 (7.3)	83 (7.8)

Supplementary Section 2

Validation of HPV vaccination status

At the time of interim analysis, participants were emailed to confirm their HPV vaccination status. However, this procedure was later discontinued – starting September 25, 2019 – as the baseline and follow-up surveys were amended to include more detailed questions about HPV vaccination status, including the number of doses, brand name of the vaccine, and date of the first vaccination dose. There could be detection bias, as we did not email participants who reported not being vaccinated to verify their HPV vaccination status.



Supplementary Figure 2. Flowchart of participants through different methods of verifying HPV vaccination status

Supplementary Figure 2 Legend

Of the 426 participants emailed to confirm their vaccination status, 46.2% (197/426) responded to the email. Of the 229 who did not respond, 18 had provided the date of vaccination in the baseline or follow-up survey. Of the 35 participants who were not emailed, 57.1% (20/35) provided their date of vaccination in the baseline or follow-up survey. Boxes in green correspond to the most conservative validated definition of HPV vaccination status; these were included in the main Figure 1 and Table 3 of the manuscript. The combination of green and yellow boxes represent the liberal definition of HPV vaccination status.

Supplementary Table 2A. HPV vaccination status reported in baseline survey or at screening, no validation

Vaccination status at baseline, n (%)	Carrageenan (n=227)	Placebo (n=234)
Vaccinated	97 (42.7)	120 (51.3)
Unvaccinated	130 (57.3)	114 (48.7)

Imbalance but not significant ($p < 0.066$).

Supplementary Table 2B. Comparison of HPV vaccination status at baseline to the validated vaccination status for participants who were emailed

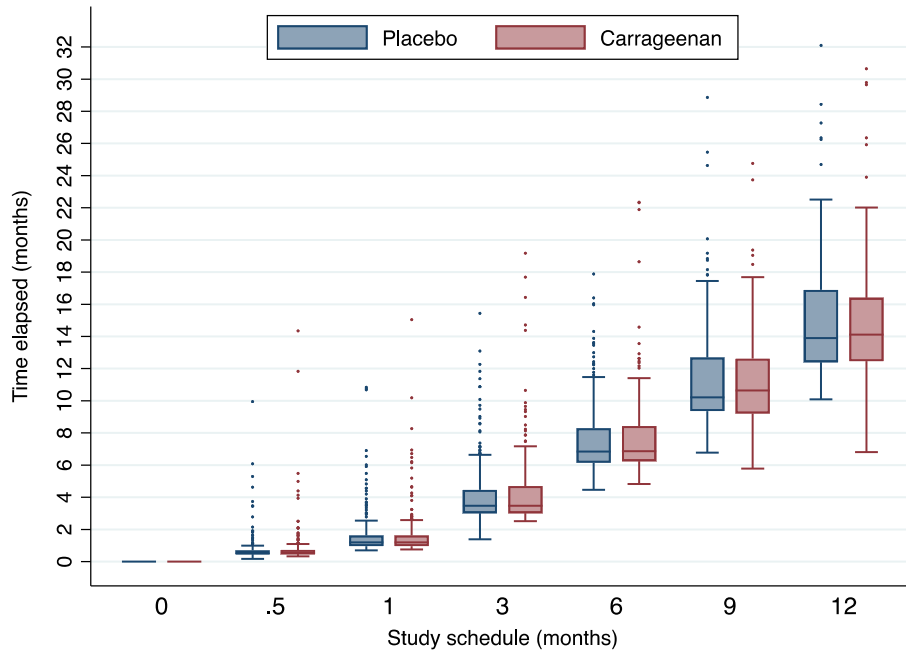
Vaccination status at baseline, n(%)	Validated status	
	Vaccinated (n=70)	Unvaccinated (n=127)
Vaccinated	56	4
Unvaccinated	14	123

We changed the HPV vaccination for 14 participants from unvaccinated to vaccinated and for 4 participants from vaccinated to unvaccinated.

Supplementary Table 2C. Comparison of HPV vaccination using different definitions of validation from different sources

Validation description	HPV vaccination status at baseline	Carrageenan	Placebo
Validated by email		n=97	n=100
	Vaccinated	33 (34.0)	37 (37.0)
	Unvaccinated	64 (66.0)	63 (63.0)
Validated by email or by providing dates of vaccination in survey(s)		n=111	n=124
	Vaccinated	47 (42.3)	61 (49.2)
	Unvaccinated	64 (57.7)	63 (50.8)
Validated by email, by providing dates of vaccination in survey(s), or reporting they were unvaccinated in survey(s)		n=174	n=165
	Vaccinated	47 (27.0)	61 (37.0)
	Unvaccinated	127 (73.0)	104 (63.0)

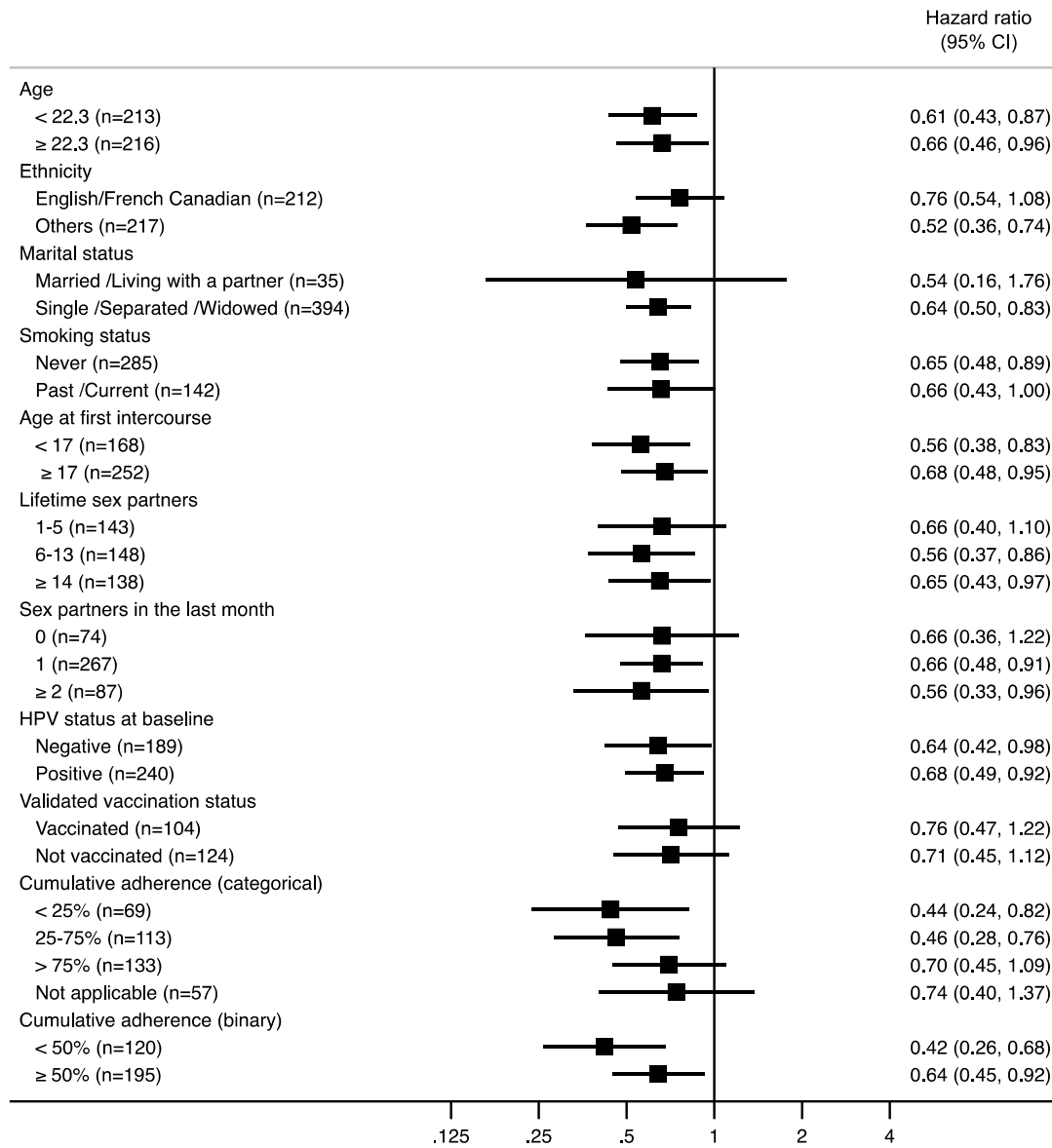
Supplementary Figure 3. Distribution of time between baseline and subsequent visits compared to the study schedule, by study arm



Supplementary Figure 3 Legend

The box plot shows on the x-axis the planned study schedule (baseline study visit and 6 follow-up visits at 0.5, 1, 3, 6, 9 and 12 months) relative to the actual time that elapsed between study visits on the y-axis. The midline of each box represents the median, the ends of the box represent the the first and third quartile, and the lower and upper whiskers range from the minimum to the maximum values observed (excluding outliers). The individual dots represent outliers.

Supplementary Figure 4. Sub-group analyses of incidence/detection of HPV infections



Supplementary Figure 4 Legend

The forest plot shows the results from sub-group analyses for the purpose of comparing the effect of carrageenan according to main baseline characteristics and cumulative adherence to follow-up based on calendar data.

Supplementary Table 3A. HPV prevalence [n, (%)] by visit number in carrageenan arm

HPV type/groups	Visit 1 (n=224)	Visit 2 (n=202)	Visit 3 (n=187)	Visit 4 (n=170)	Visit 5 (n=151)	Visit 6 (n=140)	Visit 7 (n=126)
HPV6	5 (2.2)	4 (2.0)	5 (2.7)	5 (2.9)	3 (2.0)	3 (2.1)	2 (1.6)
HPV11	1 (0.5)	1 (0.5)	1 (0.5)	2 (1.2)	1 (0.7)	0 (0)	0 (0)
HPV16	8 (3.6)	11 (5.5)	10 (5.4)	12 (7.1)	10 (6.6)	8 (5.7)	6 (4.8)
HPV18	3 (1.3)	2 (1.0)	2 (1.1)	1 (0.6)	2 (1.3)	1 (0.7)	2 (1.6)
HPV26	0 (0)	0 (0)	0 (0)	1 (0.6)	1 (0.7)	1 (0.7)	2 (1.6)
HPV31	6 (2.7)	3 (1.5)	5 (2.7)	6 (3.5)	4 (2.7)	4 (2.9)	4 (3.2)
HPV33	1 (0.5)	0 (0)	1 (0.5)	1 (0.6)	2 (1.3)	3 (2.1)	0 (0)
HPV34	0 (0)	0 (0)	0 (0)	0 (0)	0 (0)	0 (0)	0 (0)
HPV35	4 (1.8)	0 (0)	0 (0)	1 (0.6)	2 (1.3)	1 (0.7)	2 (1.6)
HPV39	13 (5.8)	10 (5.0)	12 (6.4)	13 (7.7)	12 (8.0)	10 (7.1)	12 (9.5)
HPV40	7 (3.1)	6 (3.0)	4 (2.1)	3 (1.8)	3 (2.0)	5 (3.6)	4 (3.2)
HPV42	17 (7.6)	13 (6.4)	10 (5.4)	12 (7.1)	10 (6.6)	9 (6.4)	9 (7.1)
HPV44	6 (2.7)	4 (2.0)	3 (1.6)	3 (1.8)	3 (2.0)	3 (3.6)	2 (1.6)
HPV45	6 (2.7)	3 (1.5)	2 (1.1)	4 (2.4)	3 (2.0)	5 (3.6)	3 (2.4)
HPV51	22 (9.8)	16 (7.9)	13 (7.0)	12 (7.1)	8 (5.3)	10 (7.1)	8 (6.4)
HPV52	17 (7.6)	12 (5.9)	11 (5.9)	10 (5.9)	9 (6.0)	7 (5.0)	6 (4.8)
HPV53	22 (9.8)	18 (8.9)	15 (8.0)	13 (7.7)	12 (8.0)	12 (8.6)	8 (6.4)
HPV54	10 (4.5)	8 (4.0)	6 (3.2)	9 (5.3)	15 (9.9)	10 (7.1)	9 (7.1)
HPV56	15 (6.7)	16 (7.9)	13 (7.0)	10 (5.9)	6 (4.0)	6 (4.3)	4 (3.2)
HPV58	12 (5.4)	9 (4.5)	8 (4.3)	6 (3.5)	7 (4.6)	4 (2.9)	4 (3.2)
HPV59	11 (4.9)	12 (5.9)	11 (5.9)	10 (5.9)	10 (6.6)	11 (7.9)	8 (6.4)
HPV61	9 (4.0)	7 (3.5)	8 (4.3)	8 (4.7)	6 (4.0)	4 (2.9)	5 (4.0)
HPV62	14 (6.3)	11 (5.5)	9 (4.8)	6 (3.5)	7 (4.6)	5 (3.6)	8 (6.4)
HPV66	20 (8.9)	17 (8.4)	12 (6.4)	12 (7.1)	13 (8.6)	8 (5.7)	7 (5.6)
HPV67	6 (2.7)	6 (3.0)	6 (3.2)	11 (6.5)	6 (4.0)	4 (2.9)	4 (3.2)
HPV68	5 (2.2)	5 (2.5)	5 (2.7)	3 (1.8)	1 (0.7)	1 (0.7)	3 (2.4)
HPV69	1 (0.5)	2 (1.0)	2 (1.1)	1 (0.6)	0 (0)	1 (0.7)	0 (0)
HPV70	3 (1.3)	4 (2.0)	2 (1.1)	0 (0)	0 (0)	0 (0)	0 (0)
HPV71	0 (0)	0 (0)	0 (0)	0 (0)	0 (0)	1 (0.7)	1 (0.8)
HPV72	1 (0.5)	1 (0.5)	0 (0)	0 (0)	1 (0.7)	1 (0.7)	1 (0.8)
HPV73	5 (2.2)	7 (3.5)	5 (2.7)	7 (4.1)	9 (6.0)	4 (2.9)	5 (4.0)
HPV81	6 (2.7)	2 (1.0)	5 (2.7)	3 (1.8)	3 (2.0)	3 (2.1)	4 (3.2)
HPV82	4 (1.8)	0 (0)	2 (1.1)	2 (1.2)	3 (2.0)	6 (4.3)	5 (4.0)
HPV83	3 (1.3)	3 (1.5)	3 (1.6)	4 (2.4)	6 (4.0)	5 (3.6)	3 (2.4)
HPV84	20 (8.9)	21 (10.4)	19 (10.2)	20 (11.8)	13 (8.6)	13 (9.3)	6 (4.8)
HPV89	22 (9.8)	22 (10.9)	17 (9.1)	19 (11.2)	14 (9.3)	9 (6.4)	9 (7.1)
Negative	109 (48.7)	100 (49.5)	92 (49.2)	76 (44.7)	70 (46.4)	69 (49.3)	61 (48.4)
Any HPV	115 (50.5)	102 (50.5)	95 (50.8)	94 (55.3)	81 (53.6)	71 (50.7)	65 (51.6)
Subgenus 1 ^a	38 (17.0)	31 (15.4)	27 (14.4)	30 (17.7)	30 (19.9)	26 (18.6)	19 (15.1)
Subgenus 2 ^b	96 (42.9)	81 (40.1)	75 (40.1)	73 (42.9)	61 (40.4)	60 (42.9)	53 (42.1)
Subgenus 3 ^c	60 (26.8)	52 (25.7)	46 (24.6)	47 (27.7)	37 (24.5)	30 (21.4)	31 (24.6)
Missing ^d	3 (1.3)	6 (2.9)	3 (1.6)	1 (0.6)	1 (0.7)	0 (0)	1 (0.8)

^a Subgenus 1 group consists of HPVs 6, 11, 40, 42, 44, and 54.

^b Subgenus 2 group consists of HPVs 16, 18, 26, 31, 33, 34, 35, 39, 45, 51, 52, 53, 56, 58, 59, 66, 67, 68, 69, 70, 73, and 82.

^c Subgenus 3 group consists of HPVs 61, 62, 71, 72, 81, 83, 84, and 89.

^d Missing results correspond to invalid or mishandled samples. Missing samples were not included in percentages.

Supplementary Table 3B. HPV prevalence [n, (%)] by visit number in placebo arm

HPV type/groups	Visit 1 (n=234)	Visit 2 (n=221)	Visit 3 (n=208)	Visit 4 (n=190)	Visit 5 (n=164)	Visit 6 (n=151)	Visit 7 (n=130)
HPV6	5 (2.1)	5 (2.3)	5 (2.4)	5 (2.6)	6 (3.7)	6 (4.0)	5 (3.9)
HPV11	0 (0)	0 (0)	0 (0)	1 (0.5)	1 (0.6)	1 (0.7)	1 (0.8)
HPV16	10 (4.3)	12 (5.4)	12 (5.8)	10 (5.3)	11 (6.7)	10 (6.6)	7 (5.4)
HPV18	6 (2.6)	3 (1.4)	4 (1.9)	4 (2.1)	2 (1.2)	4 (2.7)	2 (1.5)
HPV26	1 (0.4)	1 (0.5)	0 (0)	1 (0.5)	1 (0.6)	0 (0)	0 (0)
HPV31	7 (3.0)	6 (2.7)	10 (4.8)	11 (5.8)	9 (5.5)	10 (6.6)	1 (0.8)
HPV33	2 (0.9)	4 (1.8)	3 (1.4)	4 (2.1)	3 (1.8)	1 (0.7)	0 (0)
HPV34	1 (0.4)	1 (0.5)	1 (0.5)	1 (0.5)	0 (0)	1 (0.7)	3 (2.3)
HPV35	7 (3.0)	6 (2.7)	6 (2.9)	4 (2.1)	3 (1.8)	3 (2.0)	3 (2.3)
HPV39	16 (6.8)	15 (6.8)	16 (7.7)	9 (4.7)	12 (7.3)	11 (7.3)	10 (7.7)
HPV40	8 (3.4)	7 (3.2)	10 (4.8)	11 (5.8)	6 (3.7)	7 (4.6)	3 (2.3)
HPV42	23 (9.8)	26 (11.8)	20 (9.6)	17 (9.0)	16 (9.8)	18 (11.9)	17 (13.1)
HPV44	8 (3.4)	13 (5.9)	10 (4.8)	11 (5.8)	5 (3.1)	7 (4.6)	3 (2.3)
HPV45	6 (2.6)	5 (2.3)	5 (2.4)	6 (3.2)	7 (4.3)	6 (4.0)	2 (1.5)
HPV51	34 (14.5)	30 (13.6)	25 (12.0)	23 (12.1)	16 (9.8)	14 (9.3)	8 (6.2)
HPV52	13 (5.6)	16 (7.2)	11 (5.3)	11 (5.8)	9 (5.5)	9 (6.0)	11 (8.5)
HPV53	31 (13.3)	32 (14.5)	25 (12.0)	28 (14.7)	28 (17.1)	18 (11.9)	15 (11.5)
HPV54	18 (7.7)	15 (6.8)	16 (7.7)	18 (9.5)	16 (9.8)	12 (8.0)	14 (10.8)
HPV56	6 (2.6)	6 (2.7)	6 (2.9)	7 (3.7)	3 (1.8)	6 (4.0)	3 (2.3)
HPV58	13 (5.6)	13 (5.9)	10 (4.8)	10 (5.3)	12 (7.3)	11 (7.3)	9 (6.9)
HPV59	19 (8.1)	18 (8.1)	15 (7.2)	12 (6.3)	14 (8.5)	8 (5.3)	5 (3.9)
HPV61	10 (4.3)	10 (4.5)	12 (5.8)	15 (7.9)	12 (7.3)	9 (6.0)	6 (4.6)
HPV62	21 (9.0)	19 (8.6)	12 (5.8)	21 (11.1)	18 (11.0)	15 (9.9)	13 (10.0)
HPV66	23 (9.8)	27 (12.2)	22 (10.6)	18 (9.5)	11 (6.7)	12 (8.0)	12 (9.2)
HPV67	13 (5.6)	13 (5.9)	15 (7.2)	11 (5.8)	8 (4.9)	4 (2.7)	5 (3.9)
HPV68	6 (2.6)	7 (3.2)	4 (1.9)	3 (1.6)	4 (2.4)	3 (2.0)	2 (1.5)
HPV69	0 (0)	0 (0)	0 (0)	0 (0)	0 (0)	0 (0)	1 (0.8)
HPV70	3 (1.3)	4 (1.8)	5 (2.4)	2 (1.1)	3 (1.8)	3 (2.0)	1 (0.8)
HPV71	0 (0)	0 (0)	0 (0)	0 (0)	0 (0)	1 (0.7)	1 (0.8)
HPV72	0 (0)	1 (0.5)	0 (0)	0 (0)	0 (0)	0 (0)	1 (0.8)
HPV73	14 (6.0)	14 (6.3)	12 (5.8)	9 (4.7)	10 (6.1)	12 (8.0)	6 (4.6)
HPV81	8 (3.4)	7 (3.2)	6 (2.9)	6 (3.2)	5 (3.1)	2 (1.3)	6 (4.6)
HPV82	7 (3.0)	6 (2.7)	11 (5.3)	9 (4.7)	7 (4.3)	8 (5.3)	1 (0.8)
HPV83	6 (2.6)	5 (2.3)	6 (2.9)	5 (2.6)	5 (3.1)	5 (3.3)	6 (4.6)
HPV84	29 (12.4)	25 (11.3)	25 (12.0)	21 (11.1)	18 (11.0)	17 (11.3)	14 (10.8)
HPV89	27 (11.5)	37 (16.7)	33 (15.9)	21 (11.1)	23 (1.40)	19 (12.6)	11 (8.5)
Negative	93 (39.7)	78 (35.3)	73 (35.1)	64 (33.7)	57 (34.8)	60 (39.7)	56 (43.1)
Any HPV	141 (60.3)	143 (64.7)	135 (64.9)	126 (66.3)	107 (65.2)	91 (60.3)	74 (56.9)
Subgenus 1 ^a	55 (23.5)	55 (24.9)	52 (25.0)	49 (25.8)	44 (26.8)	40 (26.8)	33 (25.4)
Subgenus 2 ^b	114 (48.7)	117 (52.9)	110 (52.9)	103 (54.2)	89 (54.3)	74 (49.0)	55 (42.3)
Subgenus 3 ^c	76 (32.5)	78 (35.3)	71 (34.1)	63 (33.2)	58 (35.4)	52 (34.4)	46 (35.4)
Missing ^d	0 (0)	0 (0)	1 (0.5)	1 (0.5)	2 (1.2)	0 (0)	0 (0)

^a Subgenus 1 group consists of HPVs 6, 11, 40, 42, 44, and 54.

^b Subgenus 2 group consists of HPVs 16, 18, 26, 31, 33, 34, 35, 39, 45, 51, 52, 53, 56, 58, 59, 66, 67, 68, 69, 70, 73, and 82.

^c Subgenus 3 group consists of HPVs 61, 62, 71, 72, 81, 83, 84, and 89.

^d Missing results correspond to invalid or mishandled samples. Missing samples were not included in percentages.

Supplementary Table 4. Characteristics of participants at follow-up, overall and by study arm

	Overall (n=461)	Carrageenan (n=227)	Placebo (n=234)
Follow-up time, months			
Mean (SD)	10.6 (6.8)	10.4 (7.0)	10.8 (6.6)
Median (IQR)	12.2 (11.1)	12.2 (11.8)	12.2 (10.2)
Number of visits/participant			
Mean (SD)	5.5 (2.1)	5.4 (2.2)	5.6 (1.9)
Median (IQR)	7 (3)	7 (3)	7 (3)
Mean time between visits (SD), weeks			
Between visit 1 and 2	3.6 (5.2)	3.8 (6.1)	3.4 (4.1)
Between visit 2 and 3	4.1 (5.0)	4.1 (4.9)	4.1 (5.0)
Between visit 3 and 4	11.6 (7.5)	11.9 (7.9)	11.4 (7.2)
Between visit 4 and 5	15.2 (6.5)	15.3 (6.4)	15.2 (6.6)
Between visit 5 and 6	16.0 (8.2)	15.9 (7.3)	16.1 (9.1)
Between visit 6 and 7	16.5 (8.7)	16.6 (8.6)	16.4 (8.7)
Ever anal intercourse over follow-up^a	(n=428)	(n=207)	(n=221)
Yes	124 (29.0)	54 (26.1)	70 (31.7)
No	304 (71.0)	153 (73.9)	151 (68.3)
Adherence^b in the 7 days preceding each visit, n (%)	(n=2056)	(n=988)	(n=1068)
>75%	544 (26.5)	257 (26.0)	287 (26.9)
25-75%	258 (12.6)	118 (11.9)	140 (13.1)
<25%	325 (15.8)	143 (14.5)	182 (17.0)
Did not have intercourse	915 (44.5)	459 (46.5)	456 (42.7)
Not reported	14 (0.7)	11 (1.1)	3 (0.3)

^a Data not available for 32 participants (19 in the carrageenan and 13 in the placebo arm) due to no follow-up visits, and for 1 participant due to non-response.

^b Adherence was defined as the number of times the gel was used before or during vaginal intercourse divided by the number of vaginal intercourses in the 7 days prior to the study visit. Observations where participants did not provide data on gel use and/or intercourse were classified as not reported. This data was obtained from the follow-up surveys.

IQR: interquartile range.

Supplementary Table 5. Adverse events reported in the calendar, overall and by grade, shown as number of adverse events reported (number of participants affected)

	Mild	Moderate	Severe	Not Graded	Total
Carrageenan group					
Any	89 (21)	40 (19)	24 (9)	75 (22)	228 (37)
Unusually heavy or painful period	2 (1)	1 (1)	0 (0)	0 (0)	3 (1)
Vaginal bleeding in between menstrual periods	16 (5)	0 (0)	0 (0)	1 (1)	17 (6)
Pain during vaginal sex	8 (6)	5 (4)	4 (3)	5 (3)	22 (13)
Unusual vaginal discharge	16 (5)	6 (6)	2 (2)	8 (2)	32 (11)
Itching, burning, or pain in the genital area	35 (16)	18 (9)	14 (8)	11 (5)	78 (23)
Genital sore/ulcer	1 (1)	1 (1)	0 (0)	0 (0)	2 (2)
Needing to urinate more often than usual	2 (2)	2 (2)	0 (0)	0 (0)	4 (3)
Pain while urinating	3 (3)	0 (0)	2 (2)	5 (1)	10 (6)
Blood in urine	1 (1)	0 (0)	1 (1)	3 (1)	5 (3)
Lower abdominal pain	5 (4)	5 (3)	1 (1)	0 (0)	11 (5)
Lower back pain not caused by physical exertion	0 (0)	0 (0)	0 (0)	0 (0)	0 (0)
Other	0 (0)	2 (2)	0 (0)	42 (20)	44 (21)
Placebo group					
Any	48 (21)	57 (22)	27 (12)	56 (23)	188 (39)
Unusually heavy or painful period	4 (4)	9 (3)	1 (1)	1 (1)	15 (8)
Vaginal bleeding in between menstrual periods	9 (5)	2 (2)	1 (1)	1 (1)	13 (8)
Pain during vaginal sex	0 (0)	3 (3)	6 (3)	1 (1)	10 (6)
Unusual vaginal discharge	9 (2)	9 (4)	3 (2)	0 (0)	21 (4)
Itching, burning, or pain in the genital area	17 (11)	19 (13)	12 (6)	5 (5)	53 (19)
Genital sore/ulcer	3 (3)	4 (1)	0 (0)	0 (0)	7 (3)
Needing to urinate more often than usual	2 (2)	2 (2)	1 (1)	5 (3)	10 (7)
Pain while urinating	0 (0)	2 (2)	1 (1)	3 (1)	6 (3)
Blood in urine	0 (0)	0 (0)	0 (0)	1 (1)	1 (1)
Lower abdominal pain	3 (3)	2 (2)	0 (0)	2 (2)	7 (3)
Lower back pain not caused by physical exertion	0 (0)	2 (1)	0 (0)	1 (1)	3 (2)
Other	1 (1)	3 (3)	2 (2)	36 (18)	42 (21)

Supplementary Table 6. Participant withdrawal overall and stratified by reporting of adverse events and reporting of difficulties with gel use, by study arm

	Total (n=461)	Carrageenan (n=227)	Placebo (n=234)
Overall			
Completed	257 (55.8)	127 (56.0)	130 (55.6)
Withdrew	204 (44.3)	100 (44.1)	104 (44.4)
Reported adverse events			
Completed	107 (62.2)	50 (63.3)	57 (61.3)
Withdrew	65 (37.8)	29 (36.7)	36 (38.7)
Did not report adverse events			
Completed	150 (51.9)	77 (52.0)	73 (51.8)
Withdrew	139 (48.1)	71 (48.0)	68 (48.2)
Reported difficulty using gel before, during or after intercourse ^a			
Completed	209 (62.4)	101 (63.5)	108 (61.4)
Withdrew	126 (37.6)	58 (36.5)	68 (38.6)
Did not report difficulty using gel before, during or after intercourse ^a			
Completed	48 (53.9)	26 (55.3)	22 (52.4)
Withdrew	41 (46.1)	21 (44.7)	20 (47.6)

^a Because reporting difficulty using gel was a follow-up survey question, only participants with a follow-up visit were included in the denominator: excluded 32 participants (19 in the carrageenan and 13 in the placebo arm). An additional 5 participants (2 in the carrageenan and 3 in the placebo) were excluded due to non-response.

Supplementary Table 7. Reported difficulty using the study gel before, during, or after intercourse [n (%)] at the person- and study-visit level, by study arm

	Person-level ^a		Study visit-level ^b	
	Carrageenan (n=206)	Placebo (n=218)	Carrageenan (n=871)	Placebo (n=962)
Ever reported difficulty with gel	159 (77.2)	176 (80.7)	NA	NA
Application of the CATCH gel is too difficult	17 (8.3)	22 (10.1)	28 (3.2)	33 (3.4)
The packaging is too inconvenient	19 (9.2)	19 (8.7)	37 (4.3)	32 (3.3)
You did not have the CATCH gel on you at the time of intercourse	98 (47.6)	117 (53.7)	231 (26.5)	282 (29.3)
You forgot to use the CATCH gel	95 (46.1)	111 (50.9)	212 (24.3)	248 (25.8)
You did not want to use lubricants	54 (26.2)	85 (39.0)	105 (12.1)	184 (19.1)
You preferred other brands to the CATCH gel	24 (11.7)	31 (14.2)	44 (5.1)	60 (6.2)
You think that the quality of the CATCH gel is poor (e.g., odour, feel, etc.)	35 (17.0)	66 (30.3)	66 (7.6)	150 (15.6)
Use of the gel caused discomfort/adverse reactions to you	22 (10.7)	27 (12.4)	24 (2.8)	35 (3.6)
Partner(s) did not want to use lubricants	36 (17.5)	54 (24.8)	67 (7.7)	93 (9.7)
Partner(s) is/are allergic to ingredients of the CATCH gel	0 (0)	1 (0.5)	0 (0)	1 (0.1)
Partner(s) preferred other brands to the CATCH gel	18 (8.7)	16 (7.3)	34 (3.9)	22 (2.3)
Partner(s) think(s) that the quality of the CATCH gel is poor (e.g., odour, feel, etc.)	22 (10.7)	31 (14.2)	37 (4.3)	54 (5.6)
Use of the gel caused discomfort/adverse reactions to your partner(s)	5 (2.4)	5 (2.3)	5 (0.6)	6 (0.6)
Other	27 (13.1)	21 (9.6)	38 (4.4)	26 (2.7)

^a Participants excluded: 19 participants in the carrageenan arm and 13 in the placebo arm only had 1 visit, and 2 participants in the carrageenan and 3 participants in the placebo never responded to this question.

^b There were 117 study visits in the carrageenan and 106 in the placebo did not respond.

NA: not applicable.

Supplementary Table 8. Adherence to gel use before/during intercourse overall and cumulative adherence prior to failure or censoring

Source	Adherence definition	Categorization	Number of participants	Adherence (%)	Hazard ratio (95% CI)			
Follow-up survey	number of gel uses / number of vaginal intercourses reported one week prior to study visit	overall ^a	NA	191	>50	0.69 (0.47-1.02)		
		cumulative ^b	categorical	65	<25	0.57 (0.30-1.07)		
				103	25-75	0.52 (0.29-0.94)		
				155	>75	0.72 (0.47-1.08)		
				98	NA	0.64 (0.40-1.04)		
				8	missing data	NR		
		binary	112	<50	0.58 (0.35-0.98)			
			211	≥50	0.64 (0.44-0.92)			
		Calendar	cumulative number of gel uses / number of vaginal intercourses between two consecutive study visits	overall ^a	NA	183	>50	0.60 (0.41-0.89)
				cumulative ^b	categorical	69	<25	0.44 (0.24-0.82)
113	25-75					0.46 (0.28-0.76)		
133	>75					0.70 (0.45-1.10)		
57	NA					0.74 (0.40-1.37)		
57	missing data					1.14 (0.47-2.76)		
binary	120			<50	0.42 (0.26-0.68)			
	195			≥50	0.64 (0.45-0.92)			

Data on adherence was collected in both the follow-up surveys and daily calendar.

^a Overall adherence to gel use before/during intercourse over all study visits. These analyses were restricted to participants who were >50% adherent over all study visits.

^b Cumulative adherence to gel use before/during intercourse prior to failure or censoring.

Not applicable if participant did not report intercourse prior to acquiring an incident infection or censoring.

Not reported, as there were only 8 participants in this category, so Cox model was not run.

NA: not applicable, NR: not reported.

Supplementary Table 9. References of studies that reported on carrageenan’s anti-HPV activity

Study type	Reference
<i>in vitro</i>	<ol style="list-style-type: none"> 1. Buck CB, Thompson CD, Roberts JN, et al. Carrageenan is a potent inhibitor of papillomavirus infection. <i>PLoS Pathog</i> 2006; 2: e69. 2. Perez-Andino J, Buck CB, Ribbeck K, Pérez-Andino J, Buck CB, Ribbeck K. Adsorption of human papillomavirus 16 to live human sperm. <i>PLoS One</i> 2009; 4: e5847. 3. Cruz L, Meyers C. Differential dependence on host cell glycosaminoglycans for infection of epithelial cells by high-risk HPV types. <i>PLoS One</i> 2013; 8: e68379. 4. Kwak K, Jiang R, Wang JW, Jagu S, Kimbauer R, Roden RBS. Impact of inhibitors and L2 antibodies upon the infectivity of diverse alpha and beta human papillomavirus types. <i>PLoS One</i> 2014; 9: e97232. 5. Lal M, Lai M, Ugaonkar S, et al. Development of a Vaginal Fast-Dissolving Insert Combining Griffithsin and Carrageenan for Potential Use Against Sexually Transmitted Infections. <i>J Pharm Sci</i> 2018; 107: 2601–10. 6. Wang S, Lu Z, Wang S, et al. The inhibitory effects and mechanisms of polymannuroguronate sulfate against human papillomavirus infection in vitro and in vivo. <i>Carbohydr Polym</i> 2020; 241: 116365.
<i>in vitro</i> and <i>ex vivo</i>	<ol style="list-style-type: none"> 1. Ugaonkar SR, Wesenberg A, Wilk J, et al. A novel intravaginal ring to prevent HIV-1, HSV-2, HPV, and unintended pregnancy. <i>J Control Release</i>; 2015. p. 57–68. 2. Novetsky AP, Keller MJ, Gradissimo A, et al. In vitro inhibition of human papillomavirus following use of a carrageenan-containing vaginal gel. <i>Gynecol Oncol</i> 2016; 143: 313–8. 3. Friedland BA, Hoesley CJ, Plagianos M, et al. First-in-Human Trial of MIV-150 and Zinc Acetate Coformulated in a Carrageenan Gel. <i>J Acquir Immune Defic Syndr</i> 2016; 73: 489–96. 4. Teleshova N, Keller MJ, Romero JAF, et al. Results of a phase 1, randomized, placebocontrolled first-in-human trial of griffithsin formulated in a carrageenan vaginal gel. <i>PLoS One</i>; 2022; 17: e0261775.
<i>in vitro</i> and <i>in vivo</i>	<ol style="list-style-type: none"> 1. Rodríguez A, Kleinbeck K, Mizenina O, et al. In vitro and in vivo evaluation of two carrageenan-based formulations to prevent HPV acquisition. <i>Antiviral Res</i> 2014; 108: 88–93. 2. Wang JW, Jagu S, Kwak K, et al. Preparation and properties of a papillomavirus infectious intermediate and its utility for neutralization studies. <i>Virology</i> 2014; 449: 304–16. 3. Kizima L, Rodríguez A, Kenney J, et al. A potent combination microbicide that targets SHIV-RT, HSV-2 and HPV. <i>PLoS One</i> 2014; 9: e94547. 4. Levendosky K, Mizenina O, Martinelli E, et al. Griffithsin and Carrageenan Combination To Target Herpes Simplex Virus 2 and Human Papillomavirus. <i>Antimicrob Agents Chemother</i> 2015; 59: 7290–8. 5. Kines RC, Cerio RJ, Roberts JN, et al. Human papillomavirus capsids preferentially bind and infect tumor cells. <i>Int J Cancer</i> 2016; 138: 901–11.
<i>in vivo</i>	<ol style="list-style-type: none"> 1. Roberts JN, Buck CB, Thompson CD, et al. Genital transmission of HPV in a mouse model is potentiated by nonoxynol-9 and inhibited by carrageenan. <i>Nat Med</i> 2007; 7: 857–61. 2. Roberts JN, Kines RC, Katki HA, Lowy DR, Schiller JT. Effect of Pap Smear Collection and Carrageenan on Cervicovaginal Human Papillomavirus-16 Infection in a Rhesus Macaque Model. <i>J Natl Cancer Inst</i> 2011; 103: 737–43. 3. Derby N, Lal M, Aravantinou M, et al. Griffithsin carrageenan fast dissolving inserts prevent SHIV HSV-2 and HPV infections in vivo. <i>Nature Commun</i> 2018; 9: 3881.
clinical	<ol style="list-style-type: none"> 1. Marais D, Gawarecki D, Allan B, et al. The effectiveness of Carraguard, a vaginal microbicide, in protecting women against high-risk human papillomavirus infection. <i>Antivir Ther</i> 2011; 16: 1219–26. 2. Perino A, Consiglio P, Maranto M, et al. Impact of a new carrageenan-based vaginal microbicide in a female population with genital HPV-infection: first experimental results. <i>Eur Rev Med Pharmacol Sci</i> 2019; 23: 6744–52. 3. Magnan S, Tota JE, El-Zein M, et al. Efficacy of a Carrageenan gel Against Transmission of Cervical HPV (CATCH): interim analysis of a randomized, double-blind, placebo-controlled, phase 2B trial. <i>Clin Microbiol Infect</i> 2019; 25: 210–6. 4. Laurie C, El-Zein M, Tota JE, et al. Efficacy of a carrageenan gel in preventing anal human papillomavirus (HPV) infection: interim analysis of the Lubricant Investigation in Men to Inhibit Transmission of HPV Infection (LIMIT-HPV) randomised controlled trial. <i>Sex Transm Infect</i> 2021; 98: 239–246. 5. Laurie C, El-Zein M, Tota J, et al. Efficacy of a carrageenan gel in increasing clearance of anal HPV infections in men: interim analysis of a double-blind randomized controlled trial. <i>J Infect Dis</i> 2022; 227: 402–406.