

## **Supplementary material**

### **Mental health symptoms in Latin-America during the first year of COVID-19 pandemic: a meta-analysis of prevalence and potential moderator variables**

Torrente, F.\*, Ailán, D., Del Cerro, E., Del Negro, J., Gorodetzky, B., Slonimshik, D.,  
Cetkovich-Bakmas, M., López, P.

\*Corresponding author. Email: [ftorrente@ineco.org.ar](mailto:ftorrente@ineco.org.ar)

#### **This PDF file includes:**

Search strategy

Table S1 to S4

Figures S1 to S8

References of included studies

## Search strategy

(SARS-CoV-2[Mesh] OR COVID-19[Mesh] OR Corona Virus[tiab] OR COVID-19[tiab] OR COVID19\*[tiab] OR 2019-nCoV[tiab] OR SARS-CoV-2[tiab] OR SARS-CoV2[tiab] OR (Pneumonia[tiab] AND Wuhan[tiab] AND 2019[tiab]) OR Coronavir\*[tiab] OR Coronovir\*[tiab] OR Virus Corona[tiab] OR Corono Virus[tiab] OR HCov\*[tiab] OR CV19\*[tiab] OR CV-19[tiab] OR N-Cov[tiab]) AND (Mental Health[Mesh] OR Mental Health[tiab] OR Depressive Disorder[Mesh] OR Depressi\*[tiab] OR Sadness[tiab] OR Anxiety[Mesh] OR Anxiousness[tiab] OR Anxiet\*[tiab] OR Distress[tiab] OR Angst[tiab] OR Nervousness[tiab] OR Stress Disorders, Traumatic[Mesh] OR Stress\*[tiab] OR Sleep Initiation and Maintenance Disorders[Mesh] OR Insomn\*[tiab] OR Sleep\*[tiab] OR Early Awak\*[tiab] OR DIMS[tiab]) AND (Americas[MeSH Terms:noexp] OR America\*[tiab] OR Latin America[Mesh] OR Latin America\*[tiab] OR Latinamerica\*[tiab] OR Latinoamerica\*[tiab] OR Latin\*[tiab] OR Hispanic Americans[Mesh] OR Hispanic America\*[tiab] OR Hispanoamerica\*[tiab] OR Iberoamerica\*[tiab] OR Ibero Americ\*[tiab] OR Panamerican\*[tiab] OR Central America[Mesh] OR Central America\*[tiab] OR Centroamerica\*[tiab] OR Mesoamerica\*[tiab] OR Meso America\*[tiab] OR Middle America\*[tiab] OR South America[Mesh] OR South America\*[tiab] OR Southamerica\*[tiab] OR Sudamerica\*[tiab] OR “America del sur”[tiab] OR Caribbean Region[Mesh] OR Caribbean[tiab] OR Caribe\*[tiab] OR West Indies[Mesh] OR West Indi\*[tiab] OR Antill\*[tiab] OR Indians, South American[Mesh] OR Indians, Central American[Mesh] OR Amerindian\*[tiab] OR Indians[tiab] OR American Indian\*[tiab] OR Native America\*[tiab] OR Patagoni\*[tiab] OR Andes[tiab] OR Andean\*[tiab] OR Amazon\*[tiab] OR Argentin\*[ad] OR Argentin\*[tiab] OR Argentina[pl] OR Bolivia\*[ad] OR Bolivia\*[tiab] OR Bolivia[pl])

OR Brazil\*[ad] OR Brasil\*[ad] OR Brazil\*[tiab] OR Brasil\*[tiab] OR Brazil[pl] OR  
Colombia\*[ad] OR Colombia\*[tiab] OR Colombia[pl] OR Chile\*[ad] OR Chile\*[tiab]  
OR Chile[pl] OR Ecuador\*[ad] OR Ecuador\*[ad] OR Ecuador\*[tiab] OR Ecuador[pl]  
OR Guiana\*[ad] OR Guiana\*[tiab] OR French Guiana[pl] OR Guyan\*[ad] OR  
Guyan\*[tiab] OR Guyana[pl] OR Paraguay\*[ad] OR Paraguay\*[tiab] OR Paraguay[pl]  
OR Peru\*[ad] OR Peru\*[tiab] OR Peru[pl] OR Surinam\*[ad] OR Surinam\*[tiab] OR  
Suriname[pl] OR Uruguay\*[ad] OR Uruguay\*[tiab] OR Uruguay[pl] OR Venez\*[ad]  
OR Venez\*[tiab] OR Venezuela[pl] OR Belize\*[ad] OR Belize\*[tiab] OR Belize[pl]  
OR Costa Ric\*[ad] OR Costarric\*[ad] OR Costaric\*[ad] OR Costa Ric\*[tiab] OR  
Costarric\*[tiab] OR Costaric\*[tiab] OR Costa Rica[pl] OR Salvador\*[ad] OR  
Salvador\*[tiab] OR El Salvador[pl] OR Guatemal\*[ad] OR Guatemal\*[tiab] OR  
Guatemala[pl] OR Hondur\*[ad] OR Hondur\*[tiab] OR Honduras[pl] OR Nicaragu\*[ad]  
OR Nicaragu\*[tiab] OR Nicaragua[pl] OR Panam\*[ad] OR Panam\*[tiab] OR  
Panama[pl] OR Mexico[Mesh] OR Mexic\*[ad] OR Mexic\*[tiab] OR Mejjic\*[tiab] OR  
Mexico[pl] OR Cuba\*[ad] OR Cuba\*[tiab] OR Cuba[pl] OR Dominic\*[ad] OR  
Dominic\*[tiab] OR Dominican Republic[pl] OR Haiti\*[ad] OR Haiti\*[tiab] OR  
Haiti[pl] OR Jamaic\*[ad] OR Jamaic\*[tiab] OR Jamaica[pl] OR Puerto Rico[Mesh] OR  
Puerto Ric\*[tiab] OR Puertoric\*[tiab] OR Puertoric\*[tiab])

**Table S1. Description of included studies**

	Authors	Country	Data collection period	N	Inclusion criteria	Sampling	Assessment tools	Design	Time points	Results	Lockdown
1.	Antiporta, et al.2021	Peru	5/4/2020 - 5/18/20	Total sample: 64493. Final sample: 57250	18 years or older	Convenience	PHQ-9	Cross-sectional	-	Depressive symptoms: Participants with previous mental health diagnosis 59% (95% CI 56.7, 61.4%) / Adults without a prior diagnosis 30% (95% CI 29.1, 30.9%) / Non-responders 60.3% (95% CI 54, 66.3%)	Yes
2.	Badellino, et al.2021	Argentina	3/29/2020 - 4/12/2020	Total sample: 2051. Final sample: 1985. Final sample without health care workers: 1659	18 years or older	Convenience	GAD-7 PHQ-9 PSS-10 PSQI	Cross-sectional	-	Anxiety symptoms Mild: 38.1% (N= 632) Moderate: 11.2% (N= 185) Severe: 3.5% (N= 59)  Depressive symptoms Mild: 22.1% (N= 366) Moderate: 19.7% (N= 327) Severe: 6.3% (N=105)  Stress Yes: 23.6% (N=391)  Sleep quality 97 / 5000	Yes

	Authors	Country	Data collection period	N	Inclusion criteria	Sampling	Assessment tools	Design	Time points	Results	Lockdown
3.	Badellino, et al.2021	Argentina	T1: 3/29/2020- 4/12/2020 T2: 5/23/2020- 6/12/2020	T1 (N: 1985). T2 (N: 2839)	18 years or older	Convenience	PHQ-9 PSQI	Longitudinal	T1 and T2 during COVID-19 pandemic	Depressive symptoms T1: 24.3% (N: 482) T2: 47.8% (N: 135)  Conciliation insomnia T1: 51.1% (N: 1023) T2: 0.5 % (N: 1719)  Night awakenings T1: 54.3% (N: 1078) T2: 4.4 % (N: 1546)  Sleep < 7 hs T1: 27.8 % (N: 551) T2: 70% (N: 1987)  Poor sleep quality T1: 23.1% (N: 459) T2: 32.1% (N: 912)	Yes
4.	Bohn, et al.2021	Brazil	June 2020	Total sample: 1453. Final sample: 1123	60 years or older, enrolled in the community program	Convenience	GDS-15	Cross-sectional	-	Depressive symptoms: 30.4%	No
5.	Caballero-Domínguez, et al.2020	Colombia	3/30/2020 - 4/8/2020	700	Residents of Colombia	Convenience	WHO-5 AIS	Cross-sectional	-	Depressive symptoms: 61.1% (N: 428)  Insomnia: 42% (N: 294)	Yes
6.	Calegaro, et al. 2021	Brazil	4/22/2021 - 5/8/2021	3587	18 years or older	Snowball	AUDIT-C DASS-21 PCL-5	Cross-sectional	-	Stress: 58.4% Anxiety: 52.3% Depression: 61.2% PTSD: 24.5%	-

	Authors	Country	Data collection period	N	Inclusion criteria	Sampling	Assessment tools	Design	Time points	Results	Lockdown
7.	Campos, et al.2020	Brazil	5/18/2020 - 6/25/2020	13494	18 years or older	Convenience	DASS-21	Cross-sectional	-	Depressive symptoms Mild: 14.5% Moderate: 21.8% Severe: 25%  Anxiety symptoms Mild: 8.5% Moderate: 19.2% Severe: 16.5%  Stress Mild: 15.5% Moderate: 16.9% Severe: 18.4%	Yes
8.	Caycho-Rodríguez, et al.2021	Peru	8/3/2020 - 8/31/2020	274	-	Convenience	MHI-5 PHQ-2	Cross-sectional	-	Depressive symptoms 30.7% Generalized Anxiety symptoms 25.2%	Yes
9.	Cerecero-Garcia, et al.2021	Mexico	4/20/2020 - 4/27/2020	Total sample: 881. Final sample: 595	Men who have sex with transgender men and women. Some of them had participated in a project of Prophylaxis prior to exposure to HIV	Convenience	CESD-10	Longitudinal	T1 and T2 during COVID-19 pandemic (Before and during lockdown).	Depressive symptoms <i>Enrolled in ImPrEP study</i> During lockdown: 51.9% Before lockdown: 8.6%.	Yes

	Authors	Country	Data collection period	N	Inclusion criteria	Sampling	Assessment tools	Design	Time points	Results	Lockdown
10.	Cheung, et al. 2021	International, including Brazil	3/24/2020 - 4/30/2020	Total sample: 20,958 Brazilian sample: 8375	18 years or older	Convenience	PHQ-9	Cross-sectional	-	Brazil (n= 8375) Suicidal ideation: 1.5% Not at all: 92.4% (n= 7,740) Several days: 5.1% (n= 430) More than half of the days: 1% (n= 83) Almost every day: 1.5% (n= 122)	-
11.	Côrrea, et al.2020	Brazil	5/16/2020 - 5/26/2020	213	18 years or older. Be a yoga practitioner with a minimum of 6 months experience	Snowball	DASS-21	Cross-sectional	-	Stress Mild: 26.3% Moderate: 15% Severe: 9.4% Extremely severe: 2.8%  Anxiety symptoms Mild: 4.2% Moderate: 15.5% Severe: 4.2% Extremely severe 8%  Depressive symptoms Mild: 10.3% Moderate: 15.5% Severe: 4.7% Extremely severe: 3.3%	-
12.	Cortés-Álvarez, et al.2020	Mexico	3/20/2020 - 4/5/2020	1105	18 years or older	Snowball	IESR DASS-21	Cross-sectional	-	Distress Moderate to severe: 50.3%  Depressive symptoms Moderate to severe: 15.7%  Anxiety symptoms Moderate to severe: 22.6%  Stress Moderate to severe: 19.8%	Yes
13.	da Silva Júnior, et al.2021	Brazil	10/27/2020 - 12/11/2020	5879	University students over 18 years old	Convenience	GAD-7	Cross-sectional	-	Generalized anxiety symptoms: 44.59%	-

	Authors	Country	Data collection period	N	Inclusion criteria	Sampling	Assessment tools	Design	Time points	Results	Lockdown
14.	De Boni, et al.2021	Brazil	20/4/20-20/5/20	Total sample: 22785 (Brazil and Spain) Brazilian sample: 19256	18 years or older	Snowball	AUDIT-C	Cross-sectional		Risky drinking: 45.6%	-
15.	de Camargo, et al.2021	Brazil	April to May 2020	2000	18 years or older	Convenience	Kessler psychological distress scale	Cross-sectional	-	Distress: 35.9%	-
16.	de Souza Costaa, et al. 2021 (Pre-print)	Brazil	5/9/2020 - 6/30/2020	5635	18 years or older	Convenience	GSI	Cross-sectional	-	High average psychological distress: 1448 (25.1) Very high psychological distress: 351 (6.3)	-
17.	Del Brutto, et al.2021	Ecuador	T1: 2019 (Pre-COVID-19) T2: 2020 (During COVID-19)	2019: 673. 2020: 639	Atahualpa residents over 40 years old participating in the Atahualpa project.	Convenience	PSQI	Longitudinal	T1: Pre-COVID period (2019) T2: during COVID-19 pandemic (2020)	Poor sleep: 49%  185 (29%) individuals at baseline, and 311 (49%) at follow-up PSQI, were “poor sleepers”.	-
18.	Etchevers, et al. 2021	Argentina	T1:3/27/20 - 3/31/20 T2: 5/8/2020 - 5/12/2020	T1: 2631 T2: 2068	No information	Convenience sample	SCL-27	Longitudinal	T1 and T2 during COVID-19 pandemic	Risk of Mental Disorder T1: 4.86% T2: 7.2%  Sleep problems T1: 73.7% T2: 76.02%  Suicidal thoughts T1: 4.22% T2: 6.53%	Yes
19.	Fernández, et al.2020	Argentina	4/1/2020 - 4/17/2020	4408	18 years or older	Convenience	BSI-53	Cross-sectional	-	Phobic anxiety: 41.3% Anxiety symptoms: 31.8% Depressive symptoms: 27.5% Distress: 27.1%	Yes



	Authors	Country	Data collection period	N	Inclusion criteria	Sampling	Assessment tools	Design	Time points	Results	Lockdown
20.	Ferreira, et al. 2021	Brazil	May and June of 2020	Total sample: 1316. Final sample: 1130	18 years or older	Snowball	DASS-21	Cross-sectional	-	Severe depressive symptoms: Total sample: 17.43% In social distance: 19.2% Not in social distancing: 13.2%	Yes
21.	Feter, et al.2021	Brazil	6/22/2020 - 7/23/2020	1767	-	Convenience	HADS	Cross-sectional	-	Anxiety symptoms: 51.3% Depressive symptoms: 35%	During the recruitment phase, up to 73.4% of state population were in the second highest level of social distancing restriction
22.	Filgueiras & Stults-Kolehmainen2021	Brazil	3/18/2020 - 3/22/2020	1460	18 years or older	Convenience	Perceived Stress Scale-10 Filgueiras Depression Inventory, State and Trait Anxiety Inventory: state subscale	Cross-sectional	-	Acute stress: 6.9% Depressive symptoms: 4.2% Anxiety symptoms: 8,8% (8.9 women and 8.4 men)	Yes
23.	García-Espinosa, et al. 2021	Colombia	-	1149	University students	Convenience	GAD-7/ PHQ-9	Cross-sectional	-	Depressive symptoms: 47.08% Anxiety symptoms: 27.06%	-

	Authors	Country	Data collection period	N	Inclusion criteria	Sampling	Assessment tools	Design	Time points	Results	Lockdown
24.	González Ramírez, et al. 2020	Mexico	3/27/2020 - 4/2/2020	Total sample: 4183. Final sample: 3932	18 years or older	Convenience	IESR	Cross-sectional	-	Posttraumatic stress symptoms: 27.7%	-
25.	Goularte, et al. 2021	Brazil	5/20/2020 - 6/14/2020	1996	18 years or older	Convenience	IESR, PROMIS Short Form v1.0 - Depression 8a), PROMIS anxiety	Cross-sectional	-	Anxiety symptoms: 81.9% Depressive symptoms: 68% Sleep problems: 55.3%	-.
26.	Guzmán-Muñoz, et al. 2020	Chile	5/30/2020 - 6/6/2020	1082	18 years or older	Convenience	SF-36	Cross-sectional	-	Mental health problems: 49.7%	-
27.	Krüger-Malpartida, et al. 2020	Peru	-	400	18 years or older	Convenience	PHQ-9, GAD-7, and CPDI	Cross-sectional	-	Anxiety symptoms Minimal: 49.30% Mild: 40% Moderate: 7.2% Severe: 3.5%  Depressive symptoms Minimal: 48.5% Mild: 29.5% Moderate: 12% Severe: 10%  Peritraumatic stress Mild: 35.5% Severe: 9.3%	No. Post-lockdown.
28.	López Steinmetz, et al. 2020	Argentina	3/30/2020 - 5/23/2020.	1100	18 years or older	Convenience	BDI-II/ STAI	Cross-sectional	-	Depressive symptoms: 29.64% State anxiety: 48.55% Trait anxiety: 47.91%	Yes

	Authors	Country	Data collection period	N	Inclusion criteria	Sampling	Assessment tools	Design	Time points	Results	Lockdown
29.	López Steinmetz, et al.2021	Argentina	5/17/2020 - 6/30/2020	1492	18 years or older	Convenience	BDI/ STAI	Longitudinal	T1, T2; and T3 during COVID-19 pandemic. T1: 17th to 29th March 2020. T2: 30th March to 8th May 2020. T2: 9th May to 30th June 2020	<p>Depressive symptoms</p> <p>1° sub-period (n = 866) <i>1° measurement: 58.66%</i> <i>Follow-up: 54.62%</i></p> <p>2° sub-period (n = 298) <i>1° measurement: 60.40%</i> <i>Follow-up: 62.42%</i></p> <p>3° sub-period (n = 328) <i>1° measurement: 55.49%</i> <i>Follow-up: 57.62%</i></p> <p>Anxiety symptoms</p> <p>1° sub-period (n = 866) <i>1° measurement: 52.54%</i> <i>Follow-up: 50.23%</i></p> <p>2° sub-period (n = 298) <i>1° measurement: 55.03%</i> <i>Follow-up: 54.36%</i></p> <p>3° sub-period (n = 328) <i>1° measurement: 53.05%</i> <i>Follow-up: 49.08%</i></p>	Yes

	Authors	Country	Data collection period	N	Inclusion criteria	Sampling	Assessment tools	Design	Time points	Results	Lockdown
30.	López-Morales, et al.2021	Argentina	T1: 3/22-25/2020. T2: 4/3-9/20 T3: 5/6-10/2020	T1 and T2: 204. T3: 201	Women over 18 years	Convenience	BDI-II STAI	Longitudinal	T1, T2, and T3 during COVID-19 pandemic. T1: 22-25/3/20 T2: 3-9/4/20 T3: 6-10/5/20	<p>Pregnant women Depressive symptoms</p> <p>T1 Mild: 12.7% Moderate: 8.8% Severe: 0%</p> <p>T2 Mild: 23.5% Moderate: 7.1% Severe: 7.1%</p> <p>T3 Mild: 20.8% Moderate: 19.8% Severe: 12.9%</p> <p>Not pregnant women Depressive symptoms</p> <p>T1 Mild: 11.1% Moderate: 2.0% Severe: 0%</p> <p>T2 Mild: 16.2% Moderate: 6.1% Severe: 0%</p> <p>T3 Mild: 19.0% Moderate: 6.0% Severe: 4%</p>	Yes
31.	Loret de Mola, et al. 2021	Brazil	T1: During 2019 T:2 May to July 2020	1136	Brazilian mothers	Convenience	EPDS GAD-7 IES	Longitudinal	T1: Pre-COVID period (2019) T2: during COVID-19 pandemic (2020)	<p>Stress (moderate to severe): 40.5%</p> <p>Depressive symptoms: 29.3%</p> <p>Generalized anxiety symptoms: 25.9%</p>	-

	Authors	Country	Data collection period	N	Inclusion criteria	Sampling	Assessment tools	Design	Time points	Results	Lockdown
32.	Martínez, et al. 2020	Brazil	5/11/2020 - 5/15/2020	Total sample 2230. Final sample: 1017	18 years or older	Convenience	HADS	Cross-sectional	-	Depressive symptoms: 48.8% Anxiety symptoms: 82.6%	Yes
33.	Meda-Lara, et al. 2021	Mexico	4/2/2020 - 5/4/2020	666	-	Convenience	DASS-21 ESR	Cross-sectional	-	Depressive symptoms Mild: 8.71% Moderate: 6.61% Severe: 3.45% Extremely severe: 3.6%  Anxiety symptoms Mild: 5.4% Moderate: 5.86% Severe: 3.3% Extremely severe: 6.16%  Stress Mild: 16.22% Moderate: 6.31% Severe: 3.6% Extremely severe: 1.8%	-
34.	Miranda, et al. 2021	Argentina	May to July 2020	305	Women over 18 years of age in the postpartum period	Convenience	ISI PDSS-SF	Cross-sectional	-	Depressive symptoms: 37% Insomnia: 46%	Yes
35.	Montero Doig, et al. 2021	Peru	T1: Pre-pandemic period T2: Pandemic period Unspecified dates	150	Adult population of the south east of Madre de Dios	Convenience	Anxiety state (A/S) and Anxiety trait (A/T)	Longitudinal	T1: Pre-COVID period (2019) T2: during COVID-19 pandemic (2020)	State anxiety: 65%. Before COVID-19 Mild anxiety: 26.67% Moderate anxiety: 46.67% Severe anxiety: 26.67% During COVID-19 Mild anxiety: around 0% Moderate anxiety: 53.33% Severe anxiety: 46.67%	Yes

	Authors	Country	Data collection period	N	Inclusion criteria	Sampling	Assessment tools	Design	Time points	Results	Lockdown
36.	Monterrosa-Blanco, et al.2021	Colombia	5/1/2020 - 5/30/2020	984	Women between 40 to 59 years	Convenience	Jong Gierveld Loneliness Scale	Cross-sectional	-	Emotional loneliness 44% (n= 433) Social loneliness 42.2% (n= 415) General loneliness 44.5% (n= 438)	Yes
37.	Monterrosa-Castro, et al.2021	Colombia	6/1/2020 - 6/5/2020	Total sample 1185. Final sample: 1133	Women aged between 40-79 years	Convenience	DJGLS MRS FCV-19S-5 CAS Francis-5 Religiosity Scale	Cross-sectional	-	Emotional loneliness: 43.1% (n=489) Social loneliness: 39.9% (n=452) General loneliness: 43.3% (n=491)	Yes
38.	Naranjo-Hernández, et al.2021	Cuba	May to June 2020	100	Functional older adults	Convenience	HAD EEP-10-C	Cross-sectional	-	Mild anxiety: 73% (n=73) Severe anxiety: 21% (n=21)  Mild depression: 50% (n=50) Severe depression: 24% (n=24)	Yes
39.	Nomura, et al.2021	Brazil	6/1/2020 - 8/31/2020	Total sample: 1683. Final sample: 1662	Maternal age more than 18 years; gestational age more than 36 weeks at childbirth; single alive newborn without malformations; and absence of mental disorders	Convenience	BAI	Cross-sectional	-	Mild anxiety: 22.4% (n=372) Moderate anxiety: 13.9% (n=231) Severe anxiety: 9.6% (n=159)	Yes
40.	Oblitas Gonzales, et al.2020	Peru	3/16/2020 - 6/30/2020	67	18 years or older	Convenience	EAA	Cross-sectional	-	Mild anxiety: 20.9% (n=14) Moderate anxiety: 13.4% (n=9) Severe anxiety: 9% (n=6)	Yes

	Authors	Country	Data collection period	N	Inclusion criteria	Sampling	Assessment tools	Design	Time points	Results	Lockdown
41.	Paico, et al.2021	Peru	-	203	Post graduate student	Convenience	STAI AQ	Cross-sectional	-	(State-Anxiety%) Above average: 15.3% Elevated: 84.7%  (Trait-Anxiety%) Above average: 44.3% Elevated: 9.9%	Yes
42.	Passos, et al.2020	Brazil and Portugal	5/27/2020 - 7/8/2020	Total sample: 550. Brazilian sample: 289	18 years or older	Snowball	SWLS GAD-7 PHQ-2	Cross-sectional	-	<i>-Brazil-</i>  Anxiety: 74.7% (n=216) Depression: 26.6% (n=77)	Variation between regions.
43.	Pereira-Ávila, et al.2021	Brazil	4/17/2020 - 5/15/2020	900	Individuals aged 60 or over were adopted as inclusion criteria, and foreigners residing in Brazil were excluded	Convenience	PHQ-9	Cross-sectional	-	Depressive symptoms: 91,9% mild depressive symptoms 2% moderately severe symptoms 1,4% symptoms of severe depression	Yes
44.	Pérez-Cano, et al.2020	Mexico	3/22/2020 - 3/30/2020	613	18 years or older	Convenience	DASS-21 STAI	Cross-sectional	-	Depression: 41.3% Moderate/Severe Anxiety: 48.8% State-Anxiety: 42%	-
45.	Porter, et al.2021	Peru Ethiopia India Vietnam	August to October 2020	Total sample: 9730. Final sample: 8988. <b>Peruvian sample:</b> 1887	18 years or older	Convenience	PHQ-8 GAD-7	Cross-sectional	-	<i>-Peru-</i>  Mild depression: 32% Moderate/severe depression: 9.6%  Mild anxiety: 41% Moderate/severe anxiety: 13.5%	-

	Authors	Country	Data collection period	N	Inclusion criteria	Sampling	Assessment tools	Design	Time points	Results	Lockdown
46.	Puccinelli, et al.2021	Brazil	6/2/2020 - 6/12/2020	Total sample: 2140. Final sample: 1853	18 years or older	Convenience	IPAQ PHQ-9 GAD-7	Cross-sectional	-	Mild depression: 36.2% (n=670) Moderate depression: 16.4% (n=304) Moderate-Severe depression: 8,4% (n=155) Severe depression: 4.8% (n=89)  Mild anxiety: 36.4% (n=674) Moderate anxiety: 14.3% (n=265) Severe anxiety: 8.9% (n=164)	No
47.	Puccinelli, et al.2021	Brazil and Switzerland	6/2/2020 - 6/12/2020	Total sample: 114. Brazilian sample: 57.	18 years or older	Convenience	IPAQ PHQ-9 GAD-7	Cross-sectional	-	Mild depression: 29.8% (45.6% Brazil, 14% Suiza) Moderate/Severe depression: 14.9% (22.8% Brazil, 7% Suiza)  Mild anxiety: 33.3% (47.4% Brazil, 19.3% Suiza) Moderate/severe anxiety: 10.5% (17.5% Brazil, 3.5% Suiza)	No
48.	Quiroga-Garza, et al.2021	Mexico	4/30/2020 - 6/16/2020	604	18 years or older	Convenience	DASS-21 PERMA Profiler Brief COPE MCCS	Cross-sectional	-	Moderate-severe psychological distress: 29.5% Extremely severe psychological distress: 16.4%	Yes
49.	Ramírez-Coronel, et al.2021	Ecuador	-	381	Adult women between 18 and 65 years of age who were in confinement	Convenience	STAI IDER	Cross-sectional	-	Anxiety: 71.4% (n=272) Depression: 77.2% (n=294)	-



	Authors	Country	Data collection period	N	Inclusion criteria	Sampling	Assessment tools	Design	Time points	Results	Lockdown
50.	Ramos-Padilla, et al.2021	Ecuador	June to July 2020	9522	18 years or older	Convenience	PSQI	Cross-sectional	-	Sleep quality (bad quality): Women: 51% Men: 47%  Sleep duration (<7 hours) Women: 34.9% Men: 36.8%  Sleep efficiency (<65%) Women: 23.6%, Men: 23.7%	Yes
51.	Ribeiro, et al.2021	Brazil	4/27/2020 - 7/5/2020	Total sample: 981. Final sample: 936	Adults over 18 years of age who are residents of cities with established social distance restrictions	Snowball	GAD-7 CES-D	Cross-sectional	-	Severe anxiety: 17.36% (n=162) Severe depression: 66.13% (n= 617)	-
52.	Riter, et al.2021	Brazil	5/27/2020 - 6/15/2020	232	Parents over 18 years of age	Convenience	SRQ-20 PSS-4 PSOC	Cross-sectional	-	Stress: 92.2% above the cut-off point. Common mental disorders:46.6% above the cut-off point.	-
53.	Ruiz-Frutos, et al.2021	Peru	4/2/2020 - 9/2/2020	1699	18 years or older	Snowball	GHQ-12	Cross-sectional	-	Psychological distress: 59.7% (n= 1014) Men: 64.9% Women: 53% 40 years old or less: 65.7% ; 53.4% in ≥40	-
54.	Schmitt, et al.2021	Brazil	4/14/2020 - 4/23/2020	3274	18 years or older	Snowball	PHQ-9 EUROHIS-QOL MOS WHOQoL-SRPB CD-RISC	Cross-sectional	-	Depression: 16.13% (n= 528)  Clarification: the exclusion of the N of healthcare practitioners with depression was calculated (n = 247) Depression % en the total sample: 23.67% (n= 775)	-

	Authors	Country	Data collection period	N	Inclusion criteria	Sampling	Assessment tools	Design	Time points	Results	Lockdown
55.	Scotta, et al.2020	Argentina	March 2020	584	University students	Convenience	ISI PSWQ CRI UWES-S	Cross-sectional	-	Moderate insomnia: 23% Severe insomnia: 4%	Yes
56.	Seco Ferreira, et al.2020	Brazil	4/3/2020 - 4/16/2020	924	-	Convenience	DASS-21 IUS-12	Cross-sectional	-	Anxiety: 48.5% Depression: 41.9% Stress: 44.8%	Yes
57.	Serafim, et al.2021	Brazil	5/22/2020 - 6/5/2020	Total sample: 3031. Final sample: 3000	18 years or older	Snowball	DASS-21	Cross-sectional	-	Anxiety: 39.7% (n=1191) Mild 18.3% (n= 218) Moderate 41.4% (n= 493) Severe40.3% (n= 480) Depression: 46.4% (n= 1392) Mild 32.5% (n= 453) Moderate 35.1% (n= 489) Severe 32.1% (n= 450) Stress: 42.2% (n= 1266) Mild 31.7% (n= 401) Moderate 33.3% (n= 422) Severe 35% (n= 443)	-
58.	Silva, et al.2020	Brazil	5/12/2020 - 5/14/2020	1154	-	-	DASS-21	Cross-sectional	-	Moderate-extremely severe anxiety: women 46.41% (n= 374); men 28.74% (n= 100) Moderate-extremely severe depression: women 60.43% (n= 487); men 40.81% (n= 142) Moderate-extremely severe stress: women 51.74% (n= 417); men 31.61% (n= 110)	-

	Authors	Country	Data collection period	N	Inclusion criteria	Sampling	Assessment tools	Design	Time points	Results	Lockdown
59.	Soares, et al.2021	Brazil	8/1/2020 - 9/1/2020	206	Athletes	Convenience	STAI BRUMS	Cross-sectional	-	Trait anxiety Moderate: 72.12% (n= 154) Elevated: 24.87% (n= 51) State anxiety Moderate: 71.21% (n= 146) Elevated: 28.78% (n= 59) Sleep Quality Too bad: 5.78% (n=7) Bad: 15.7% (n=27)	-
60.	Souza, et al.2021	Brazil	April to May 2020	Total sample: 3793. Final sample: 3200	18 years or older	Snowball	DASS-21	Cross-sectional	-	Anxiety: 19.4% Mild: 7.9% (n= 252) Moderate: 17.3% (n= 552) Severe: 6.3% (n=203) Extreme: 13.1% (n= 419) Depression: 21.5% Mild: 12.9% (n= 414) Moderate: 18.8% (n= 602) Severe: 6.3% (n= 203) Extreme: 13.1% (n= 419) Stress: 21.5% Mild: 12.9% (n= 414) Moderate: 13.1% (n= 419) Severe: 12.9% (n= 413) Extreme: 8.6% (n= 275)	-
61.	Stults-Kolehmainen, et al.2021 (Pre-print)	Brazil	T1: 3/20/2020 - 3/25/2020 T2: 15/4/20 - 20/4/20	360	-	Convenience	PSS-10 FDI STAI-S	Longitudinal	T1 and T2 during COVID-19	Perceived stress: 237 (65.8%) and 269 (74.7%) of participants scored above the population mean at time 1 and 2, respectively. Excessive stress: 6.9% (IC 95 5.2%-8.6%) in the first round	Yes

	Authors	Country	Data collection period	N	Inclusion criteria	Sampling	Assessment tools	Design	Time points	Results	Lockdown
										and 9.7% (IC 95 8.2%-11.2%) in the second round. High depression: 4.2% (IC 95 3.6%-4.8%) at time 1 and 8.0% (IC 95 7.1%-8.9%) at time 2. Excessive state anxiety: 8.7% (IC 95 7.4%-10.0%) in the first round, 14.9% (IC 95 12.3%-17.5%) in the second round.	
62.	Suárez-Rico, et al.2021	Mexico	August to September 2020	293	New mothers over 18 years of age 4 to 12 weeks postpartum.	Convenience	EPDS STAI PSS-10	Cross-sectional	-	State anxiety: 46.1% (n=135) Depression: 39.2% (n=115) Low stress: 31.1% (n=91) Moderate stress: 58% (n=170) Elevated stress: 10.9% (n=32)	Yes
63.	Terán-Pérez, et al.2021	Mexico	3/28/2020 - 5/26/2020	1230	18 years or older	Convenience	PSQI GAD-7 PHQ-9	Cross-sectional	-	Mild anxiety: women 34.8%; men 38.1% Moderate anxiety: women 18.3%; men 16.9% Severe anxiety: women 18%; men 19%. Moderate and severe depression: women 24.5%; men 18.6% Poor sleep quality: women 79%; men 60%	Yes

	Authors	Country	Data collection period	N	Inclusion criteria	Sampling	Assessment tools	Design	Time points	Results	Lockdown
64.	Toledo-Fernández, et al.2021	Mexico	T1: 4/8/2020 - 4/18/2020 T2: 5/11/2020 - 5/27/2020	Total sample: 670. Final sample: 552	-	Convenience	IES-6 PHQ-9 GAD-7	Longitudinal	T1 and T2 during COVID-19 pandemic.	Moderate-severe anxiety T1: 11.94% T2: 12.23%  Moderate-severe depression T1: 5.22% T2: 6.26%  Psychological distress T1: 27.61% T2: 21.94%	-
65.	Torales, et al.2020	Paraguay	10/10/2020 - 4/15/2020	2206	18 years or older	Convenience	PSS-10	Cross-sectional	-	(Stress%) <i>Total sample:</i> -Moderate stress: 67,95% (n= 1499) High stress: 9.84% (n= 217) <i>Participants without mental disorder</i> - Moderate stress 67.49% (n= 1304) - High stress 8.02% (n= 155) <i>Participants with mental disorder</i> - Moderate stress: 71.17% (n= 195) - High stress: 22.63% (n= 62)	Yes
66.	Torrente, et al.2021	Argentina	3/24/2020	10053	18 years or older	Convenience	PHQ-9 GAD-7	Cross-sectional	-	Anxiety: 23.2% Mild: 31.6% Moderate: 13.6% Severe: 8.1%  Depression: 33.7% Mild: 18.5% Moderate: 18.1% Severe: 10.5%	Yes

	Authors	Country	Data collection period	N	Inclusion criteria	Sampling	Assessment tools	Design	Time points	Results	Lockdown
67.	Torrente, et al. 2021	Argentina	5/21/2020 and enabled for 15 days (6/5/2020)	3617	18 years or older	Convenience sample	PHQ-9 GAD-7 UCLA-LS	Cross-sectional	-	Depression 45.6% Mild 24.5% Moderate 22.3% Severe 15.4%  Anxiety 27% Mild 26.3% Moderate 16.5% Severe 10.5%  Loneliness Low 66.3% Medium 17.1% High 10.4% Extreme: 6.2%	Yes
68.	Tyler, et al.2021	15 countries of Latin America and the Caribbean	4/19/2020 - 5/3/2020	Total sample: 823. Latin American and Caribbean sample: 366	60 years or older	Snowball	DASS-21 GAD-7 EPII	Cross-sectional	-	Depressive symptoms: 10.35% Anxiety symptoms: 5.98%	-
69.	Vitorino, et al. 2021 (Pre-print)	Brazil	1/5/2020 - 3/6/2020	Total sample: 1167. Final sample: 1156	Adults over 18 years of age with at least 15 days in isolation	Convenience	PHQ-9 GAD-7 WHOQOL-BREF	Cross-sectional	-	Depression: 41.9% Anxiety: 29%	Yes
70.	Vizioli & Crespi2021	Argentina	3/20/2020 - 4/20/2020	430	18 years or older	Convenience	SA-45	Cross-sectional	-	Anxiety symptoms: 15% Depressive symptoms: 14%	Yes
71.	Zhang, et al.2021	Brazil	3/25/2020 - 3/28/2020	638	18 years or older	Convenience	CPDI	Cross-sectional	-	Mild-moderate distress: 52% (n= 332) Severe distress: 18.8% (n= 120)	Yes

## Tables S2 – S4. Regression analyses

*Table S2. Regression coefficients for predicting depression symptoms*

Variable	B	SE	$\beta$	t	p
Cases (1/millon)	-1.16	.95	-.67	-1.23	.227
Deaths (1/millon)	6.76	9.99	.33	.68	.502
Lockdown stringency index	.15	.29	.08	.50	.617
Days since beginning of the pandemic	.14	.09	.34	1.60	.117

Note.  $R^2_{adj} = -.005$  (N = 44, p = .447)

*Table S3. Regression coefficients for predicting anxiety symptoms*

Variable	B	SE	$\beta$	t	p
Cases (1/millon)	4.33	3.04	2.06	1.43	.164
Deaths (1/millon)	-61.85	38.58	-2.22	-1.60	.119
Lockdown stringency index	-.49	.41	-.21	-1.18	.246
Days since beginning of the pandemic	.03	.09	.08	.32	.750

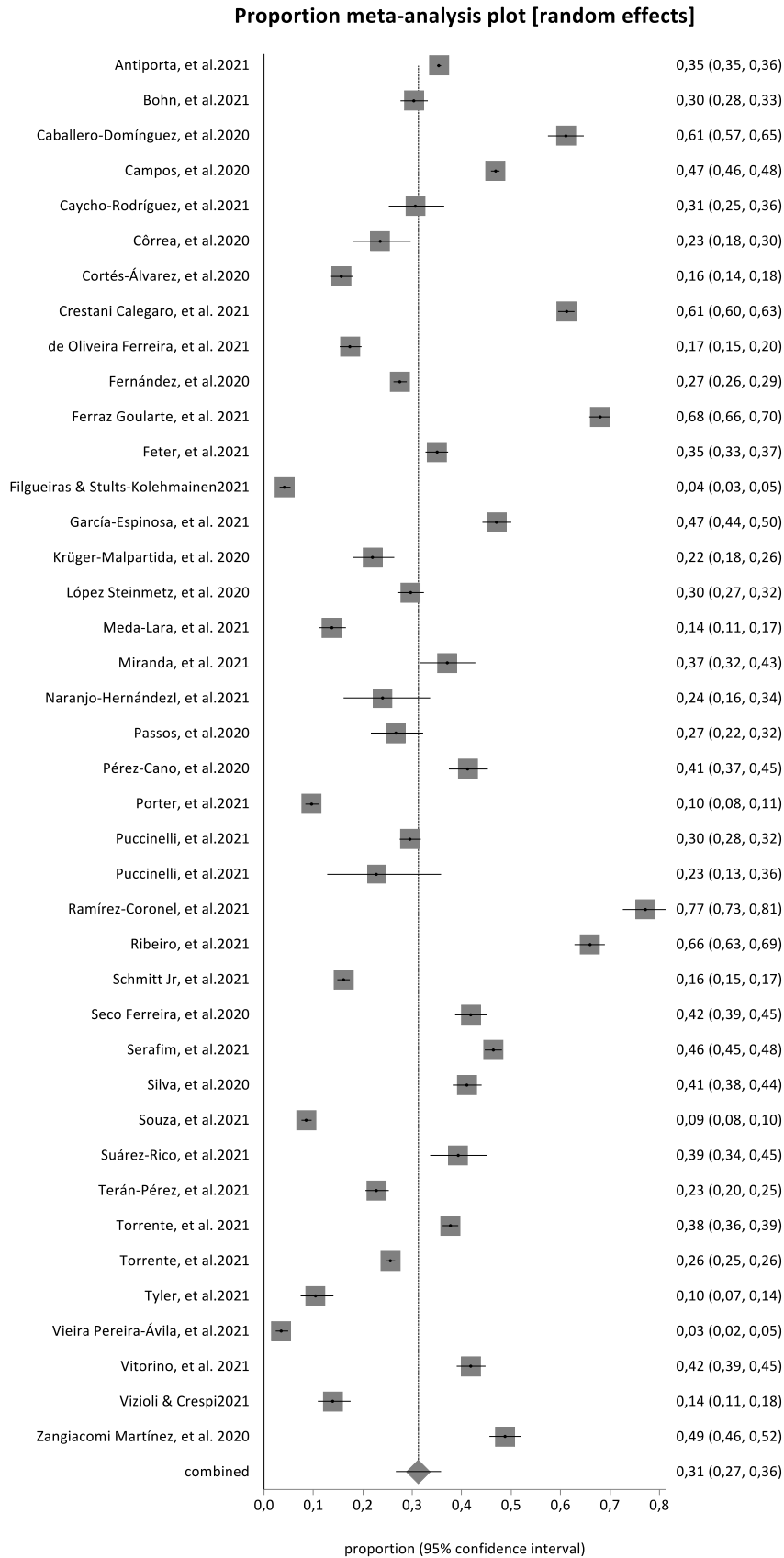
Note.  $R^2_{adj} = .118$  (N = 36, p = .095)

*Table S4. Regression coefficients for predicting stress symptoms*

Variable	B	SE	$\beta$	t	p
Cases (1/millon)	.49	11.52	.03	.04	.967
Deaths (1/millon)	-111.92	452.25	-.30	-.25	.809
Lockdown stringency index	.67	1.88	.11	.36	.728
Days since beginning of the pandemic	.32	.56	.52	.58	.574

Note.  $R^2_{adj} = -.226$  (N = 17, p = .896)

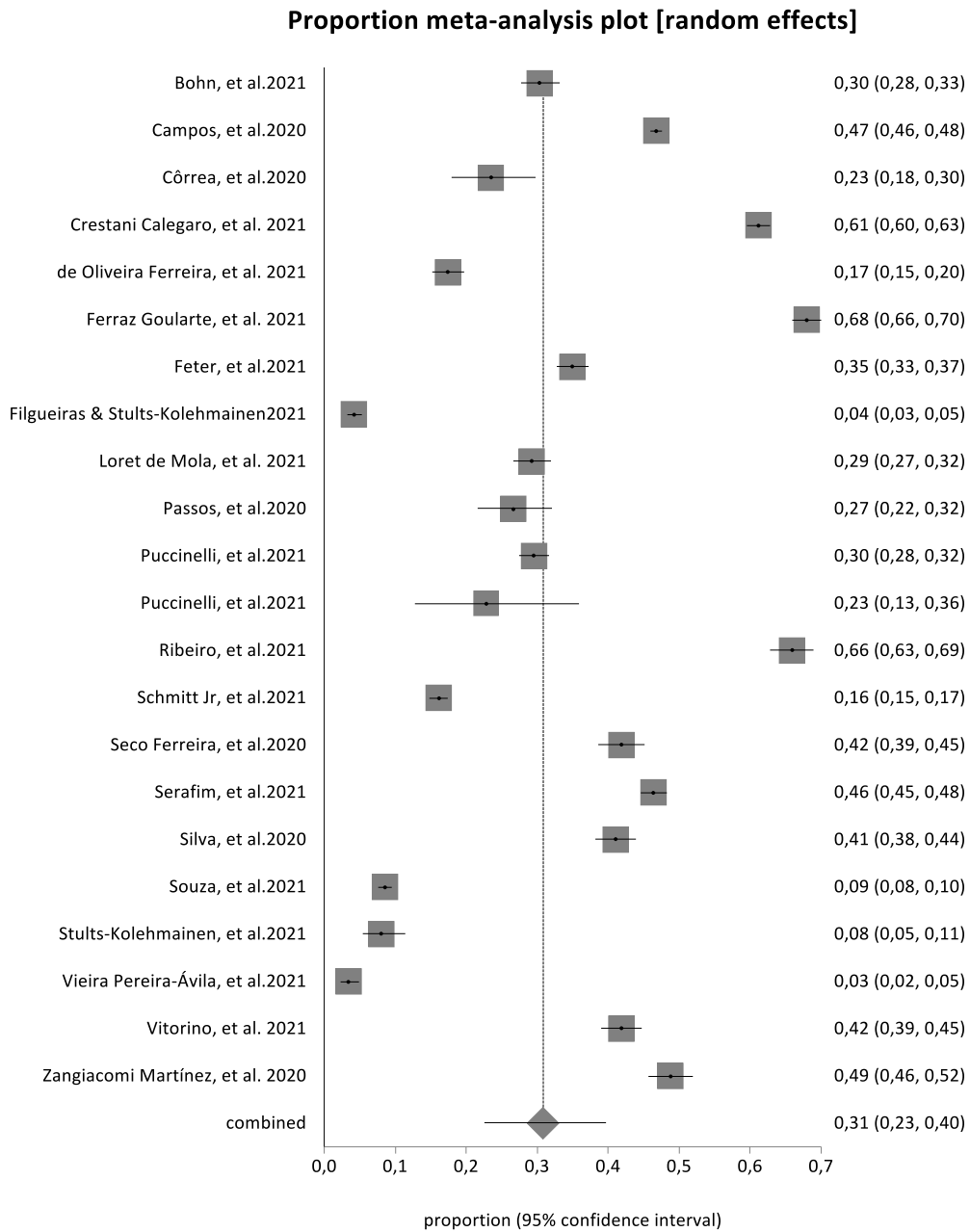
**Figure S1. Prevalence of depressive symptoms in cross-sectional studies**



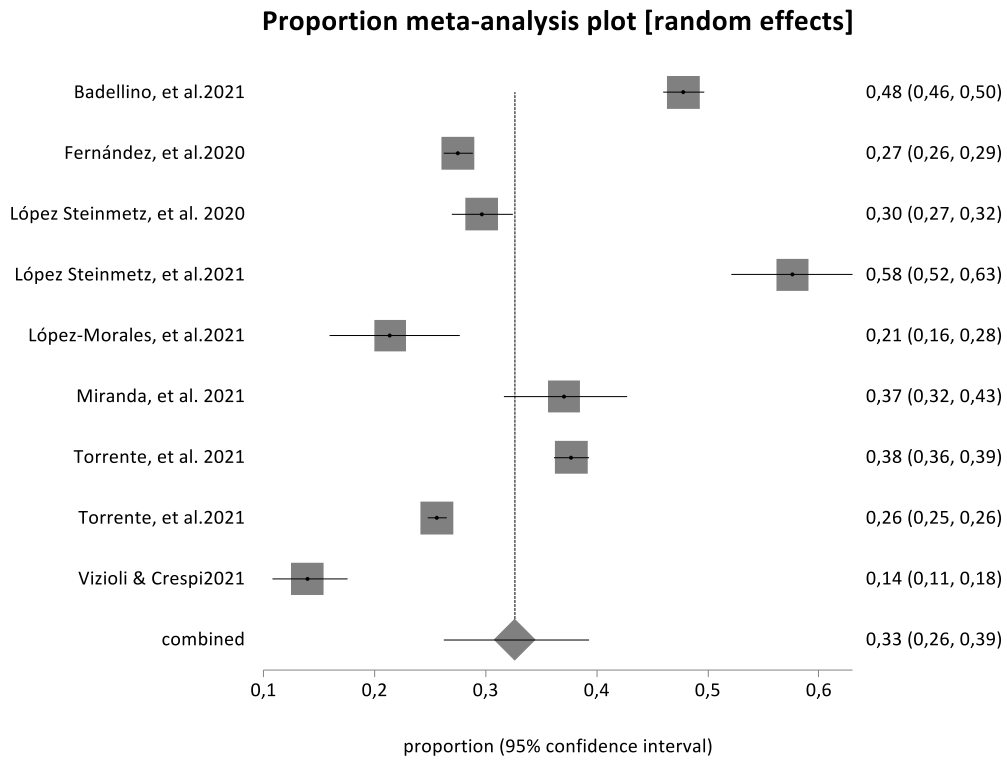


**Figure S2. Prevalence of depressive symptoms by country**

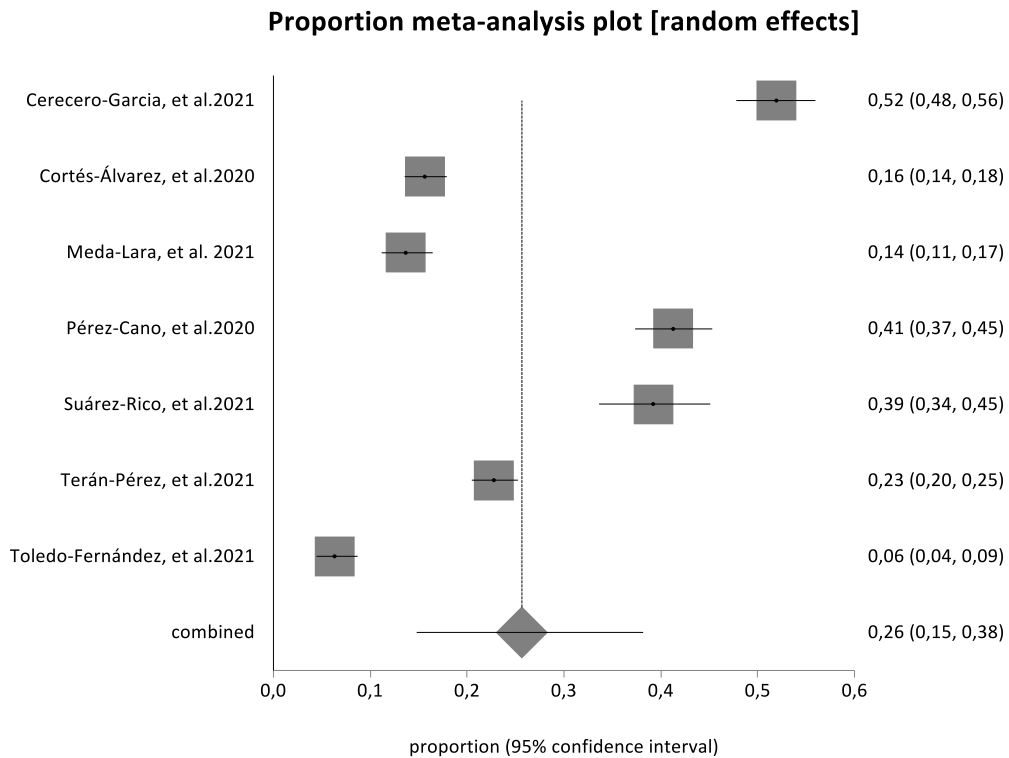
**a. Brazil**



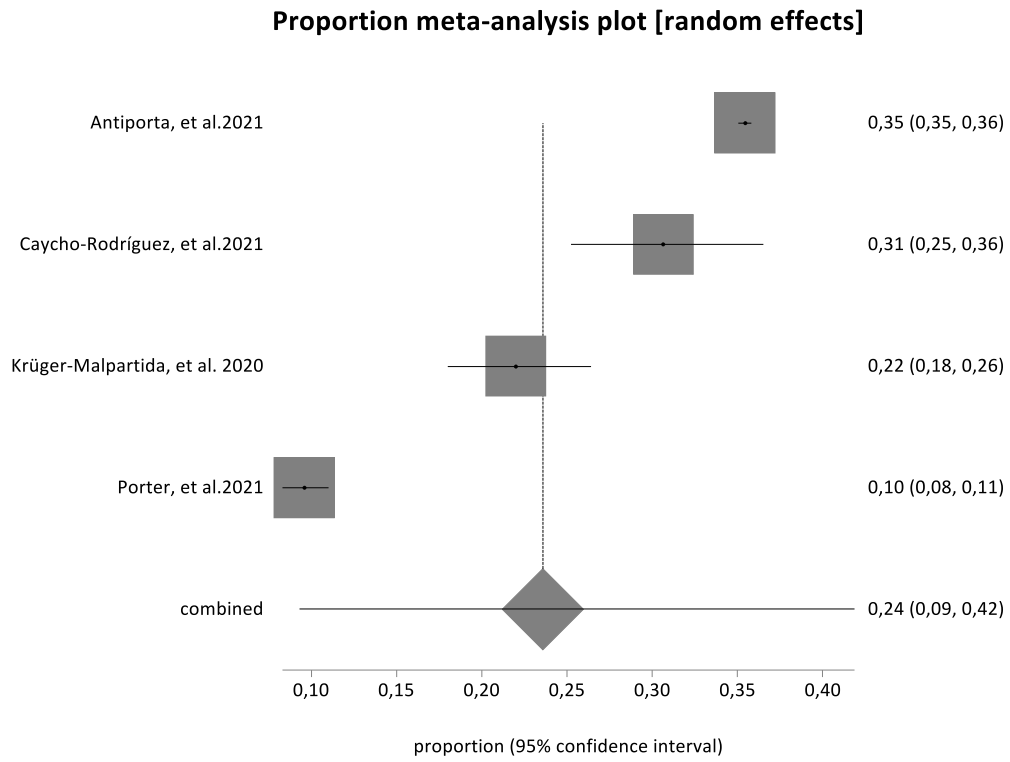
## b. Argentina



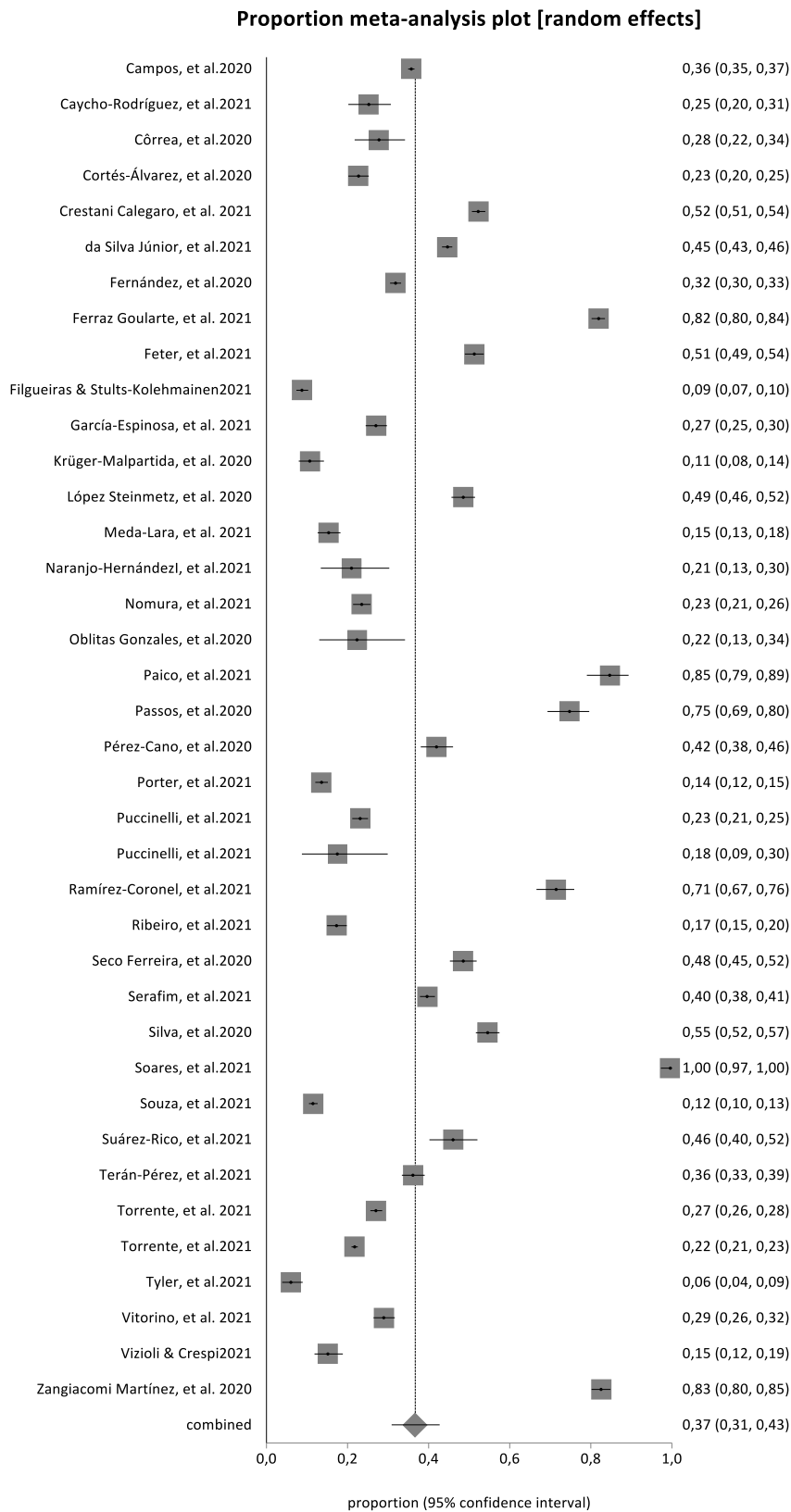
## c. Mexico



## d. Peru

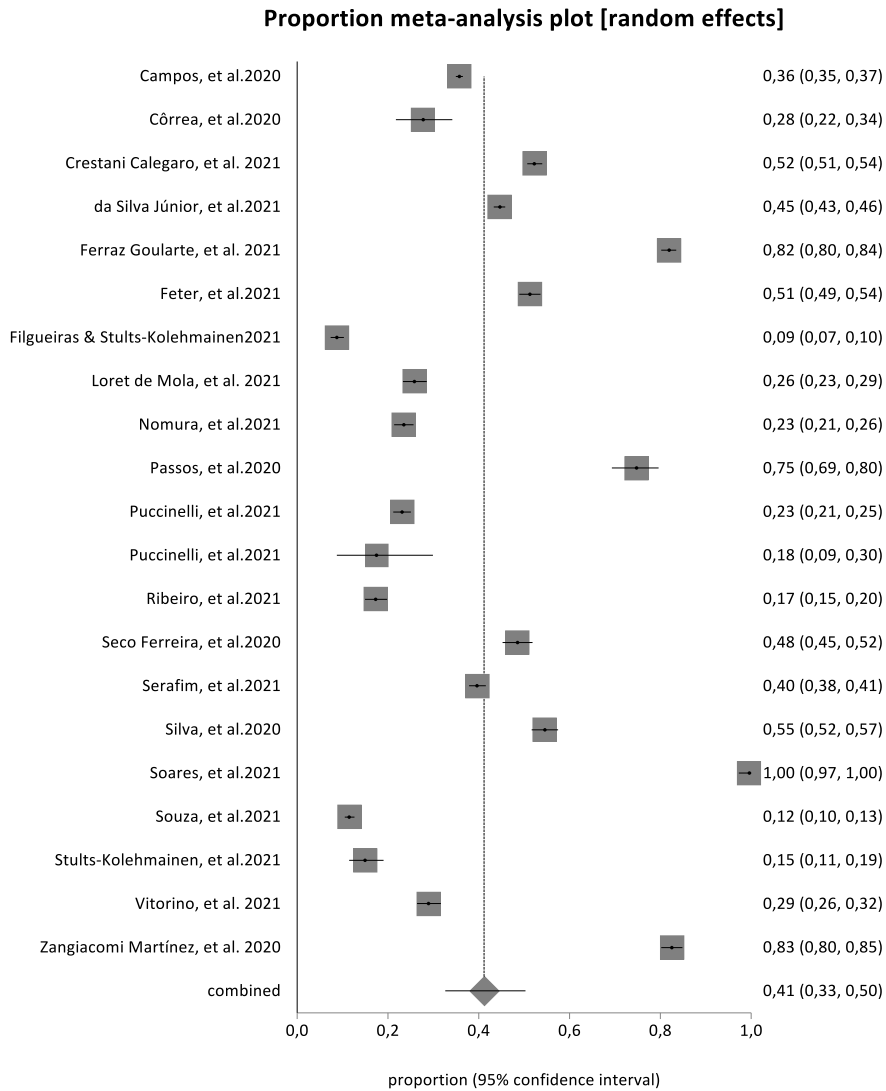


**Figure S3. Prevalence of anxiety symptoms in cross-sectional studies**

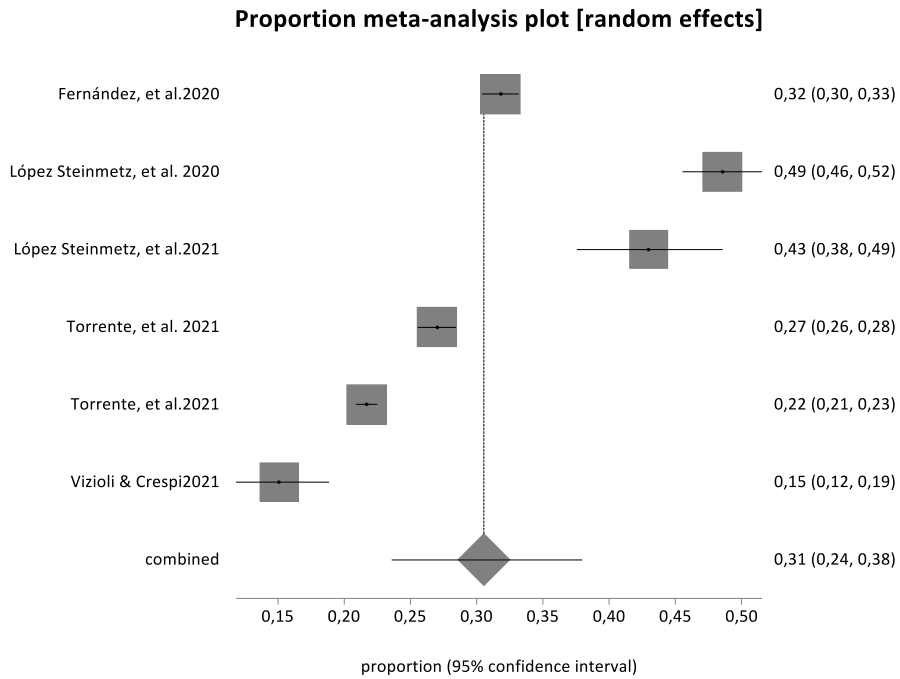


**Figure S4. Prevalence of anxiety symptoms by country**

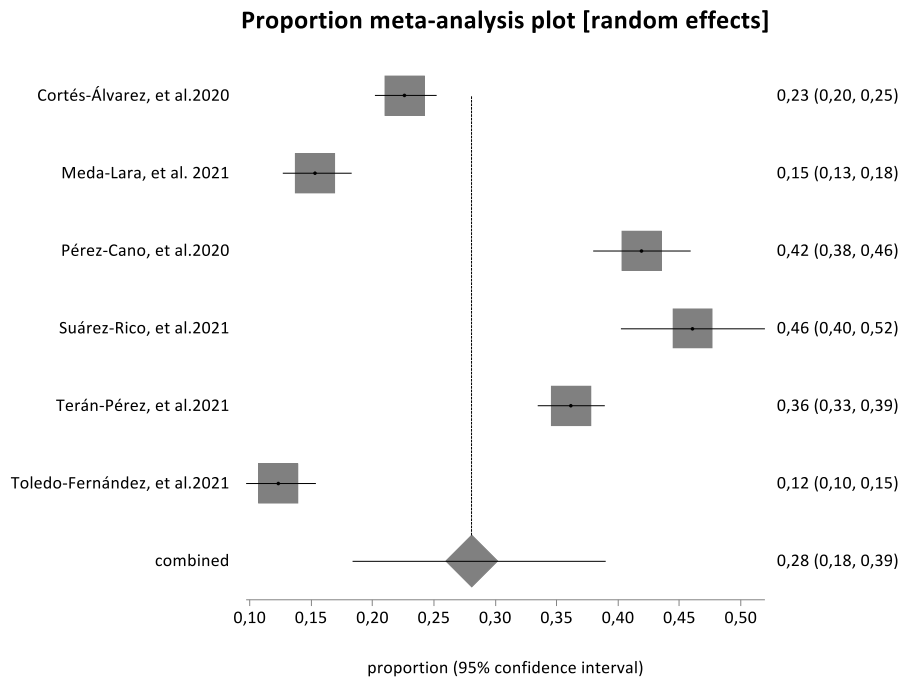
**a. Brazil**



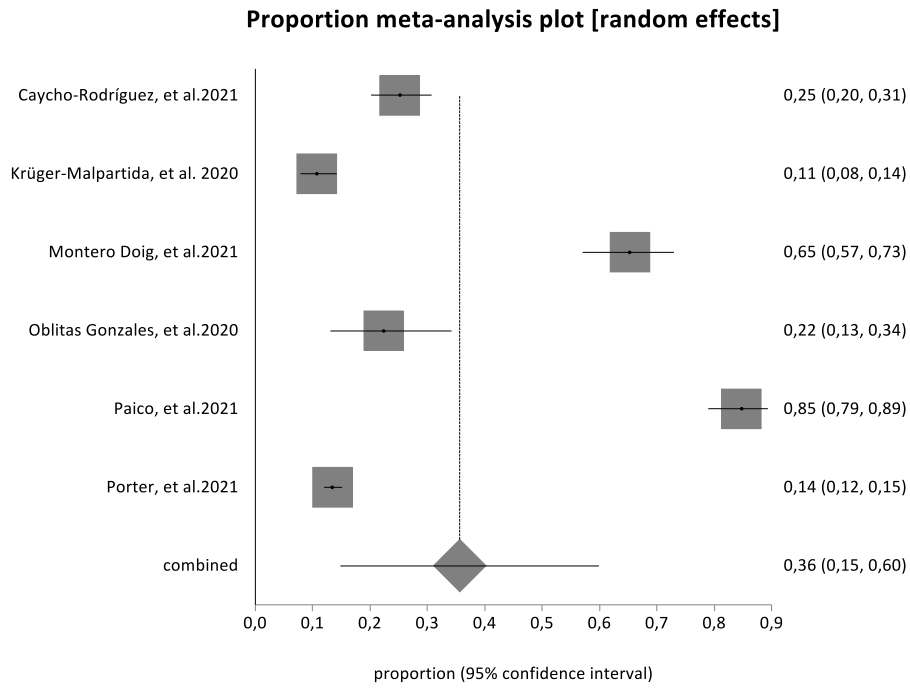
## b. Argentina



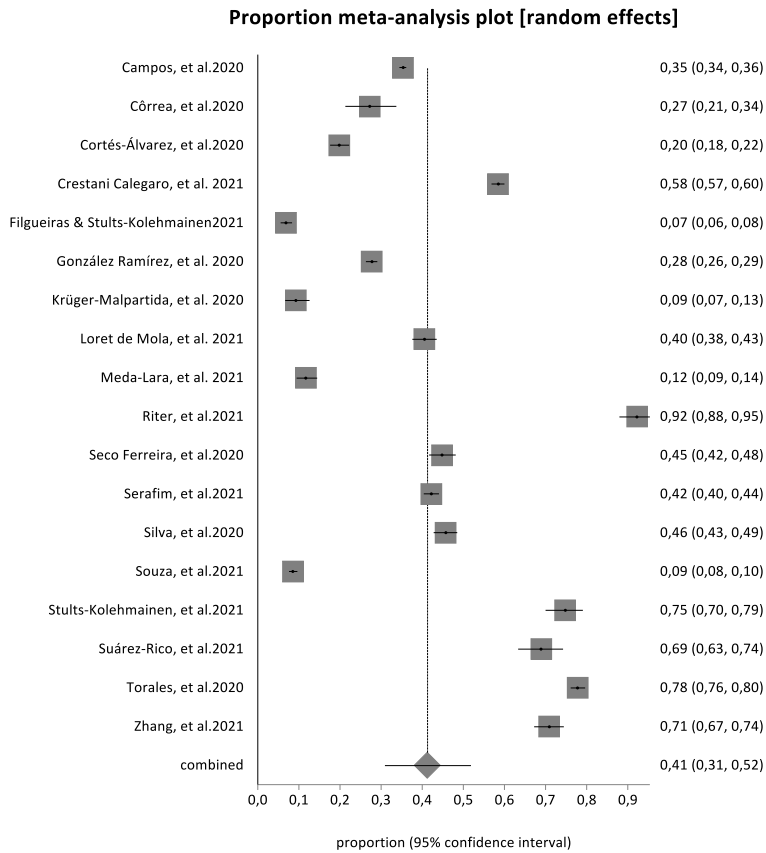
## c. Mexico



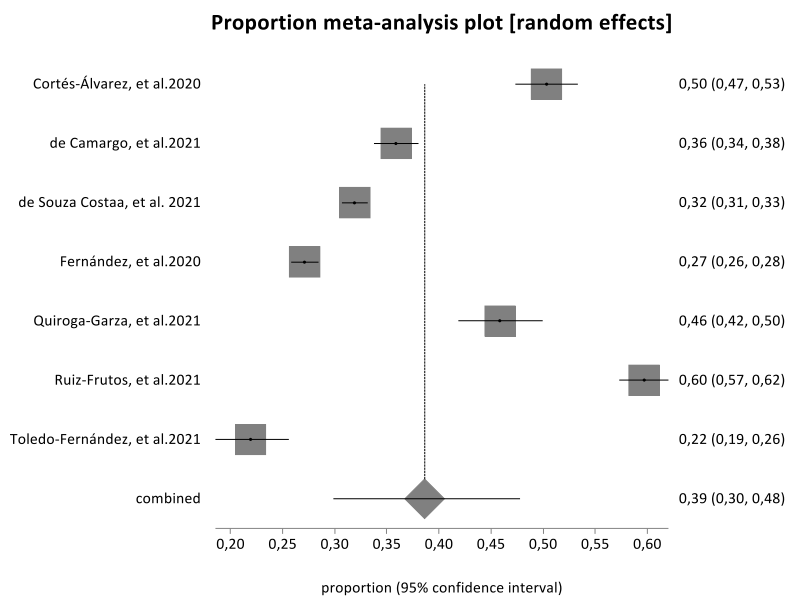
## d. Peru



**Figure S5: Prevalence of stress symptoms**

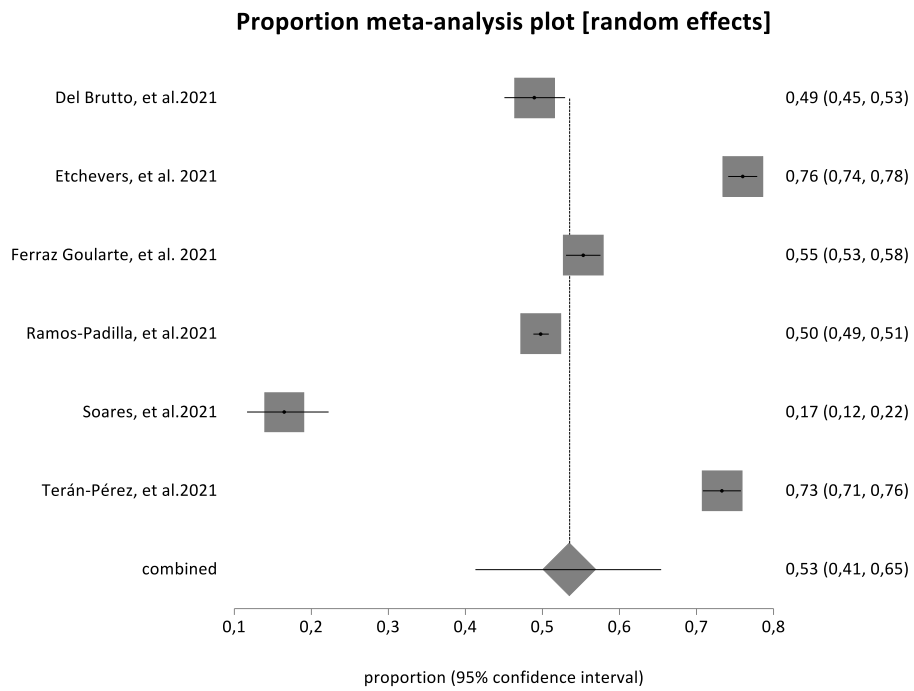


**Figure S6. Prevalence of distress symptoms**

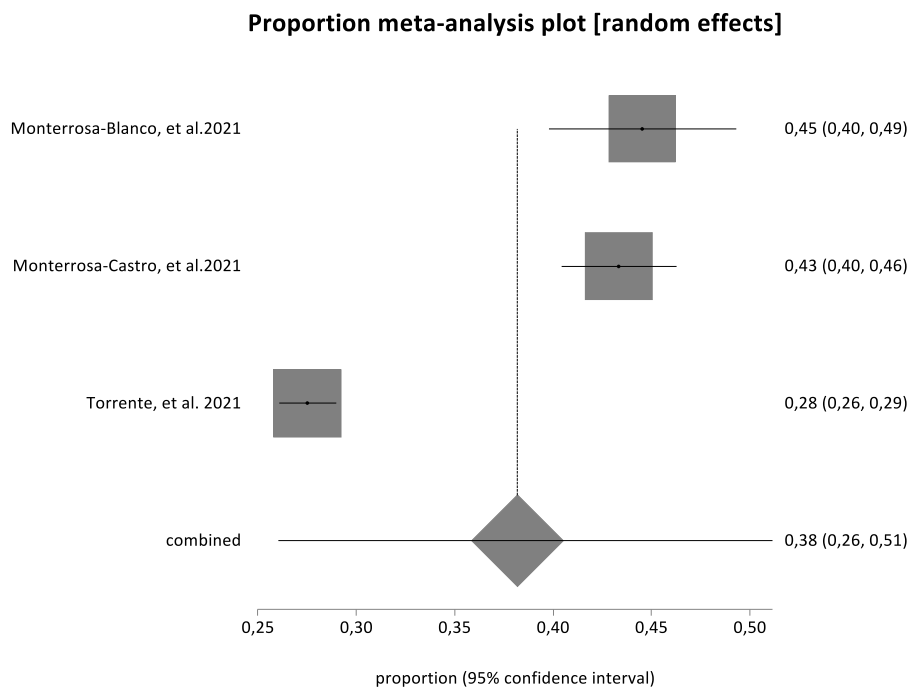




**Figure S7. Prevalence of sleep quality problems**



**Figure S8. Prevalence of loneliness**



## References of included studies

1. Antiporta, D. A., Cutipé, Y. L., Mendoza, M., Celentano, D. D., Stuart, E. A., & Bruni, A. (2021). Depressive symptoms among Peruvian adult residents amidst a National Lockdown during the COVID-19 pandemic. *BMC Psychiatry*, *21*(1). <https://doi.org/10.1186/s12888-021-03107-3>
2. Badellino, H., Gobbo, M. E., Torres, E., & Aschieri, M. E. (2021). Early indicators and risk factors associated with mental health problems during COVID-19 quarantine: Is there a relationship with the number of confirmed cases and deaths? *International Journal of Social Psychiatry*, *67*(5), 567-575. <https://doi.org/10.1177/0020764020966020>
3. Badellino, H., Gobbo, M. E., Torres, E., Aschieri, M. E., Biotti, M., Alvarez, V., Gigante, C., & Cachiarelli, M. (2021). «It's the economy, stupid»: Lessons of a longitudinal study of depression in Argentina. *The International journal of social psychiatry*, 20764021999687. <https://doi.org/10.1177/0020764021999687>
4. Bohn, L., Gomes, S., Neto, E. S. D. Q., Lage, A. C. S. D. S., de Freitas, M. D. D. B., Magalhães, F. D. P., Mota, J., & Soares Miranda, L. (2021). Predictors of Lower Depression Levels in Older Adults During COVID-19 Lockdown. *Journal of Applied Gerontology*. <https://doi.org/10.1177/07334648211025116>
5. Caballero-Domínguez, C. C., Jiménez-Villamizar, M. P., & Campo-Arias, A. (2020). Suicide risk during the lockdown due to coronavirus disease (COVID-19) in Colombia. *Death studies*, 1-6. <https://doi.org/10.1080/07481187.2020.1784312>
6. Calegario, V. C., Ramos-Lima, L. F., Hoffmann, M. S., Zoratto, G., Kerber, N., Dala Costa, F. C., Picinin, V. D., Köchler, J., Rodrigues, L., Maciel, L., Braun, L. E., Girardi, F. L., Cecatto, G. O., Weber, L. P., Rodrigues, B. F., Bertolazi, A.

- N., de Oliveira, J. M., Negretto, B. L., & de Mello, A. F. (2021). Closed Doors: Predictors of Stress, Anxiety, Depression, and PTSD During the Onset of COVID-19 Pandemic in Brazil. *medRxiv*, 2021.08.18.21262061.  
<https://doi.org/10.1101/2021.08.18.21262061>
7. Campos, J. A. D. B., Martins, B. G., Campos, L. A., Marôco, J., Saadiq, R. A., & Ruano, R. (2020). Early psychological impact of the COVID-19 pandemic in Brazil: A national survey. *Journal of Clinical Medicine*, 9(9), 1-14.  
<https://doi.org/10.3390/jcm9092976>
  8. Caycho-Rodríguez, T., Tomás, J. M., Vilca, L. W., García, C. H., Rojas-Jara, C., White, M., & Peña-Calero, B. N. (2021). Predictors of mental health during the COVID-19 pandemic in older adults: The role of socio-demographic variables and COVID-19 anxiety. *Psychology, health & medicine*, 1-13.  
<https://doi.org/10.1080/13548506.2021.1944655>
  9. Cerecero-Garcia, D., Vermandere, H., Bojorquez, I., Gómez-Castro, J., Arturo Sánchez-Ochoa, J., Martínez-Dávalos, A., Huerta-Icelo, I., & Bautista-Arredondo, S. (2021). Profiles of Depressive Symptoms Among Men Who Have Sex With Men and Transgender Women During the COVID-19 Outbreak in Mexico: A Latent Class Analysis. *Frontiers in public health*, 9, 598921.  
<https://doi.org/10.3389/fpubh.2021.598921>
  10. Cheung, T., Lam, S. C., Lee, P. H., Xiang, Y. T., & Yip, P. S. F. (2020). Global Imperative of Suicidal Ideation in 10 Countries Amid the COVID-19 Pandemic. *Frontiers in Psychiatry*, 11. <https://doi.org/10.3389/fpsy.2020.588781>
  11. Côrrea, C. A., Verlengia, R., Ribeiro, A. G. S. V., & Crisp, A. H. (2020). Níveis de estresse, ansiedade, depressão e fatores associados durante a pandemia de COVID-19 em praticantes de Yoga<sup>^</sup>iptLevels of stress, anxiety, depression and

- associated factors during the COVID-19 pandemic in Yoga practitioners<sup>^</sup>ien.  
*Rev. bras. ativ. fís. saúde*, 25, 1-7.
12. Cortés-Álvarez, N. Y., Piñeiro-Lamas, R., & Vuelas-Olmos, C. R. (2020). Psychological Effects and Associated Factors of COVID-19 in a Mexican Sample. *Disaster medicine and public health preparedness*, 14(3), 413-424.  
<https://doi.org/10.1017/dmp.2020.215>
13. da Silva Júnior, A. E., de Lima Macena, M., de Oliveira, A. D. S., Praxedes, D. R. S., de Oliveira Maranhão Pureza, I. R., & Bueno, N. B. (2021). Racial Differences in Generalized Anxiety Disorder During the COVID-19 Pandemic among Brazilian University Students: A National Survey. *Journal of racial and ethnic health disparities*. <https://doi.org/10.1007/s40615-021-01107-3>
14. De Boni, R. B., Ribeiro-Alves, M., Mota, J. C., Gomes, M., Balanzá-Martínez, V., Kapczinski, F., & Bastos, F. I. (2021). The cumulative effect of multiple dimensions of lifestyle on risky drinking during the Covid-19 pandemic. *Preventive Medicine*, 150. <https://doi.org/10.1016/j.ypmed.2021.106718>
15. de Camargo, E. M., Piola, T. S., Dos Santos, L. P., de Borba, E. F., de Campos, W., & da Silva, S. G. (2021). Frequency of physical activity and stress levels among brazilian adults during social distancing due to the coronavirus (Covid-19): Cross-sectional study. *Sao Paulo Medical Journal*, 139(4), 325-330.  
<https://doi.org/10.1590/1516-3180.2020.0706.R1.0802021>
16. de Souza Costa, D., Paula, J. J. de, Serpa, A. L. d. O., Diaz, A. P., Rocha, M. C. M. da, & Pinto, A. L. B. (2021). Predictors of Psychological Distress and Prevalence of Self-reported Mental Disorders Across Healthcare Professionals and the General Population During the COVID-19 Outbreak in Brazil. *PsyArXiv*. <https://doi.org/10.31234/osf.io/szhnx>

17. Del Brutto, O. H., Mera, R. M., Costa, A. F., Recalde, B. Y., & Castillo, P. R. (2021). Sleep quality deterioration in middle-aged and older adults living in a rural Ecuadorian village severely struck by the SARS-CoV-2 pandemic. A population-based longitudinal prospective study. *Sleep*.  
<https://doi.org/10.1093/sleep/zsab041>
18. Etchevers, M. J., Garay, C. J., Putrino, N. I., Helmich, N., & Lunansky, G. (2021). Argentinian Mental Health During the COVID-19 Pandemic: A Screening Study of the General Population During Two Periods of Quarantine. *Clinical Psychology in Europe*, 3(1), 1-17. <https://doi.org/10.32872/cpe.4519>
19. Fernández, R. S., Crivelli, L., Guimet, N. M., Allegri, R. F., & Pedreira, M. E. (2020). Psychological distress associated with COVID-19 quarantine: Latent profile analysis, outcome prediction and mediation analysis. *Journal of Affective Disorders*, 277, 75-84. <https://doi.org/10.1016/j.jad.2020.07.133>
20. Ferreira, F. O., Lopes-Silva, J. B., Siquara, G. M., Manfroí, E. C., & de Freitas, P. M. (2021). Coping in the Covid-19 pandemia: How different resources and strategies can be risk or protective factors to mental health in the Brazilian population. *Health Psychol Behav Med*, 9(1), 182-205.  
<https://doi.org/10.1080/21642850.2021.1897595>
21. Feter, N., Caputo, E. L., Doring, I. R., Leite, J. S., Cassuriaga, J., Reichert, F. F., da Silva, M. C., Coombes, J. S., & Rombaldi, A. J. (2021). Sharp increase in depression and anxiety among Brazilian adults during the COVID-19 pandemic: Findings from the PAMPA cohort. *Public Health (Elsevier)*, 190, 101-107.  
<https://doi.org/10.1016/j.puhe.2020.11.013>
22. Filgueiras, A., & Stults-Kolehmainen, M. (2021). Risk Factors for Potential Mental Illness Among Brazilians in Quarantine Due To COVID-19.

*Psychological reports*, 33294120976628.

<https://doi.org/10.1177/0033294120976628>

23. García-Espinosa, P., Ortiz-Jiménez, X., Botello-Hernández, E., Aguayo-Samaniego, R., Leija-Herrera, J., & Góngora-Rivera, F. (2021). Psychosocial impact on health-related and non-health related university students during the COVID-19 pandemic. Results of an electronic survey. *Rev Colomb Psiquiatr.* <https://doi.org/10.1016/j.rcp.2021.04.008>
24. González Ramírez, L. P., Martínez Arriaga, R. J., Hernández-Gonzalez, M. A., & De la Roca-Chiapas, J. M. (2020). Psychological Distress and Signs of Post-Traumatic Stress in Response to the COVID-19 Health Emergency in a Mexican Sample. *Psychol Res Behav Manag*, 13, 589-597. <https://doi.org/10.2147/prbm.S259563>
25. Goularte, J. F., Serafim, S. D., Colombo, R., Hogg, B., Caldieraro, M. A., & Rosa, A. R. (2021). COVID-19 and mental health in Brazil: Psychiatric symptoms in the general population. *Journal of Psychiatric Research*, 132, 32-37. <https://doi.org/10.1016/j.jpsychires.2020.09.021>
26. Guzmán-Muñoz, E., Concha-Cisternas, Y., Oñate-Barahona, A., Lira-Cea, C., Cigarroa-Cuevas, I., Méndez-Rebolledo, G., Castillo-Retamal, M., Valdés-Badilla, P., & Zapata-Lamana, R. (2020). [Factors associated with low quality of life in Chilean adults during the COVID-19 quarantine]. *Rev Med Chil*, 148(12), 1759-1766. <https://doi.org/10.4067/s0034-98872020001201759>
27. Krüger-Malpartida, H., Pedraz-Petrozzi, B., Arevalo-Flores, M., Samalvides-Cuba, F., Anculle-Arauco, V., & Dancuart-Mendoza, M. (2020). Effects on Mental Health After the COVID-19 Lockdown Period: Results From a

- Population Survey Study in Lima, Peru. *Clinical Medicine Insights: Psychiatry*, 1-9. <https://doi.org/10.1177/1179557320980423>
28. López Steinmetz, L. C., Dutto Florio, M. A., Leyes, C. A., Fong, S. B., Rigalli, A., & Godoy, J. C. (2020). Levels and predictors of depression, anxiety, and suicidal risk during COVID-19 pandemic in Argentina: The impacts of quarantine extensions on mental health state. *Psychology, health & medicine*, 1-17. <https://doi.org/10.1080/13548506.2020.1867318>
29. López Steinmetz, L. C., Godoy, J. C., & Fong, S. B. (2021). A longitudinal study on depression and anxiety in college students during the first 106-days of the lengthy Argentinean quarantine for the COVID-19 pandemic. *Journal of Mental Health*. <https://doi.org/10.1080/09638237.2021.1952952>
30. López-Morales, H., del Valle, M. V., Canet-Juric, L., Andrés, M. L., Galli, J. I., Poó, F., & Urquijo, S. (2021). Mental health of pregnant women during the COVID-19 pandemic: A longitudinal study. *Psychiatry Research*, 295. <https://doi.org/10.1016/j.psychres.2020.113567>
31. Loret de Mola, C., Martins-Silva, T., Carpena, M. X., Del-Ponte, B., Blumenberg, C., Martins, R. C., Dias, I. M., Terribele, F. B., de Avila, A. B., Marmitt, L. P., Meucci, R., & Cesar, J. A. (2021). Maternal mental health before and during the COVID-19 pandemic in the 2019 Rio Grande birth cohort. *Revista brasileira de psiquiatria (Sao Paulo, Brazil : 1999)*. <https://doi.org/10.1590/1516-4446-2020-1673>
32. Martinez, E. Z., Silva, F. M., Morigi, T. Z., Zucoloto, M. L., Silva, T. L., Joaquim, A. G., Dallagnol, G., Galdino, G., Martinez, M. O. Z., & Silva, W. R. da. (2020). Physical activity in periods of social distancing due to COVID-19: A cross-sectional survey^ienAtividade física em períodos de distanciamento social

- devidos à COVID-19: Um estudo transversal<sup>ipt</sup>. *Ciênc. Saúde Colet*, 25(supl.2), 4157-4168.
33. Meda-Lara, R. M., Muñoz-Valle, J. F., Juárez-Rodríguez, P., Figueroa-López, C., Herrero, M., de Santos Ávila, F., Palomera-Chávez, A., Yeo Ayala, C., & Moreno-Jiménez, B. (2021). Psychological responses to COVID-19 in a Mexican population: An exploratory study during second and third phases. *Psychology, health & medicine*, 1-8.  
<https://doi.org/10.1080/13548506.2021.1883689>
34. Miranda, A. R., Scotta, A. V., Cortez, M. V., & Soria, E. A. (2021). Triggering of postpartum depression and insomnia with cognitive impairment in Argentinian women during the pandemic COVID-19 social isolation in relation to reproductive and health factors. *Midwifery*, 102, 103072.  
<https://doi.org/10.1016/j.midw.2021.103072>
35. Montero Doig, A. M., Torres, G. Y., & Correa-Lopez, L. E. (2021). Resilience, anxiety and eating habits of the south-east amazon population before and during the pandemic. *Revista de la Facultad de Medicina Humana*, 21(3), 557-563.  
<https://doi.org/10.25176/RFMH.V21I3.3732>
36. Monterrosa-Blanco, A., Monterrosa-Castro, Á., & González-Sequeda, A. (2021). Online assessment of the perception of loneliness and associated factors in Colombian climacteric women during the COVID-19 pandemic: A cross-sectional study. *Health Promotion Perspectives*, 11(2), 230-239.  
<https://doi.org/10.34172/hpp.2021.28>
37. Monterrosa-Castro, Á., Monterrosa-Blanco, A., & González-Sequeda, A. (2021). Perceived Loneliness and Severe Sleep Disorders in Adult Women during the Covid-19 Quarantine: A Cross-Sectional Study in Colombia. *Journal*



- of Primary Care & Community Health*, 1-8.  
<https://doi.org/10.1177/21501327211025170>
38. Naranjo-Hernández, Y., Mayor-Walton, S., Rivera-García, O. de la, & González-Bernal, R. (2021). Estados emocionales de adultos mayores en aislamiento social durante la COVID-19^iesEmotional states of older adults in social isolation during COVID-19^ienEstados emocionais de idosos em isolamento social durante COVID-19^ipt. *Rev. inf. cient*, 100(2). [es](#)
39. Nomura, R., Tavares, I., Ubinha, A. C., Costa, M. L., Opperman, M. L., Brock, M., Trapani, A., Damasio, L., Reis, N., Borges, V., Zaconeta, A., Araujo, A. C., & Ruano, R. (2021). Impact of the covid-19 pandemic on maternal anxiety in Brazil. *Journal of Clinical Medicine*, 10(4), 1-14.  
<https://doi.org/10.3390/jcm10040620>
40. Oblitas González Correo, A., & Sempertegui Sánchez Correo, N. (2020). Ansiedad en tiempos de aislamiento social por COVID-19. Chota, Perú, 2020. *Avances en Enfermería*, 38, 11-21.  
<https://doi.org/10.15446/av.enferm.v38n2.87589>
41. Paico, N. I. H., Sebastian, S. D., Vergaray, J. M., Arellano, E. G. R., & Navarro, E. R. (2021). Anxiety and aggressiveness in Peruvian postgraduate students in COVID-19 context. *European Journal of Molecular and Clinical Medicine*, 8(3), 713-726.
42. Passos, L., Prazeres, F., Teixeira, A., & Martins, C. (2020). Impact on mental health due to covid-19 pandemic: Cross-sectional study in portugal and brazil. *International Journal of Environmental Research and Public Health*, 17(18), 1-13. <https://doi.org/10.3390/ijerph17186794>

43. Pereira-Ávila, F. M. V., Lam, S. C., Goulart, M. de C. e L., Góes, F. G. B., Pereira-Caldeira, N. M. V., & Gir, E. (2021). Fatores associados aos sintomas de depressão entre idosos durante a pandemia da covid-19. *Texto & Contexto - Enfermagem*, 30. <https://doi.org/10.1590/1980-265X-TCE-2020-0380>
44. Pérez-Cano, H. J., Moreno-Murguía, M. B., Morales-López, O., Crow-Buchanan, O., English, J. A., Lozano-Alcázar, J., & Somilleda-Ventura, S. A. (2020). Anxiety, depression, and stress in response to the coronavirus disease-19 pandemic. *Cirugia y Cirujanos (English Edition)*, 88(5), 562-568. <https://doi.org/10.24875/CIRU.20000561>
45. Porter, C., Favara, M., Hittmeyer, A., Scott, D., Sánchez Jiménez, A., Ellanki, R., Woldehanna, T., Duc, L. T., Craske, M. G., & Stein, A. (2021). Impact of the COVID-19 pandemic on anxiety and depression symptoms of young people in the global south: Evidence from a four-country cohort study. *BMJ Open*, 11(4). <https://doi.org/10.1136/bmjopen-2021-049653>
46. Puccinelli, P. J., Costa, T. S., Seffrin, A., de Lira, C. A. B., Vancini, R. L., Knechtle, B., Nikolaidis, P. T., & Andrade, M. S. (2021). Physical Activity Levels and Mental Health during the COVID-19 Pandemic: Preliminary Results of a Comparative Study between Convenience Samples from Brazil and Switzerland. *Medicina (Kaunas, Lithuania)*, 57(1). <https://doi.org/10.3390/medicina57010048>
47. Puccinelli, P. J., da Costa, T. S., Seffrin, A., de Lira, C. A. B., Vancini, R. L., Nikolaidis, P. T., Knechtle, B., Rosemann, T., Hill, L., & Andrade, M. S. (2021). Reduced level of physical activity during COVID-19 pandemic is associated with depression and anxiety levels: An internet-based survey. *BMC Public Health*, 21(1), 1-11. <https://doi.org/10.1186/s12889-021-10470-z>

48. Quiroga-Garza, A., Cepeda-Lopez, A. C., Villarreal Zambrano, S., Villalobos-Daniel, V. E., Carreno, D. F., & Eisenbeck, N. (2021). How Having a Clear Why Can Help Us Cope With Almost Anything: Meaningful Well-Being and the COVID-19 Pandemic in México. *Front Psychol*, *12*, 648069.  
<https://doi.org/10.3389/fpsyg.2021.648069>
49. Ramírez-Coronel, A. A., Cárdenas-Castillo, P. F., Martínez-Suárez, P. C., Yambay-Bautista, X. R., Mesa-Cano, I. C., Minchala-Urgilés, R. E., Andrade-Molina, M. C., Sarmiento-Pesántez, M. M., González-León, F. M., Pogoyo-Morocho, G. L., Cárdenas-Cordero, A. J., Cordero-Zumba, N. B., Pogoyo-Morocho, M. V., Faicán-Rocano, P. F., & Arcos-Coronel, F. E. (2020). Psychological impact of covid-19 confinement towards a new anxiety-depressive clinimetric construct in adult women of azogues. *Archivos Venezolanos de Farmacología y Terapéutica*, *39*(8), 923-934.  
<https://doi.org/10.5281/zenodo.4542465>
50. Ramos-Padilla, P., Villavicencio-Barriga, V. D., Cárdenas-Quintana, H., Abril-Merizalde, L., Solís-Manzano, A., & Carpio-Arias, T. V. (2021). Eating habits and sleep quality during the covid-19 pandemic in adult population of Ecuador. *International Journal of Environmental Research and Public Health*, *18*(7).  
<https://doi.org/10.3390/ijerph18073606>
51. Ribeiro, F. S., Santos, F. H., Anunciação, L., Barrozo, L., Landeira-Fernandez, J., & Leist, A. K. (2021). Exploring the frequency of anxiety and depression symptoms in a brazilian sample during the covid-19 outbreak. *International Journal of Environmental Research and Public Health*, *18*(9).  
<https://doi.org/10.3390/ijerph18094847>

52. Riter, H. da S., Almeida, M. L., Vescovi, G., Marques, F. M., Pedrotti, B. G., Mallmann, M. Y., Pieta, M. A. M., & Frizzo, G. B. (2021). Symptoms of common mental disorders in Brazilian parents during the COVID-19 pandemic: Associated factors. *Psychological Studies*, No-Specified. <https://doi.org/10.1007/s12646-021-00609-8>
53. Ruiz-Frutos, C., Palomino-Baldeón, J. C., Ortega-Moreno, M., Villavicencio-Guardia, M. D. C., Dias, A., Bernardes, J. M., & Gómez-Salgado, J. (2021). Effects of the COVID-19 Pandemic on Mental Health in Peru: Psychological Distress. *Healthcare (Basel)*, 9(6). <https://doi.org/10.3390/healthcare9060691>
54. Schmitt, A. A., Brenner, A. M., Primo de Carvalho Alves, L., Claudino, F. C. de A., Fleck, M. P. de A., Rocha, N. S., & Schmitt, A. A., Jr. (2021). Potential predictors of depressive symptoms during the initial stage of the COVID-19 outbreak among Brazilian adults. *Journal of Affective Disorders*, 282, 1090-1095. <https://doi.org/10.1016/j.jad.2020.12.203>
55. Scotta, A. V., Cortez, M. V., & Miranda, A. R. (2020). Insomnia is associated with worry, cognitive avoidance and low academic engagement in Argentinian university students during the COVID-19 social isolation. *Psychology, health & medicine*, 1-16. <https://doi.org/10.1080/13548506.2020.1869796>
56. Seco Ferreira, D. C., Oliveira, W. L., Costa Delabrida, Z. N., Faro, A., & Cerqueira-Santos, E. (2020). Intolerance of uncertainty and mental health in Brazil during the COVID-19 pandemic. *Intolerância a incerteza e saúde mental no Brasil durante a pandemia de COVID-19*. *Suma psicol*, 27(1), 62-69.
57. Serafim, A. P., Durães, R. S. S., Rocca, C. C. A., Gonçalves, P. D., Saffi, F., Cappellozza, A., Paulino, M., Dumas-Diniz, R., Brissos, S., Brites, R., Alho, L., & Lotufo-Neto, F. (2021). Exploratory study on the psychological impact of

- COVID-19 on the general Brazilian population. *PLoS ONE*, 16(2 February).  
<https://doi.org/10.1371/journal.pone.0245868>
58. Silva, L. R. B., Seguro, C. S., de Oliveira, C. G. A., Santos, P. O. S., de Oliveira, J. C. M., de Souza Filho, L. F. M., de Paula Júnior, C. A., Gentil, P., & Rebelo, A. C. S. (2020). Physical Inactivity Is Associated With Increased Levels of Anxiety, Depression, and Stress in Brazilians During the COVID-19 Pandemic: A Cross-Sectional Study. *Frontiers in Psychiatry*, 11.  
<https://doi.org/10.3389/fpsyt.2020.565291>
59. Soares, L. L., Leite, L. B., Guilherme, L. Q., Rezende, L. M., Noce, F., & Pussieldi, G. (2021). Anxiety, sleep quality and mood in elite athletes during the COVID-19 pandemic: A preliminary study. *J Sports Med Phys Fitness*.  
<https://doi.org/10.23736/s0022-4707.21.12276-5>
60. Souza, A. S. R., Souza, G. F. A., Souza, G. A., Cordeiro, A. L. N., Praciano, G. A. F., Alves, A. C. S., Santos, A. C. D., Silva Junior, J. R., & Souza, M. B. R. (2021). Factors associated with stress, anxiety, and depression during social distancing in Brazil. *Revista de saude publica*, 55, 5.  
<https://doi.org/10.11606/s1518-8787.2021055003152>
61. Stults-Kolehmainen, M., Filgueiras, A., & Blacutt, M. (2021). Factors linked to changes in mental health outcomes among Brazilians in quarantine due to COVID-19. *medRxiv*, 2020.05.12.20099374.  
<https://doi.org/10.1101/2020.05.12.20099374>
62. Suárez-Rico, B. V., Estrada-Gutierrez, G., Sánchez-Martínez, M., Perichart-Perera, O., Rodríguez-Hernández, C., González-Leyva, C., Osorio-Valencia, E., Cardona-Pérez, A., Helguera-Repetto, A. C., Sosa, S. E. Y., Solis-Paredes, M., & Reyes-Muñoz, E. (2021). Prevalence of depression, anxiety, and perceived

- stress in postpartum mexican women during the covid-19 lockdown.  
*International Journal of Environmental Research and Public Health*, 18(9).  
<https://doi.org/10.3390/ijerph18094627>
63. Terán-Pérez, G., Portillo-Vásquez, A., Arana-Lechuga, Y., Sánchez-Escandón, O., Mercadillo-Caballero, R., González-Robles, R. O., & Velázquez-Moctezuma, J. (2021). Sleep and mental health disturbances due to social isolation during the covid-19 pandemic in Mexico. *International Journal of Environmental Research and Public Health*, 18(6), 1-11.  
<https://doi.org/10.3390/ijerph18062804>
64. Toledo-Fernández, A., Betancourt-Ocampo, D., & González-González, A. (2021). Distress, Depression, Anxiety, and Concerns and Behaviors Related to COVID-19 during the First Two Months of the Pandemic: A Longitudinal Study in Adult MEXICANS. *Behav Sci (Basel)*, 11(5).  
<https://doi.org/10.3390/bs11050076>
65. Torales, J., Ríos-González, C., Barrios, I., O'Higgins, M., González, I., García, O., Castaldelli-Maia, J. M., & Ventriglio, A. (2020). Self-Perceived Stress During the Quarantine of COVID-19 Pandemic in Paraguay: An Exploratory Survey. *Frontiers in Psychiatry*, 11. <https://doi.org/10.3389/fpsy.2020.558691>
66. Torrente, F., Yoris, A., Low, D. M., Lopez, P., Bekinschtein, P., Manes, F., & Cetkovich, M. (2021). Sooner than you think: A very early affective reaction to the COVID-19 pandemic and quarantine in Argentina. *Journal of Affective Disorders*, 282, 495-503. <https://doi.org/10.1016/j.jad.2020.12.124>
67. Torrente, F., Yoris, A., Low, D. M., Lopez, P. L., Bekinschtein, P., Vázquez, G., Manes, F., & Cetkovich, M. (2021). Emotional symptoms, mental fatigue and behavioral adherence after 72 continuous days of strict lockdown during the

- COVID-19 pandemic in Argentina. *medRxiv*, 2021.04.21.21255866.  
<https://doi.org/10.1101/2021.04.21.21255866>
68. Tyler, C. M., McKee, G. B., Alzueta, E., Perrin, P. B., Kingsley, K., Baker, F. C., & Arango-Lasprilla, J. C. (2021). A study of older adults' mental health across 33 countries during the covid-19 pandemic. *International Journal of Environmental Research and Public Health*, 18(10).  
<https://doi.org/10.3390/ijerph18105090>
69. Vitorino, L. M., Yoshinari Júnior, G. H., Gonzaga, G., Dias, I. F., Pereira, J. P. L., Ribeiro, I. M. G., França, A. B., Al-Zaben, F., Koenig, H. G., & Trzesniak, C. (2021). Factors associated with mental health and quality of life during the COVID-19 pandemic in Brazil. *BJPsych Open*, 7(3).  
<https://doi.org/10.1192/bjo.2021.62>
70. Vizioli, N. A., & Crespi, M. (2021). Factores estresantes y sintomatología psicológica durante el Aislamiento Social Preventivo Obligatorio por COVID-19 en población adulta de Buenos Aires / Stressors and Psychological Symptoms during Social, Preventive and Mandatory Isolation for COVID-19. *Subj. procesos cogn*, 24(2), 17-41.
71. Zhang, S. X., Wang, Y., Jahanshahi, A. A., Li, J., & Schmitt, V. G. H. (2021). Early evidence and predictors of mental distress of adults one month in the COVID-19 epidemic in Brazil. *Journal of Psychosomatic Research*, 142, N.PAG-N.PAG. <https://doi.org/10.1016/j.jpsychores.2021.110366>