

# The straight and narrow: a game theory model of broad- and narrow-spectrum empiric antibiotic therapy

Maya Diamant<sup>1,2,3</sup> and Uri Obolski<sup>2,3</sup>

<sup>1</sup>Coller School of Management, Tel Aviv University, Tel Aviv, Israel

<sup>2</sup>School of Public Health, Tel Aviv University, Tel Aviv, Israel

<sup>3</sup>Porter School of the Environment and Earth Sciences, Tel Aviv University, Tel Aviv, Israel

## Abstract

Physicians prescribe empiric antibiotic treatment when definitive knowledge of the pathogen causing an infection is lacking. The options of empiric treatment can be largely divided into broad- and narrow-spectrum antibiotics. Prescribing a broad-spectrum antibiotic increases the chances of covering the causative pathogen, and hence benefits the current patient's recovery. However, prescription of broad-spectrum antibiotics also accelerates the expansion of antibiotic resistance, potentially harming future patients. We analyze the social dilemma using game theory. In our game model, physicians choose between prescribing broad and narrow-spectrum antibiotics to their patients. Their decisions rely on the probability of an infection by a resistant pathogen before definitive laboratory results are available. We prove that whenever the equilibrium strategies differ from the socially optimal policy, the deviation is always towards a more excessive use of the broad-spectrum antibiotic. We further show that if prescribing broad-spectrum antibiotics only to patients with a high probability of resistant infection is the socially optimal policy, then decentralization of the decision making may make this policy individually irrational, and thus sabotage its implementation. We discuss the importance of improving the probabilistic information available to the physician and promoting centralized decision making.

## 1 Introduction

The emergence and spread of antibiotic-resistant bacteria is a significant public health problem worldwide [1], as antibiotic resistant infections increase mortality rates and treatment costs [2]. A proposed possibility to alleviate this problem is to develop novel, broad-spectrum antibiotic drugs. However, developing and producing new antibiotic drugs is a prolonged and costly process, and the production rate of new antibiotics has substantially decreased over the years [3, 4]. Furthermore, high consumption of antibiotics accelerates the development of resistance, quickly rendering new drugs less effective [5, 6]. Therefore, new-generation broad-spectrum antibiotic drugs are a scarce resource [7], and should be administered with utmost caution.

This attitude is at odds with empiric antibiotic therapy - the commencement of treatment without definitive diagnosis of the causative pathogen. Physicians prescribing empiric therapy thus face a dilemma between administering the patients efficient initial empirical antibiotic treatment and the emerging need in reducing the use of broad-spectrum drugs. Empirical treatment that ex-post matches the causative pathogen, is highly important, as it reduces the mortality rate due to bacterial infections [8, 9]. Naturally, a broad-spectrum drug has much higher probability for such a match, compared to a narrow-spectrum drug. Thus, on one hand, the best interest of the individual patient may very well be receiving broad-spectrum antibiotics. On the other hand, as mentioned above, there is a social and ecological utility in minimizing the use of broad-spectrum antibiotics. Hence, the best interest of the

35 entire (potential) patients' population might be referring the broad-spectrum drug as a "weapon of  
36 last resort", administering it only to those patients who most likely need it.

37 This problem is considered a social dilemma, whose mitigation deserves awareness and collective  
38 action [10, 11]. A few studies have addressed this problem using economic models, aiming to incentivize  
39 investments in hospital infection control and development of new antibiotics [12, 13]. Other studies  
40 have analyzed the clinical aspects of this decision making problem. For example, Parra-Rodriguez  
41 et al. [14] elaborated on the information available to the physician throughout the decision process,  
42 and the possible role of decision support systems. Barash et al. [15] emphasized the importance of  
43 performing proper and non-biased analytical reasoning by the physician.

44 This conflict of interests is especially amenable for a game-theoretic analysis. As such, previous  
45 game-theoretic studies have focused on related problems in antibiotic prescription, mostly pertaining  
46 to empiric therapy of viral vs bacterial infections. For example, Evolutionary game theory was used  
47 to model definitive antibiotic treatment [16], demonstrating that fast social learning may help curb  
48 the overuse of antibiotics. In addition, two behavioural game theory studies showed that providing  
49 patients with social information about other people's antibiotic intake [17] and eliciting empathy toward  
50 future patients [18] may help to reduce antibiotic overuse in mild diseases. However, these studies did  
51 not consider uncertainty regarding patient diagnoses, which is a key component in empiric therapy.  
52 On the other hand, when analyzing the problem of empiric antibiotic treatment using game theory,  
53 Colman et al. [19] showed that if physicians ignore long-term implications of antibiotic usage and  
54 base their clinical decision only on the prior probability of bacterial infection, then administering an  
55 empiric antibiotic treatment is a dominant strategy. In our previous study [20], each physician did have  
56 long-term consideration regarding her own future patients, and the clinical decision was based on the  
57 differential information regarding the posterior probability of bacterial infection in each patient. We  
58 showed that in equilibrium, the threshold probability of antibiotic treatment is lower than the socially  
59 optimal one. Nonetheless, game theory has not yet been used to address the problem of choosing  
60 between broad and narrow-spectrum antibiotics.

61 In the settings of this study, each patient is infected by a resistant ( $R$ ) or a susceptible ( $\bar{R}$ ) bacterial  
62 strain. Two types of antibiotic treatments are available: narrow- ( $N$ ), and broad-spectrum ( $B$ ). A  
63 susceptible infection is successfully cleared by both types of antibiotics, whereas a resistant infection  
64 has a substantially higher probability of clearance under treatment with the broad-spectrum antibiotic.

65 The physician, an agent acting on behalf of the patient, must decide which empiric treatment  
66 should be administered. Her decision relies on partial information about the patient: the likelihood of  
67 a resistant bacterial infection in a given patient before culture results are available (derived from prior  
68 knowledge or clinical manifestations).

69 We assume that each physician is totally and equally committed to each of her patients' health.  
70 Therefore the monetary cost of treatment is not a factor in her decision, and she aims to maximize  
71 the cumulative utility of all of her own patients over time, given the behaviour of the other physicians.  
72 By contrast, a social planner aims to maximize the cumulative utility of all the patients (regardless of  
73 their physician) over time.

74 The success of the treatment depends on the drugs' effectiveness in clearing the infection – the  
75 probability that the infecting pathogen is susceptible to the drug. The broad-spectrum antibiotic is  
76 defined as having a higher initial effectiveness. However, each use of an antibiotic increases the future  
77 resistance to it, and thus decreases its effectiveness [21, 22, 23]. In principle, each antibiotic treatment  
78 also exposes the patient to risks such as treatment side effects or increased likelihood of developing  
79 other, antibiotic resistant bacterial infections [24, 25, 26, 27]. Nonetheless, for simplicity, and since  
80 these risks are low relative to the immediate risk of not clearing the infection, we neglect these them.

81 We start by specifying the details of the game model. We then consider the use of broad-spectrum  
82 antibiotics under a socially optimal policy, which takes into consideration the entire patient popula-  
83 tion. This policy is compared to the level of broad-spectrum antibiotic use in the subgame-perfect  
84 equilibrium, where each physician considers only the utility of her own patients. We end by discussing  
85 the meaning of these results, emphasizing some practical aspects.

## 2 Model

We consider a game of  $n$  players (physicians) denoted  $i \in \{1, 2, \dots, n\}$ . The game lasts  $T + 1$  periods,  $t = 0, 1, \dots, T$ , in which each of the players treats a single patient. The socially optimal policy will be derived by assuming that one physician treats all the patients.

As mentioned, each patient is either infected by a resistant ( $R$ ) or susceptible ( $\bar{R}$ ) bacterial strain. The true diagnosis of resistant/susceptible infection of the patient (“H-state”) is unknown to the players, who only have a probabilistic information based on symptoms and immediate diagnostic tests. For simplicity, a patient can either have a specific set of characteristics or not have it. For example, these characteristics might be previous use of antibiotics, indication from rapid diagnostic tools and so forth [23, 27, 28]. We will refer to these as a patient’s “signal”, which is either “high” ( $H$  with probability  $q_H$ ) or “low” ( $L$  with probability  $q_L = (1 - q_H)$ ). The likelihood of resistant infection given the signal  $H$  is  $p_H$ , and the likelihood given  $L$  is  $p_L$ , with  $p_H > p_L$ . Since the current model deals with a limited horizon (the number of periods is relatively small), we assume that  $q_H$  is fixed.

Each player knows only the signal of her own patient. Based on this information, each player may choose one of two possible actions: to either administer broad-spectrum ( $B$ ) or narrow-spectrum ( $N$ ) antibiotic treatment.

We further assume that (a) due to the risk of a resistant bacterial infection, treating it is always preferred to not treating it; and (b) having a susceptible bacterial infection is preferred to having a resistant one, regardless of whether the treatment is with a broad or narrow drug. Thus, we can define three levels of utility:  $r_1$ , the utility (or survival rate) of patients with a resistant infection given inappropriate empirical treatment;  $r_2$ , the utility of patients with a resistant infection given appropriate empirical treatment; and  $r_3$ , the utility patients with a susceptible infection given appropriate empirical treatment, where  $r_3 > r_2 > r_1$  (note that the assumption regarding  $r_3$  will not be needed later on in our complete model, as explained in section 2.3).

This decision problem is illustrated for a single patient in the decision tree shown in figure 1, and the definitions of all relevant variables are summarized in table 1.

$i \in \{1, 2, \dots, n\}$	Players (physicians / hospitals / countries)
$j \in \{H, L\}$	Patient signal (set of symptoms, high/low probability of infection by a resistant bacteria)
$p_j$	Probability of resistant bacteria given signal $j$ , $j \in \{H, L\}$
$q_j$	The probability that the patient has signal $j$ , $j \in \{H, L\}$
$B, N$	Broad/narrow-spectrum antibiotic drug
$r_1$	Utility (or survival rate) of resistant infection given inappropriate empirical treatment
$r_2$	Utility (or survival rate) of resistant infection given appropriate empirical treatment
$r_3$	Utility (or survival rate) of susceptible infection given appropriate empirical treatment

Table 1: Definitions of the variables of the single-patient problem

### 2.1 Effectiveness Depletion

Each use of an antibiotic drug depletes its future effectiveness due to antibiotic resistance [21, 22, 23, 27]. We assume that each use of a drug in the current period detracts its average effectiveness in the following period by a constant depletion effect, which may vary between drugs [26]. Formally, let  $e_B^0, e_N^0$  be the initial effectiveness levels of drugs  $B, N$  respectively, where  $e_B^0 > e_N^0$  (i.e., the broad-spectrum drug is more likely to be effective). We denote  $\alpha_B$  ( $\alpha_N$ ) the marginal depletion effect of individual usage of drug  $B$  ( $N$ ) on drug effectiveness.

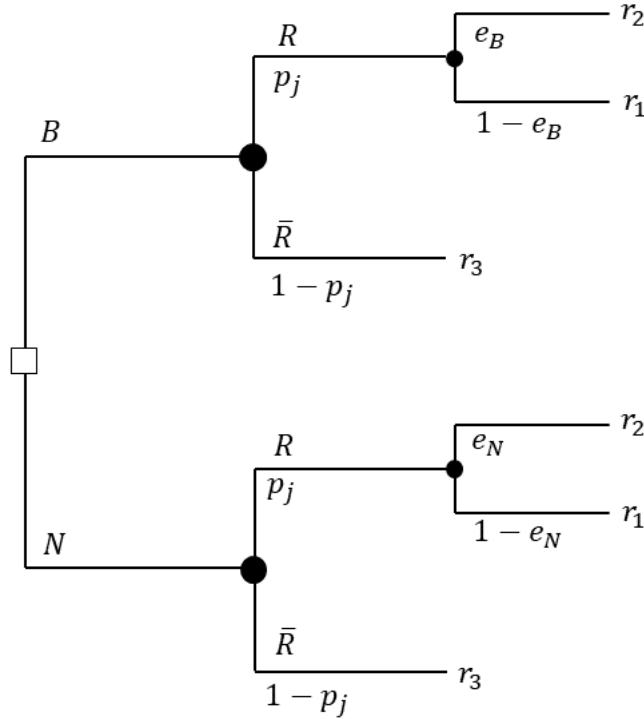


Figure 1: The decision tree of the single-patient problem, given signal  $p_j$ . The tree root starts with a decision (white square) of whether to treat with a broad ( $B$ ) or narrow ( $N$ ) spectrum drug. Then, the probabilities of a patient having a resistant ( $R$ ) or susceptible ( $\bar{R}$ ) bacterial infection, and the relevant drug’s effectiveness in clearing the infection ( $e_B, e_N$ ). The definitions of relevant variables are summarized in table 1.

119 We assume that use of  $N$  does not deplete the effectiveness of  $B$ . However, due to cross-resistance  
 120 [29], the use of  $B$  can reduce the effectiveness of  $N$ . We therefore define  $I \in [0, 1]$  as the effectiveness  
 121 depletion independence level:  $(1 - I)$  is the fraction of  $\alpha_N$  subtracted from  $e_N^0$  by each use of  $B$ .  
 122 Specifically,  $I = 0$  means that the broad-spectrum antibiotics “contain” the narrow ones, in the sense  
 123 that each use of  $B$  reduces the effectiveness of both  $B$  and  $N$  (by  $\alpha_B$  and  $\alpha_N$  respectively);  $I = 1$   
 124 means that the use of a certain drug does not induce resistance to the other drug.

125 The current effectiveness-state of the entire system (“E-state”) is given by the couple  $(t, k)$ , where  
 126  $t$  is the current period and  $k$  is the number of patients who were treated with  $B$  in the previous periods  
 127 (prior to  $t$ ). The transition between E-states is determined by the players’ actions and the current  
 128 E-state, through the effectiveness depletion dynamics. The graph in figure 2 demonstrates the possible  
 129 game states and transitions for a 2-player, 3-period game.

130 Let  $e_B^{t,k}$  be the effectiveness of  $B$  at E-state  $(t, k)$ .

$$e_B^{t,k} = e_B^0 - k\alpha_B \quad (1)$$

Let  $e_N^{t,k}$  be the effectiveness of  $N$  at E-state  $(t, k)$ .

$$e_N^{t,k} = e_N^0 - (nt - Ik)\alpha_N$$

131 If  $I = 1$  we get

$$e_N^{t,k} = e_N^0 - (nt - k)\alpha_N \quad (2)$$

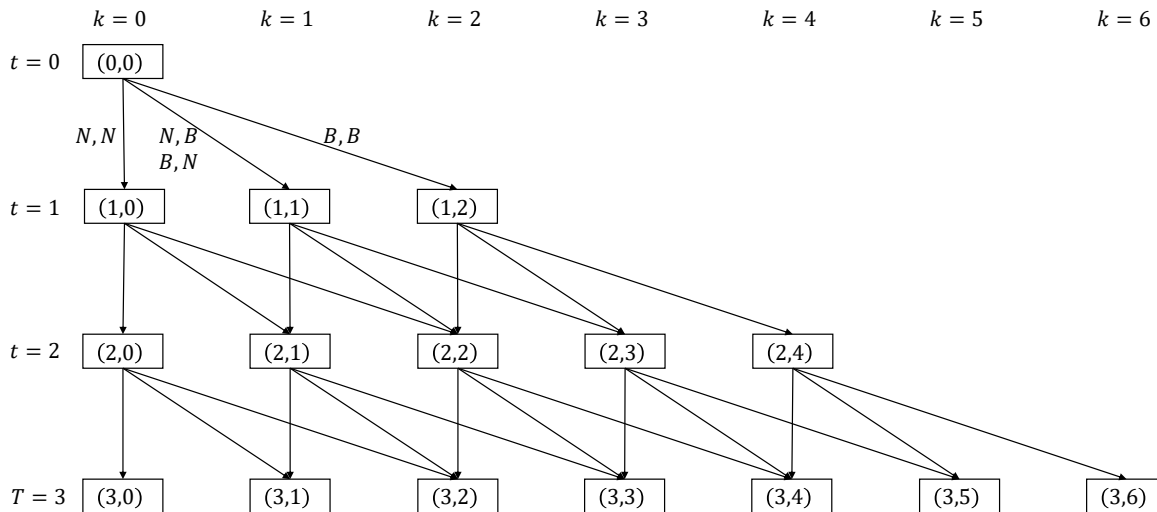


Figure 2: The E-states and possible transitions for a 2-player, 3-period game.

132 And if  $I = 0$  we get

$$e_N^{t,k} = e_N^0 - nt\alpha_N \quad (3)$$

133 The definitions of all relevant variables are summarized in table 2.

134 We assume a finite game, with a horizon that is sufficiently short to maintain the assumption of  
 135 constant parameters as reasonable. One implication of the short horizon is that  $q_H$  remains fixed for all  
 136  $t$ . Another main implication is that even if all patients are treated with the broad-spectrum antibiotic,  
 137 its effectiveness remains higher than that of the narrow-spectrum antibiotic.

138 The initial conditions of the parameters are:

139 **Condition 1.** Drug B remains more effective even if all patients receive it:

$$\begin{aligned} e_B^0 - nT\alpha_B &> e_N^0 - nT(1-I)\alpha_N \\ \text{or equivalently} \\ e_B^0 - e_N^0 &> nT[\alpha_B - (1-I)\alpha_N] \end{aligned} \quad (4)$$

**Corollary 1.**

$$e_B^{t,k} - e_N^{t,k} > n(T-t)[\alpha_B - (1-I)\alpha_N], \forall t = 0, \dots, T \quad (5)$$

140 **Condition 2.** The drug N is not completely ineffective even if all patients receive it:

$$e_N^0 - nT\alpha_N > 0 \quad (\Leftrightarrow e_N^0 > nT\alpha_N) \quad (6)$$

## 141 2.2 decision rules and strategies

142 A strategy of a physician is a mapping from histories (of states and actions of all the players) to  
 143 actions. However, in the context of medical treatment, strategies that rely on the past behaviour  
 144 of other players (both “punishments” and “rewards”) seem highly implausible. For example, it is

highly unlikely that a physician will decide to prescribe broad-spectrum antibiotics to her current patient because another physician did so in the previous period. Therefore, we shall concentrate on Markovian strategies. Markovian strategies depend only on payoff-relevant variables, which in our model are the states (the E-states and the partial information about the H-states). Thus, we are interested in finding the subgame perfect equilibrium in Markovian strategies (also known as Markov perfect equilibrium - MPE).

To check whether a combination of Markovian strategies is an equilibrium, we need only to check that each player has no incentive to deviate to another Markovian strategy. This results from the fact that given any fixed stationary Markov strategy played by the other physicians, the decision problem faced by physician  $i$  is equivalent to a Markov decision process (MDP)[30]. Thus, a best response exists in Markov strategies, and it can be found using a maximization process of dynamic programming. Therefore, we will denote strategies as Markovian, even though we do not actually limit a physician from deviating into a non-Markov strategy.

A Markov strategy is compounded of decision rules. A decision rule of a physician determines what to do in the current E-state, given the signal that he currently observes (the physician's information about the current H-state), and not on the history.

Let  $d_i^{t,k} \in \{\tilde{N}, \tilde{B}N, \tilde{B}\}$  be the decision rule of player  $i$  in E-state  $(t, k)$ . We will limit our discussion to the three possible "threshold decision rules". These threshold decision rules are not only the most intuitive, it is also easy to prove that they are the most efficient.

$$d_i^{t,k} = \tilde{N} \Rightarrow \text{Treat any patient with } N$$

$$d_i^{t,k} = \tilde{B} \Rightarrow \text{Treat any patient with } B$$

$$d_i^{t,k} = \tilde{B}N \Rightarrow \text{Give } B \text{ to patient with signal } H \text{ and } N \text{ to patient with signal } L$$

We further denote by  $d_{-i}^{t,k}$  the decision rule of all the other players except for  $i$  in E-state  $(t, k)$ . This paper concentrates on symmetric strategies, and thus we assume all the other player use the same decision rule at any E-state. When modeling asymmetric strategies,  $d_{-i}^{t,k}$  can be replaced by a  $(n-1)$ -tuple:  $(d_1^{t,k}, d_2^{t,k}, \dots, d_{i-1}^{t,k}, d_{i+1}^{t,k}, \dots, d_n^{t,k})$ . A symmetric decision rule of a social planner in E-state  $(t, k)$  is denoted  $d^{t,k}$ .

Therefore a pure Markov strategy  $s_i$  of physician  $i$  is an array of  $(T+1)$  vectors, labeled  $t = 0, 1, \dots, T$ . Each vector contains player  $i$ 's decision rules for all the possible E-states in period  $t$  ( $(nt+1)$  decision rules):

$$s_i = \left( \underbrace{\left( d_i^{0,0} \right)}_{t=0}, \underbrace{\left( d_i^{1,0}, d_i^{1,1}, \dots, d_i^{1,n} \right)}_{t=1}, \underbrace{\left( d_i^{2,0}, d_i^{2,1}, \dots, d_i^{2,2n} \right)}_{t=2}, \dots, \underbrace{\left( d_i^{T,0}, d_i^{T,1}, \dots, d_i^{T,nT} \right)}_{t=T} \right)$$

Note that if player  $i$  chooses strategy  $s_i$ , not all the decision rules that it contains will necessarily be applied in the realization of the game. For example, if the current E-state is  $(t, k)$  and  $m > 0$  physicians choose  $B$ , the game moves to E-state  $(t+1, k+m)$ , and player  $i$  will not implement  $(d_i^{t+1,k}, \dots, d_i^{t+1,k+m-1})$ . We denote by  $s_i^t$  the projection of  $s_i$  from period  $t$  onward (the "tail" of the array, starting from vector  $t$ ).

The definitions of all the variables relevant to strategy definitions and to the payoff calculations described in the following section are summarized in table 3.

### 2.3 Payoffs Calculation

The immediate payoffs in E-state  $(t, k)$  are:

If player  $i$  plays  $B$ :

$$p_j \left[ e_B^{t,k} r_2 + (1 - e_B^{t,k}) r_1 \right] + (1 - p_j) r_3 = p_j e_B^{t,k} (r_2 - r_1) + p_j r_1 + (1 - p_j) r_3$$

$e_B^0, e_N^0$	Initial effectiveness (coverage percentage) of antibiotic drug $B/N$ ( $e_B^0 > e_N^0$ )
$\alpha_B, \alpha_N$	The marginal effect of individual usage of drug $B/N$ on resistance development (effectiveness depletion)
$t = 0, 1, \dots, T$	Time ( $T + 1$ periods)
$k \in \{0, 1, 2, \dots, nT\}$	Number of patients who were treated with $B$ in the previous periods.
$(t, k)$	The E-state of the system
$I \in [0, 1]$	Effectiveness depletion independence level. $(1 - I)$ is the fraction of $\alpha_N$ subtracted from $e_N$ by each use of $B$ . (Use of $N$ does not deplete $e_B$ ).
	$I = 0 \Rightarrow$ Full inclusion
	$I = 1 \Rightarrow$ Independence
$e_B^{t,k}$	The effectiveness of $B$ at E-state $(t, k)$ . $e_B^{t,k} = e_B^0 - k\alpha_B$
$e_N^{t,k}$	The effectiveness of $N$ at E-state $(t, k)$ . $e_N^{t,k} = e_N^0 - (nt - Ik)\alpha_N$

Table 2: Definitions of the variables of the effectiveness depletion dynamics

$d_i^{t,k} \in \{\tilde{N}, \tilde{B}N, \tilde{B}\}$	The decision rule of player $i$ in E-state $(t, k)$ . $d_i^{t,k} = \tilde{N} \Rightarrow$ Treat any patient with $N$ $d_i^{t,k} = \tilde{B}N \Rightarrow$ Give $B$ to patient with signal $H$ and $N$ to patient with signal $L$ $d_i^{t,k} = \tilde{B} \Rightarrow$ Treat any patient with $B$ $d_{-i}^{t,k}$ : The decision rule of the other players in E-state $(t, k)$ . $d^{t,k}$ : A symmetric decision rule of a social planner in E-state $(t, k)$
$s_i$	A strategy of player $i$ . $s_i = \left( \underbrace{(d_i^{0,0})}_{t=0}, \underbrace{(d_i^{1,0}, d_i^{1,1}, \dots, d_i^{1,n})}_{t=1}, \underbrace{(d_i^{2,0}, d_i^{2,1}, \dots, d_i^{2,2n})}_{t=2}, \dots, \underbrace{(d_i^{T,0}, d_i^{T,1}, \dots, d_i^{T,nT})}_{t=T} \right)$
$s_i^t$	The projection of $s_i$ from period $t$ onward (the “tail” of the array, starting from vector $t$ ).
$s, s^t$	Strategy profiles (complete / from period $t$ onward). $s = (s_1, \dots, s_n)$ , $s^t = (s_1^t, \dots, s_n^t)$ .
$u_i^{t,k}(B), u_i^{t,k}(N)$	The immediate payoff of player $i$ at E-state $(t, k)$ for playing $B/N$ . For the purpose of MPE calculations and optimal policy comparison: $u_i^{t,k}(B) \equiv p_j e_B^{t,k}$ , $u_i^{t,k}(N) \equiv p_j e_N^{t,k}$
$\mu(d_i^{t,k})$	The conditional probability of using $B$ given the current decision rule $d_i^{t,k}$ . $\mu(d_i^{t,k}) = P(B   d_i^{t,k})$ $\mu(\tilde{N}) = 0, \mu(\tilde{B}N) = q_H, \mu(\tilde{B}) = 1$
$v_i^{t,k}(s^{t+1}, (d_i^{t,k}, d_{-i}^{t,k}))$	The expected cumulative payoff of player $i$ from E-state $(t, k)$ onward, for a strategy profile $s$ .
$v^{t,k}(s^{t+1}, d^{t,k})$	The expected cumulative payoff of the social planner from E-state $(t, k)$ onward, for a symmetric policy (strategy profile) $s$ .

Table 3: Definitions of the variables in the static decision problem

If player  $i$  plays  $N$ :

$$p_j \left[ e_N^{t,k} r_2 + (1 - e_N^{t,k}) r_1 \right] + (1 - p_j) r_3 = p_j e_N^{t,k} (r_2 - r_1) + p_j r_1 + (1 - p_j) r_3$$

175 Where  $j \in \{H, L\}$  is her own patient's signal, and the other parameters are defined in table 1.

176 Since we are interested in comparing the the expected payoffs of different actions, we can subtract  
177 identical components from all payoffs and multiply all payoffs by a positive constant, without affecting  
178 the strategic analysis. Thus, we define the immediate payoffs in period  $t$  as follows:

179 If player  $i$  plays  $B$ :

$$u_i^{t,k}(B) \equiv p_j e_B^{t,k} \quad (7)$$

180 If player  $i$  plays  $N$ :

$$u_i^{t,k}(N) \equiv p_j e_N^{t,k} \quad (8)$$

181 Notice that the immediate payoff of each player depends only on his own action in the current  
182 period. The mutual influence between the players is indirect and delayed, through the depletion of  $e$ .

183 Let  $v_i^{t,k} \left( s^{t+1}, \left( d_i^{t,k}, d_{-i}^{t,k} \right) \right)$  be the expected cumulative payoff of player  $i$  from E-state  $(t, k)$  onward,  
184 for a strategy profile  $s$ . Note that the payoff depends on the strategies of the players only from this  
185 point onward (i.e. their decisions for E-state  $t, k$  and for the E-states in periods  $t + 1, \dots, T$ ), and on  
186 the distribution of the future patients' signals.

187 This expected cumulative payoff  $v_i^{t,k} \left( s^{t+1}, \left( d_i^{t,k}, d_{-i}^{t,k} \right) \right)$  can be calculated recursively, starting from  
188 the E-states of period  $T$  and moving backward. Generally speaking, it equals the expected utility in the  
189 current E-state (with respect to the probability distribution of the patients' signals) and a probabilistic  
190 transition function to E-states in the next period:

$$\begin{aligned} v_i^{t,k} \left( s^{t+1}, \left( d_i^{t,k}, d_{-i}^{t,k} \right) \right) &= E(\text{present payoff}) + E(\text{future payoff}) \\ &= E_{d_i^{t,k}} \left( u_i^{t,k} \right) \\ &\quad + \sum_{m=0}^n P(m \text{ players choose } B) v_i^{t+1, k+m} \left( s^{t+2}, \left( d_i^{t+1, k+m}, d_{-i}^{t+1, k+m} \right) \right) \end{aligned}$$

191 The expected present payoff depends on the current E-state, the player's own decision rule in the  
192 current E-state and the distribution of patient signals:

$$\begin{aligned} E(\text{present payoff}) &= E_{d_i^{t,k}} \left( u_i^{t,k} \right) \\ &= \sum_{j \in \{L, H\}} \left[ P(B|j, d_i^{t,k}) q_j p_j e_B^{t,k} + P(N|j, d_i^{t,k}) q_j p_j e_N^{t,k} \right] \end{aligned} \quad (9)$$

193 If  $d_i^{t,k} = \tilde{B}$ :  $E_{\tilde{B}} \left( u_i^{t,k} \right) = e_B^{t,k} [q_H p_H + (1 - q_H) p_L]$

194 If  $d_i^{t,k} = \tilde{B}N$ :  $E_{\tilde{B}N} \left( u_i^{t,k} \right) = e_B^{t,k} q_H p_H + e_N^{t,k} (1 - q_H) p_L$

195 If  $d_i^{t,k} = \tilde{N}$ :  $E_{\tilde{N}} \left( u_i^{t,k} \right) = e_N^{t,k} [q_H p_H + (1 - q_H) p_L]$

196 Due to (??), the immediate payoff from using  $B$  is higher than  $N$ , and therefore

$$E_{\tilde{B}} \left( u_i^{t,k} \right) > E_{\tilde{B}N} \left( u_i^{t,k} \right) > E_{\tilde{N}} \left( u_i^{t,k} \right) \quad (10)$$



197 For the purpose of calculating the expected future payoff, let  $\mu(d_i^{t,k})$  be the conditional probability  
 198 of using  $B$  given the current decision rule  $d_i^{t,k}$ .

$$\begin{aligned}\mu(d_i^{t,k}) &= P(B|d_i^{t,k}) \\ \mu(\tilde{N}) &= 0, \mu(\tilde{B}\tilde{N}) = q_H, \mu(\tilde{B}) = 1\end{aligned}$$

199 When all the players use the same decision rule in the current E-state,  $d_i^{t,k} = d_{-i}^{t,k}$ , the total expected  
 200 payoffs can be calculated using the following recursive equation:

$$\begin{aligned}v_i^{t,k}(s^{t+1}, (d_i^{t,k}, d_i^{t,k})) &= \sum_{j \in \{L, H\}} [P(B|j, d_i^{t,k}) q_j p_j e_B^{t,k} + P(N|j, d_i^{t,k}) q_j p_j e_N^{t,k}] \\ &+ \sum_{m=0}^n \binom{n}{m} \mu(d_i^{t,k})^m (1 - \mu(d_i^{t,k}))^{n-m} v_i^{t+1, k+m}(s^{t+2}, (d_i^{t+1, k+m}, d_{-i}^{t+1, k+m}))\end{aligned}\tag{11}$$

201 And when player  $i$  deviates to a different decision rule,  $d_i^{t,k} \neq d_{-i}^{t,k}$ , we get:

$$\begin{aligned}v_i^{t,k}(s^{t+1}, (d_i^{t,k}, d_{-i}^{t,k})) &= \sum_{j \in \{L, H\}} [P(B|j, d_i^{t,k}) q_j p_j e_B^{t,k} + P(N|j, d_i^{t,k}) q_j p_j e_N^{t,k}] \\ &+ \sum_{m=0}^n \left[ \mu(d_i^{t,k}) \binom{n-1}{m-1} \mu(d_{-i}^{t,k})^{m-1} (1 - \mu(d_{-i}^{t,k}))^{n-m} \right. \\ &+ \left. (1 - \mu(d_{-i}^{t,k})) \binom{n-1}{m} \mu(d_{-i}^{t,k})^m (1 - \mu(d_{-i}^{t,k}))^{n-m-1} \right] \\ &\cdot v_i^{t+1, k+m}(s^{t+2}, (d_i^{t+1, k+m}, d_{-i}^{t+1, k+m}))\end{aligned}\tag{12}$$

202 We assume the social planner uses symmetric policies. That is, it employs an identical decision  
 203 rule  $d^{t,k}$  on all the current patients in E-state  $t, k$ . Therefor, the expected cumulative payoff of the  
 204 social planner from E-state  $(t, k)$  onward, for a symmetric policy (strategy profile)  $s$  equals

$$v^{t,k}(s^{t+1} d^{t,k}) = n v_i^{t,k}(s^{t+1}, (d_i^{t,k}, d_i^{t,k}))\tag{13}$$

### 205 3 Results

206 The socially optimal policy and the players' strategies in Subgame-Perfect Nash-Equilibrium in Marko-  
 207 vian strategies (MPE) can be found through backward induction.

208 In the last period of the game, prescribing the more effective drug regardless of the patient's signal  
 209 is a dominant action - both for the social planner and for any rational individual player. Under  
 210 condition 1, this dominant action is  $B$ . This claim is formalized and proven in the supplementary  
 211 material (SM.4).

212 When continuing the backward induction process to preceding periods, finding either the MPE  
 213 strategies or the socially optimal policy relies on the differences between the expected payoffs from  
 214 alternative E-states onward. We focus on cases in which the medical parameters of the problem and  
 215 the strategy profile of the players (or the policy of the social planner) induce the following condition:

**Condition 3** (Normal-differences condition).

$$\begin{aligned}& \left( v_i^{t,k}(s^{t+1}, (d_i^{t+1, k}, d_{-i}^{t+1, k})) - v_i^{t, k+1}(s^{t+1}, (d_i^{t+1, k+1}, d_{-i}^{t+1, k+1})) \right) > 0, \\ & \forall i \in \{1, \dots, n\}, \forall k \in \{0, 1, \dots, nT\}, t = 0, \dots, T\end{aligned}$$

216 This condition implies that at any given period  $t$ , player  $i$  may gain a higher expected payoff from  
 217 this point onward when having a higher effectiveness of the broad-spectrum drug.

218 Note that this condition is not trivial and might not apply under certain combinations of medical  
 219 parameters. For instance, if  $\alpha_B \ll \alpha_N$  then a physician may gain a higher utility by having a slightly  
 220 lower effectiveness of  $B$  combined with much higher effectiveness of  $N$  (drug  $N$  becomes the scarce  
 221 resource). However, these circumstances are extreme and thus are of less interest.

222 In addition, condition 3 may not apply due to an arbitrary or “weird” behaviour of one or more  
 223 players in future periods (or a sub-optimal policy of a social planner). However, we assume all players  
 224 are rational and thus utility maximizers. It can be easily shown, for example, that if  $I = 0$  the  
 225 condition applies under socially optimal policy for any medical parameters.

226 Therefore, we refer to this condition as “normal”, and our analyses and discussion concentrates on  
 227 scenarios where it holds.

228 Our first theorem states a general major result:

229 Under the Normal-differences condition, if the decision rule  $\tilde{B}\tilde{N}$  at any specific  
 game-tree node ( $E$ -state) is part of an MPE, then it is socially optimal at this  $E$ -  
 state as well; however, if it is socially optimal at a certain  $E$ -state, an individual  
 player may have an incentive to deviate towards an excessive use of  $B$ .

230 For formulation and proof of Theorem 1 see the supplementary material (SM.3).

231 This theorem entails that whenever the MPE strategies differ from the socially optimal policy - the  
 232 deviation is always towards a more excessive use (i.e. a faster depletion) of the broad-spectrum drug.

233 **Corollary 2.** *The expected administration of the broad-spectrum drug, at each game-tree node ( $E$ -  
 234 state), and thus in the entire game, is at least as high under the MPE as under the socially optimal  
 235 policy.*

236 An interesting special case is the fixed symmetric policy (strategy profile) of “treating a high-signal  
 237 patient with  $B$  and treating a low-signal patient with  $N$ ” (except for the last period, where any patient  
 238 is treated with  $B$ ). This policy reflects the perception that  $B$  is a “weapon of last resort”. We will  
 239 refer to it as the “signal-based” policy (strategy profile).

240 Under the signal-based policy, the difference between the expected payoffs from two adjacent  $E$ -  
 241 states onwards can be presented explicitly:

$$\begin{aligned}
 &v_i^{t,k} \left( s^{t+1}, \left( d_i^{t,k}, d_i^{t,k} \right) \right) - v_i^{t,k+1} \left( s^{t+1}, \left( d_i^{t,k+1}, d_i^{t,k+1} \right) \right) \\
 &= (T - t) [\alpha_B q_H p_H - I \alpha_N (1 - q_H) p_L] + \alpha_B [q_H p_H + (1 - q_H) p_L]
 \end{aligned}
 \tag{14}$$

242 For formulation and proof see claim 2 on the supplementary material (SM.5).

Thus, if we ignore the effect of the last period, we get that the Normal-differences condition will  
 apply only if

$$\alpha_B q_H p_H \geq I \alpha_N (1 - q_H) p_L$$

243 or equivalently

$$\frac{\alpha_B}{\alpha_N} \cdot \frac{q_H}{1 - q_H} \cdot \frac{1}{I} \geq \frac{p_L}{p_H} \tag{15}$$

244 Since  $0 < \alpha_B, \alpha_N, q_H, p_H, p_L < 1$ , equation (15) is always true for  $I = 0$  (full inclusion, i.e. any use  
 245 of  $B$  depletes  $N$  by  $\alpha_N$ ), and for a wide range of other parameters. The most limited case is when  $I = 1$   
 246 (full independence, the use of  $B$  does not deplete  $N$ ). Figure 3 illustrates the possible combinations  
 247 of parameter ratios for the cases of  $I = 1$  and  $I = 0.1$ . For a given  $\frac{p_L}{p_H}$  ratio, the Normal-differences  
 248 condition applies for parameter combinations (of  $\frac{\alpha_B}{\alpha_N}$  and  $q_H$ ) that are above the relevant  $\frac{p_L}{p_H}$  curve.  
 249 It demonstrates that the space of possible parameter combinations for which condition 3 holds under  
 250 the “treating a high-signal patient with  $B$  and treating a low-signal patient with  $N$ ” policy grows as  
 251  $I$  decreases.

252 Equation (14) enables us to simplify the conditions for MPE and socially optimal policy underlying  
 253 Theorem 1, and introduce Theorem 2:

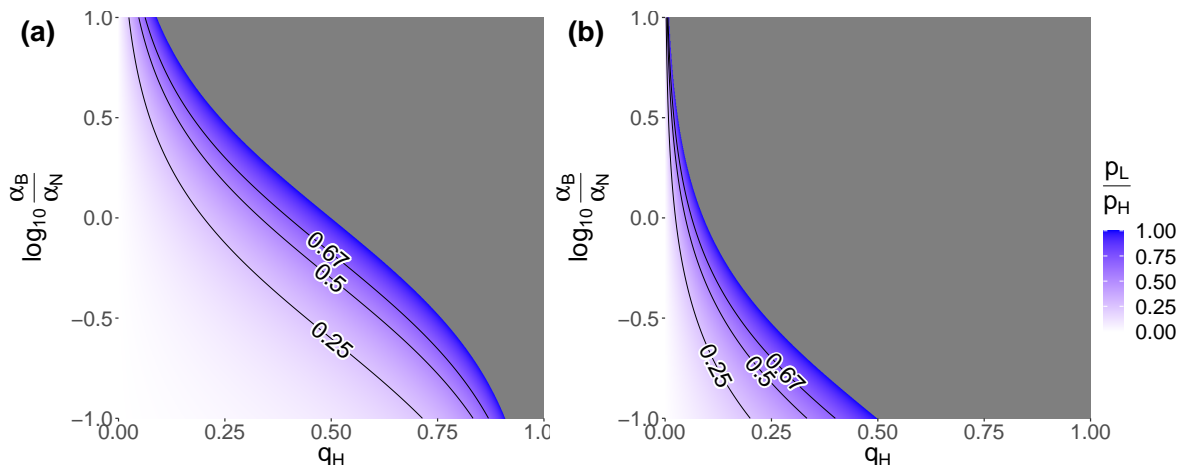


Figure 3: The normal-differences condition for the policy of treating a high-signal patient with  $B$  and treating a low-signal patient with  $N$ . The horizontal axis presents the possible values of the high-signal frequency  $q_H$  and the vertical axis presents the depletion effects ratio in log-scale,  $\log_{10} \frac{\alpha_B}{\alpha_N}$ . Colours represent the values of  $\frac{p_L}{p_H}$  needed to satisfy the normal condition:  $\frac{\alpha_B}{\alpha_N} \cdot \frac{q_H}{1-q_H} \cdot \frac{1}{I} \geq \frac{p_L}{p_H}$ . In the grey area, the left-hand side of the above expression is greater than 1 and thus the condition necessarily applies (since  $\frac{p_L}{p_H} < 1$  by definition). In (a)  $I = 1$ , i.e. each use of  $B$  only reduces the effectiveness of  $B$  (by  $\alpha_B$ ); in (b)  $I = 0.1$ , i.e. each use of  $B$  reduces the effectiveness of  $B$  by  $\alpha_B$  and of  $N$  by  $0.9\alpha_N$ .

*If condition 3 holds, then if the “signal-based policy” is socially optimal, individual players may have an incentive to deviate towards an excessive use of  $B$ . Furthermore, if this policy is not socially optimal for a given combination of medical parameters ( $e_B, e_N, \alpha_B, \alpha_N, q_H, p_H, p_L, I$ ) when  $n = 1$ , it may become socially optimal as the number of patients grows, but this strategy-profile will never be an MPE.*

For a formal formulation and proof of Theorem 2 see the supplementary material (SM.8).

This theorem has a significant practical meaning: the more decentralized the decision making is, the more we can expect excessive administration of the broad-spectrum drug. The game-theoretic intuition is that when a single player unilaterally deviates towards overusing the broad-spectrum drug she takes the strategies of the other players as given and only considers the future consequences for her own patients, while a centralized decision maker (social planner) considers the overall implications.

## 4 Discussion

We have shown that rational considerations may lead individual physicians to deviate from the socially optimal policy towards over-prescription of broad-spectrum antibiotics. In real-life settings, the socially optimal policy, which takes into consideration the impact of antibiotic treatment on future patients, is reflected in medical guidelines for empiric antibiotic therapy (see for example [31, 32, 33]). Previous works are in agreement that physicians often fail to adhere to such guidelines, resulting a much higher prescription rate of antimicrobial therapy generally, and particularly of broad-spectrum antibiotics[34, 35]. Our analysis suggests that this behaviour should not be dismissed as a lack of knowledge or an error in judgement, but may alternatively be interpreted as a deliberate, rational strategic behaviour. This interpretation is consistent with previous works’ findings that deviation from the guidelines towards over-prescription of antibiotics in general, and specifically for broad-spectrum antibiotics, is more prevalent among experienced physicians and experts[35, 36].

273 The main focus of this work is the strategic decision making of physicians, when facing multi-  
274 dimensional uncertainty: uncertainty regarding the diagnosis (type of causative pathogen) of their  
275 present patient, the diagnoses of other physicians' present patients, the diagnoses of future patients,  
276 and uncertainty regarding the present and future decisions of the other physicians. To handle the  
277 complexity of this multi-player incomplete-information stochastic game analytically, we relied on a few  
278 simplifying assumptions. We assumed that the information signal presented by patients is dichotomous,  
279 and that each physician treats exactly one patient per period. Although future work may relax  
280 these assumptions into more generalized settings, we believe that these will not affect the nature of  
281 our conclusions, because the essence of the problem will not vanish: As long as each physician con-  
282 siders the future consequences of antibiotic prescription only for her own patients, and not the overall  
283 implications, she may have an incentive to deviate from the socially optimal policy. In addition, we as-  
284 summed that the frequency of the high-signal symptom,  $q_H$  is fixed throughout the game. In particular,  
285 a fixed  $q_H$  is independent of the current level of effectiveness. Future research may consider a long-  
286 term dependence between these variables (i.e. the probability of being infected by a resistant bacteria  
287 increases as drug effectiveness declines) and thus be relevant to modelling longer game horizons.

288 Obviously, the information available to physicians and their ability to make probabilistic reasoning  
289 play a major role in their decisions [15]. Physicians' decisions rely on the probability of a resistant bac-  
290 terial infection before definitive laboratory results are available. In our setting, this probability is either  
291 relatively high,  $p_H$ , or low,  $p_L$ , depending on an information signal, which is based on patient's medical  
292 symptoms, clinical settings, personal data, or the results of immediate diagnostic tests. Examining  
293 the proof of Theorem 2 reveals that as  $p_H$  increases and  $p_L$  decreases, the physicians are more likely  
294 to condition their decision on the signal. that is, physicians will only treat high-signal patients with  
295  $B$  while treating low-signal patients with  $N$ . Thus, improving the predictability of clinical symptoms  
296 or any other available data on the current patient would result in a reduction in the administration  
297 of broad-spectrum antibiotics. This conclusion supports Parra-Rodriguez et al. [14] who emphasized  
298 the importance of rapid diagnostic tests (RDTs) in the ICU. We showed that these RDTs may help  
299 reduce the use of broad-spectrum antibiotics even if they cannot provide certain identification of the  
300 pathogen, but merely improve the probabilistic information available for the physician. Hopefully, the  
301 increasing development of machine learning tools for clinical decision support systems of antibiotic  
302 therapy [37, 38] will facilitate such information flow to physicians.

303 The gap between the players' strategic rational behaviour and the socially optimal policy is ex-  
304 pected to be particularly pronounced when a large number of patients are to be treated by many  
305 independent physicians, each of them making separate and independent clinical decisions. This prob-  
306 lem is inherent to the decentralization of decision making, which is a common practice in medicine. A  
307 key challenge under these conditions is striking a balance between centralized decision making and the  
308 physician's autonomy. One possible direction is to employ methods of collaborative management and  
309 consensus-based regulation of antibiotic prescribing[10]. Another recommended direction is the uptake  
310 and integration of decision support systems[14], which combine the patient's personal data with en-  
311 vironment and population-level and data, and thus improve antibiotic choices and help implementing  
312 socially optimal considerations.

313 Nevertheless, before implementing any measures intended to decrease antibiotic misuse, the man-  
314 agement or regulator who chooses and designs these measures must take into consideration that physi-  
315 cians are rational players. As such, they are likely to behave in accordance with their utilities, given  
316 the new "rules of the game". It is difficult to impose the socially optimal policy. Instead, the structure  
317 of the new game should be set in such a way that the desired behaviour will also be individually  
318 rational.

## 319 Acknowledgements

320 The authors would like to thank Professor Dov Samet and Professor Moshe Leshno for their contribu-  
321 tions to the long process leading to the final work presented here.

## 322 Funding

323 This study was supported by the Israel Science Foundation (ISF 1286/21).

## 324 References

- 325 [1] Zaman SB, Hussain MA, Nye R, Mehta V, Mamun KT, Hossain N. A review on antibiotic  
326 resistance: alarm bells are ringing. *Cureus*. 2017;9(6).
- 327 [2] Dadgostar P. Antimicrobial resistance: implications and costs. *Infection and drug resistance*.  
328 2019;12:3903-10.
- 329 [3] Ventola CL. The antibiotic resistance crisis: part 1: causes and threats. *Pharmacy and therapeu-*  
330 *tics*. 2015;40(4):277.
- 331 [4] Cheesman MJ, Ilanko A, Blonk B, Cock IE. Developing new antimicrobial therapies: are syn-  
332 ergistic combinations of plant extracts/compounds with conventional antibiotics the solution?  
333 *Pharmacognosy reviews*. 2017;11(22):57.
- 334 [5] Austin DJ, Kristinsson KG, Anderson RM. The relationship between the volume of antimicrobial  
335 consumption in human communities and the frequency of resistance. *Proceedings of the National*  
336 *Academy of Sciences*. 1999;96(3):1152-6.
- 337 [6] Bell BG, Schellevis F, Stobberingh E, Goossens H, Pringle M. A systematic review and meta-  
338 analysis of the effects of antibiotic consumption on antibiotic resistance. *BMC infectious diseases*.  
339 2014;14(1):1-25.
- 340 [7] Cook MA, Wright GD. The past, present, and future of antibiotics. *Science Translational*  
341 *Medicine*. 2022;14(657):eabo7793.
- 342 [8] Yamaga S, Shime N. Association between appropriate empiric antimicrobial therapy and mortality  
343 from bloodstream infections in the intensive care unit. *Journal of Infection and Chemotherapy*.  
344 2018;24(4):267-71.
- 345 [9] Paul M, Shani V, Muchtar E, Kariv G, Robenshtok E, Leibovici L. Systematic review and meta-  
346 analysis of the efficacy of appropriate empiric antibiotic therapy for sepsis. *Antimicrobial agents*  
347 *and chemotherapy*. 2010;54(11):4851-63.
- 348 [10] Krockow EM, Tarrant C, Colman AM. Prosociality in the social dilemma of antibiotic prescribing.  
349 *Current Opinion in Psychology*. 2022;44:164-9.
- 350 [11] Ito H, Wada T, Ichinose G, Tanimoto J, Yoshimura J, Yamamoto T, et al. Social dilemma in the  
351 excess use of antimicrobials incurring antimicrobial resistance. *Scientific Reports*. 2022;12(1):1-8.
- 352 [12] Smith DL, Levin SA, Laxminarayan R. Strategic interactions in multi-institutional epidemics of  
353 antibiotic resistance. *Proceedings of the National Academy of Sciences*. 2005;102(8):3153-8.
- 354 [13] Roope LS, Smith RD, Pouwels KB, Buchanan J, Abel L, Eibich P, et al. The challenge of  
355 antimicrobial resistance: what economics can contribute. *Science*. 2019;364(6435):eaau4679.
- 356 [14] Parra-Rodriguez L, Guillamet MCV. Antibiotic Decision-Making in the ICU. In: *Seminars in*  
357 *Respiratory and Critical Care Medicine*. vol. 43. Thieme Medical Publishers, Inc.; 2022. p. 141-9.
- 358 [15] Barash M, Nanchal RS. Enhancing Analytical Reasoning in the Intensive Care Unit. *Critical*  
359 *Care Clinics*. 2022;38(1):51-67.

- 360 [16] Chen X, Fu F. Social learning of prescribing behavior can promote population optimum of an-  
361 tibiotic use. *Frontiers in Physics*. 2018;6:139.
- 362 [17] Böhm R, Holtmann-Klenner C, Korn L, Santana AP, Betsch C. Behavioral determinants of  
363 antibiotic resistance: The role of social information. *Applied Psychology: Health and Well-Being*.  
364 2022;14(3):757-75.
- 365 [18] Santana AP, Korn L, Betsch C, Böhm R. Promoting prosociality toward future generations in  
366 antibiotic intake. *Journal of Health Psychology*. 2023:13591053221149526.
- 367 [19] Colman AM, Krockow EM, Chattoe-Brown E, Tarrant C. Medical prescribing and antibiotic  
368 resistance: a game-theoretic analysis of a potentially catastrophic social dilemma. *PloS one*.  
369 2019;14(4):e0215480.
- 370 [20] Diamant M, Baruch S, Kassem E, Muhsen K, Samet D, Leshno M, et al. A game theoretic  
371 approach reveals that discretizing clinical information can reduce antibiotic misuse. *Nature com-  
372 munications*. 2021;12(1):1-13.
- 373 [21] Goossens H, Ferech M, Vander Stichele R, Elseviers M, Group EP, et al. Outpatient antibiotic  
374 use in Europe and association with resistance: a cross-national database study. *The Lancet*.  
375 2005;365(9459):579-87.
- 376 [22] Yang P, Chen Y, Jiang S, Shen P, Lu X, Xiao Y. Association between antibiotic consumption  
377 and the rate of carbapenem-resistant Gram-negative bacteria from China based on 153 tertiary  
378 hospitals data in 2014. *Antimicrobial Resistance & Infection Control*. 2018;7(1):1-7.
- 379 [23] Chatterjee A, Modarai M, Naylor NR, Boyd SE, Atun R, Barlow J, et al. Quantifying drivers  
380 of antibiotic resistance in humans: a systematic review. *The Lancet Infectious Diseases*.  
381 2018;18(12):e368-78.
- 382 [24] Cunha BA. Antibiotic side effects. *Medical Clinics of North America*. 2001;85(1):149-85.
- 383 [25] Gleckman RA, Czachor JS. Antibiotic side effects. In: *Seminars in Respiratory and Critical Care  
384 Medicine*. vol. 21. Copyright© 2000 by Thieme Medical Publishers, Inc., 333 Seventh Avenue,  
385 New ...; 2000. p. 0061-70.
- 386 [26] Chowers M, Zehavi T, Gottesman BS, Baraz A, Nevo D, Obolski U. Estimating the impact  
387 of cefuroxime versus cefazolin and amoxicillin/clavulanate use on future collateral resistance: a  
388 retrospective comparison. *Journal of Antimicrobial Chemotherapy*. 2022;77(7):1992-5.
- 389 [27] Baraz A, Chowers M, Nevo D, Obolski U. The time-varying association between previous antibiotic  
390 use and antibiotic resistance. *Clinical Microbiology and Infection*. 2022.
- 391 [28] Lewin-Epstein O, Baruch S, Hadany L, Stein GY, Obolski U. Predicting antibiotic resistance  
392 in hospitalized patients by applying machine learning to electronic medical records. *Clinical  
393 Infectious Diseases*. 2021;72(11):e848-55.
- 394 [29] Cherny SS, Nevo D, Baraz A, Baruch S, Lewin-Epstein O, Stein GY, et al. Revealing antibiotic  
395 cross-resistance patterns in hospitalized patients through Bayesian network modelling. *Journal of  
396 Antimicrobial Chemotherapy*. 2021;76(1):239-48.
- 397 [30] Puterman ML. *Markov decision processes: discrete stochastic dynamic programming*. John Wiley  
398 & Sons; 2014.
- 399 [31] Johnson S, Lavergne V, Skinner AM, Gonzales-Luna AJ, Garey KW, Kelly CP, et al. Clin-  
400 ical Practice Guideline by the Infectious Diseases Society of America (IDSA) and Society for  
401 Healthcare Epidemiology of America (SHEA): 2021 Focused Update Guidelines on Management  
402 of *Clostridioides difficile* Infection in Adults. *Clinical Infectious Diseases*. 2021 06;73(5):e1029-44.  
403 Available from: <https://doi.org/10.1093/cid/ciab549>.

- 404 [32] Norris AH, Shrestha NK, Allison GM, Keller SC, Bhavan KP, Zurlo JJ, et al. 2018 Infectious  
405 Diseases Society of America Clinical Practice Guideline for the Management of Outpatient Par-  
406 enteral Antimicrobial Therapy. *Clinical Infectious Diseases*. 2018 11;68(1):e1-e35. Available  
407 from: <https://doi.org/10.1093/cid/ciy745>.
- 408 [33] Metlay JP, Waterer GW, Long AC, Anzueto A, Brozek J, Crothers K, et al. Diagnosis and  
409 treatment of adults with community-acquired pneumonia. An official clinical practice guideline of  
410 the American Thoracic Society and Infectious Diseases Society of America. *American journal of  
411 respiratory and critical care medicine*. 2019;200(7):e45-67.
- 412 [34] Crocker A, Alweis R, Scheirer J, Schamel S, Wasser T, Levingood K. Factors affecting adher-  
413 ence to evidence-based guidelines in the treatment of URI, sinusitis, and pharyngitis. *Journal of  
414 Community Hospital Internal Medicine Perspectives*. 2013;3(2):20744.
- 415 [35] Tell D, Engström S, Mölstad S. Adherence to guidelines on antibiotic treatment for respiratory  
416 tract infections in various categories of physicians: a retrospective cross-sectional study of data  
417 from electronic patient records. *BMJ open*. 2015;5(7):e008096.
- 418 [36] Stojan JN, Daniel M, Hartley S, Gruppen L. Dealing with uncertainty in clinical reasoning: A  
419 threshold model and the roles of experience and task framing. *Medical Education*. 2022;56(2):195-  
420 201.
- 421 [37] Anahtar MN, Yang JH, Kanjilal S. Applications of machine learning to the problem of antimi-  
422 crobial resistance: an emerging model for translational research. *Journal of clinical microbiology*.  
423 2021;59(7):e01260-20.
- 424 [38] Rawson TM, Ahmad R, Toumazou C, Georgiou P, Holmes AH. Artificial intelligence can improve  
425 decision-making in infection management. *Nature Human Behaviour*. 2019;3(6):543-5.
- 426 [39] Fudenberg D, Tirole J. *Game Theory* Cambridge MA. MIT press Grossman S and O Hart  
427 [1983]: “An Analysis of the Principal-Agent Problem” *Econometrica*. 1991;51:7-45.