

# 1 **An Exploratory Systematic Review and Meta-analysis on Period Poverty**

2

3 <sup>1,2</sup>Gayathri Delanerolle\*, <sup>3,6</sup>Xiaojie Yang\*\*, <sup>2</sup>Heitor Cavalini\*, <sup>4</sup>Om Kurmi, <sup>5</sup>Camilla Rostivik, <sup>6,7</sup>Ashish  
4 Shetty, <sup>8</sup>Lucky Saraswat, <sup>9</sup>Julie Taylor, <sup>2</sup>Sana Sajid, <sup>2</sup>Shanaya Rathod<sup>2,10</sup>, <sup>2,11</sup>Jian Qing Shi\*\*\*, <sup>2,11</sup>Peter  
5 Phiri\*\*\*,

6

7

8

## 9 **Affiliations**

10

11 <sup>1</sup> Nuffield Department of Medicine, University of Oxford, OX3 7JX, Oxford, UK

12

13 <sup>2</sup> Research & Innovation Department, Southern Health NHS Foundation Trust, Southampton, SO30  
14 3JB, UK

15

16 <sup>3</sup>Yunnan University of Finance and Economics, Kunming, 650221, China

17

18 <sup>4</sup> Centre for Intelligent Healthcare, Institute of Health and Wellbeing, Coventry University, CV1 5LB,  
19 Coventry, UK

20

21 <sup>5</sup> Centre for Contemporary Art, University of St Andrews, Scotland, KY16 9AJ

22

23 <sup>6</sup> University College London, London, UK

24

25 <sup>7</sup> University College London Hospitals NHS Foundation Trust, London, UK

26

27 <sup>8</sup> Aberdeen Centre for Women's Health, University of Aberdeen, Aberdeen, UK

28

29 <sup>9</sup> School of Nursing and Midwifery, University of Birmingham

30

31 <sup>10</sup> Statistics and Data Science, Southern University of Science and Technology, Shenzhen, 518055,  
32 China

33

34 <sup>11</sup> Psychology Department, Faculty of Environmental and Life Sciences, University of Southampton,  
35 SO17 1BJ, Southampton, UK

36

37

38 **Corresponding author: Dr Peter Phiri, BSc, PhD, RN,**

39 **Director of Research & Innovation/ Visiting Fellow,**

40 Research & Innovation Department, Southern Health NHS Foundation Trust, Clinical Trials Facility,  
41 Tom Rudd Unit Moorgreen Hospital,

42 Botley Road, West End, Southampton SO30 3JB,

43 United Kingdom

44 [peter.phiri@southernhealth.nhs.uk](mailto:peter.phiri@southernhealth.nhs.uk)

45

46

47 \*\*\*Shared last author

48 \*Shared first author

49

## 50 **Declarations**

51

52 **NOTE:** This preprint reports new research that has not been certified by peer review and should not be used to guide clinical practice.

53 **Conflicts of interest**

53 PP has received a research grant from Novo Nordisk and other, educational from the Queen Mary  
54 University of London, other from John Wiley & Sons, other from Otsuka, outside the submitted work.  
55 SR reports other from Janssen, Lundbeck and Otsuka outside the submitted work. All other authors  
56 report no conflict of interest. The views expressed are those of the authors and not necessarily those  
57 of the NHS, the National Institute for Health and Social Care Research, the Department of Health and  
58 Social Care or the Academic institutions.

59

#### 60 **Availability of data and material**

61 The authors will consider sharing the dataset gathered upon receipt of reasonable requests.

62

#### 63 **Code availability**

64 The authors will consider sharing the dataset gathered upon receipt of reasonable requests.

65

#### 66 **Author contributions**

67 GD conceptualised the PLATO project as part of the ELEMI program which includes three work-  
68 packages. GD, HC, JQS and PP developed the systematic review protocol and embedded this within  
69 the PLATO project's work package 1. GD and JQS designed the statistical analysis plan. XY, GD and  
70 JQS completed the analysis. SS and PP completed the RoB and NOS. All authors critically appraised  
71 and commented on previous versions of the manuscript. All authors read and approved the final  
72 manuscript.

73

#### 74 **ORCID ID:**

75 Gayathri Delanerolle: 0000-0002-9628-9245

76 Xiaojie Yang: TBC

77 Heitor Cavalini: 0000-0003-2814-6477

78 Om Kurmi: 0000-0002-9518-4716

79 Camilla Rostivik: TBC

80 Ashish Shetty: 0000-0002-7441-6936

81 Lucky Saraswat: TBC

82 Julie Taylor: TBC

83 Sana Sajid: 0000-0001-5737-7552

84 Shanaya Rathod: 0000-0001-5126-3503

85 Jian Qing Shi: 0000-0002-2924-1137

86 Peter Phiri: 0000-0001-9950-3254

87

88 **Abstract**

89 **Background**

90 *Period poverty* is a global health and social issue that needs to be addressed. The primary  
91 aim of this study was to provide a comprehensive understanding on period poverty, including  
92 outcomes associated menstruation.

93

94 **Methods**

95 All observational and randomised clinical trials reporting menstruation challenges, menstrual  
96 poverty and menstrual products were included. Our search strategy included multiple  
97 electronic databases of PubMed, Web of Science, ScienceDirect, ProQuest and EMBASE.  
98 Studies published in a peer review journal in English between the 30<sup>th</sup> of April 1980 and the  
99 30<sup>th</sup> of April 2022 were included. The Newcastle-Ottawa Scale (NOS) was used to assess the  
100 risk of bias (RoB) of the systematic included studies. Pooled odds ratios (ORs) together with  
101 95% confidence intervals (CIs) are reported overall and for sub-groups.

102

103 **Results**

104 A total of 80 studies were systematically selected, where 38 were included in the meta-  
105 analysis. Of the 38 studies, 28 focused on children and young girls (i.e., 10-24 years old) and  
106 10 included participants with a wider age range of 15-49 years. The prevalence of using  
107 disposable sanitary pads was 45% (95% CI = [0.35,0.58]). The prevalence of menstrual  
108 education pre-menarche was 68% (95% CI = [0.56, 0.82]). The prevalence of good MHM was  
109 39% (95% CI = [0.25, 0.61]). Women in rural area (OR = 0.30, 95% CI = [0.13, 0.69]) were  
110 0.70 times less likely to have good MHM practices than those living in urban area.

111

112 **Discussion**

113 There was a lack of evidence, especially from low- and middle- income countries. Further  
114 research to better understand the scope and prevalence of period poverty should be  
115 considered. This will enable the development of improved policies to increase access to  
116 menstrual products and medical support where necessary.

117

118 **Funding**

119 Not Applicable

120

121 **Registration**

122 A systematic methodology was developed and published (CRD42022339536).

123

## 124 Introduction

125

126 The World Health Organisation (WHO) defines *health* as complete mental, physical,  
127 and social well-being, thus not a mere absence of a disease or infirmity. For women,  
128 menstrual health is integral to maintain their overall health as menstruation occurs  
129 between menarche and menopause, which may have a significant impact on their  
130 mental, physical, and social wellbeing. Menstruation, or periods, is a biological  
131 process that is part of nearly every biological female's life and is defined as cyclical  
132 bleeding that occurs as a result of the regeneration of the uterine endometrium corpus.  
133 Clinically, the *normal* menstrual process of 4 phases across a cycle of 28-35 days.<sup>1-2</sup>  
134 The regularity of these cycle, duration of each of the bleeding episodes within a cycle  
135 and the volume or heaviness of the bleed varies across women and can change  
136 throughout an individual's lifespan. <sup>1-2</sup> All women do not experience *normal* menstrual  
137 bleeding, with approximately 30% experiencing alterations to their pattern or volume  
138 of menstrual flow due to multiple aetiologies. <sup>3-4</sup> Many women also report symptoms  
139 such as pain, anxiety, fatigue, dysmenorrhea, and depression associated with their  
140 menstrual cycle that may require clinical involvement to diagnose potential  
141 reproductive health issues such as premenstrual dysphoric disorder, premenstrual  
142 syndrome, or endometriosis. <sup>1-3</sup> To promote positive health and wellbeing outcomes  
143 to all genders and clinicians, it is important to understand menstrual cycles and  
144 menstrual health that can be promoted in the first instance by way of menstrual health  
145 literacy and various public interventions such as maintaining good hygiene practices  
146 and access to menstrual products.

147

148 Access to menstrual products is as vital as access to other hygiene products. The  
149 WHO and United Nations International Children's Emergency Fund (UNICEF) has  
150 reported that many girls miss school and put their lives on hold to remain at home  
151 during their menstruation days due to a number of reasons, including access to toilets  
152 or menstrual products<sup>5-6</sup>. This is commonly reported as *period or menstruation*  
153 *poverty*.<sup>7</sup> Period poverty is a global health issue impacting people who do not have  
154 access to hygienic and safe menstrual products. This is particularly important for  
155 regions with conflicts and disasters, which leave menstruating people with minimal or  
156 no access to safe menstrual products, clean and toilets. This could lead to the use  
157 of unconventional methods to manage the bleeding such as the use of clothing, rags  
158 or sitting on old tin cans. <sup>7-9</sup> Ancient traditions such as *Chhaupadi* practices could  
159 further risk girls and women from securely managing their menstruation.<sup>10</sup> Chhaupadi  
160 is practiced in some far western rural regions in Nepal where young girls are banished  
161 into sheds or mud huts during menstruation or even longer as they believe this brings  
162 ill health or bad luck to the families. <sup>10</sup> Often these people have little or no access to  
163 washing facilities or supplies leading to health issues, including physical and  
164 psychological hardship. <sup>10-11</sup> Despite Chhaupadi being illegal in Nepal since 2005,  
165 Action Aid reports that it is practiced in some communities to date.<sup>11</sup> Whilst poverty  
166 and stigma impact the right for a girl child's education, especially in low-middle-income  
167 countries, The United Nations Educational, Scientific and Cultural Organisation

168 (UNESCO) reports that 1 in 10 girls in Africa alone misses school during their  
169 menstruation.<sup>12-15</sup> Missing school could lead to dropping out, risking child marriage  
170 and pregnancy at a younger age, as reported by Action Aid<sup>16</sup>.

171

172 It has been reported for many decades that menstrual poverty is associated with  
173 stigma and shame and impacts the dignity and overall wellbeing. Despite being a  
174 developed country, over 37% of women in the UK have experienced periods shaming  
175 by way of isolation, bullying and jokes, based on an Action Aid survey report<sup>17</sup>.  
176 Approximately 40% of women reported being humiliated by their partners, while over  
177 half of UK women said they were embarrassed when they got their periods for the first  
178 time. In addition, over 52% reported they hide sanitary products when taking these to  
179 the toilet to prevent anyone else from being embarrassed, whilst 43% reported they  
180 felt people would make inappropriate remarks. The New York Post reported similar  
181 findings from a study commissioned by THINX, which indicated 58% of women felt  
182 embarrassed during the menstruation period whilst 42% experienced period-shaming,  
183 where 1 in 5 of those women reported these feelings were due to comments made by  
184 male friends.<sup>18</sup>

185

186 It is evident that period poverty appears to be a global phenomenon, and key  
187 sociological as well as clinical features may differ due to varying risk factors in diverse  
188 geographical regions. To identify the impact of period poverty in diverse populations  
189 and common denominators observed between low-middle-income countries (LMICs)  
190 and high-income countries, it is vital to better understand current gaps in knowledge,  
191 policies and practice. To achieve this, we developed the PLATO project with the first  
192 component focusing on an evidence synthesis of the existing peer reviewed literature.

193

## 194 **Methods**

195

196 A systematic methodology was developed and published as a protocol in PROSPERO  
197 (CRD42022339536) to explore period poverty. A meta-analysis was conducted in  
198 addition to two key thematic variables identified through the systematic review of  
199 homelessness, infections, lived experiences and mental health impact due to  
200 menstruation.

201

202 Within the context of this study, rural and urban areas of the study were defined by  
203 natural administrative division of the location as reported within the peer review  
204 publications. The division of LMIC, middle-low-income countries (MICs) and high-  
205 income countries (HICs) were defined based on the dividing standards of the World  
206 Banking Group.

207

208 The primary aim of this study was to provide a comprehensive understanding on  
209 period poverty, including outcomes associated menstruation such as affordability of  
210 menstrual products such as disposable sanitary pads, accessibility to menstruation  
211 education tools, adequate menstrual hygiene management (MHM) practice and

212 urinary tract infections. The difference in MHM practices in a variety of contexts such  
213 as age groups, religious beliefs, parents' educational status, and school absenteeism  
214 due to dysmenorrhea were also explored.

215

#### 216 *Inclusion/Exclusion*

217

218 All observational and randomised clinical trials reporting menstruation challenges,  
219 menstrual poverty and menstrual products were included. Studies published in a peer  
220 review journal in English between the 30<sup>th</sup> of April 1980 and the 30<sup>th</sup> of April 2022 were  
221 included. All editorials, letters to editors and commentaries, and papers published in  
222 languages other than English were excluded.

223

#### 224 *Patient and Public Involvement*

225

226 All the data used in this systematic review is publicly available. No further patient or  
227 public involvement was implemented for this paper.

228

#### 229 *Search strategy*

230

231 Our search strategy included multiple electronic databases of PubMed, Web of  
232 Science, ScienceDirect, ProQuest and EMBASE. Subject index terms used were:  
233 Menstrual education, anthropology, period poverty, pads, sanitary pads, sanitary  
234 facilities, menstrual hygiene, urinary tract infections, menstrual health, and women's  
235 periods. The title and abstract of each publication were screened independently by  
236 two investigators. A consensus was reached for studies that were unsuitable for  
237 inclusion. Articles that were included were reviewed in full independently by two  
238 investigators. These were re-reviewed independently prior to the data extraction.  
239 Difference of opinions and queries were resolved by the by the Principal Investigator  
240 and Chief Investigator.

241

#### 242 *Data extraction*

243

244 We developed an extraction template specific to the objectives of the study although  
245 the aim was to gather a wider dataset to ensure vital data was not missed to answer  
246 the research aims comprehensively.

247

248 Participants included in the study populations were those who live and/or are at risk of  
249 menstrual poverty. All studies reporting a menstrual product and/or an educational  
250 intervention associated with menstruation were extracted by way of the instruments,  
251 measures of tool and questionnaires. The final dataset was independently reviewed  
252 before the analysis commenced.

253

254 Participants included in the study populations were those who have experienced or  
255 are at risk of menstrual poverty. All studies reporting a menstrual product and/or an

256 educational intervention associated with menstruation were extracted by way of the  
257 instruments, measures of tool and questionnaires. The final dataset was  
258 independently reviewed before the analysis commenced.

259  
260

### 261 *Risk of bias*

262

263 The Newcastle-Ottawa Scale (NOS) was used to assess the risk of bias (RoB) of the  
264 systematic included studies. A risk of bias table has been made available as a  
265 supplementary file. The RoB table reflects a fixed set of biases linked to the study  
266 design, conduct and reporting.

267

### 268 *Meta-analyses*

269

270 Out of the 1432 studies screened, 1182 were excluded. Of the 250 studies assessed  
271 for eligibility, 170 were excluded. Hence, 80 studies were systematically included, and  
272 38 were included in the meta-analysis (see Figure 1). The 38 studies were explored  
273 to obtain several indicators of period poverty, such as access to menstrual education  
274 tools, use of menstrual pads and MHM practice, as well as their related issues such  
275 as urinary tract infections, religious status, educational level of parents, geographical  
276 location including urban and rural areas, and the presence of a financial allowance.

277

278

279

280

281

282

283

284

285

286

287

288

289

290

291

292

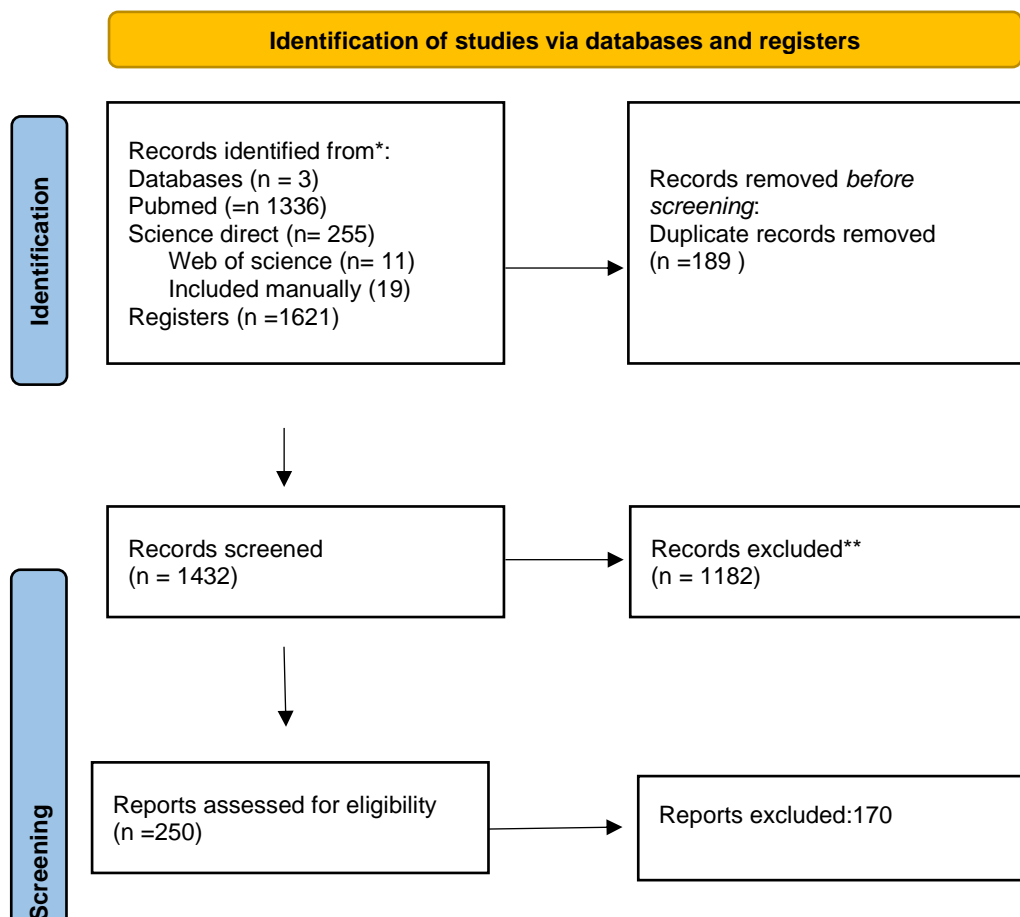
293

294

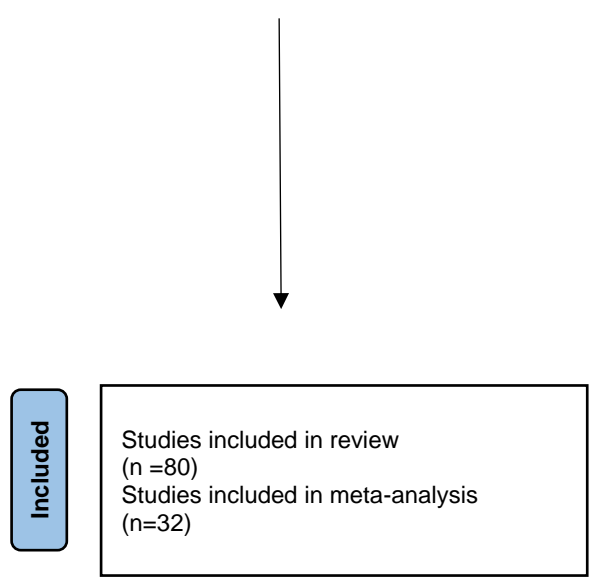
295

296

297



298  
299  
300  
301  
302  
303  
304  
305  
306  
307  
308  
309  
310  
311  
312  
313  
314  
315  
316  
317  
318  
319  
320  
321  
322  
323  
324  
325  
326  
327  
328  
329  
330  
331  
332  
333  
334  
335  
336  
337  
338  
339



**Figure 1. PRISMA 2020 Flow Diagram showing study selection**

To calculate the summary effect size across studies, meta-analysis of single proportions was applied to (a)-(c), and meta-analysis for comparison of two interventions was applied to (d)-(k).<sup>19-20</sup> Since almost all outcomes of interest in the current analysis were dichotomous, meta-analysis with binary data was performed, and accordingly the pooled odds ratio (OR) with a 95% confidence interval (CI) was used to assess the effect of two interventions.<sup>20-21</sup> Statistical heterogeneity was evaluated by the commonly used measure  $I^2$  with p-value, and further  $I^2$  larger than 50% with a much small p-value indicates strong heterogeneity. In comparison,  $I^2$  less than 50% with a large p-value indicates fairly weak heterogeneity.<sup>22</sup> In the presence of high heterogeneity, the random effects model was employed; instead, the fixed effects model was used if there was weak or no heterogeneity.<sup>23</sup> In some cases, subgroup analysis was carried out to identify the sources of heterogeneity, and sensitivity analysis was conducted for mainly assessing robustness of the synthesized results. Finally, publication bias was addressed seriously in the discussion part. All statistical outputs were reported using R.<sup>24-25</sup>

A systematic analysis was used for studies that were excluded from the meta-analysis including those reporting lived experiences and the mental health impact associated with menstruation.

**Results**

Studies with limited discussion about menstrual products, menstruation knowledge and menstrual hygiene management (MHM) practice were excluded, resulting in a final dataset of 80 studies (see Table 2). Of the 80 studies, 38 studies were selected for meta-analysis. Of 38 the studies, 34 were from lower middle-income countries (LMICs) and 4 from developed countries (non-LMICs).



340

341 **Meta-Analysis**

342

343 *Prevalence of Using Disposable Sanitary Pads*

344

345 We explored the link of disposable sanitary pads as an indicator of period poverty. A  
346 meta-analysis of single proportions was applied to 32 studies with a sample of 212,459  
347 women, that indicated a prevalence of 45% (95% CI = [0.35,0.58]). Figure 2a shows  
348 the forest plot for 32 studies. The value of 100% of  $I^2$  (p-value = 0) indicates a  
349 significant statistical heterogeneity.

350

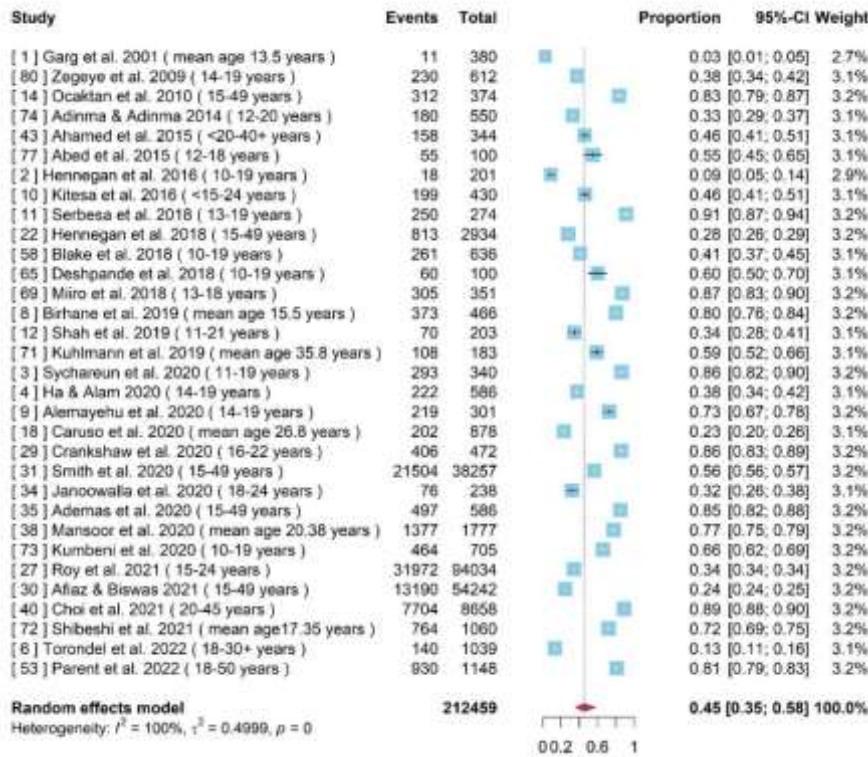


Figure 2a. Forest plot shows the prevalence of using disposable sanitary pads across 32 studies.

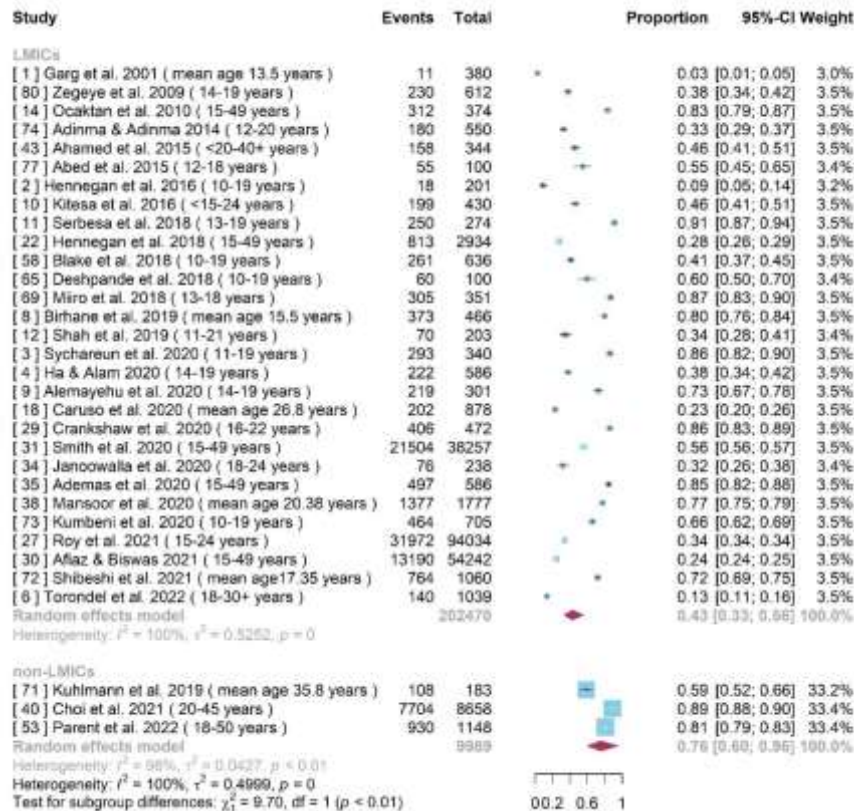


Figure 2b. Forest plot shows the prevalence of using disposable sanitary pads in LMICs and non-LMICs, respectively.

352  
353  
354  
355  
356  
357  
358  
359  
360  
361  
362  
363  
364  
365  
366  
367  
368  
369  
370  
371  
372  
373  
374  
375

To explore the sources of heterogeneity, a subgroup analysis was conducted using the geographical locations of the studies and demonstrated in a forest plot (Figure 2b). A statistically significant difference (p-value < 0.01) was identified between LMICs and non-LMICs using sanitary pads where the pooled prevalence was 43% (95% CI = [0.33, 0.56]) and 76% (95% CI = [0.60, 0.96]), respectively. Figure 2b also showed that heterogeneity remained unchanged in LMICs ( $I^2 = 100\%$ , p-value = 0) and non-LMICs ( $I^2 = 98\%$ , p-value < 0.01), indicating that the identified heterogeneity was not geographical location influenced.

### ***Prevalence of Having Knowledge/Awareness on Menstruation before Menarche***

Several surveys were meta-analysed to better understand adolescent girls' menstrual education and pre-menarche awareness. Common survey questions notably included, “were you familiar with menstruation before you got your first period <sup>3</sup>”, “Information availability before reaching menarche <sup>4</sup>”, “heard about menstruation before menarche <sup>9</sup>”, and “prior knowledge about menstruation before menarche <sup>11</sup>” and “awareness about menarche before its onset <sup>79</sup>”. This information was used to conduct a meta-analysis of 11 studies with a sample size of 4944 young women. A high heterogeneity was detected with  $I^2 = 98\%$  and p-value < 0.01) (Figure 3a). The random effects model reported the overall prevalence to be 68% (95% CI = [0.56, 0.82]).

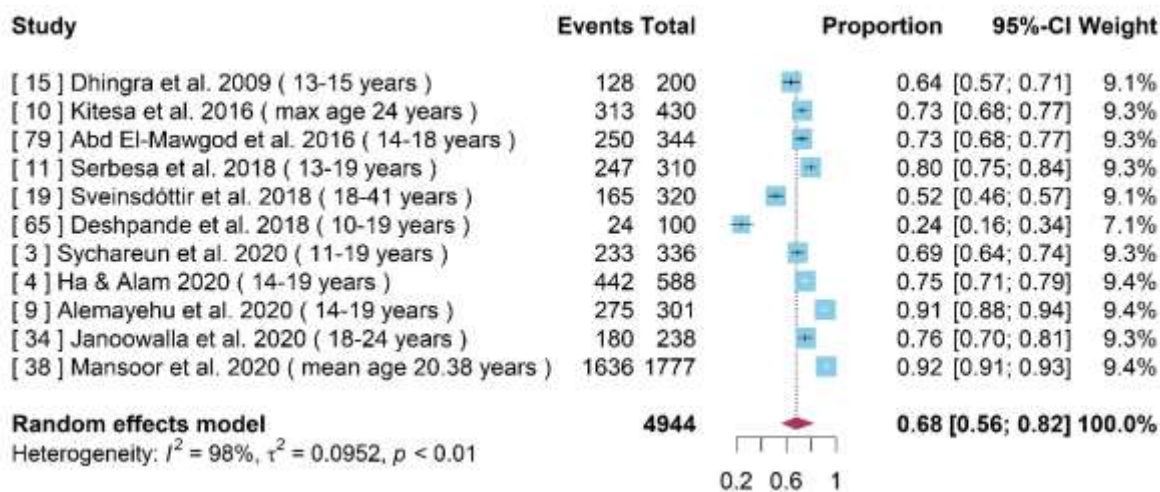


Figure 3a. Forest plot for the prevalence of having knowledge/awareness on menstruation

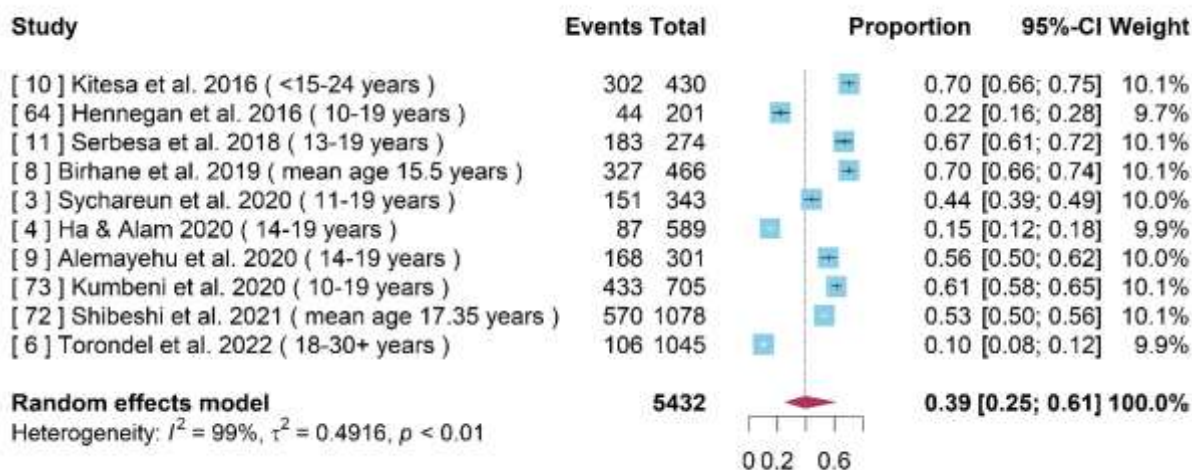


Figure 3b. Forest plot for the prevalence of good MHM practice across ten studies.

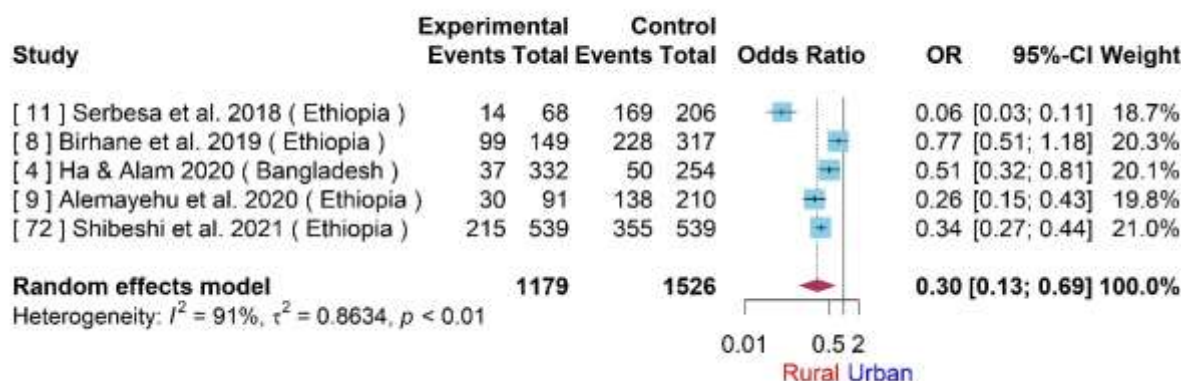


Figure 3c. Forest plot for the rural-urban difference of MHM practice level (good/bad).

376  
377  
378  
379

**Prevalence of Good Menstrual Hygiene Management (MHM) Practice**

380 Good menstrual hygiene management (MHM) practice during menstruation is  
381 essential to prevent various other health issues such as urinary tract infections (UTIs).  
382 <sup>35</sup> MHM practice lacks a standardised definition although a consensus is that it is  
383 expected that throughout the bleeding phase, people require clean absorbents,  
384 adequate frequency of absorbent change, washing the body with soap and water,  
385 adequate disposal, and privacy for managing menstruation. All involved studies  
386 pre-designed some practice-related questions in research studies to determine the  
387 level of MHM practice, defined simply as good or bad. Figure 3b demonstrates a forest  
388 plot of the prevalence of good MHM practice across ten studies with a total of 5432  
389 women. The random effects model was used due to strong heterogeneity indicated by  
390  $I^2 = 99\%$  and  $p\text{-value} < 0.01$ . The overall prevalence of good MHM practice was 39%  
391 (95% CI = [0.25, 0.61]).

392  
393

#### 394 ***Rural-urban Difference in MHM Practice Level (Good/Bad)***

395

396 A total of 5 studies with a sample size of 2705 women reported differences of MHM  
397 practice levels within rural and urban settings. The pooled odds ratio (OR) of good  
398 MHM practice between rural and urban areas was 0.30 (95% CI = [0.13, 0.69]),  
399 indicating that women living in rural area were 0.70 times less likely to have good MHM  
400 practices in comparison to those living in an urban area. A high heterogeneity of 91%  
401 of  $I^2$  ( $p\text{-value} < 0.01$ ) was identified (Figure 3c), possibly due to the differences in  
402 covariates, assessment tools and other factors.

403

#### 404 ***Difference of MHM Practice Level (Good/Bad) between Two Age Groups***

405

406 Based on available data from 3 studies with a total of 1637 adolescent girls, special  
407 attention is paid to two groups aged at less than or equal to 15 years and 16 to 19  
408 years. The random effects model yielded a  $I^2$  of 82% with a pooled OR of good MHM  
409 practices between two age groups of 0.77 (95% CI = [0.44, 1.34]), which is not  
410 statistically significant (Figure 4a).

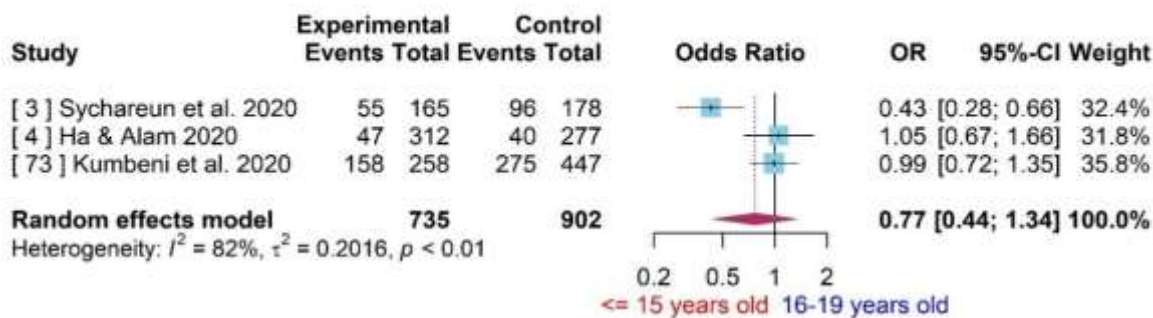


Figure 4a. Forest plot for the difference of MHM practice level (Good/Bad) between two age groups.

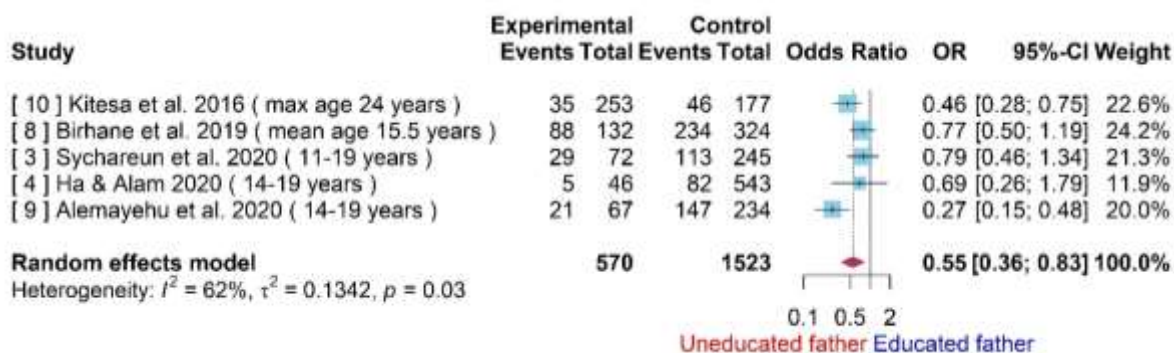


Figure 4b. Forest plot for difference of MHM practice level (good/bad) among adolescent girls with uneducated and educated father.

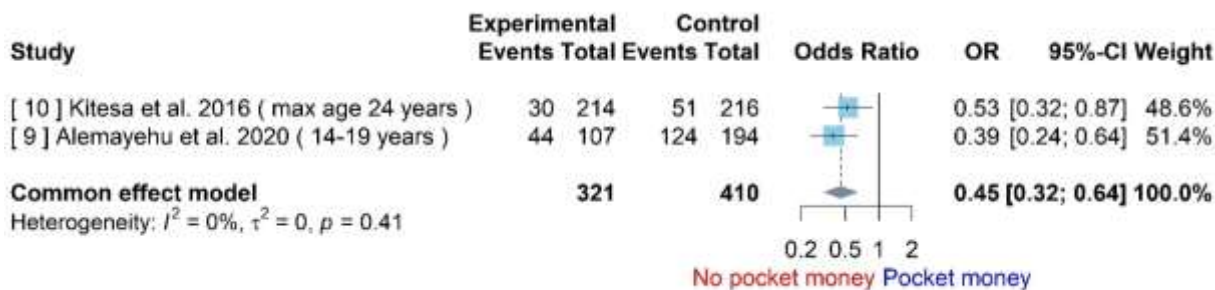


Figure 4c. Forest plot for difference of MHM practice level (good/bad) among adolescent girls with uneducated and educated mother. Available in supplemental material

411  
 412  
 413  
 414  
 415  
 416  
 417  
 418  
 419  
 420  
 421  
 422  
 423  
 424

**Difference of MHM Practice Level (Good/Bad) among Adolescent Girls with Uneducated and Educated Father/Mother**

Parents' educational background showed an impact on MHM practices among adolescent girls. In some studies father's or mother's educational status was divided into illiterate and literate, while in other studies categorised as uneducated, primary education, secondary or high school education, and college or above. To simplify the data, father's or mother's educational status was defined as uneducated, where either parent lacked primary education whilst, educated was anyone that had any above secondary. Figure 4b showed a forest plot for difference of MHM practice level (good/bad) among adolescent girls with uneducated and educated fathers, and the

425 pooled OR was 0.55 (95% CI = [0.36,0.83]). This provides significant evidence of the  
426 lower prevalence of good MHM practice among adolescent girls with uneducated  
427 fathers. Similarly, Figure 4c demonstrated that adolescent girls with uneducated  
428 mothers were 0.48 times less likely to have good MHM practices than those with  
429 educated mothers.

430

431 ***Difference of MHM Practice Level (Good/Bad) among Adolescent Girls without and with***  
432 ***Pocket Money***

433

434 To some extent, the possibility of getting a financial allowance, also referred to as a  
435 pocket money indicated the socioeconomic status of the family which would indicate  
436 their affordability to disposable sanitary pads. Thus, two studies that reported on the  
437 use of disposable sanitary pads with a total of 731 adolescent girls were analysed.  
438 The forest plot (Figure 5a) demonstrates the difference of MHM practice levels among  
439 adolescent girls with and without pocket money. The  $I^2 = 0$  (p-value = 0.41) means  
440 that there was very weak statistical heterogeneity. The pooled OR was 0.45 (95%CI =  
441 [0.32, 0.64]), indicating that adolescent girls who have no pocket money were 0.55  
442 times less likely to have good MHM practices than those who have pocket money.

443

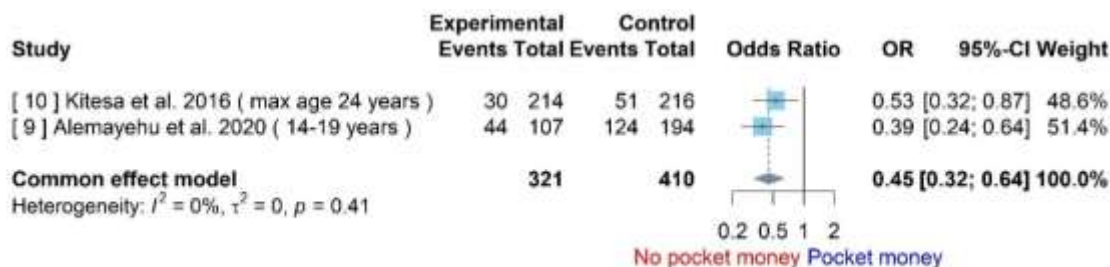


Figure 5a. Forest plot for difference of MHM practice level (good/bad) among adolescent girls without and with pocket money.



Figure 5b. Forest plot for difference of MHM practice level (good/bad) among adolescent girls of having no and having discussion about menstruation with parents. Available in supplemental material

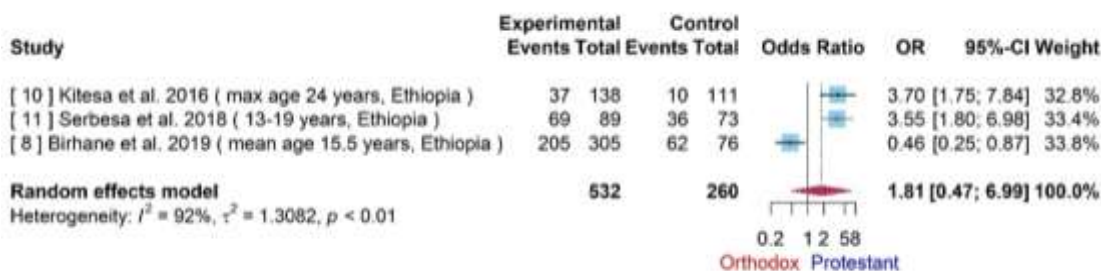


Figure 5c. Forest plot for the difference of MHM practice level (Good/Bad) among adolescent girls with orthodox and protestant.

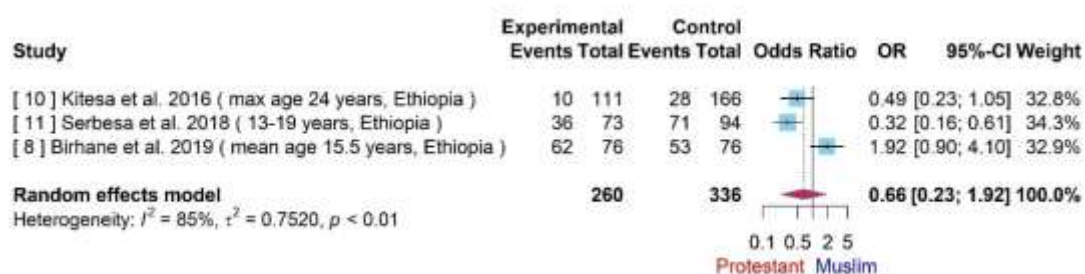


Figure 5d. Forest plot for difference of MHM practice level (Good/Bad) among adolescent girls with protestant and Muslim. Available in supplemental material

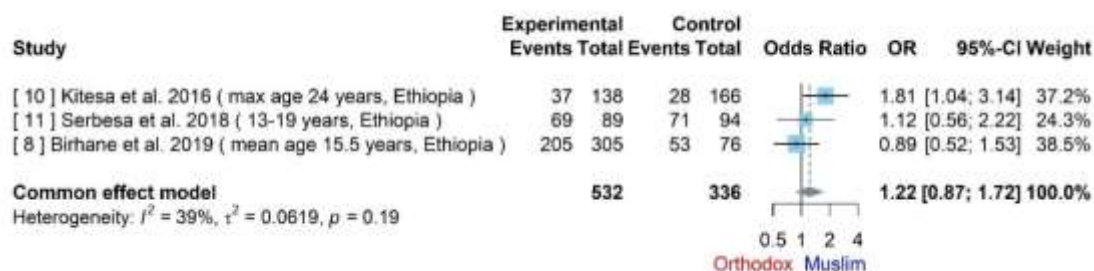


Figure 5e. Forest plot for difference of MHM practice level (Good/Bad) among adolescent girls with orthodox and Muslim. Available in supplemental material



445

446 ***Difference of MHM Practice Level (Good/Bad) among Adolescent Girls of Having No***  
447 ***and Having Discussion about Menstruation with Parents***

448

449 Discussion points between a parent and a young girl were explored where the  
450 paradigm indicated open discussions around menstruation issues. Responses to  
451 these questions reflects the parent-child relationship. The forest plot indicates (Figure  
452 5b) a difference between MHM practices among adolescent girls who did not have a  
453 discussion with their parents versus those who had a discussion was 0.46 (95% CI =  
454 [0.28, 0.75]).

455

456 ***Difference of MHM Practice Level (Good/Bad) among Female Followers of Different***  
457 ***Religions***

458

459 Literature indicated the presence of a correlation between religious views and MHM  
460 practices, as demonstrated within 3 studies conducted in Ethiopia, with a combined  
461 sample size of 1128 adolescent girls. Thus, a pairwise meta-analysis was employed  
462 to compare the MHM practice levels among women of Orthodox, Protestant and  
463 Islamic beliefs. Figures 5c-5e demonstrated forest plots comparing Orthodox versus  
464 Protestant, Protestant versus Islam, and Orthodox versus Islam, respectively. The  
465 corresponding pooled ORs were 1.81 (95% CI = [0.47, 6.99]), 0.66 (95% CI = [0.23,  
466 1.92]), and 0.66 (95% CI = [0.87, 1.72]). Based on the CIs, there is no statistically  
467 significant difference in MHM practice levels among women from Orthodox, Protestant  
468 and Islamic beliefs.

469

470 ***School Absenteeism Due to Dysmenorrhea***

471

472 Dysmenorrhea is another key feature of menstruation indicating an important reason  
473 for school absenteeism among adolescent girls. Two studies reported mild and  
474 moderate menstrual pain among their participants. We combined mild to moderate  
475 pain and defined as not severe menstrual pain for the analyses. This was combined  
476 with four studies. The total sample size was 1582 (See Supplementary Figure 1). The  
477 pooled OR of school absenteeism between adolescent girls with severe and not  
478 severe menstrual pain was 4.26 (95% CI = [2.27, 7.99]), indicating those with severe  
479 menstrual pain were 4.26 times more likely to miss school than those without  
480 menstrual pain.

481

482 Participants in study 7 were aged between 19 to 25 years of age, whilst others were  
483 less than 19 years old. There appears to be high heterogeneity ( $I^2=83%$ , p-value <  
484 0.01) in the sample. Thus, it was excluded, and the heterogeneity was re-evaluated  
485 where the pooled OR is 2.98 (95% CI = [2.29, 3.87]). Supplementary Figure 2 indicates  
486  $I^2$  to be 0 with a p-value of < 0.01. The heterogeneity, therefore, was specific to Study  
487 7. The participant group of 19 to 25 years old, or, more precisely, age group may be  
488 one of the main sources of heterogeneity.

489

490 To explore the association between school absenteeism and whether or not using  
491 disposable sanitary pads have any impact, a meta-analysis was applied to 3 studies  
492 with a total sample size of 1280 adolescent girls. Supplementary Figure 3 indicated  
493 significant evidence of statistical heterogeneity ( $I^2=83\%$ , p-value < 0.01). The pooled  
494 OR of 2.08 (95% CI = [1.10, 3.91]) indicates that adolescent schoolgirls who did not  
495 use disposable sanitary pads were 1.08 times more likely to be absent from school  
496 than those using sanitary pads.

497

#### 498 ***Association between Dysmenorrhea and Regularity of Menstrual Cycle***

499

500 As presented in the former part, there is a statistically significant association between  
501 the severity of dysmenorrhea and school absenteeism. To further identify the possible  
502 causes of dysmenorrhea, two studies were meta-analysed with a total sample size of  
503 1285 with confirmed experience of regular or irregular menstrual cycles. Supplementary  
504 Figure 4 indicated a lack of statistical heterogeneity ( $I^2 = 0$ , p-value = 0.89) and thus  
505 the fixed effects model was used. The pooled OR was 2.31 (95% CI = [1.76,3.02]),  
506 indicating the prevalence of dysmenorrhea among adolescent girls with irregular  
507 menstrual cycles is 2.31 times as high as those with a regular cycle.

508

509 Another key area of period poverty is the associated mental health impact, which can  
510 differ between those who suffer from mental illness and those who do not. Whilst there  
511 was insufficient data for a meta-analysis, there was evidence to suggest a link between  
512 menstruation and prevalence of stress, anxiety, and depression.<sup>3</sup> In addition,  
513 socioeconomic status can impact the prevalence of stress, anxiety and depression  
514 experienced by different populations.

515

#### 516 **Discussion**

517

518 Period poverty is a global health issue, more prominent in low-middle-income  
519 countries. There are varying risk factors dependent on geographical location and this  
520 reflects in the differing sociological and clinical features, as explored in this paper.

521

522 This study demonstrates correlations between severity of dysmenorrhea and school  
523 absenteeism among girls between 14-19 years of age with and without regular  
524 menstruation. Another key area of period poverty is the associated mental health  
525 impact, which can differ between those who suffer from mental illness and those who  
526 do not. Whilst there was insufficient data for a meta-analysis, there was evidence to  
527 suggest a link between menstruation and prevalence of stress, anxiety, and  
528 depression.<sup>3</sup> In addition, socioeconomic status can impact the prevalence of stress,  
529 anxiety and depression experienced by different populations. This could be  
530 exacerbated among those acquiring urinary tract infection (UTIs).<sup>35-36</sup>

531

532 UTIs have been reported by Das and colleagues to be a common problem among  
533 those without pad use. Janoowalla and colleagues demonstrated no change in the  
534 prevalence of urinary tract infections between those using and not-using pads in the  
535 Kibogora region in Rwanda. Das and colleagues indicated a higher risk of urogenital  
536 infections among women using reusable absorbent pads within the Odisha region in  
537 India. Bacterial vaginosis (BV) is another issue impacting women with poorer  
538 menstrual practices. Das and colleagues reported that menstrual hygiene practices  
539 were associated with a symptomatic BV or UTI.<sup>36</sup>

540  
541 MHM practices were another key endpoint in this study which demonstrated to differ  
542 among women of Islamic, Protestant and Orthodox religious beliefs in Ethiopia.  
543 Representativeness of these findings to other ethnicities requires further research.

544  
545 Homelessness is another facet that is vital to explore to identify the impact of period  
546 poverty. For example, in the United States, 553,000 experience homelessness in a  
547 night compared to 320,00 in the UK.<sup>26-27</sup> It is reported that 25% of homeless service  
548 users in the UK are single women and 28% in the United States. These could be  
549 underestimated as hidden homeless is another facet where people do not access  
550 services but stay in temporary accommodation settings, including friends and  
551 relatives. Many official reports lack information regarding experiences of menstruation  
552 among the homeless. Padgett and colleagues demonstrate that this multifaceted  
553 concern or as a feature of reproductive health is now being explored, although  
554 comprehensive evidence is required.<sup>28</sup> Phenomenology demonstrates homeless  
555 menstrual lived experiences, which is an important aspect of understanding period  
556 poverty by exploring the interrelatedness between the consciousness, body and the  
557 flesh of a woman.<sup>29</sup> Homeless people are a marginalised community; thus,  
558 menstruation could emphasise their vulnerability. Historically, social sciences  
559 research has focussed on commodification, medicalisation and stigma associated with  
560 menstruation. Anglo-American publications have also failed to discuss intersectionality  
561 and focus primarily on white, middle-class, cisgender women or in a developmental  
562 context where women are in poverty.<sup>30-32</sup> The sociopsychological and socioeconomic  
563 aspects associated with women living in poverty versus those not can sometimes be  
564 polarised from a period poverty perspective. Health outcomes among disenfranchised  
565 groups of women due to lack of or minimal access to menstrual products can have  
566 significant effects where clinical interventions would be required to manage the  
567 symptoms, including systemic issues. Another facet is that the supply of menstrual  
568 products to homeless services such as shelters, and day centres should be more  
569 effective. This should include the availability of staff that could be approached to talk  
570 about menstruation or any associated problems.<sup>33</sup>

571  
572 Another facet of period poverty is the composition of menstrual pads which is not the  
573 same in terms of their textile and polymer composition. Varying viscosity of menstrual  
574 flow could also impact the suitability of the differing pads, given that these are worn  
575 for different periods. Another aspect to consider as an external factor for menstrual

576 products would be to produce material that can be disposed of in a biodegradable  
577 manner. Mazgak and colleagues (2006) and Hait et al. (2019) indicated that sanitary  
578 pads have a higher negative environmental footprint due to eutrophication and climate  
579 change. Limited evidence is available about menstrual underwear and menstrual cups  
580 associated with environmental impact. This further complicates menstrual hygiene  
581 issues, equitable availability and acceptability, especially among LMIC populations.  
582

583 Whilst this study has indicated the majority of the evidence on period poverty is within  
584 LMIC and MICs, there appears to be a lack of studies available within developed  
585 countries despite the definition of “period poverty”, including the inability to afford  
586 menstrual products. Given the risk of living costs, many media publications and social  
587 media posts indicate that period poverty is a concern within developed countries. For  
588 example, Cardoso and colleagues indicated that women in the United States reported  
589 14.2% experienced period poverty in 2020, with an additional 10% experiencing it  
590 monthly.<sup>36</sup> Whilst knowledge, attitude and practices associated with menstruation  
591 among poorer and vulnerable communities are likely to be lower regardless of the  
592 geographical location. As a result, the psychosocial dynamics may have a negative  
593 impact. The findings of these studies may have been exacerbated due to the COVID-  
594 19 pandemic with substantial increases in unemployment and cost of living. Basic  
595 goods and service cost increase includes those of menstrual products. Thus, the  
596 pandemic has had gendered implications impacting the vulnerability of women.  
597 Caretaker roles of women have significantly grown as a result of lockdowns, and such  
598 requirements have been inadequately explored.<sup>42</sup>  
599

600 In addition, limited evidence is demonstrated around mental health implications due to  
601 the period of poverty. Cardoso and colleagues demonstrated an association between  
602 period poverty and depression among women within the United States who were  
603 previously depression naïve.<sup>36</sup> This is similar to the findings reported between food  
604 insecurity associated with depression in adults and anxiety, depression and suicidal  
605 ideation among adolescents.<sup>36-39</sup> Similarly, depression and anxiety were reported  
606 among people experiencing housing insecurities compared to those with stable  
607 houses.<sup>40-41</sup>  
608

## 609 **Limitations**

610  
611 The data identified is limited to either smaller sample sizes and/or geographical  
612 locations that could limit the generalisability of the findings to introduce impactful and  
613 meaningful changes to policy and clinical practice.  
614

## 615 **Conclusion**

616  
617 Undoubtedly, many issues affect the experiences of managing menstruation and  
618 access to menstrual products. Thus, there could be a growing need for global period  
619 poverty. To address the current gaps and ensure period poverty can be minimised,

620 comprehensive research would be required. Policymakers and independent  
621 authorities should consider improved healthcare legislation, equitable access to  
622 menstrual products, information, and healthcare providers.

623

#### 624 **Abbreviations**

625

626 **(MHM)** Menstrual hygiene management

627 **(WHO)** World Health Organisation

628 **(UNICEF)** United Nations International Children's Emergency Fund

629 **(LMICs)** Low-middle-income countries

630 **(MICs)** Middle-low-income countries

631 **(HICs)** High-income countries

632

#### 633 **Acknowledgements**

634 This study has been supported by Southern Health NHS Foundation Trust.

635

636

637

638 **References**

639

640 1. Munro M.G. Critchley H.O.D. Fraser I.S. Committee FIGO Menstrual Disorders  
641 Committee The two FIGO systems for normal and abnormal uterine bleeding  
642 symptoms and classification of causes of abnormal uterine bleeding in the  
643 reproductive years: 2018 revisions. *Int J Gynaecol Obstet.* 2018; 143: 393-408

644

645 2. Sharp H.T. Johnson J.V. Lemieux L.A. Currigan S.M. Executive summary of  
646 the Revitalize initiative: standardizing gynecologic data definitions. *Obstet Gynecol.*  
647 2017; 129: 603-607

648

649 3. Kjerulff K.H. Erickson B.A. Langenberg P.W. Chronic gynecological conditions  
650 reported by US women: findings from the National Health Interview Survey, 1984 to  
651 1992. *Am J Public Health.* 1996; 86: 195-199

652

653 4. Munro MG, Critchley HOD, Fraser IS; FIGO Menstrual Disorders Committee.  
654 The two FIGO systems for normal and abnormal uterine bleeding symptoms and  
655 classification of causes of abnormal uterine bleeding in the reproductive years: 2018  
656 revisions. *Int J Gynaecol Obstet.* 2018 Dec;143(3):393-408. doi: 10.1002/ijgo.12666.  
657 Epub 2018 Oct 10. Erratum in: *Int J Gynaecol Obstet.* 2019 Feb;144(2):237. PMID:  
658 30198563.

659

660 5. United Nations International Children's Emergency Fund (UNICEF). Menstrual  
661 Hygiene. Available from: [Menstrual hygiene | UNICEF](#)

662

663 6. World Health Organization (WHO). WHO statement on menstrual health and  
664 rights. 2022. Available from: [WHO statement on menstrual health and rights](#)

665

666 7. Wateraid.org. Module one: Menstrual Hygiene Basics. 2012. Available from:  
667 [http://www.wateraid.org/~/\\_media/Files/Global/MHM%20files/Module1\\_HR.pdf](http://www.wateraid.org/~/_media/Files/Global/MHM%20files/Module1_HR.pdf).  
668 [Accessed on 2022 Aug 09].

669

670 8. Garg S, Anand T. Menstruation related myths in India: strategies for combating  
671 it. *J Family Med Prim Care.* 2015 Apr-Jun;4(2):184-6. doi: 10.4103/2249-  
672 4863.154627. PMID: 25949964; PMCID: PMC4408698.

673

674 9. Periods in humanitarian disasters. 2022 Sep. Available from:  
675 [https://www.actionaid.org.uk/our-work/period-poverty/periods-in-humanitarian-](https://www.actionaid.org.uk/our-work/period-poverty/periods-in-humanitarian-disasters)  
676 [disasters](https://www.actionaid.org.uk/our-work/period-poverty/periods-in-humanitarian-disasters)

677

678 10. REALISING THE HUMAN RIGHTS TO WATER AND SANITATION: A  
679 HANDBOOK BY THE UN SPECIAL RAPPORTEUR CATARINA DE  
680 ALBUQUERQUE. [https://www.actionaid.org.uk/our-work/period-poverty/periods-in-](https://www.actionaid.org.uk/our-work/period-poverty/periods-in-humanitarian-disasters)  
681 [humanitarian-disasters](https://www.actionaid.org.uk/our-work/period-poverty/periods-in-humanitarian-disasters) [Accessed on September 21st ,2022]

- 682  
683 11. Mother and two boys suffocate in Nepal's latest 'period hut' tragedy. The  
684 Guardian.[https://www.theguardian.com/globaldevelopment/2019/jan/10/mother-and-](https://www.theguardian.com/globaldevelopment/2019/jan/10/mother-and-two-boys-suffocate-in-nepal-latest-period-hut-tragedy)  
685 [two-boys-suffocate-in-nepal-latest-period-hut-tragedy.](https://www.theguardian.com/globaldevelopment/2019/jan/10/mother-and-two-boys-suffocate-in-nepal-latest-period-hut-tragedy)  
686  
687 12. Puberty education & menstrual hygiene management. ISBN: 978-92-3-100011-  
688 <https://unesdoc.unesco.org/ark:/48223/pf0000226792> [Accessed on September 21st,  
689 2022].  
690  
691 13. United Nation of Rwanda. Round up.  
692 [http://rwanda.unfpa.org/sites/esaro/files/pubpdf/news\\_round\\_up\\_issue%2017](http://rwanda.unfpa.org/sites/esaro/files/pubpdf/news_round_up_issue%2017)  
693 [April%201-12,%202010.pdf](http://rwanda.unfpa.org/sites/esaro/files/pubpdf/news_round_up_issue%2017) [Accessed on September 21st, 2022]  
694  
695 14. We can't wait: A report on sanitation and hygiene for women and girls.  
696 [https://washmatters.wateraid.org/publications/we-cant-wait-a-report-on-sanitation-](https://washmatters.wateraid.org/publications/we-cant-wait-a-report-on-sanitation-and-hygiene-for-women-and-girls)  
697 [and-hygiene-for-women-and-girls](https://washmatters.wateraid.org/publications/we-cant-wait-a-report-on-sanitation-and-hygiene-for-women-and-girls) [Accessed on September 21st, 2022]  
698  
699 15. Girls' education – the facts. 2022 Sep. Available from  
700 [http://en.unesco.org/gem-report/sites/gem-](http://en.unesco.org/gem-report/sites/gem-report/files/girls-factsheet-en.pdf)  
701 [report/files/girls-factsheet-en.pdf](http://en.unesco.org/gem-report/sites/gem-report/files/girls-factsheet-en.pdf).  
702  
703 16. ActionAid UK. Girls Education. 2022. Available from: [Girls' education |](#)  
704 [ActionAid UK](#)  
705  
706 17. ActionAid UK. More than one in three UK women face period stigma. 2018.  
707 Available from: [More than one in three UK women face period stigma | ActionAid UK](#)  
708  
709 18. Nearly half of US women have experienced 'period shaming' | MH Day.  
710 [https://menstrualhygieneday.org/nearly-half-us-women-experienced-period-](https://menstrualhygieneday.org/nearly-half-us-women-experienced-period-shaming/)  
711 [shaming/](https://menstrualhygieneday.org/nearly-half-us-women-experienced-period-shaming/). [Accessed on September 21st, 2022]  
712  
713 19. Barendregt, J. J., Doi, S. A., Lee, Y. Y., Norman, R. E., & Vos, T. (2013). Meta-  
714 analysis of prevalence. *J Epidemiol Community Health*, 67(11), 974-978  
715  
716 20. Fleiss, J. L. (1993). Review papers: The statistical basis of meta-analysis.  
717 *Statistical methods in medical research*, 2(2), 121-145.]  
718  
719 21. Hartung J & Knapp G (2001): A refined method for the meta-analysis of  
720 controlled clinical trials with binary outcome. *Statistics in medicine*, 20, 3875–89  
721  
722 22. Higgins, J.P.T., Thompson, S.G. (2002): Quantifying heterogeneity in a meta-  
723 analysis. *Stat. Med.* 21, 1539–1558

- 724 23. Borenstein M, Hedges LV, Higgins JP, Rothstein HR (2010): A basic  
725 introduction to fixed-effect and random-effects models for meta-analysis. *Research*  
726 *Synthesis Methods*, 1, 97–111  
727
- 728 23. Schwarzer, G., Antes, G., Schumacher, M.: A test for publication bias in meta-  
729 analysis with sparse binary data. *Stat. Med.* 26, 721–733 (2007)  
730
- 731 25. Rothstein, H.R., Sutton, A.J., Borenstein, M.: *Publication Bias in Meta Analysis:*  
732 *Prevention, Assessment and Adjustments.* Wiley, Chichester (2005)  
733
- 734 26. US Department of Housing and Urban Development. 2018. “The 2018 Annual  
735 Homeless Assessment Report (AHAR) to Congress.  
736 <https://www.hudexchange.info/resources/documents/2018-AHAR-Part-1.pdf>  
737 [Accessed on September 13 rd., 2022]  
738
- 739 27. Shelter. 2018. “Homelessness in Great Britain: The Numbers Behind the  
740 Story.” 2022 Sep Available from  
741 [https://england.shelter.org.uk/data/assets/pdf\\_file/0020/1620236/Homeles](https://england.shelter.org.uk/data/assets/pdf_file/0020/1620236/Homelessness_in_Great_Britain_-_the_numbers_behind_the_story_V2.pdf)  
742 [ness\\_in\\_Great\\_Britain\\_-\\_the\\_numbers\\_behind\\_the\\_story\\_V2.pdf](https://england.shelter.org.uk/data/assets/pdf_file/0020/1620236/Homelessness_in_Great_Britain_-_the_numbers_behind_the_story_V2.pdf) . [Accessed on  
743 September 13 rd., 2022]  
744
- 745 28. Padgett, Deborah K., Robert Leibson Hawkins, Courtney Abrams, and Andrew  
746 Davis. 2006. “In Their Own Words: Trauma and Substance Abuse in the Lives of  
747 Formerly Homeless Women with Serious Mental Illness.” *American Journal of*  
748 *Orthopsychiatry* 76 (4): 461–46.  
749
- 750 29. Merleau-Ponty, Maurice. 2002. *Phenomenology of Perception.* London and  
751 New York: Routledge & Kegan Paul.  
752
- 753 30. Ensign, Josephine. 2001. “Reproductive Health of Homeless Adolescent  
754 Women in Seattle, Washington, USA.” *Women & Health* 31 (2–3): 133–51.  
755
- 756 31. Gharib, Malaka. 2015. Why 2015 Was the Year of the Period, and We Don’t  
757 Mean Punctuation. [https://www.npr.org/sections/health-](https://www.npr.org/sections/health-shots/2015/12/31/460726461/why-2015-was-the-year-of-the-period-and-we-dont-mean-punctuation)  
758 [shots/2015/12/31/460726461/why-2015-was-the-year-of-the-period-and-we-dont-](https://www.npr.org/sections/health-shots/2015/12/31/460726461/why-2015-was-the-year-of-the-period-and-we-dont-mean-punctuation)  
759 [mean-punctuation.](https://www.npr.org/sections/health-shots/2015/12/31/460726461/why-2015-was-the-year-of-the-period-and-we-dont-mean-punctuation) [Accessed on September 13 rd., 2022]  
760
- 761 32. Gerrard, Jessica, and David Farrugia. 2015. “The ‘Lamentable Sight’ of  
762 Homelessness and the Society of the Spectacle.” *Urban Studies* 52 (12): 2219–33.  
763
- 764 33. Caitlin Gruer, Kim Hopper, Rachel Clark Smith, Erin Kelly, Andrew Maroko and  
765 Marni Sommer *Journal: Reproductive Health*, 2021, Volume 18, Number 1.  
766



- 767 34. Maulik, P. K., Mascarenhas, M. N., Mathers, C. D., Dua, T., & Saxena, S.  
768 (2011). Prevalence of intellectual disability: a meta-analysis of population-based  
769 studies. *Research in developmental disabilities*, 32(2), 419-436.  
770
- 771 35. Das P, Baker KK, Dutta A, Swain T, Sahoo S, Das BS, et al. (2015) Menstrual  
772 Hygiene Practices, WASH Access and the Risk of Urogenital Infection in Women from  
773 Odisha, India. *PLoS ONE* 10(6): e0130777. doi: 10.1371/journal.pone.0130777  
774
- 775 36. Cardoso, L.F., Scolese, A.M., Hamidaddin, A. et al. Period poverty and mental  
776 health implications among college-aged women in the United States. *BMC Women's*  
777 *Health* 21, 14 (2021). <https://doi.org/10.1186/s12905-020-01149-5>  
778
- 779 37. Heflin CM, Siefert K, Williams DR. Food insufficiency and women's mental  
780 health: Findings from a 3-year panel of welfare recipients. *Soc Sci Med.*  
781 2005;61(9):1971–82.  
782
- 783 38. Pryor L, Lioret S, Van der Waerden J, Fombonne É, Falissard B, Melchior M.  
784 Food insecurity and mental health problems among a community sample of young  
785 adults. *Soc Psychiatry Psychiatr Epidemiol.* 2016;51(8):1073–81.  
786
- 787 39. McLaughlin KA, Green JG, Alegría M, Costello JE, Gruber MJ, Sampson NA,  
788 et al. Food insecurity and mental disorders in a national sample of U.S. adolescents.  
789 *J Am Acad Child Adolesc Psychiatry.* 2012;51(12):1293–303.  
790
- 791 40. Stahre M, VanEenwyk J, Siegel P, Njai R. Housing insecurity and the  
792 association with health outcomes and unhealthy behaviors. *Prev Chronic Dis.*  
793 2015;12:1–6.  
794
- 795 41. Burgard SA, Seefeldt KS, Zelner S. Housing instability and health: findings from  
796 the Michigan recession and recovery study. *Soc Sci Med.* 2012;75(12):2215–24.  
797
- 798 42. Marni Sommer, Penelope A. Phillips-Howard, Caitlin Gruer, Margaret L.  
799 Schmitt, Angela-Maithy Nguyen, Amanda Berry, Shivani Kochhar, Sarah Gorrell  
800 Kulkarni, Denis Nash, and Andrew R. Maroko, 2022. Menstrual Product Insecurity  
801 Resulting From COVID-19–Related Income Loss, United States, 2020 *American*  
802 *Journal of Public Health* 112, 675\_684, <https://doi.org/10.2105/AJPH.2021.306674>  
803  
804

805  
806  
807

**Tables**

**Table 1. Quality Assessment of studies using a modified Newcastle-Ottawa scale (Modesti et al. 2016)**

	Study ID	Selection				Comparability* (**)	Outcome		Total (10★)
		Representativeness of the sample (★)	Sample size (★)	Non- respondents (★)	Ascertainment of exposure (**)		Assessment of outcome (**)	Statistical test (★)	
1	Garg et al. 2001	★	-	-	★	**	★	★	6★
2	Hennegan et al. 2016	★	-	-	★	**	★	★	6★
3	Sychareun et al. 2020	★	★	-	★	**	★	★	7★
4	Ha & Alam 2020	★	★	-	★	**	★	★	7★
5	Fialkov et al. 2021	★	-	-	**	★	★	★	6★
6	Torondel et al. 2022	★	★	-	★	**	★	★	7★
7	Al-Jefout et al. 2015	-	-	-	★	**	★	★	5★
8	Birhane et al. 2019	★	★	-	★	**	★	★	7★
9	Alemayehu et al. 2020	★	★	-	★	**	★	★	7★
10	Kitesa et al. 2016	★	★	-	★	**	★	★	7★
11	Serbesea et al. 2018	★	★	★	★	**	★	★	8★
12	Shah et al. 2019	★	★	★	★	**	★	★	8★
13	Austrian et al. 2021	★	★	★	★	**	**	★	9★
14	Ocaktan et al. 2010	★	★	-	★	**	★	★	7★
15	Dhingra et al. 2009	★	★	-	★	**	**	★	7★
16	Boosey et al. 2014	★	-	-	★	★	**	★	6★
17	Amatya et al. 2018	★	★	-	★	★	**	★	7★
18	Caruso et al. 2020	★	★	★	★	**	★	★	8★
19	Sveinsdóttir et al. 2018	★	-	-	**	**	★	★	7★
20	Sveinsdóttir et al. 2017	★	★	-	**	**	★	★	8★
21	Mukherjee et al. 2020	★	★	-	★	**	★	★	7★
22	Hennegan et al. 2018	★	-	-	★	**	★	★	6★
23	Gharacheh et al. 2021	★	★	-	★	**	★	★	7★

24	Lee et al. 2017	*	-	-	*	**	*	*	6*
25	Hennegan et al. 2021	*	*	-	*	**	*	*	7*
26	Mao et al. 2021	*	*	-	*	**	*	*	7*
27	Roy et al. 2021	*	*	-	*	**	*	*	7*
28	Komada et al. 2019	-	-	-	**	**	*	*	6*
29	Crankshaw et al. 2020	*	*	-	*	**	*	*	7*
30	Afiaz & Biswas 2021	*	*	-	*	**	**	*	8*
31	Smith et al. 2020	*	-	-	*	**	*	*	6*
32	Toffol et al. 2014	*	*	*	**	**	**	*	10*
33	McMaster et al. 1997	*	-	-	*	*	*	*	5*
34	Janoowalla et al. 2020	*	-	-	*	**	**	*	7*
35	Ademas et al. 2020	*	*	-	*	**	*	*	7*
36	Bromberger et al. 2012	*	*	*	*	**	**	*	9*
37	Strine et al. 2005	*	*	-	*	**	*	*	7*
38	Mansoor et al. 2020	*	*	-	*	**	*	*	7*
39	Cardoso et al. 2019	*	-	-	*	**	*	*	6*
40	Choi et al. 2021	*	*	-	*	**	*	*	7*
41	Shimamoto et al. 2021	-	-	-	*	**	*	*	5*
42	Nohara et al. 2011	*	*	-	*	**	*	*	7*
43	Ahamed et al. 2015	*	*	-	-	**	*	*	6*
44	Mokhtari et al. 2020	*	*	-	*	**	*	*	7*
45	Warner et al. 2001	*	-	*	*	**	**	*	8*
46	Nishikitani et al. 2017	*	*	-	*	**	*	*	7*
47	Tanaka et al. 2013	*	*	-	*	**	*	*	7*
48	Zhou et al. 2010	*	-	-	*	**	**	*	7*
49	Chang et al. 2009	*	-	-	*	**	*	*	6*
50	Yirsaw and Wale 2021	*	*	-	*	**	*	*	7*
51	Gokyildiz et al. 2013	*	-	-	*	**	*	*	6*
52	Jiang et al. 2019	*	*	-	*	**	*	*	7*
53	Parent et al. 2022	*	-	-	*	**	*	*	6*

54	Schoep et al. 2019	*	-	-	*	**	*	*	6*
55	Fernández-Martínez et al. 2020	*	*	-	*	**	**	*	8*
56	Abedian et al. 2011	-	*	-	**	**	*	*	7*
57	Beksinska et al. 2015	*	*	-	*	**	*	*	7*
58	Blake et al. 2018	*	*	-	*	**	*	*	7*
59	Djalalinia et al. 2012	*	*	-	*	**	*	*	7*
60	El-Mowafy et al. 2014	*	*	-	*	**	*	*	7*
61	Fakhri et al. 2012	*	-	-	*	**	*	*	6*
62	Montgomery et al. 2012	*	-	-	*	**	*	*	6*
63	Montgomery et al. 2016	*	*	*	*	**	*	*	8*
64	Hennegan et al. 2016	*	-	-	*	**	*	*	6*
65	Deshpande et al. 2018	*	*	-	*	**	*	*	7*
66	Cardoso et al. 2021	*	-	-	*	**	*	*	6*
67	Nyothachet al. 2015	*	-	-	*	**	**	*	7*
68	Kuhlmann et al. 2020	-	-	-	*	**	*	*	5*
69	Miirio et al. 2018	*	-	-	*	**	**	*	7*
70	Hensen et al. 2022	*	*	-	*	**	**	*	8*
71	Kuhlmann et al. 2019	*	-	-	*	**	**	*	7*
72	Shibeshi et al. 2021	*	*	-	*	**	**	*	8*
73	Kumbeni et al. 2020	*	*	-	*	**	**	*	8*
74	Adinma & Adinma 2014	*	*	-	*	*	*	*	6*
75	Eswi et al. 2012	*	-	-	*	**	*	*	6*
76	Abd El-Hameed et al. 2011	*	-	-	*	**	*	*	6*
77	Abed et al. 2015	-	-	-	*	**	*	*	5*
78	Mohamed 2012	*	-	-	*	**	*	*	6*
79	Abd El-Mawgod et al. 2016	*	*	-	*	**	*	*	7*
80	Zegeye et al. 2009	*	*	-	*	**	*	*	7*

808  
809

810 **Table 2. Characteristics of the Studies included in the Systematic Review**

811

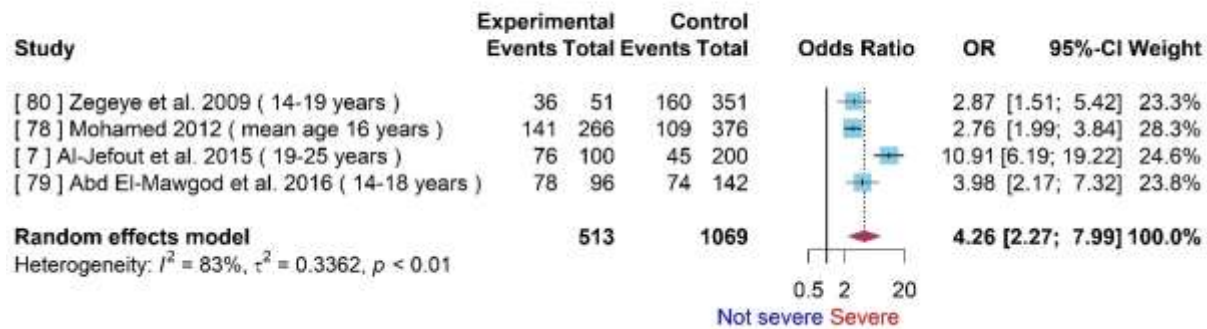
Study ID	Authors	Year	Study Type	Sample Size	Country	Mean Age	Meta-analysis inclusion Y/N
1	Garg et al.	2001	Epidemiological and sociological study	380	India		Y
2	Hennegan et al.	2016	Cross-sectional study	201	Uganda	14.2	Y
3	Sychareun et al.	2020	Cross-sectional study	343	LAO	15.6	Y
4	Ha & Alam	2020	Cross-sectional study design with systematic random sampling	589	Bangladesh	15.5	Y
5	Fialkov et al.	2021	Pre- and post-test design that compared six cohort groups.	311	Kenya		N
6	Torondel et al.	2022	Nested within a pair-matched cohort study	1045	India	27	Y
7	Al-Jefout et al.	2015	Cross-sectional study	272	Jordanian	22	Y
8	Birhane et al.	2019	Cross-sectional study	466	Ethiopia	15.5	Y
9	Alemayehu et al.	2020	Cross-sectional study	301	Ethiopia	15.87	Y
10	Kitesa et al.	2016	Cross-sectional study	430	Ethiopia	16	Y
11	Serbessa et al.	2018	Cross-sectional study	310	Ethiopia	15.72	Y
12	Shah et al.	2019	Cross-sectional study	331	Gambia	15.3	Y
13	Austrian et al.	2021	Cluster RCT	3489	Kenya	14.8	N
14	Ocaktan et al.	2010	Cross-sectional study	400	Turkey	32.19	Y
15	Dhingra et al.	2009	Cross-sectional study	200	India	13.97	Y
16	Boosey et al.	2014	Cross-sectional study	140	Uganda	14.45	N
17	Amatya et al.	2018	Cross-sectional mixed-methods study	104	Nepal	15	N
18	Caruso et al.	2020	Cross-sectional study	878	India	26.8	Y
19	Sveinsdóttir et al.	2018	Cross-sectional study	319	Iceland	30	Y
20	Sveinsdóttir et al.	2017	Cross-sectional study	319	Iceland	30	N
21	Mukherjee et al.	2020	Cross-sectional study	1342	Nepal		N
22	Hennegan et al.	2018	Cross-sectional study	2934	Nigeria	26.66	Y
23	Gharacheh et al.	2021	Cross-sectional study	515	Iran	29.61	N
24	Lee et al.	2017	Prospective observational cohort study	1495	USA	46.8	N

25	Hennegan et al.	2021	Secondary data analysis	11806	Burkina Faso, Niger, Nigeria		N
26	Mao et al.	2021	Cross-sectional study	156055	China	26.32	N
27	Roy et al.	2021	Secondary data analysis	94034	India		Y
28	Komada et al.	2019	Cross-sectional study	150	Japan	18.8	N
29	Crankshaw et al.	2020	Mixed-method study	472	South Africa	17.5	Y
30	Afiaz & Biswas	2021	Cross-sectional study	54242	Bangladesh	29	Y
31	Smith et al.	2020	Secondary data analysis	38257	Uganda, Kenya, Ethiopia etc.		Y
32	Toffol et al.	2014	Cross-sectional study	4391	Finland	56.2	N
33	McMaster et al.	1997	exploratory phase of the study	50	Zimbabwe		N
34	Janoowalla et al.	2020	Prospective cohort study	240	Rwanda	19.1	Y
35	Ademas et al.	2020	Cross-sectional study	602	Ethiopia		Y
36	Bromberger et al.	2012	Multisite study	934	USA		N
37	Strine et al.	2005	Cross-sectional study	11648	USA		N
38	Mansoor et al.	2020	Cross-sectional study	1777	Pakistan	20.38	Y
39	Cardoso et al.	2019	Baseline data from a larger RCT	1800	Nepal	34.5	N
40	Choi et al.	2021	Cross-sectional study	8658	Korea	35.1	Y
41	Shimamoto et al.	2021	Self-reporting questionnaire survey	6048	Japan		N
42	Nohara et al.	2011	Cross-sectional study	2166	Japan		N
43	Ahamed et al.	2015	Cross-sectional study	344	India	28	Y
44	Mokhtari et al.	2020	Cross-sectional study	164	Iran	27.78	N
45	Warner et al.	2001	Cross-sectional study	952	Scotland		N
46	Nishikitani et al.	2017	Cross-sectional study	505	Japan		N
47	Tanaka et al.	2013	Online survey	19254	Japan	33.6	N
48	Zhou et al.	2010	Cross-sectional study	1642	China	37	N
49	Chang et al.	2009	Cross-sectional survey	1095	Taiwan		N
50	Yirsaw and Wale	2021	Cross-sectional study	713	Ethiopia	21.13	N
51	Gokyildiz et al.	2013	Case-control study	295	Turkey		N
52	Jiang et al.	2019	Cross-sectional study	12881	China		N
53	Parent et al.	2022	Cross-sectional study	1153	France	31.7	Y
54	Schoep et al.	2019	Cross-sectional study	42879	Netherlands	28.7	N

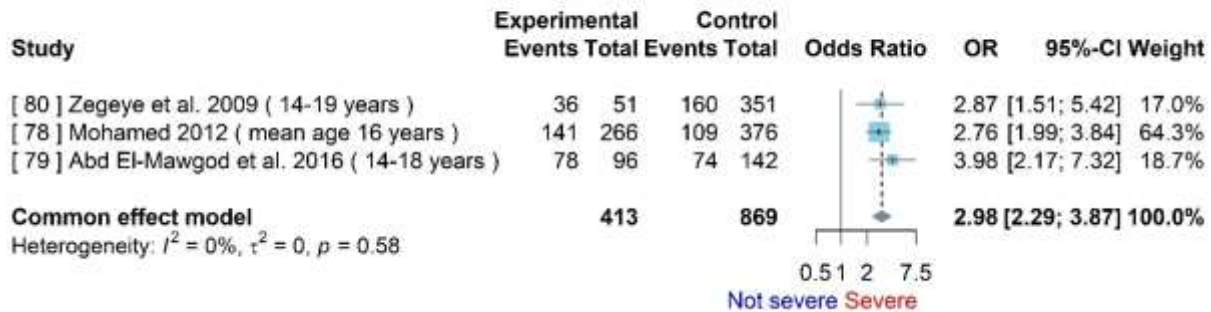
55	Fernández-Martínez et al.	2020	Cross-sectional study	7208	Spain	19.51	N
56	Abedian et al.	2011	RCT	165	Iran		N
57	Beksinska et al.	2015	Randomized two-period Cross-over trial	124	South Africa	29	N
58	Blake et al.	2018	Mixed-methods evaluation	636	Ethiopia	13.45	Y
59	Djalalinia et al.	2012	Community-based participatory research	1823	Iran		N
60	El-Mowafy et al.	2014	Quasi-experimental study	234	Egypt		N
61	Fakhri et al.	2012	Quasi-experimental study	698	Iran	15.7	N
62	Montgomery et al.	2012	Non-randomized trial	120	Ghana	15.7	N
63	Montgomery et al.	2016	Cluster quasi-randomised controlled trial	1124	Uganda		N
64	Hennegan et al.	2016	Secondary data analysis	205	Uganda.	14.2	Y
65	Deshpande et al.	2018	Cross-sectional study	100	India		Y
66	Cardoso et al.	2021	Online survey	471	United States	20.6	N
67	Nyothachet al.	2015	Retrospective study		Kenya		N
68	Kuhlmann et al.	2020	Cross-sectional study	58	USA	15.21	N
69	Miiró et al.	2018	Cross-sectional study	352	Uganda	15.6	Y
70	Hensen et al.	2022	Mixed-methods analysis	7546	Zambia.		N
71	Kuhlmann et al.	2019	Cross-sectional study	183	USA	35.8	Y
72	Shibeshi et al.	2021	Cross-sectional study	1078	Ethiopia	17.35	Y
73	Kumbeni et al.	2020	Cross-sectional study	705	Ghana		Y
74	Adinma & Adinma	2014	Cross-sectional study	550	Nigeria		Y
75	Eswi et al.	2012	Cross-sectional study	200	Egypt	15.45	N
76	Abd El-Hameed et al.	2011	Cross-sectional study	160	Egypt	17.2	N
77	Abed et al.	2015	Cross-sectional study	100	Egypt	14.25	Y
78	Mohamed	2012	Cross-sectional study	885	Egypt	16	Y
79	Abd El-Mawgod et al.	2016	Cross-sectional study	344	Saudi Arabia	16.2	Y
80	Zegeye et al.	2009	Cross-sectional study	612	Ethiopia	16.9	Y

812  
813  
814

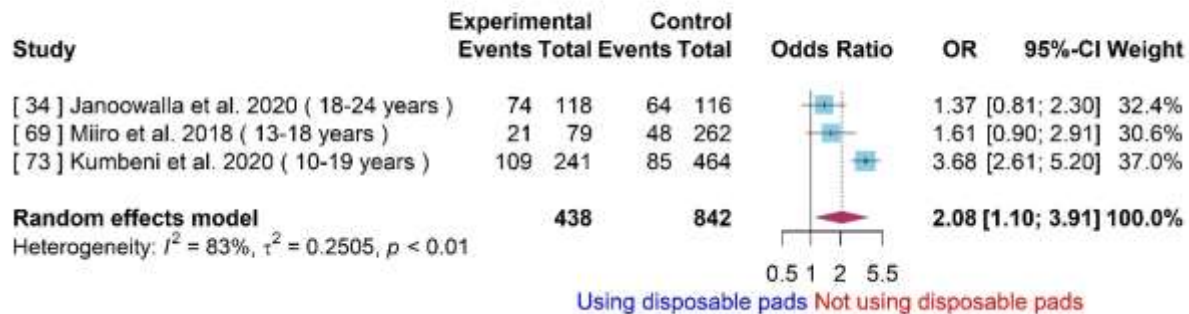
## Supplementary Figures



Supplementary Figure 1. Based on four studies, the forest plot for the association between school absenteeism and severity of menstrual pain.

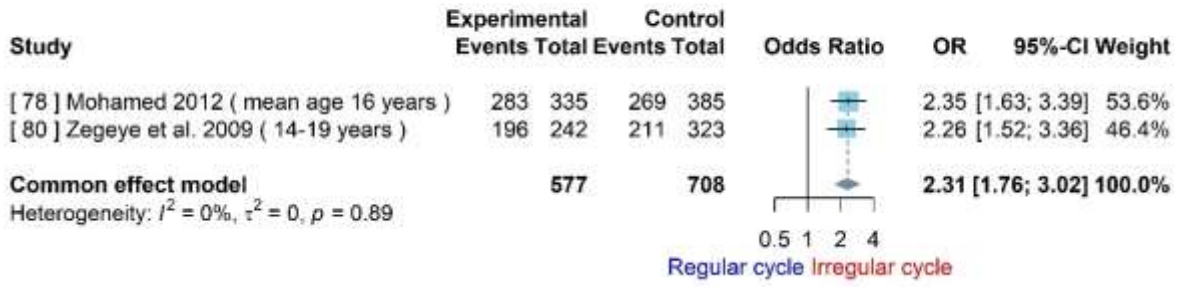


Supplementary Figure 2. Forest plot for the association between school absenteeism and severity of menstrual pain with study 7 removed.



Supplementary Figure 3. Forest plot for the association between school absenteeism and use of sanitary pads during menstruation.





Supplementary Figure 4. Forest plot for the association between dysmenorrhea and regularity of menstrual cycle.