

**SUPPLEMENTAL MATERIALS****Cardiac arrhythmias after COVID-19 vaccination versus non–COVID-19 vaccination: a systematic review and meta-analysis****TABLE OF CONTENTS**

Table S1. Preferred Reporting Items for Systematic reviews and Meta-Analyses (PRISMA) 2020 Checklist .....	3
Table S2. Detailed description of the search strategy .....	7
Table S3. Data collection template: Cardiac arrhythmias in vaccination .....	10
Table S4. Demographics and outcomes of included studies .....	11
Table S5. Joanna Briggs Institute Checklist for Prevalence Studies.....	20
Table S6. Grading of Recommendations, Assessment, Development, and Evaluations .....	22
Table S7: Results of the sensitivity analyses for the primary meta-analysis. ....	24
Figure S1. Funnel plot and Egger test for primary meta-analysis of cardiac arrhythmias after vaccination.....	25
Figure S2. Incidence of tachyarrhythmia among those receiving COVID-19 and non–COVID-19 vaccines.....	26
Figure S3. All-cause mortality among those receiving COVID-19 and non–COVID-19 vaccines.....	28
Figure S4. Incidence of cardiac arrhythmias after COVID-19, human papillomavirus, influenza, acellular pertussis, and mixed vaccines .....	29
Figure S5. Incidence of cardiac arrhythmias after COVID-19 and influenza vaccines .....	30
Figure S6. Incidence of cardiac arrhythmias after COVID-19 and human papillomavirus vaccines .....	31

Figure S7. Incidence of cardiac arrhythmias after COVID-19 and acellular pertussis vaccines ..... 32

Figure S8. Incidence of cardiac arrhythmias after COVID-19 and smallpox vaccines..... 33

Figure S9. Incidence of cardiac arrhythmias among those receiving mRNA COVID-19 and non–mRNA COVID-19 vaccines ..... 34

Figure S10. Incidence of cardiac arrhythmias among those receiving their first, second, and third dose of COVID-19 vaccine ..... 35

Figure S11. Incidence of cardiac arrhythmias after vaccination among adults and children ..... 36

**TABLE S1. PREFERRED REPORTING ITEMS FOR SYSTEMATIC REVIEWS AND META-ANALYSES (PRISMA) 2020 CHECKLIST**

Section and Topic	Item #	Checklist item	Location where item is reported
<b>TITLE</b>			
Title	1	Identify the report as a systematic review.	P1-2
<b>ABSTRACT</b>			
Abstract	2	See the PRISMA 2020 for Abstracts checklist.	P3-4
<b>INTRODUCTION</b>			
Rationale	3	Describe the rationale for the review in the context of existing knowledge.	P5
Objectives	4	Provide an explicit statement of the objective(s) or question(s) the review addresses.	P5
<b>METHODS</b>			
Eligibility criteria	5	Specify the inclusion and exclusion criteria for the review and how studies were grouped for the syntheses.	P6
Information sources	6	Specify all databases, registers, websites, organisations, reference lists and other sources searched or consulted to identify studies. Specify the date when each source was last searched or consulted.	P6
Search strategy	7	Present the full search strategies for all databases, registers and websites, including any filters and limits used.	P6, Table S2
Selection process	8	Specify the methods used to decide whether a study met the inclusion criteria of the review, including how many reviewers screened each record and each report retrieved, whether they worked independently, and if applicable, details of automation tools used in the process.	P6
Data collection process	9	Specify the methods used to collect data from reports, including how many reviewers collected data from each report, whether they worked independently, any processes for obtaining or confirming data from study investigators, and if applicable, details of automation tools used in the process.	P6
Data items	10a	List and define all outcomes for which data were sought. Specify whether all results that were compatible with each outcome domain in each study were sought (e.g. for all measures, time points, analyses), and if not, the methods used to decide which results to collect.	P7, Table S3

Section and Topic	Item #	Checklist item	Location where item is reported
	10b	List and define all other variables for which data were sought (e.g. participant and intervention characteristics, funding sources). Describe any assumptions made about any missing or unclear information.	P7, Table S3
Study risk of bias assessment	11	Specify the methods used to assess risk of bias in the included studies, including details of the tool(s) used, how many reviewers assessed each study and whether they worked independently, and if applicable, details of automation tools used in the process.	P6-7
Effect measures	12	Specify for each outcome the effect measure(s) (e.g. risk ratio, mean difference) used in the synthesis or presentation of results.	P7-8
Synthesis methods	13a	Describe the processes used to decide which studies were eligible for each synthesis (e.g. tabulating the study intervention characteristics and comparing against the planned groups for each synthesis (item #5)).	P7-8
	13b	Describe any methods required to prepare the data for presentation or synthesis, such as handling of missing summary statistics, or data conversions.	P7-8
	13c	Describe any methods used to tabulate or visually display results of individual studies and syntheses.	P7-8
	13d	Describe any methods used to synthesize results and provide a rationale for the choice(s). If meta-analysis was performed, describe the model(s), method(s) to identify the presence and extent of statistical heterogeneity, and software package(s) used.	P7-8
	13e	Describe any methods used to explore possible causes of heterogeneity among study results (e.g. subgroup analysis, meta-regression).	P7-8
	13f	Describe any sensitivity analyses conducted to assess robustness of the synthesized results.	P7-8
Reporting bias assessment	14	Describe any methods used to assess risk of bias due to missing results in a synthesis (arising from reporting biases).	P7-8
Certainty assessment	15	Describe any methods used to assess certainty (or confidence) in the body of evidence for an outcome.	P7-8

Section and Topic	Item #	Checklist item	Location where item is reported
<b>RESULTS</b>			
Study selection	16a	Describe the results of the search and selection process, from the number of records identified in the search to the number of studies included in the review, ideally using a flow diagram.	P8
	16b	Cite studies that might appear to meet the inclusion criteria, but which were excluded, and explain why they were excluded.	P8
Study characteristics	17	Cite each included study and present its characteristics.	P8 Supplementary P11-19
Risk of bias in studies	18	Present assessments of risk of bias for each included study.	Supplementary P20-22
Results of individual studies	19	For all outcomes, present, for each study: (a) summary statistics for each group (where appropriate) and (b) an effect estimate and its precision (e.g. confidence/credible interval), ideally using structured tables or plots.	P8 Supplementary P11-19
Results of syntheses	20a	For each synthesis, briefly summarise the characteristics and risk of bias among contributing studies.	Table S6
	20b	Present results of all statistical syntheses conducted. If meta-analysis was done, present for each the summary estimate and its precision (e.g. confidence/credible interval) and measures of statistical heterogeneity. If comparing groups, describe the direction of the effect.	P8-10 Supplementary P27-36
	20c	Present results of all investigations of possible causes of heterogeneity among study results.	P8-10
	20d	Present results of all sensitivity analyses conducted to assess the robustness of the synthesized results.	P8-10
Reporting biases	21	Present assessments of risk of bias due to missing results (arising from reporting biases) for each synthesis assessed.	Table S6
Certainty of evidence	22	Present assessments of certainty (or confidence) in the body of evidence for each outcome assessed.	Table S6
<b>DISCUSSION</b>			
Discussion	23a	Provide a general interpretation of the results in the context of other evidence.	P10-13

Section and Topic	Item #	Checklist item	Location where item is reported
	23b	Discuss any limitations of the evidence included in the review.	P13
	23c	Discuss any limitations of the review processes used.	P13
	23d	Discuss implications of the results for practice, policy, and future research.	P13-14
<b>OTHER INFORMATION</b>			
Registration and protocol	24a	Provide registration information for the review, including register name and registration number, or state that the review was not registered.	P6
	24b	Indicate where the review protocol can be accessed, or state that a protocol was not prepared.	P6
	24c	Describe and explain any amendments to information provided at registration or in the protocol.	P6
Support	25	Describe sources of financial or non-financial support for the review, and the role of the funders or sponsors in the review.	P14
Competing interests	26	Declare any competing interests of review authors.	P14
Availability of data, code and other materials	27	Report which of the following are publicly available and where they can be found: template data collection forms; data extracted from included studies; data used for all analyses; analytic code; any other materials used in the review.	P14

**TABLE S2. DETAILED DESCRIPTION OF THE SEARCH STRATEGY**

<b>PubMed</b>	
#1	Arrhythmias, Cardiac [MeSH Terms]
#2	(dysrhythmia[Title/Abstract]) OR (arrhythmi*[Title/Abstract]) OR (dysrhythmi*[Title/Abstract]) OR (tachycardia[Title/Abstract]) OR bradycardia[Title/Abstract] OR (fibrillation[Title/Abstract]) OR (flutter[Title/Abstract]) OR (supraventricular arrhythmia[Title/Abstract]) OR (ventricular arrhythmia[Title/Abstract]) OR (ventricular tachycardia[Title/Abstract]) OR (ventricular fibrillation[Title/Abstract]) OR (atrial fibrillation[Title/Abstract]) OR (atrial flutter[Title/Abstract]) OR (atrial tachycardia[Title/Abstract]) OR (atrioventricular re-entrant tachycardia[Title/Abstract]) OR (atrioventricular nodal re-entrant tachycardia[Title/Abstract]) OR (supraventricular tachycardia[Title/Abstract]) OR (atrioventricular block[Title/Abstract]) OR (AV block[Title/Abstract]) OR (heart block[Title/Abstract])
#3	#1 OR #2
#4	vaccines [MeSH Terms]
#5	vaccine[Title/Abstract])
#6	#4 OR #5
#7	#3 AND #6
<b>Embase</b>	
#1	Heart arrhythmia/exp
#2	(dysrhythmia OR arrhythmi* OR dysrhythmi* OR tachycardia OR bradycardia OR fibrillation OR flutter OR supraventricular arrhythmia OR ventricular arrhythmia OR ventricular tachycardia OR ventricular fibrillation OR atrial fibrillation OR atrial flutter OR atrial tachycardia

---

OR atrioventricular re-entrant tachycardia OR atrioventricular nodal re-entrant tachycardia OR supraventricular tachycardia OR atrioventricular block OR AV block OR heart block):ti,ab,kw

#3 #1 OR #2

#4 vaccines/exp

#5 vaccine:ti,ab,kw

#6 #4 OR #5

#7 #3 AND #6

---

### **Cochrane Database of Systematic Reviews**

---

#1 MeSH descriptor:[Arrhythmias, Cardiac]explode all trees

#2 (dysrhythmia OR arrhythmi\* OR dysrhythmi\* OR tachycardia OR bradycardia OR fibrillation OR flutter OR supraventricular arrhythmia OR ventricular arrhythmia OR ventricular tachycardia OR ventricular fibrillation OR atrial fibrillation OR atrial flutter OR atrial tachycardia OR atrioventricular re-entrant tachycardia OR atrioventricular nodal re-entrant tachycardia OR supraventricular tachycardia OR atrioventricular block OR AV block OR heart block):ti,ab,kw

#3 #1 OR #2

#4 MeSH descriptor:[vaccines]explode all trees

#5 vaccine:ti,ab,kw

#6 #4 OR #5

#7 #3 AND #6

---



---

**Scopus**

---

- #1 TITLE-ABS-KEY("arrhythmia" OR "dysrhythmia" OR "arrhythmi\*" OR "dysrhythmi\*" OR "tachycardia" OR "bradycardia" OR "fibrillation" OR "flutter" OR "supraventricular arrhythmia" OR "ventricular arrhythmia" OR "ventricular tachycardia" OR "ventricular fibrillation" OR "atrial fibrillation" OR "atrial flutter" OR "atrial tachycardia" OR "atrioventricular re-entrant tachycardia" OR "atrioventricular nodal re-entrant tachycardia" OR "supraventricular tachycardia" OR "atrioventricular block" OR "AV block" OR "heart block")
- #2 TITLE-ABS-KEY(vaccines OR vaccine)
- #3 #1 AND #2
-

**TABLE S3. DATA COLLECTION TEMPLATE: CARDIAC ARRHYTHMIAS IN VACCINATION**

**Study characteristics:** Study authors, year published, vaccine characteristics, No. of doses, characteristics of those receiving vaccination, definitions of arrhythmia, outcomes reported, all mortality, follow-up duration.

**Baseline demographics:** Age, number or proportion of males, comorbidities

**Vaccine characteristics:** COVID-19 vaccine, HPV, acellular pertussis, influenza, smallpox, epidemic cerebrospinal meningitis and pneumococcal conjugate vaccine

**Outcomes:** arrhythmia, irregular heartbeat, atrial fibrillation, tachycardia, bradycardia

**TABLE S4. DEMOGRAPHICS AND OUTCOMES OF INCLUDED STUDIES**

<b>Study</b>	<b>Country</b>	<b>Vaccine characteristics</b>	<b>Number of doses</b>	<b>Characteristics of those receiving vaccination</b>	<b>Definitions of arrhythmia</b>	<b>Outcomes reported</b>	<b>All-cause mortality</b>	<b>Follow-up duration</b>
Myers 2017	USA	Menveo	8200000	Median: 12 y Male 47%	Self-report (VAERS and MedDRA)	Postural orthostatic tachycardia syndrome: 1	1	-
Kaasenbrood 2016	Netherlands	Influenza	9450	64.1±16.5 y 5075 males	ECG	Atrial fibrillation: 37	-	-
Sniadack 2008	USA	Smallpox	37901	Median: 48 y Male 36%	Self-report (VAERS)	Arrhythmias: 7 Palpitations: 89	2	5–12 mo
Haber 2016	USA	Pneumococcal conjugate vaccine (PCV13)	16000000	≥19 y	Self-report (VAERS)	Atrial fibrillation: 4	≥65 y: 14	-
Arana 2017	USA	HPV	80138237 4vHP 715000 2vHPV 3905585 9vHPV	Children and adults	Clinically confirmed (diagnostic criteria for POTS)	Postural orthostatic tachycardia syndrome: 4vHP: 13 2vHPV: 0 9vHPV: 0	-	-
Ankrah 2013	Netherlands	A(H1N1) 2009	5870	Mean: 34 y 2111 males	Self-report (MedDRA)	Tachycardia: 6	-	1 wk
Aguirre-Boza 2021	Chile	Acellular pertussis	4951556	Infants <2 y	Self-report (MedDRA)	Bradycardia: 5	-	-
Arana 2018	USA	4vHPV	60461220	Children and adults	Clinically confirmed (confirmed cases following clinical review of reports)	Postural orthostatic tachycardia syndrome: 11	92	-
Choe 2011	Korea	Trivalent inactivated influenza	75000000	Children and adults	Self-report (KVICP)	Bradycardia: 1	-	-

Study	Country	Vaccine characteristics	Number of doses	Characteristics of those receiving vaccination		Definitions of arrhythmia	Outcomes reported	All-cause mortality	Follow-up duration
Montano 2021	Germany	Influenza	438100000	-		Self-report (VAERS and EudraVigilance)	Arrhythmia: 619	-	-
		COVID-19:	34643783	Age			Arrhythmia: 97778	-	
		AstraZeneca or Pfizer or Moderna or Janssen	AstraZeneca 32233117 Janssen 105518547 Moderna 279620827 Pfizer	18-64 y: 335766004 ≥65 y: 116250604			AstraZeneca: 20614 Janssen: 5574 Moderna: 23869 Pfizer: 47721		
Phillips 2020	Australia	4vHPV	9000000	Children and adult		Self-report (VAERS and MedDRA)	Postural orthostatic tachycardia syndrome: 7	-	-
Petousis-Harris 2016	New Zealand	Tdap	793	Mean: 32 y <20 y: 12 20-24 y: 65 25-29 y: 180 30-34 y: 307 35-39 y: 180 ≥40 y: 49  Women in wk 28–38 of pregnancy		-	Tachycardia: 1		4 wk
Ab Rahman 2022	Malaysia	COVID-19: BNT162b2	15387585			ICD-10		8	-
		COVID-19: CoronaVac	17030243						

Study	Country	Vaccine characteristics	Number of doses	Characteristics of those receiving vaccination	Definitions of arrhythmia	Outcomes reported	All-cause mortality	Follow-up duration
		COVID-19: ChAdOx1	2744507	Age 12-17 y: 17356		Arrhythmias: 1375 (834 BNT162b2; 485		
		COVID-19: Others	39174	18-39 y: 10247762 40-59 y: 6263483 60+ y: 3278612		CoronaVac; 53 ChAdOx1; 3 Others)		
				9919733 males				
Kaur 2021	India	COVID-19: ChAdOx1	1 <sup>st</sup> dose: 804 2 <sup>nd</sup> dose: 802	Mean ( $\pm$ SD): 38.44 ( $\pm$ 11.47) 573 males	Self-report (MedDRA)	Tachycardia: 1 <sup>st</sup> dose: 4 2 <sup>nd</sup> dose: 0	-	15 mo
Kant 2022	Netherlands	COVID-19: AstraZeneca	14338	Age 12-20 y: 369 21-65 y: 17527	Self-report (MedDRA)	Arrhythmia: 14 (6 AstraZeneca; 7 Pfizer; 1 Moderna; 0 Janssen)	-	6 mo
		COVID-19: Pfizer	23115	66-80 y: 6757 >80 y: 2901		Tachycardia: 14 (8 AstraZeneca; 1 Pfizer; 4 Moderna; 1 Janssen)		
		COVID-19: Moderna	5867	10622 males		Atrial fibrillation: 11 (4 AstraZeneca; 6 Pfizer; 1 Moderna; 0 Janssen)		
		COVID-19: Janssen	2458			Heart rate irregular: 10 (2 AstraZeneca; 6 Pfizer; 1 Moderna; 1 Janssen) Atrioventricular block complete: 1 (0 AstraZeneca; 1 Pfizer; 0 Moderna; 0 Janssen)		

Study	Country	Vaccine characteristics	Number of doses	Characteristics of those receiving vaccination	Definitions of arrhythmia	Outcomes reported	All-cause mortality	Follow-up duration
						Palpitation: 203 (106 AstraZeneca; 48 Pfizer; 32 Moderna; 17 Janssen)		
Mansanguan 2022	Thailand	COVID-19: BNT162b2	301	Age Mean ( $\pm$ SD): 15 ( $\pm$ 1.6) 13-15 y: 207 16-18 y: 94  202 males (adolescents)	ECG	Sinus rhythm with sinus arrhythmia: 22 Sinus tachycardia: 20 Sinus bradycardia: 4 Premature atrial contraction: 3 Premature ventricular contraction: 2 Junctional escape rhythm: 1 Ectopic atrial rhythm: 1	-	14 d
El-Shitany 2022	Egypt	COVID-19: Pfizer	2nd dose: 442 3rd dose: 442	Age < 60 y: 367 $\geq$ 60 y: 75  123 males	Self-report (a Google form-based questionnaire, the scientific terms for the symptoms were written and explained in the public language)	Arrhythmia: 2nd dose: 25 3rd dose: 30	-	-
Farhat 2022	Saudi Arabia	COVID-19: Pfizer	1st dose: 772 2nd dose: 816 3rd dose: 142	Age 12-17 y: 33 18-29 y: 239	Self-report (a Google form-based questionnaire, the	Fast or irregular heartbeat: 1st dose: 95 2nd dose: 85	-	-

Study	Country	Vaccine characteristics	Number of doses	Characteristics of those receiving vaccination	Definitions of arrhythmia	Outcomes reported	All-cause mortality	Follow-up duration
		COVID-19: Oxford	1st dose: 217 2nd dose: 162 3rd dose: 2	30-49 y: 424 50-65 y: 301 >65 y: 21  390 males	scientific terms for the symptoms were written and explained in the public language)	3rd dose: 1		
Lai 2022	Hong Kong, China	COVID-19: BNT162b2	1st dose: 138141 2nd dose: 119664	12-18 y  1st dose: 69572 males 2nd dose: 61168 males	ICD-9	Arrhythmia: 1st dose: 7 2nd dose: 12	-	-
Almufly 2021	Iraq	COVID-19: AstraZeneca COVID-19: Pfizer COVID-19: Sinopharm	608  296  108	Age 18-30 y: 420 31-49 y: 424 50-69 y: 150 ≥70 y: 18  609 males	Self-report (a standardized questionnaire platform was used to collect information)	Tachycardia:2 (1 AstraZeneca; 1 Pfizer)	-	-
Patone 2022	UK	COVID-19: ChAdOx1 COVID-19: BNT162b2	1st dose: 20615911 2nd dose: 19754224  1st dose: 16993389 2nd dose: 11972733	1st dose: Age 16-29 y: 5767025 30-39 y: 5910138 40+ y: 26938328 2nd dose: Age 16-29 y: 2258383 30-39 y: 4130788 40+ y: 25706577	Clinically confirmed	Arrhythmia: 1st dose: 42740 2nd dose: 44014	-	-

Study	Country	Vaccine characteristics	Number of doses	Characteristics of those receiving vaccination	Definitions of arrhythmia	Outcomes reported	All-cause mortality	Follow-up duration
		COVID-19: mRNA-1273	1st dose: 1006191 2nd dose: 368791	1st dose: 12883163 males 2nd dose: 10905154 males				
Ortiz-Prado 2022	Ecuador	COVID-19: Pfizer	1st dose: 2069 2nd dose:2069	Age 10-20 y: 204 21-30 y: 1553 31-40 y: 1895	Self-report (online questionnaire)	Tachycardia: 257 (106 Pfizer; 101 AstraZeneca; 50 Sinovac)	-	-
		COVID-19: AstraZeneca	1st dose: 2553 2nd dose:2553	41-50 y: 1471 51-60 y: 997 61-70 y: 428 71-80 y: 82				
		COVID-19: Sinovac	1st dose: 2032 2nd dose:2032	81-90 y: 19 91-100 y: 5				
				2631 males				
Abdel-Qader 2022	Jordan	COVID-19: BNT162b2	610591	Mean: 36.5 y	Self-report (telephone survey)	Tachycardia: 1st dose: 2430 2nd dose: 1538	11	8 mo
		COVID-19: BBIBP-CorV	279606	622844 males				
		COVID-19: ChAdOx1	140843					
		COVID-19: Sputnik V	1390					
Basavaraja 2021	India	COVID-19: COVISHIELD	9292		Self-report (MedDRA)	Tachycardia: 1st dose: 2 2nd dose: 0	-	90 d



Study	Country	Vaccine characteristics	Number of doses	Characteristics of those receiving vaccination	Definitions of arrhythmia	Outcomes reported	All-cause mortality	Follow-up duration
		COVID-19: COVAXIN	2364	≥18 y				
Cari 2021	Italy	COVID-19: ChAdOx1	48071531	≥18 y	EudraVigilance European database	Tachycardia:2 (2918 ChAdOx1; 144 Ad26.COVS.S; 4729 BNT162b2)	-	-
		COVID-19: Ad26.COVS.S	5891506					
		COVID-19: BNT162b2	213021122					
Decker 2021	USA	Smallpox: ACAM2000	897227	≥17 y	ICD-9 and ICD-10	Arrhythmia: 131 (10 ACAM2000; 121 Dryvax)	1	-
		Smallpox: Dryvax	450000			Atrial Fibrillation: 1 (1 ACAM2000; 0 Dryvax) Supraventricular Tachycardia: 3 (3 ACAM2000; 0 Dryvax) Tachycardia Paroxysmal: 1 (1 ACAM2000; 0 Dryvax) Palpitation: 146 (28 ACAM2000; 118 Dryvax)	-	
Tavakoli 2022	Iran	COVID-19: Soberana	1315	Mean: 14.5 y	Self-report (telephone survey)	Arrhythmia: 18 (4 Soberana; 14 Sinopharm)	-	-
		COVID-19: Sinopharm	9727	5374 males		Palpitation: 49		

Study	Country	Vaccine characteristics	Number of doses	Characteristics of those receiving vaccination	Definitions of arrhythmia	Outcomes reported	All-cause mortality	Follow-up duration
						(7 Soberana; 42 Sinopharm)		
Wong 2022	Hong Kong, China	COVID-19: BNT162b2	1st dose: 1308820 2nd dose: 1116677	Mean: 49.8 y 1024086 males	ICD-9-CM	Arrhythmia: 458 (224 BNT162b2; 14 CoronaVac)	1st dose: 42 2nd dose: 34	-
		COVID-19: CoronaVac	1st dose: 955859 2nd dose: 821560				1st dose: 53 2nd dose: 33	
Abu-Hammad 2021	Jordan	COVID-19: SinoPharm	89	Mean: 35.0 y	Self-report (online questionnaire)	Palpitations: 1 (0 SinoPharm; 0 Pfizer BioNTech; 1 AstraZeneca Vaxezevira)	-	-
		COVID-19: Pfizer BioNTech	141	120 males				
		COVID-19: AstraZeneca Vaxezevira	179					
Alghamdi 2021	Saudi Arabia	COVID-19: BNT162b2	2601	Age <20 y: 671 20-30 y: 1965 31-40 y: 671	Self-report (online questionnaire)	Palpitations: 462 (193 BNT162b2; 269 ChAdOx1)	-	-
		COVID-19: ChAdOx1	1569	41-50 y: 582 51-60 y: 227 >60 y: 54 1296 males				

Study	Country	Vaccine characteristics	Number of doses	Characteristics of		Definitions of arrhythmia	Outcomes reported	All-cause mortality	Follow-up duration
				those receiving vaccination					
Alghamdi 2022	Saudi Arabia	COVID-19: AstraZeneca	526	Mean: 39.7 y		Self-report (online questionnaire)	Palpitations: 59	-	-
				244 males					
Chen 2022	Taiwan, China	COVID-19: mRNA1273	5374	Age		Self-report (VAERS)	Palpitations: 78	-	3 mo
		COVID-19: BNT162b2	1182	<40 y: 3011			(46 mRNA1273;		
		COVID-19: MVC-COV1901	826	<65 y: 3751			24 BNT162b2; 8 MVC-		
				≥65 y: 620			COV1901 )		
				2461 males					
Engler 2015	USA	Smallpox	1st dose: 1081	Mean: 25.3 y		Self-report	Palpitations: 12	-	58 mo
		Influenza	1st dose: 189	1058 males		(telephone and/or electronic mail)	Palpitations: 2		
Halder 2022	Australia	COVID-19: BNT162b2	57,842	Mean: 40.6 y		Self-report	Palpitations: 8	-	-
				-		(electronic medical records)			
Vanijcharoenkarn 2021	USA	SARSCoV-2 mRNA Vaccines	1st dose: 20,657	-		Self-report	Palpitations: 16	-	-
						(occupational health records)			
Wang 2021	China	COVID-19 vaccine: Aikewei	4458	-		Self-report	Palpitations: 4	-	-
						(recorded in Children's Hospital of Fudan University)			

TABLE S5. JOANNA BRIGGS INSTITUTE CHECKLIST FOR PREVALENCE STUDIES

Study	1	2	3	4	5	6	7	8	9	Overall
Myers 2017	√	√	√	√	√	?	√	√	?	7
Kaasenbrood 2016	√	√	√	√	√	√	√	√	√	9
Sniadack 2008	√	√	√	?	√	×	√	√	√	7
Haber 2016	√	√	√	√	√	×	×	√	√	7
Arana 2017	√	√	√	√	√	√	√	√	√	9
Ankrah 2013	√	√	√	√	√	×	×	√	√	7
Aguirre-Boza 2021	√	√	√	√	√	×	×	√	√	7
Arana 2018	√	√	√	√	√	√	√	√	√	9
Choe 2011	√	?	√	?	√	×	?	√	√	5
Montano 2021	√	√	√	√	√	×	×	√	√	7
Phillips 2020	√	√	√	√	√	×	×	√	√	7
Petousis-Harris 2016	√	√	×	√	√	?	?	√	√	6
Ab Rahman 2022	√	?	√	√	√	√	√	√	√	8
Kaur 2021	√	√	√	√	√	?	?	√	√	7
Kant 2022	√	√	√	√	√	×	√	√	√	8
Mansanguan 2022	√	√	×	√	√	√	√	√	√	8
El-Shitany 2022	×	√	×	√	√	×	√	√	√	6
Farhat 2022	√	√	√	√	√	×	?	√	√	7
Lai 2022	√	√	√	√	√	√	√	√	√	9
Almufty 2021	√	?	√	√	√	×	√	√	√	7
Patone 2022	√	√	√	√	√	√	√	√	√	9
Ortiz-Prado 2022	√	√	√	√	√	×	√	√	√	8
Abdel-Qader 2022	√	√	√	√	√	×	√	√	√	8

Basavaraja 2021	√	√	√	?	√	×	√	√	√	7
Cari 2021	√	√	√	√	√	?	?	√	√	7
Decker 2021	√	√	√	?	√	√	√	?	√	7
Tavakoli 2022	√	√	√	√	√	×	√	√	√	8
Wong 2022	√	√	√	√	√	√	√	√	√	9
Abu-Hammad 2021	√	√	×	√	√	×	√	√	√	7
Alghamdi 2021	√	?	√	√	√	×	√	√	√	7
Alghamdi 2022	×	√	×	√	√	×	?	√	√	5
Chen 2022	×	√	√	√	√	×	√	√	√	7
Engler 2015	√	√	√	√	√	×	√	√	√	8
Halder 2022	√	√	√	√	√	×	×	?	√	6
Vanijcharoenkarn 2021	√	√	√	√	√	×	√	?	√	7
Wang 2021	√	√	√	√	√	×	√	?	√	7

√ : Yes, ×: no, ?: unclear.

#### Domains:

- 1: Was the sample frame appropriate to address the target population?
- 2: Were study participants sampled in an appropriate way?
- 3: Was the sample size adequate?
- 4: Were the study subjects and the setting described in detail
- 5: Was the data analysis conducted with sufficient coverage of the identified sample?
- 6: Were valid methods used for the identification of the condition?
- 7: Was the condition measured in a standard, reliable way for all participants?
- 8: Was there appropriate statistical analysis?
- 9: Was the response rate adequate, and if not, was the low response rate managed appropriately?

**TABLE S6. GRADING OF RECOMMENDATIONS, ASSESSMENT, DEVELOPMENT, AND EVALUATIONS**

Number of studies	Certainty assessment						Effect		Certainty	Importance
	Study design	Risk for bias	Inconsistency	Indirectness	Imprecision	Other considerations	Number of individuals	Rate (95% CI)		
Incidence of cardiac arrhythmias (assessed with: per million vaccines)										
36	Observational studies	Not serious	Serious <sup>a</sup>	Not serious	Not serious	None	1528459662	15014.69 per million (3958.84-26,070.55)	⊕⊕⊕○ Moderate	CRITICAL
Incidence of cardiac arrhythmias in COVID-19 vaccines (assessed with: per million vaccines)										
23	Observational studies	Not serious	Serious <sup>a</sup>	Not serious	Serious <sup>b</sup>	None	830585553	24420.82 per million (6284.27-42,557.37)	⊕⊕○○ Low	CRITICAL
Incidence of cardiac arrhythmias in non-COVID-19 vaccines (assessed with: per million vaccines)										
14	Observational studies	Not serious	Not serious <sup>c</sup>	Not serious	Not serious	None	697874109	867.56 per million (0.00-1867.84)	⊕⊕⊕⊕ High	CRITICAL
Mortality (assessed with: per million vaccines)										
8	Observational studies	Not serious	Not serious	Not serious	Not serious <sup>d</sup>	None	126033203	8.15 per million (0.00-18.40)	⊕⊕⊕⊕ High	CRITICAL

**Explanations**

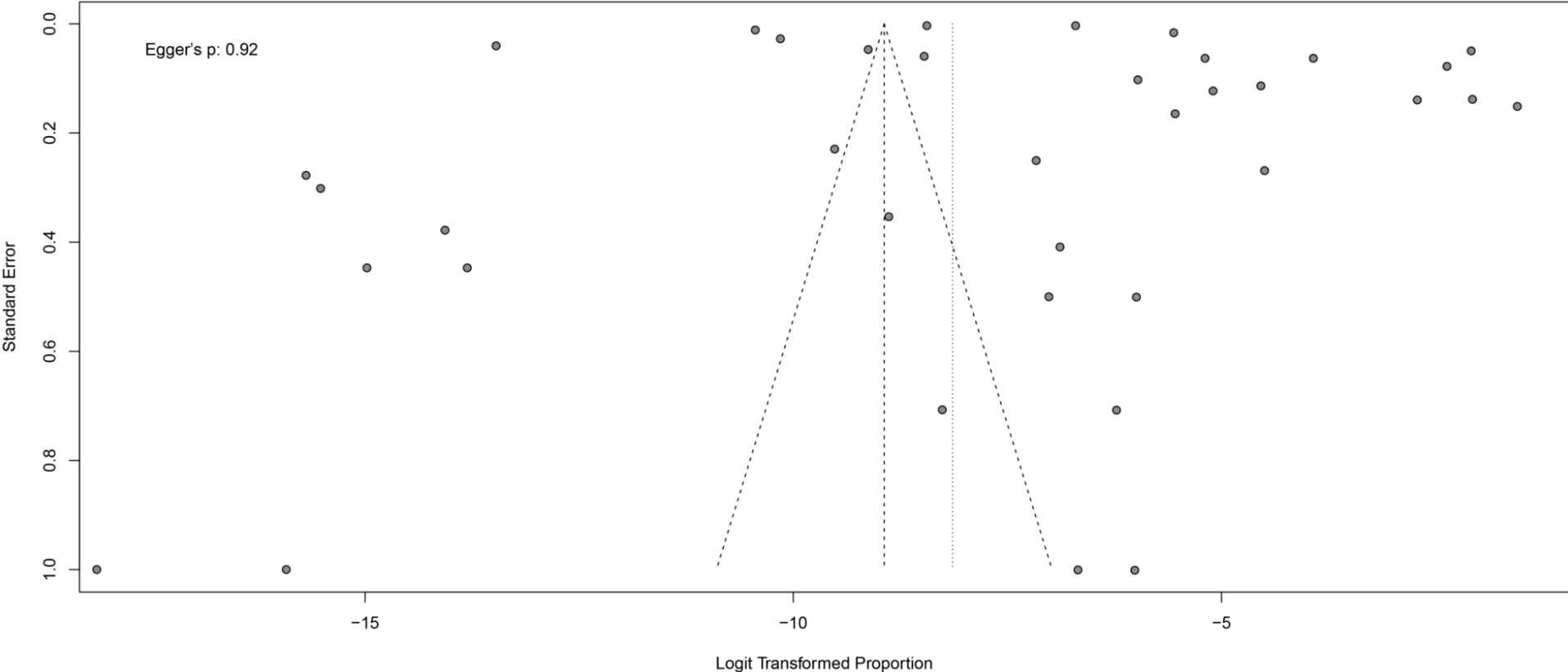
- <sup>a</sup> Point estimates were sparsely distributed, and confidence intervals overlapped only occasionally.
- <sup>b</sup> Compared with the combined estimation, the difference in confidence intervals is very large.
- <sup>c</sup> Apart from one study, most of the point estimates were closely clustered, and the confidence intervals overlapped most of the time. Thus, we did not rate down for inconsistency.
- <sup>d</sup> Compared with the combined estimation, the difference in confidence intervals is not very large. Thus, we did not rate down for imprecision.

**TABLE S7: RESULTS OF THE SENSITIVITY ANALYSES FOR THE PRIMARY META-ANALYSIS.**

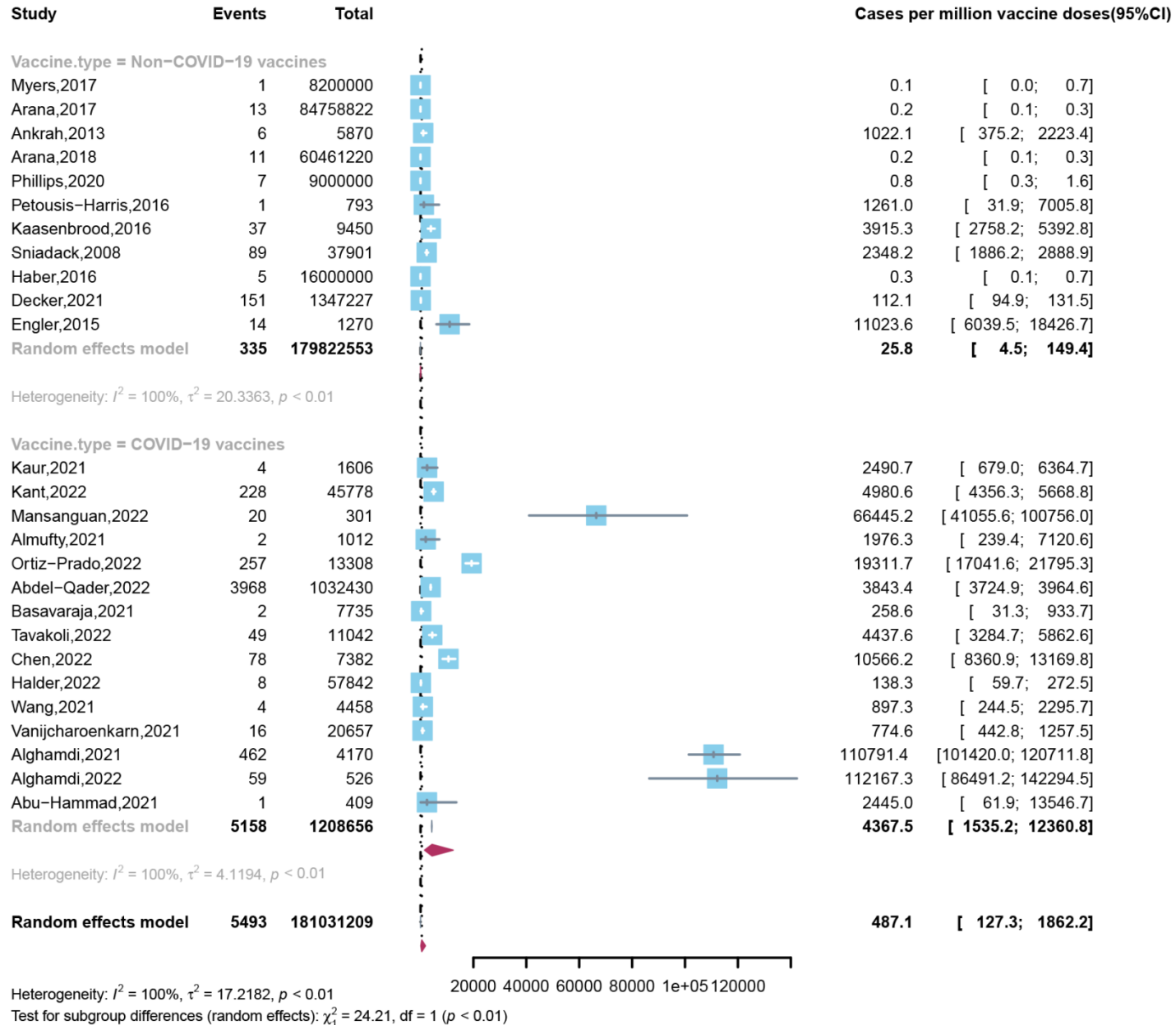
<b>Sensitivity analysis</b>	<b>Pooled estimate</b>	<b>95% CI</b>
Excluding studies with high risk for bias	277.8 arrhythmia cases per million vaccine doses	150.2–513.7



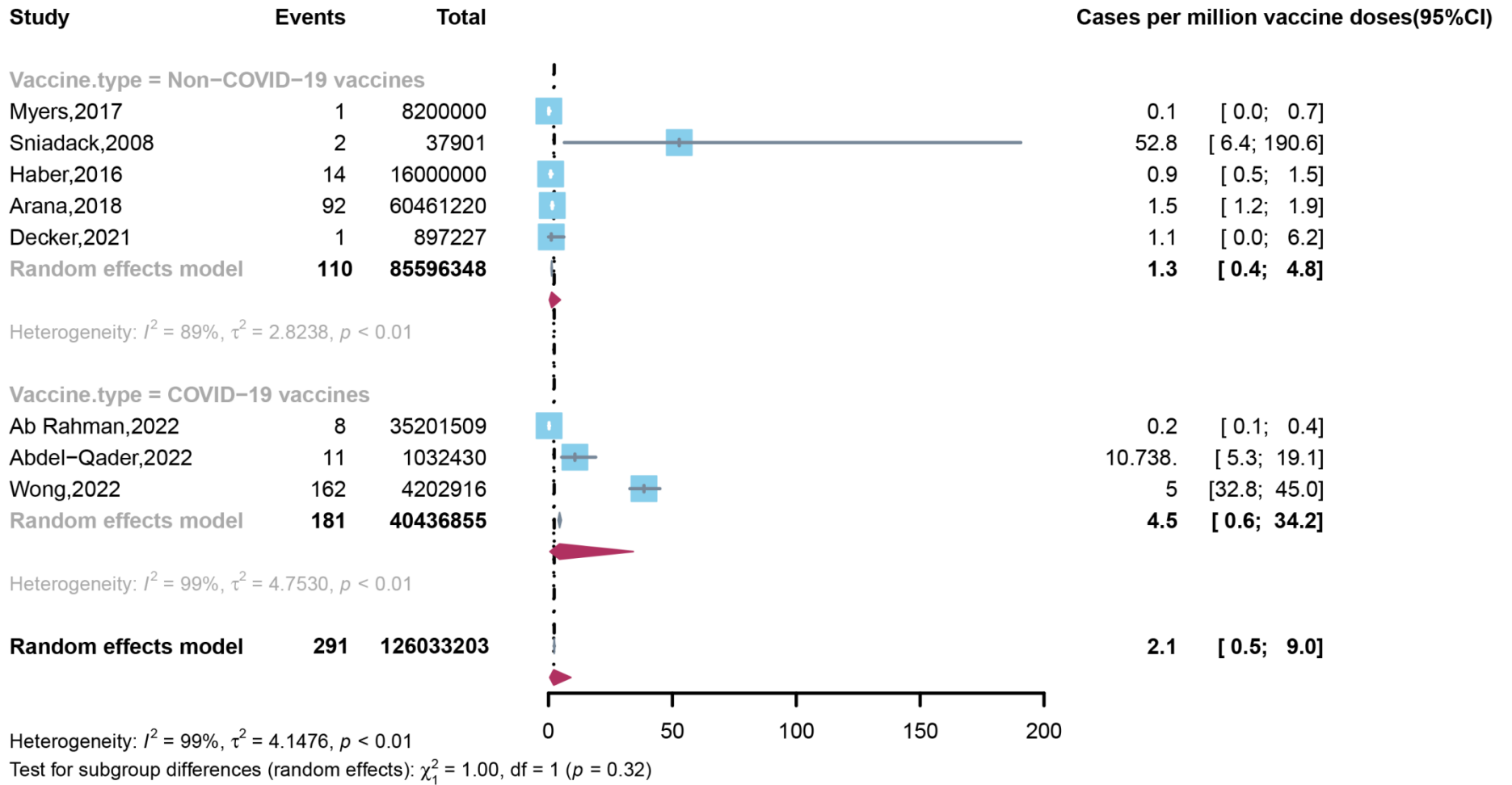
FIGURE S1. FUNNEL PLOT AND EGGER TEST FOR PRIMARY META-ANALYSIS OF CARDIAC ARRHYTHMIAS AFTER VACCINATION



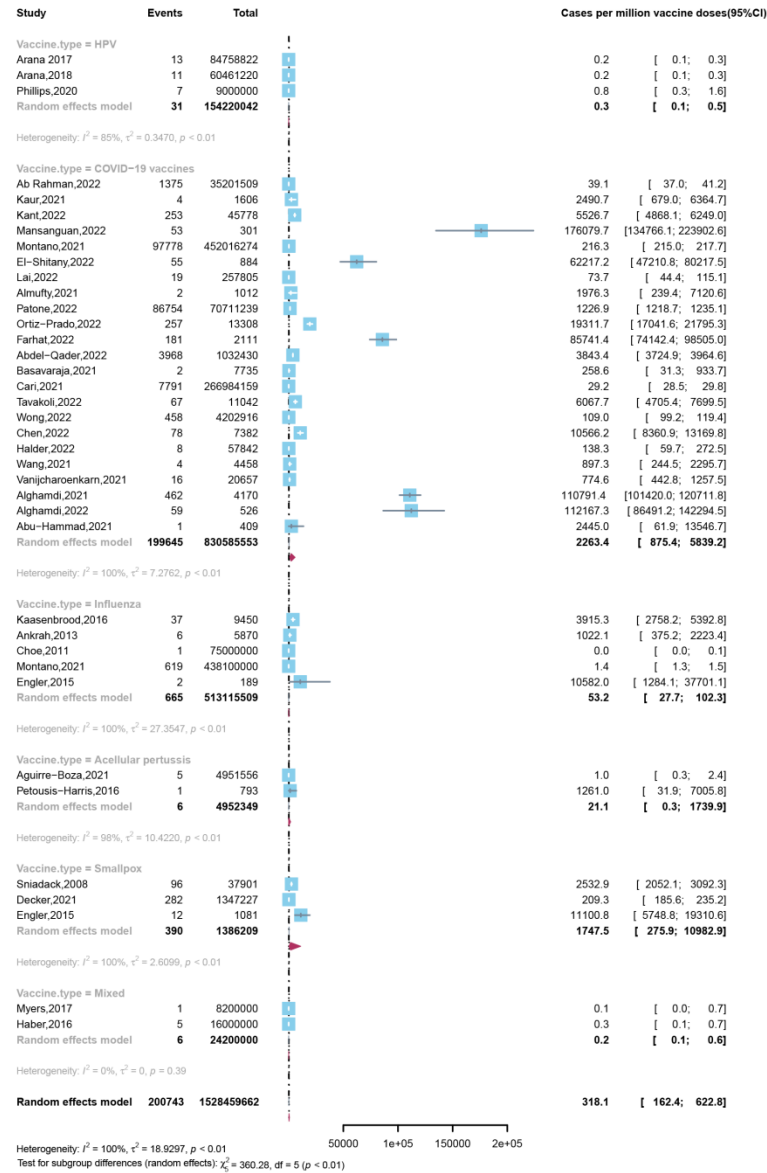
**FIGURE S2. INCIDENCE OF TACHYARRHYTHMIA AMONG THOSE RECEIVING COVID-19 AND NON-COVID-19 VACCINES**



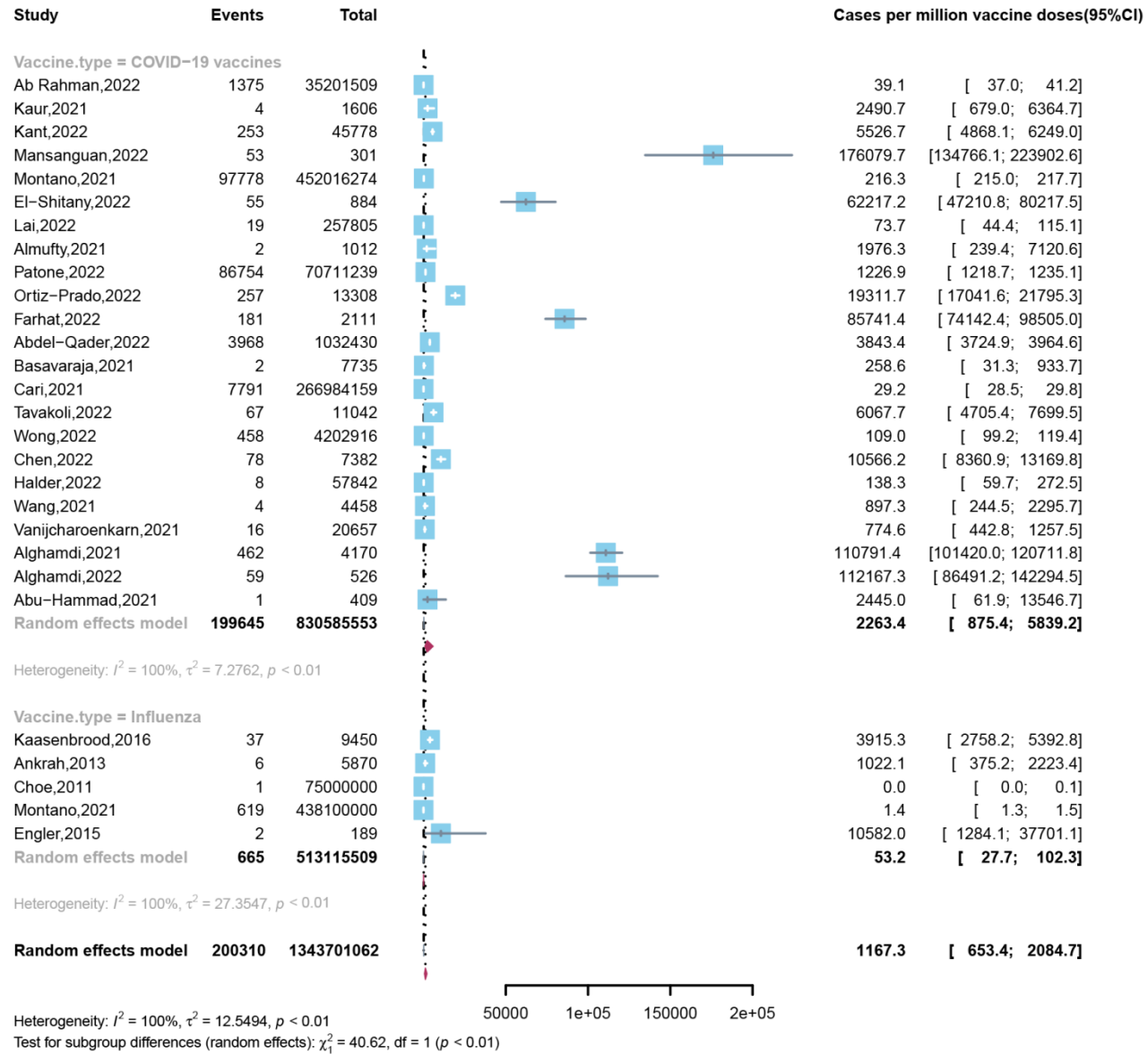
**FIGURE S3. ALL-CAUSE MORTALITY AMONG THOSE RECEIVING COVID-19 AND NON-COVID-19 VACCINES**



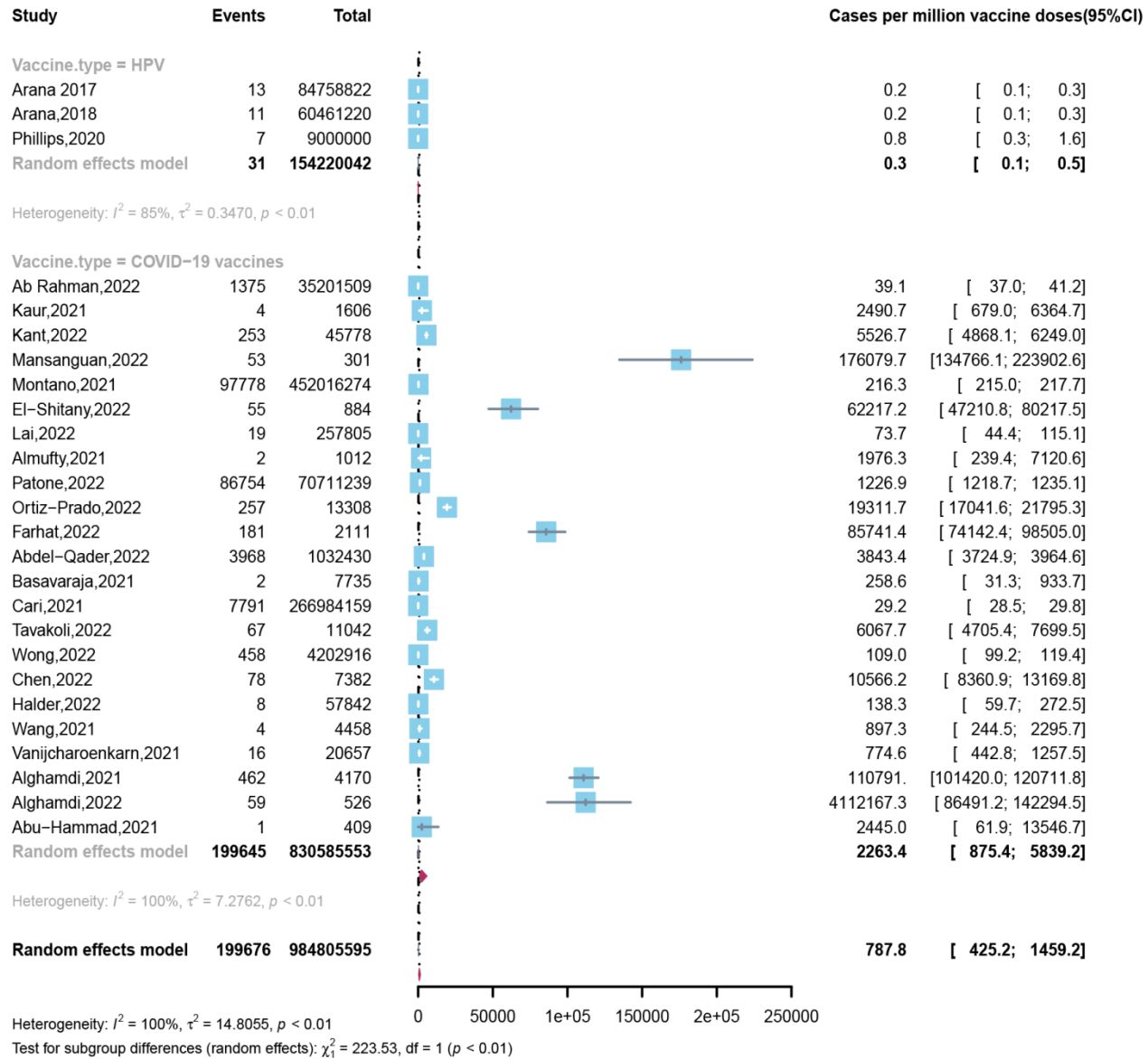
**FIGURE S4. INCIDENCE OF CARDIAC ARRHYTHMIAS AFTER COVID-19, HUMAN PAPILLOMAVIRUS, INFLUENZA, ACELLULAR PERTUSSIS, AND MIXED VACCINES**



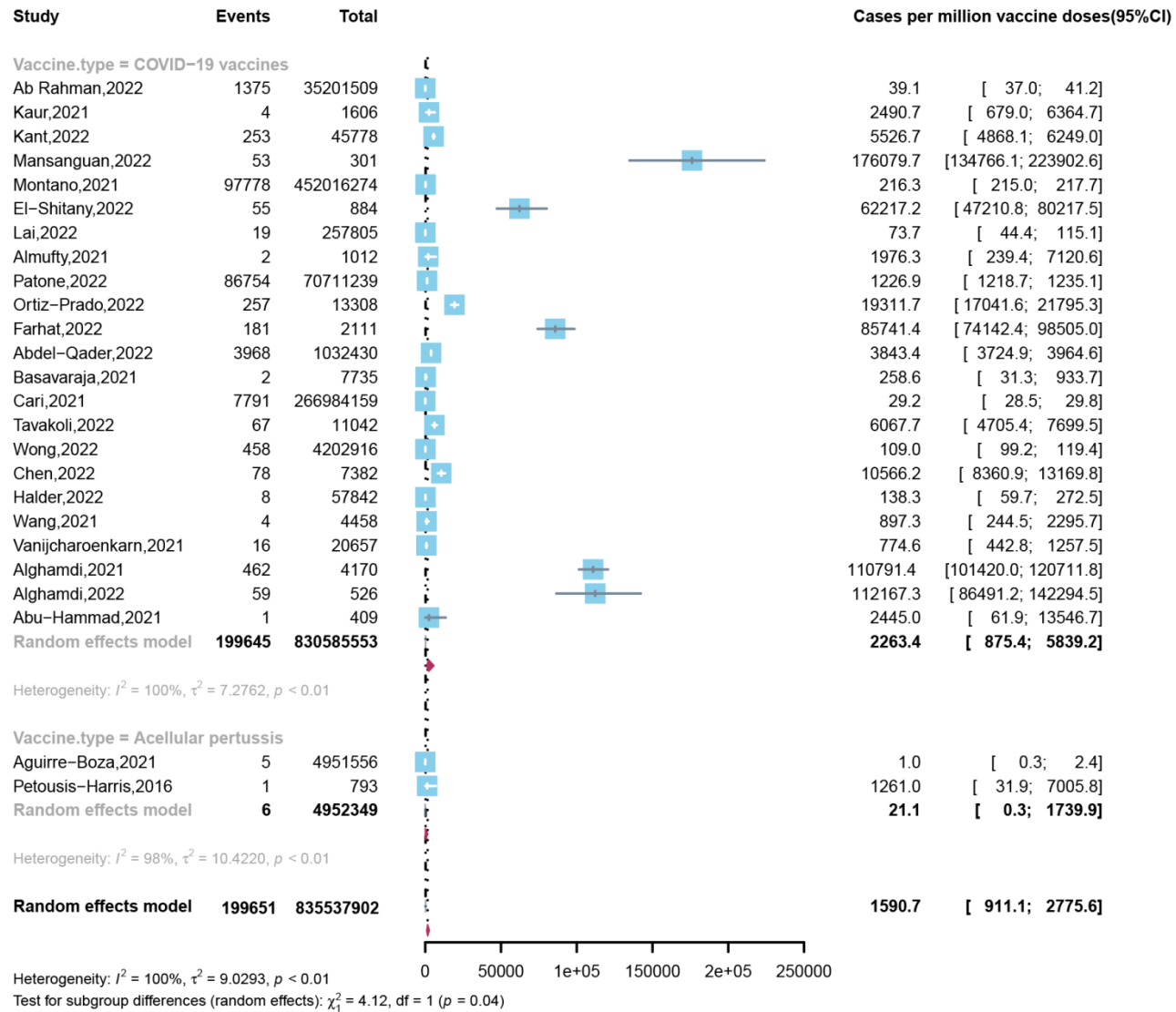
**FIGURE S5. INCIDENCE OF CARDIAC ARRHYTHMIAS AFTER COVID-19 AND INFLUENZA VACCINES**



**FIGURE S6. INCIDENCE OF CARDIAC ARRHYTHMIAS AFTER COVID-19 AND HUMAN PAPILLOMAVIRUS VACCINES**

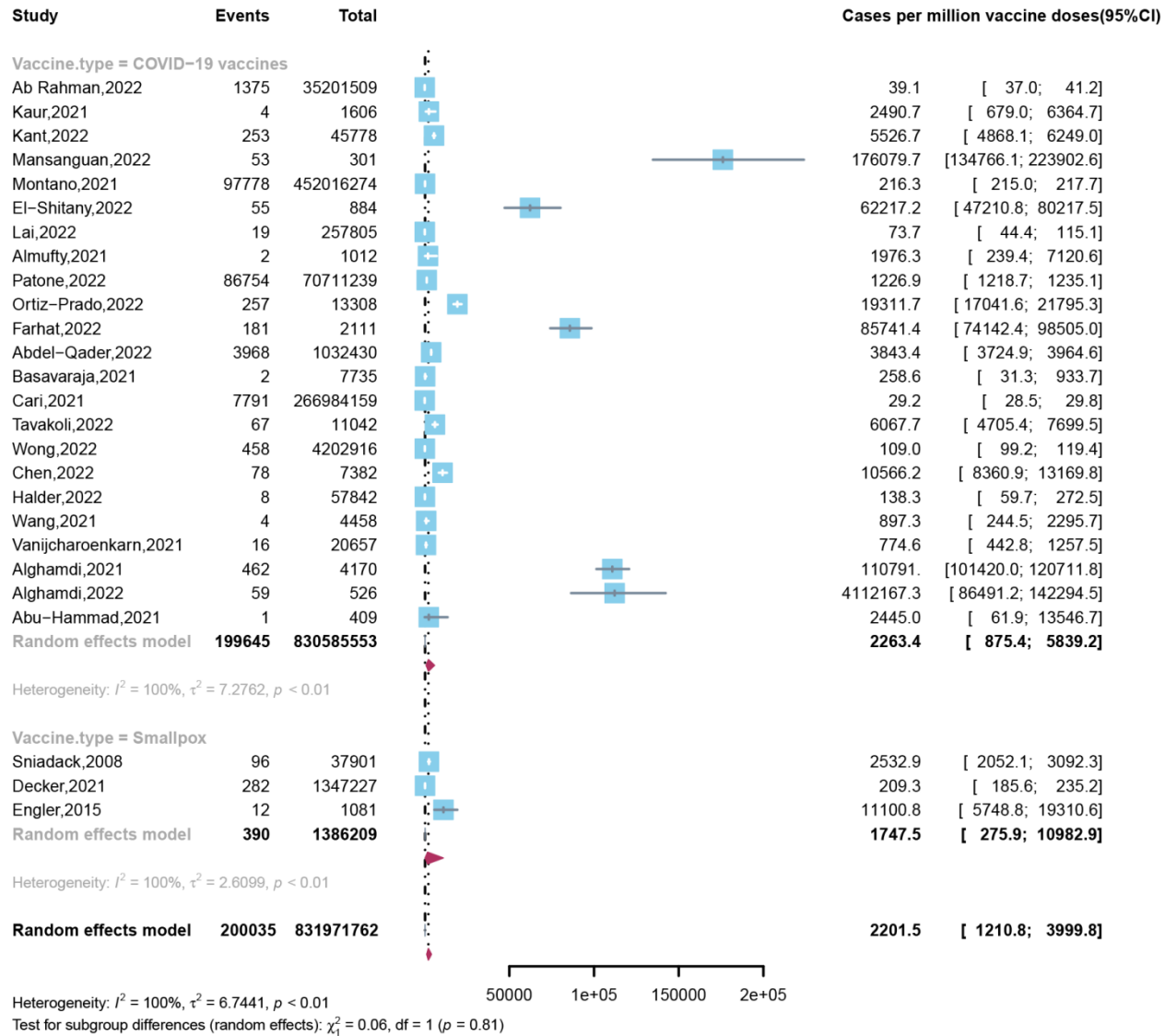


**FIGURE S7. INCIDENCE OF CARDIAC ARRHYTHMIAS AFTER COVID-19 AND ACELLULAR PERTUSSIS VACCINES**

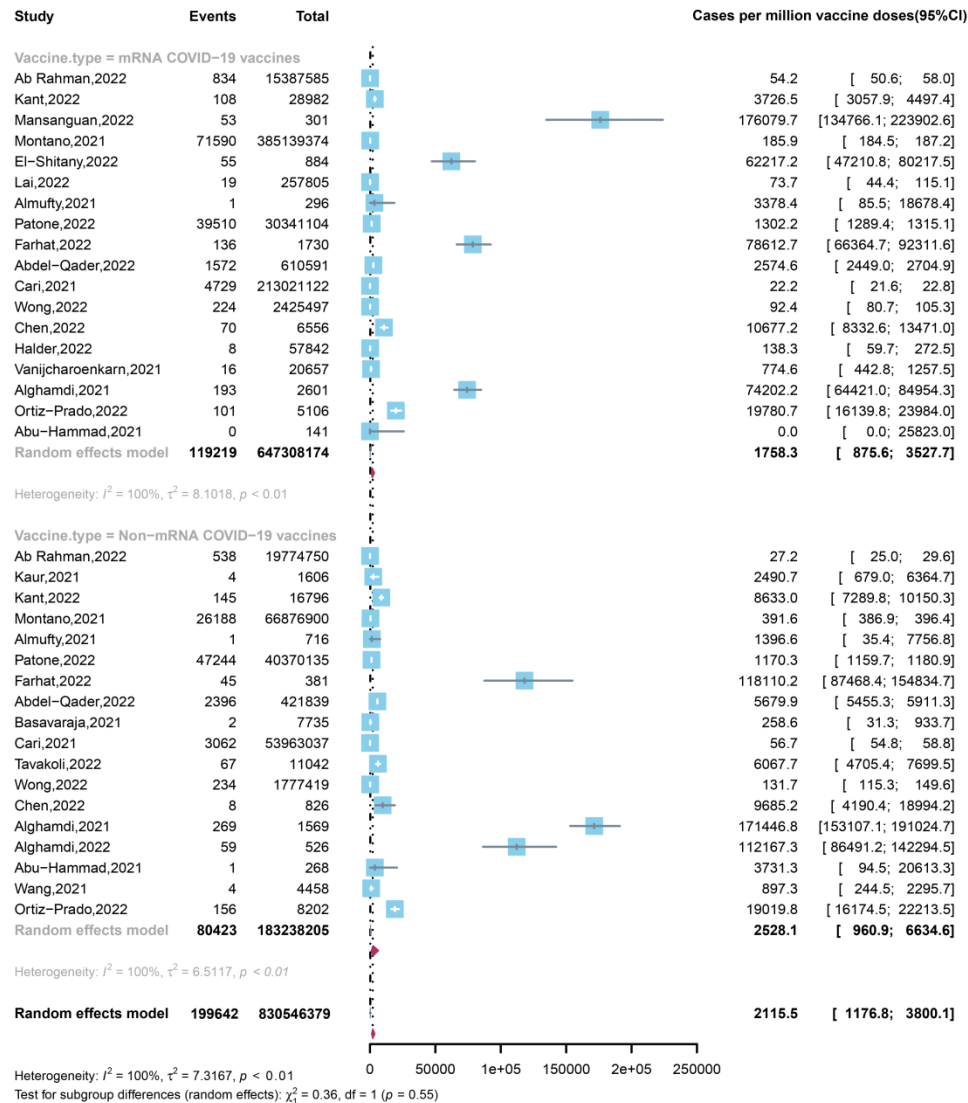




**FIGURE S8. INCIDENCE OF CARDIAC ARRHYTHMIAS AFTER COVID-19 AND SMALLPOX VACCINES**

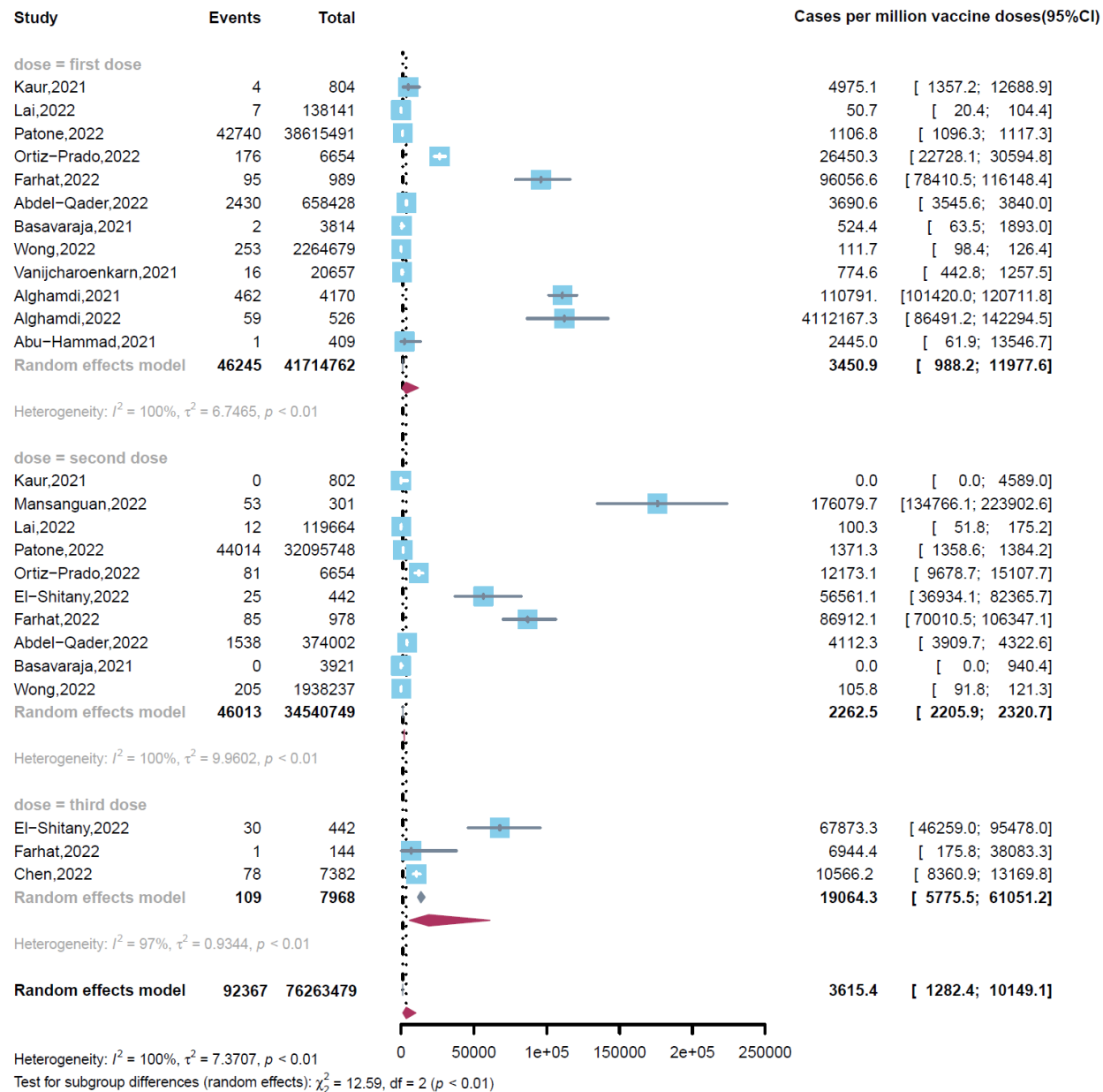


**FIGURE S9. INCIDENCE OF CARDIAC ARRHYTHMIAS AMONG THOSE RECEIVING mRNA COVID-19 AND NON-mRNA COVID-19 VACCINES**



For the Ab Rahmam 2022 study, the total number of COVID-19 vaccines presented is lower than the reported number because some counts did not specify the type of COVID vaccine taken and therefore could not be included.

**FIGURE S10. INCIDENCE OF CARDIAC ARRHYTHMIAS AMONG THOSE RECEIVING THEIR FIRST, SECOND, AND THIRD DOSE OF COVID-19 VACCINE**



**FIGURE S11. INCIDENCE OF CARDIAC ARRHYTHMIAS AFTER VACCINATION AMONG ADULTS AND CHILDREN**

