

1 *Magnitude of Needle Stick and Sharp Injuries and Associated Factors among Health Care*
2 *Workers in Werabe Comprehensive Specialized Hospital, Southwest Ethiopia: A Cross-Sectional*
3 *study*

4 Jemal Halil ¹, Negalign Berhanu ², Zeleke Dutamo ^{*3}

5 1. Silte district Health Department , Silte District, Southwest Ethiopia

6 2. Department of health services management, Institute of Health , Jimma University, Ethiopia

7 3. Department of reproductive health, School of Public health, College of medicine and Health
8 Sciences, Wachemo University, Ethiopia

9 *Corresponding author

10 E-mail: zeledutamo@gmail.com

11 Tel: +251 910489741

12 ORCID ID: <https://orcid.org/0000-0001-9564-7285>

13 PO BOX: 667, Wachemo University

14

15

16

17

18

19

20

21

22

23

24 **ABSTRACT**

25 **Background:** Needle-stick and sharp injuries were one of major leading risk factor for blood and
26 body fluid born infections among health care workers (HCWs)

27 **Objective:** To assess the magnitude of occupational needle-stick and sharp injuries and associated
28 factors among HCWs in Werabe Comprehensive Specialized Hospital (WCSH), Southwest Ethiopia

29 **Methods:** Facility based cross-sectional study was conducted at WCSH from 15 to 25 August, 2020.
30 Stratified random sampling was used to select 213 HCWs in the Hospital. A self-administered
31 questionnaire was employed to collect data. After proportional allocation to the professionals, simple
32 random sampling was used for each stratum. Data was entered and analyzed by using Epi info
33 version 7 and SPSS version 22, respectively. Odds ratio was used to assess the statistical association
34 between outcome and independent variables in bivariate and multivariate logistic regression.
35 Significance of statistical association was tested using 95% confidence interval (CI) and P-value
36 (<0.05)

37 **Result:** 28.40% of HCWs encountered needle-stick and sharp injuries in the last 1-year. HCWs who
38 had job related stress, whose working hours was more than 8 hours per day and didn't apply
39 universal precaution were 8.6, 7.5 and 2.3 times more likely to encounter needle-stick and sharp
40 injuries, respectively. HCWS with educational status above Diploma level were 90% less likely to
41 face needle-stick and sharp injuries than their counterparts

42 **Conclusion and recommendation:** The prevalence of occupational needle- stick and sharp injury
43 was high compared to earlier studies. Educational status of diploma and above, average working
44 hour for more than eight hours per day, not-applying universal precautions and job related stresses
45 were factors associated with occupational needle-stick and sharp injures. Refreshment training on
46 universal precaution and minimizing the excess working hours per day among HCWs were crucial to
47 decrease the risk of needle stick and sharp injuries

48 **Keywords:** HCWs, needle-stick, sharp injuries, WCSH

49 **Introduction**

50 Occupational needle stick and sharp injury refers to any injuries caused by medical set up sharp
51 instruments that can cause scratch, cut or deep penetration to body parts during day to day
52 activities in health care setting[1]. Needle stick and sharp injuries were one of the occupational
53 hazards that can lead health care workers (HCWs) to different infectious diseases, including more
54 than 20 viral infections [2]. The commonest infections, that could be transmitted through needle-
55 stick and sharp injuries are hepatitis B (HBV) & hepatitis C (HCV) and the human
56 immunodeficiency virus (HIV)[3]

57 According to center for communicable disease control and prevention (CDC) estimate, 62% to
58 88 % of needle stick and sharps injuries in the hospital setting could be prevented by eliminating
59 unnecessary injections, implementing universal precautions, eliminating needle recapping,
60 provision and use of personal protective equipment, and training workers in the risk prevention
61 [4, 5]

62 Each year, study reports in Africa, particularly Sub-Saharan including Ethiopia, indicated that
63 large proportion of health care workers were exposed for occupational sharp injuries[6-9]

64 In Ethiopia, occupational needle-stick and sharp injury is still remain a challenge among HCWs,
65 despite different efforts has been made by the government and non-government organizations on
66 the implementation of safety. Very few studies were conducted to estimate the magnitude and
67 associated factors of occupational needle stick and sharp injuries in Ethiopia [5, 9, 10]

68 So far, no study showed the magnitude and associated factors of occupational needle stick and
69 sharp injuries in study area. Understanding of the magnitude and factors affecting the occurrence
70 of occupational needle stick and sharp injuries enable NSI reduction; create safe working
71 environment and provision of quality health care provision [11]. Therefore, this study tried to
72 identify the magnitude and associated factors occupational needle stick and sharp injuries among
73 health care workers in the study setting

74

75

76 **Methods**

77 **Study design and setting**

78 A facility based cross-sectional study design was employed. Study was conducted in Werabe
79 comprehensive specialized Hospital. The hospital is found in Werabe town. It is an
80 administrative capital of Siltie zone and located 172 km to the south of the country's capital,
81 Addis Ababa. The town has total population of 74,183. It has three urban and six semi urban
82 administrative units (kebeles^a). Werabe Comprehensive Specialized Hospital is a tertiary level
83 hospital established in 2014, which was expected to serve 3.5-5 million populations and has a
84 total of 800 beds. It provides a secondary and tertiary level of care and used as referral center for
85 primary and general hospitals in the district and neighboring districts. A total of 700 employees
86 were serving in different disciplines in the hospital. Out of 700 employees, 514 were HCWs
87 including nurses (182), physicians (81), midwives (56), laboratory technicians (45), cleaners (68),
88 anesthetists (8), public health officers (10), psychiatry (9) and environmental health (6)
89 professionals

90 **Sample size and Sampling procedure**

91 Sample size was determined using single population formula considering 5% margin of
92 error($d=0.05$), 95%($z_{\alpha/2}= 1.96$) confidence level of certainty and 42% (p), proportion
93 prevalence of needle stick and sharp injury conducted among HCWs in Arba Minch Referral
94 Hospital, Southern Ethiopia and 10% of non-response rate by using formula

$$95 \quad n_i = (Z_{\alpha/2})^2 * p(1-p) / d^2 = (1.96) \times (1.96) \times (.42)(.48) / (.05)(.05)$$

$$96 \quad = 309.78$$

97 Since our source population 514 is smaller than 10,000, we used correction formula to obtain
98 final sample size, i.e. $n_f = n_i / (1 + n_i/N) = 309.78 / (1 + 309.78/514) = 193.29 \times 10\%$ (non-response
99 rate) $= 212.62 \approx 213$

100 Hence, the sample size was 213

101 Stratified random sampling was used to select HCWs in the Hospital. HCWs were grouped into
102 six main strata based on their occupation as nurses, midwives, physicians, medical-laboratory

103 technicians, cleaners and others (anesthetists, public health officers psychiatry and environmental
104 health professionals). The required sample size for each stratum was determined by using
105 proportionate allocation to the strata. Study participants from each professional category were
106 selected by simple random sampling using lottery method (see Figure 1)

107 **Data collection tool and procedure**

108 Data were collected by using structured self-administered questionnaire. The questionnaire was
109 adapted by reviewing different literatures [5, 9]. Data were collected by three Diploma nurses.
110 Questionnaire was first prepared in English and then translated into Amharic (working language)
111 by a team containing language experts and health professionals. The Amharic version of the tool
112 was retranslated into English in order to check consistency. In order to ensure data quality, two
113 days training was provided to data collectors and supervisor. Pretest was conducted among 11
114 HCWs found in Kibet Primary Hospital. Close supportive supervision and assistance for data
115 collectors was employed during data collection

116 **Ethical approval and consent to participate**

117 Ethical clearance was obtained from Ethical Review Board of College of Medicine and Health
118 Science, Wachemo University. An official letter of permission was obtained from Silte Zone
119 Health department. Study participants were well informed on study purpose and the right to
120 whether or not participate in the study. Full oral and written consent was obtained from all study
121 participants. In order to maintain confidentiality of the study participants, anonymity of some
122 personal identification were considered in the questionnaire

123 **Data processing and analysis**

124 We entered data into Epi INFO version 7 statistical packages and analyzed by statistical
125 Package for Social Sciences (SPSS) version 20. Study participants' response to occupational
126 needle-stick and sharp injuries status in the past 12months (outcome variable) was coded as
127 "yes" and "No". The Hosmer and Lemshow goodness of fit test was carried out and showed a p-
128 value of 0.72 which indicated the model was adequate. Bivariate analysis was carried out using
129 binary logistic regression analysis. Independent variables that had a p-value ≤ 0.25 in the Bi-
130 variate analysis were included in the multivariable logistic regression model. A backward

131 stepwise logistic regression analysis was carried out to control confounder for the predictor
132 variable. The strength of association of predictor variables was assessed using adjusted odds ratio
133 (AOR) and P- value <0.05 at 95% CI was considered statistically significant

134 **Result**

135 **Socio demographic characteristics of the respondents**

136 From a total of 213 HCWs, 204(95.8%) responded the questionnaire. One hundred nine (53.4%)
137 of the study participants were females and the rest were males. One hundred thirty one(64.2%) of
138 the study participants were in the age group of 25-29 years and the mean age of the study
139 participants was 27.4(SD = ±3.9) years. Regarding to the marital status of the respondents, about
140 half (51%) of the study participants were married. One hundred seventy one (83.3%) were
141 Muslims by religion. One hundred twenty three (60.3%) of the study subjects were first degree
142 and above in their educational status. The majority (68.0%) of the HCWs have less than five
143 years of service. HCWs participated in the study had served in the hospital three and half years.
144 Eighty one (39.9%) and forty three (21.1%) of the study participants were nurses and cleaners by
145 profession, respectively (see Table1)

146 **Work environment related characteristics of study participants**

147 From the total 204 respondents, one hundred thirty seven (67.2%) had not receive on the job
148 training on infection perfection. The majority, 170 (83%) of the participants reported that there
149 was a safety or universal precaution guidelines in their working place. One hundred thirty four
150 (65.7%) of the respondents had received supportive supervision from concerned body on
151 implementation of infection prevention and safety principles. One hundred seventy nine (87.7%)
152 of the study participants reported that personal protective equipment were adequately provided
153 by the hospital. More than half (55.4%) of the study participants experienced stressful situation
154 related with their work or working environment. One hundred forty three (70.3%) of the study
155 participants reported that, they were working for eight or less than eight hours per day and sixty
156 one (29.7%) were working for more than eight hours per day (see Table 2)

157 **Prevalence of occupational needle-stick and sharp injuries**

158 In this study, the prevalence of occupational needle-stick and sharp injuries was 28.4% (95% CI:
159 22.1-34.8). From the study participants who experienced needle-stick and sharp injuries, the
160 majority (72%) did not report the incidence of the injuries to the concerned body

161 **Medical instruments causing needle-stick and sharp injuries**

162 The main causes for needle-stick and sharp injuries were injection-needle (53.1%) and IV
163 Cannula (17.2%). Moreover, 16% and 15% of the injuries were caused by surgical blade and
164 suturing needles, respectively (see figure 2)

165 Among HCWs, about 41% and 30% of needle-stick and sharp injuries occurred during injection
166 and sample collection procedure and medical waste handling, respectively (See figure 3)

167 Regarding with the working departments of the health care workers, 23%, 17% and 14% of all
168 injuries occurred at maternity ward, emergency and outpatient department, respectively

169 **Factors associated with occupational needle-stick and sharp injuries**

170 Educational status, average daily working hour, PPE use frequently and job related stress were
171 significantly associated with occupational needle-stick and sharp injuries. HCWs with
172 educational level of Diploma and above were 90% less likely to be injured than HCWs with
173 educational level of 12th grade and below (AOR 0.1, 95%CI 0.1, 0.5). Healthcare workers who
174 worked for more than 8 hours per day had an almost 9-fold increase in risk of getting
175 occupational needle-stick and sharp injuries than those who worked for eight and less hours in
176 daily basis (AOR 7.5, 95% CI 3.8, 20.5). The study revealed that work related stress was one of
177 the predictor of occurrence of occupational needle-stick and sharp injuries. The odd of injuries
178 was about 5.6 times higher among stressed HCWs (AOR 5.6, 95% CI 2.4, 13.1) than who were
179 not stressed. Inconsistent use of PPE increased the occurrence of occupational needle-stick and
180 sharp injuries. HCWs who did not frequently use PPE in the last 12 months were about 2.4 times
181 more likely to experience occupational needle-stick and sharp injuries (AOR 2.4, 95%CI 1.1,
182 5.4) than those who were frequently used PPE (see table 3)

183

184

185 **DISCUSSION**

186 The result of this study revealed that the prevalence of occupational needle-stick and sharp
187 injuries among HCWs in the last twelve months was 28.4%. The prevalence was higher when
188 compared to study done in Saudi Arabia, Bale zone hospitals and Awi Zone, Ethiopia, where the
189 prevalence was 6.4%, 19.4 and 18.7% respectively [10, 12, 13]. However, this finding was lower
190 when compared to studies conducted in Tanzania, Nepal and Iran where the prevalence of
191 occupational needle-stick and sharp injuries were 48.6%, 48.0% and 32.3% respectively [8, 14,
192 15]. The possible reasons for the difference could be access to use of advanced medical
193 technologies and the length of the year at which studies were conducted. The type of HCWs
194 participated in the studies may also increase or decrease needle-stick and sharp injuries
195 prevalence

196 The current, study revealed that there was a significant association between educational level and
197 occurrence of needle-stick and sharp injuries. HCWs with educational level of diploma and
198 above were by 90% less likely experience needle-stick and sharp injuries than HCWs with
199 educational level of grade 12th and below. But, This finding differs from a previous study done in
200 in Hawassa referral Hospital (Ethiopia), where HCWs with educational level of below diploma
201 had less odds of injuries [16]. The possible justification might be as educational level of HCWs
202 increased better practice of safety measures. The other reason could be less attention was given
203 on work place supervision and on job training for those HCWs with lower educational level.

204 In this study statistical analysis showed that significant association between occurrence of sharp
205 injuries and average daily working hour of the health care workers. HCWs who worked for
206 more than eight hours were about 7.5 times exposed for occupational needle-stick and sharp
207 injuries than those who worked for less than 8 hours on average in daily bases. This is in line
208 with previous studies done in Iran, Addis Ababa (Ethiopia), Debrebrihan (Ethiopia) and Dessie
209 (Ethiopia), where increased risk of sharp injuries occurred among HCWs who worked for more
210 than 40 hours compared to HCWs worked less than 40 hours per week [17-20]. This implies that
211 as the health care workers works for extended hour, they might experience a fatigue. This leads
212 them less to adhere for safety protocols and might expose them for occupational sharp injuries.

213 In this study health care workers those who wet used personal protective equipment (PPE) like
214 gloves during procedure were 2 times more likely at risk of getting sharp injury than their
215 counterparts. This is in line with previous study done in Wolita zone public health facilities
216 (Ethiopia) and Dessie town, northern Ethiopia [19, 20].inconsistent use of PPE during routine
217 work by HCWs might be under estimation of the infection transmission by sharp instrument

218 Stressed HCWs were 5.6 times at risk of getting needle-stick and sharp injuries than who were
219 not stressed. This is in line with previous studies done East Gojam zone, Ethiopia and Awi zone
220 health institutions in north Ethiopia[12, 21]. This can be explained as HCWs who were stressed
221 they become nervous, aggressive and might lose the ability of concentration during procedures.
222 This might lead them to commit procedural errors. As a result they may expose themselves for
223 preventable needle-stick and sharp injuries

224 **Conclusion:** The result of this study showed that the prevalence of occupational needle-stick and
225 sharp injuries was high. Educational status of diploma and above, working hour extended for
226 more than 8 hours per day, not applying universal precautions and job related stress were
227 predictors of occupational sharp injures. Refreshment training on universal precaution and
228 minimizing the excess working hours per day among HCWs were crucial to decrease the risk of
229 needle stick and sharp injuries

230 **End note**

231 ^a smallest administrative unit in Ethiopia

232 **Competing interests**

233 The authors declare that there is no competing interest

234 **Availability of data**

235 Data set used and analyzed in this study available from the corresponding author and obtained
236 based on reasonable request.

237 **Abbreviations and Acronyms**

238 GP: General practitioner, HBV: Hepatitis B Virus, HCV: Hepatitis C Virus, HCW: Health care
239 workers, HIV: Human immune deficiency virus, PPE: Personal protective equipment,

240 **Author contributions**

241 JH took the lead role in conception, design, analysis and write up of the manuscript. ZD & NB
242 involved in drafting the research proposal, analysis and write up of the manuscript. All authors
243 read and approved the final manuscript.

244 **Acknowledgement**

245 We would like to thank Silte District Health Department for financial support of the research
246 undertaking. Also we would like to thank all respondents for their willingness to participate in
247 the study.

248 **Funding**

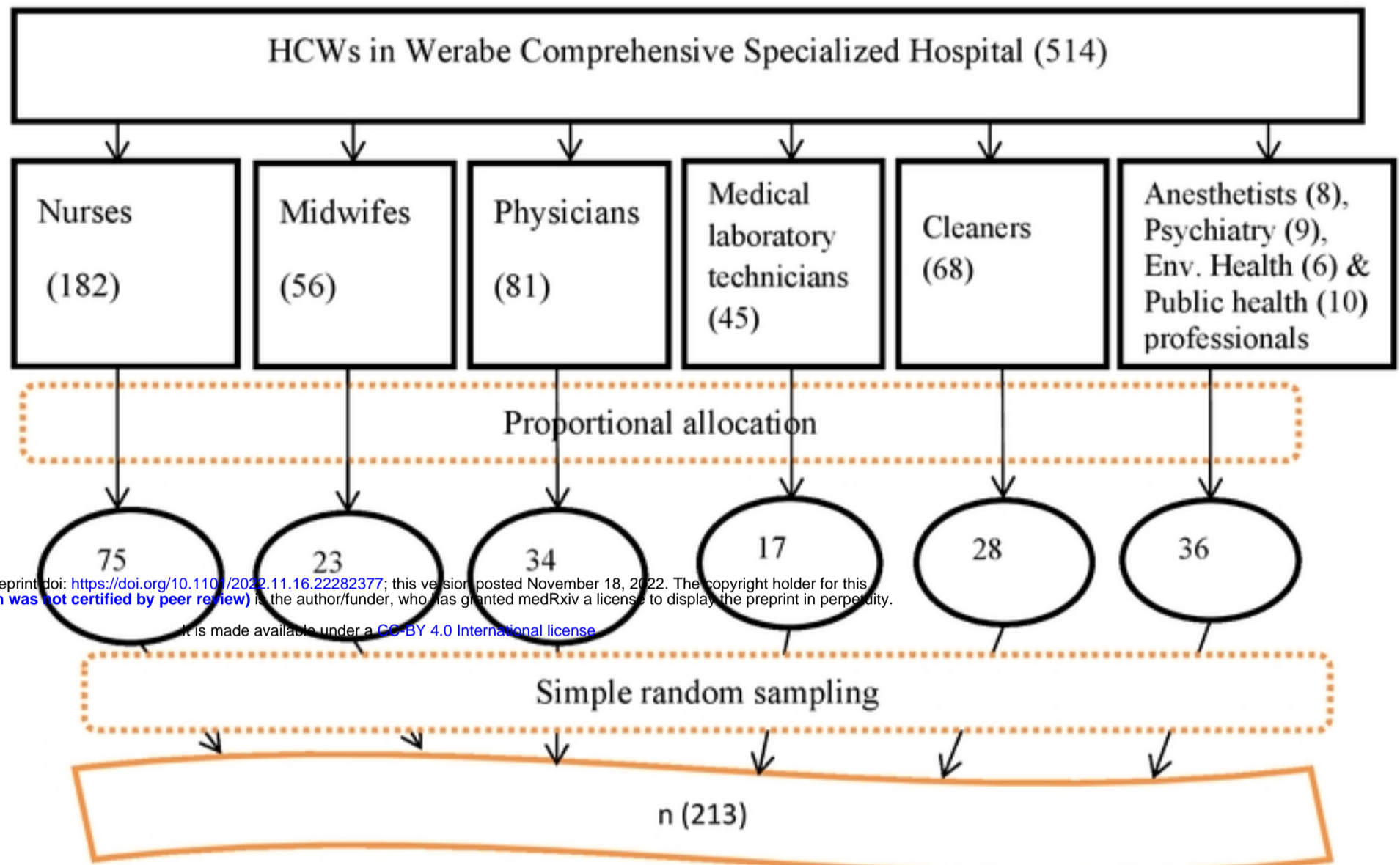
249 This work was financially supported by Silte District Health Department, Southwest Ethiopia

250 **References**

- 251 1. Texas Department of State Health Services, I.D.C.U., *Contaminated*
252 *Sharps Injuries Among Healthcare Workers in Texas: 2012.*>. 2012.
- 253 2. Annette Prüss, Ü.E. Rapiti, and Y. Hutin, <*Global burden of disease from sharps injuries*
254 *to health-care workers*>. Environmental Burden of Disease Series, No. 3, 2003.
- 255 3. SUSAN Q. WILBURN and G. EIJKEMANS, *Preventing Needlestick Injuries among*
256 *Healthcare Workers*. INT J OCCUP ENVIRON HEALTH 2004, 2004. **10**: p. 451-456.
- 257 4. (NIOSH)., N.i.f.o.h.a.s., *Needle sticks injuries among employees at a retail pharmacy*
258 *chain. Health hazard evaluation report: By MA de Perio, OH: U.S. Department of Health*
259 *and Human Services, Centers for Disease Control and Prevention*. 2012: p. 0063-3154.
- 260 5. Bazie, G.W., *Factors Associated with Needle Stick and Sharp Injuries Among Healthcare*
261 *Workers in North East Ethiopia*. Risk Manag Healthc Policy, 2020. **13**: p. 2449-2456.
- 262 6. Ghosh, T., *Occupational Health and Hazards among Health Care Workers*. International
263 *Journal of Occupational Safety and Healt*, 2013. **3**(1): p. 1-4.
- 264 7. Mariusz Goniewicz, et al., *Injuries caused by sharp instruments among healthcare*
265 *workers – international and Polish perspectives*. Annals of Agricultural and
266 *Environmental Medicine*, 2012. **19**(3): p. 523-527.

- 267 8. PHILLIPO L. CHALYA, et al., *Needle-stick injuries and splash exposures among*
268 *health-care workers at a tertiary care hospital in north-western Tanzania*. Tanzania
269 *Journal of Health Research*, 2015. **17**(2).
- 270 9. Tadesse, M., M. Meskele, and A.T. Boltena, *Needle-stick and Sharps Injuries among*
271 *Health Care Workers in Wolaita Zone, Southern Ethiopia*. *Medical Safety & Global*
272 *Health*, 2016. **05**(02).
- 273 10. Bekele1, T., et al., *Factors Associated with Occupational Needle Stick and Sharps*
274 *Injuries among Hospital Healthcare Workers in Bale Zone, Southeast Ethiopia*. *PLoS*
275 *ONE*, 2015. **10**(10).
- 276 11. Bouya, S., et al., *Global Prevalence and Device Related Causes of Needle Stick Injuries*
277 *among Health Care Workers: A Systematic Review and Meta-Analysis*. *Ann Glob Health*,
278 2020. **86**(1): p. 35.
- 279 12. Abebe Dilie, Desalegn Amare, and Tenaw Gualu, *Occupational Exposure to Needle Stick*
280 *and Sharp Injuries and Associated Factors among Health Care Workers in Awi Zone,*
281 *Amhara Regional State, Northwest Ethiopia*. *Journal of Environmental and Public*
282 *Health*, 2017. **2017**.
- 283 13. Elsherbeny EE and N. NA, *Incidences of needle stick and sharps injuries among health*
284 *care workers in a tertiary hospital, Saudi Arabia*. *Egyptian Journal of Occupational*
285 *Medicine*, 2018. **42**(2): p. 271-284
- 286 14. Lotfabadi, P., et al., *Risk Factors of Needlestick and Sharps Injuries among Healthcare*
287 *Workers*. *International Journal of Hospital Research* 2013. **2**(1).
- 288 15. Sayami M and T. J, *Needle Sticks Injuries among Health Care Professionals in Tertiary*
289 *Hospital*. *Journal of Institute of Medicine*, 2013. **35**(3): p. 48-55.
- 290 16. Gudeta Kaweti and T. Abegaz, *Prevalence of percutaneous injuries and associated*
291 *factors among health care workers in Hawassa referral and adare District hospitals,*
292 *Hawassa, Ethiopia* *BMC Public Health*, 2014. **16**(8).
- 293 17. Feleke, B.E., *Prevalence and determinant factors for sharp injuries among Addis Ababa*
294 *hospitals health professionals* *Science Journal of Public Health*, 2013. **1**(5).
- 295 18. Habtewold, F.A.T.a.T.D., *Assessment of Prevalence and Determinants of Occupational*
296 *Exposure to HIV Infection among Healthcare Workers in Selected Health Institutions in*

- 297 *Debre Berhan Town, North Shoa Zone, Amhara Region, Ethiopia*. Hindawi Publishing
298 Corporation AIDS Research and Treatment, 2014. **2014**.
- 299 19. Kebede, A. and H. Gerensea, *Prevalence of needle stick injury and its associated factors*
300 *among nurses working in public hospitals of Dessie town, Northeast Ethiopia*. BMC Res
301 Notes, 2018. **11**.
- 302 20. Motaarefi, H., et al., *Factors Associated with Needlestick Injuries in Health Care*
303 *Occupations: A Systematic Review*. Journal of Clinical and Diagnostic Research, 2016.
304 **10(8)**.
- 305 21. Aderaw, Z., *Assessment on Magnitude of Needle Stick and Sharp Injuries and Associated*
306 *Factors among Health Care Workers in East Gojjam Zone Health Institutions, Amahara*
307 *Regional State, Ethiopia*. obal Journal of Medical research Diseases, 2013. **13(3)**.
- 308



medRxiv preprint doi: <https://doi.org/10.1101/2022.11.16.22282377>; this version posted November 18, 2022. The copyright holder for this preprint (which was not certified by peer review) is the author/funder, who has granted medRxiv a license to display the preprint in perpetuity. It is made available under a [CC-BY 4.0 International license](https://creativecommons.org/licenses/by/4.0/).

Figure 1 Schematic representation of sampling procedure to select HCWs in WCSH, Werabe, Southwest, Ethiopia, June, 2020

medRxiv preprint doi: <https://doi.org/10.1101/2022.11.16.22282377>; this version posted November 18, 2022. The copyright holder for this preprint (which was not certified by peer review) is the author/funder, who has granted medRxiv a license to display the preprint in perpetuity. It is made available under a [CC-BY 4.0 International license](https://creativecommons.org/licenses/by/4.0/).

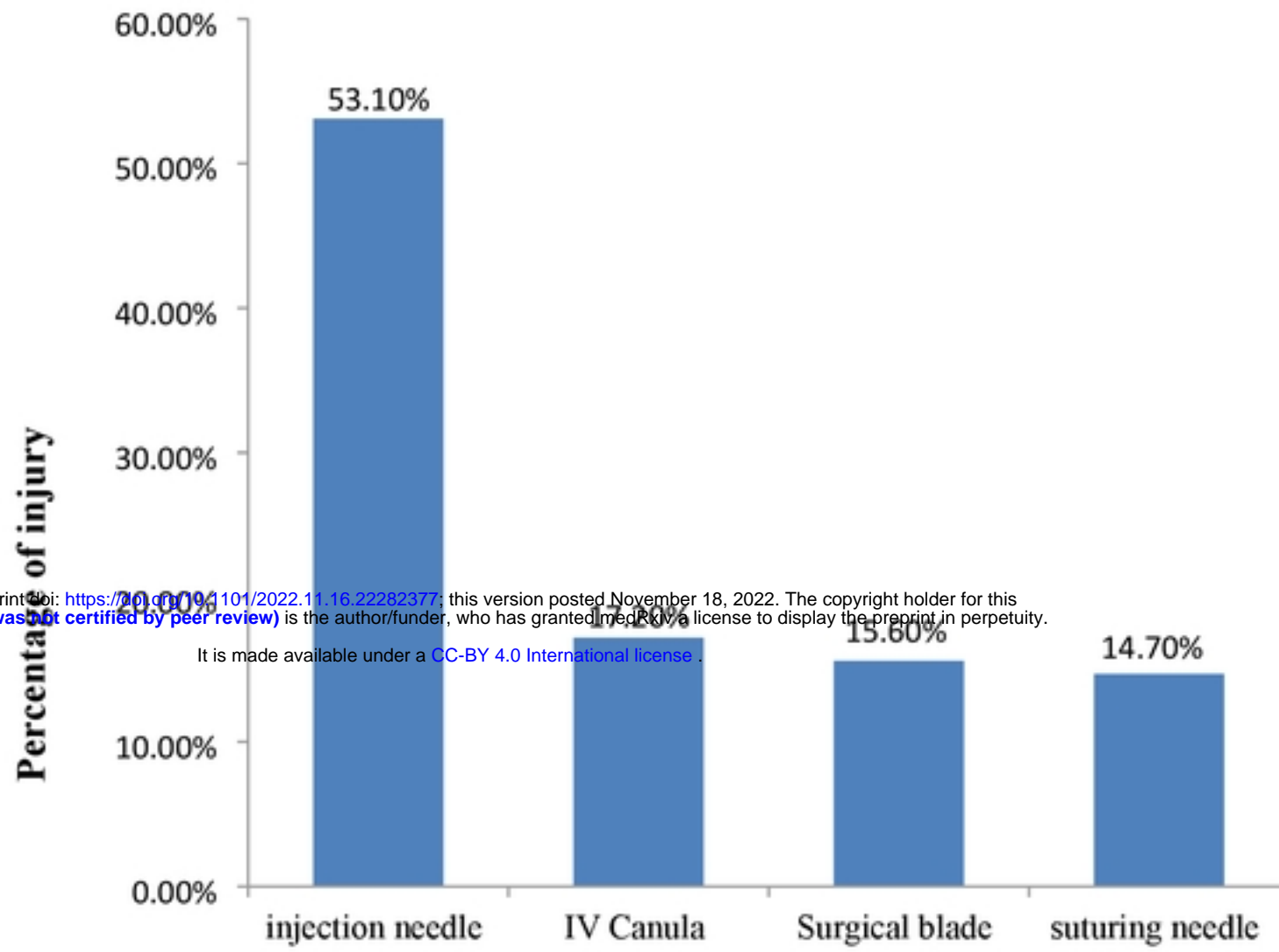
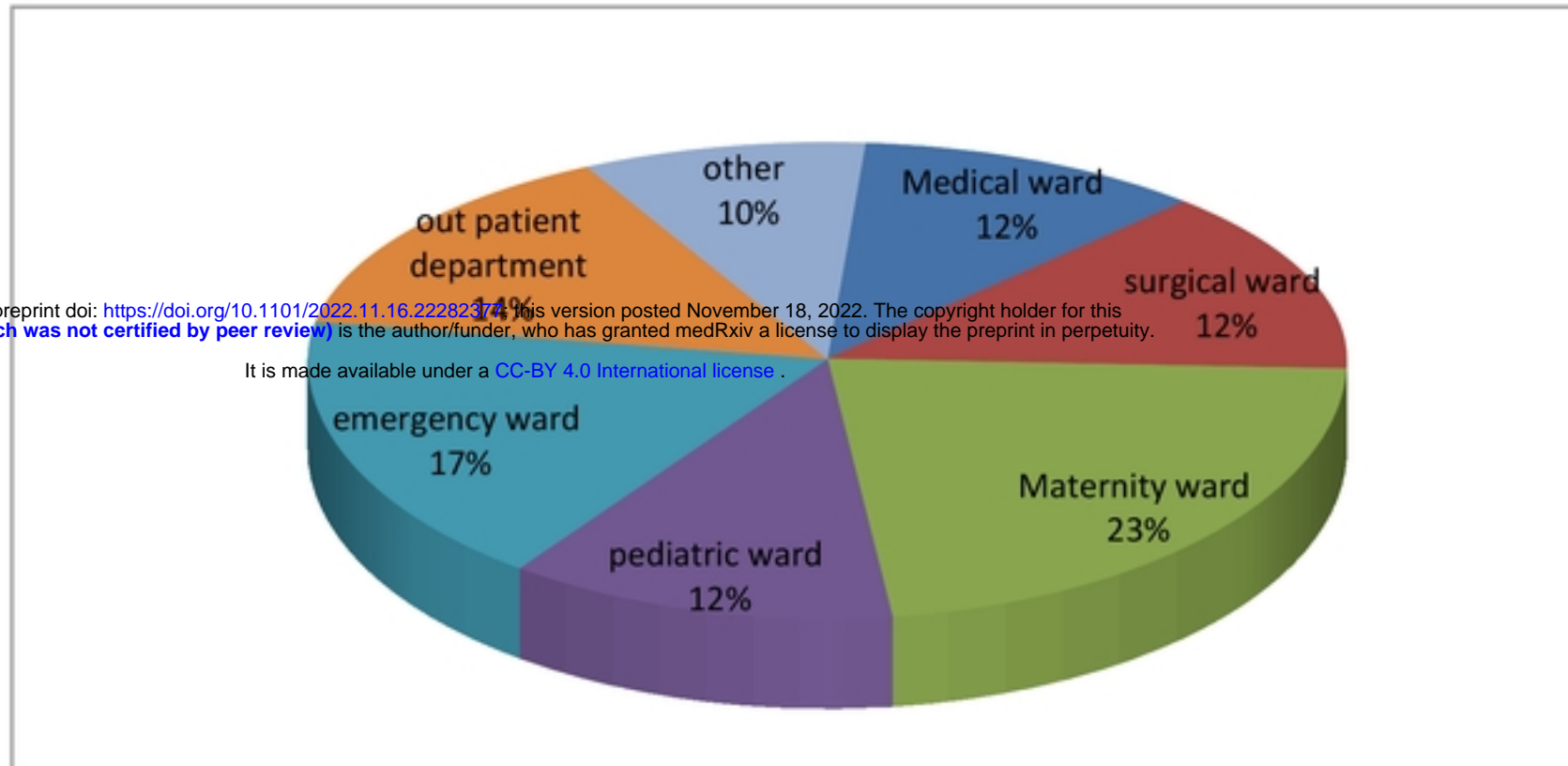


Figure 2 Medical instruments commonly causing needle –stick and sharp injuries among HCWs at WCSH, Werabe, Southwest Ethiopia, June, 2020

Figure 2 reasons why sharp injuries occurred among study participants at werabe comprehensive specialized hospital, June, 2020.



medRxiv preprint doi: <https://doi.org/10.1101/2022.11.16.22282374>; this version posted November 18, 2022. The copyright holder for this preprint (which was not certified by peer review) is the author/funder, who has granted medRxiv a license to display the preprint in perpetuity. It is made available under a [CC-BY 4.0 International license](https://creativecommons.org/licenses/by/4.0/).

Figure 3 Percentage of occupational sharp injury among HCWs by their working department at werabe comprehensive specialized hospital, June, 2020.

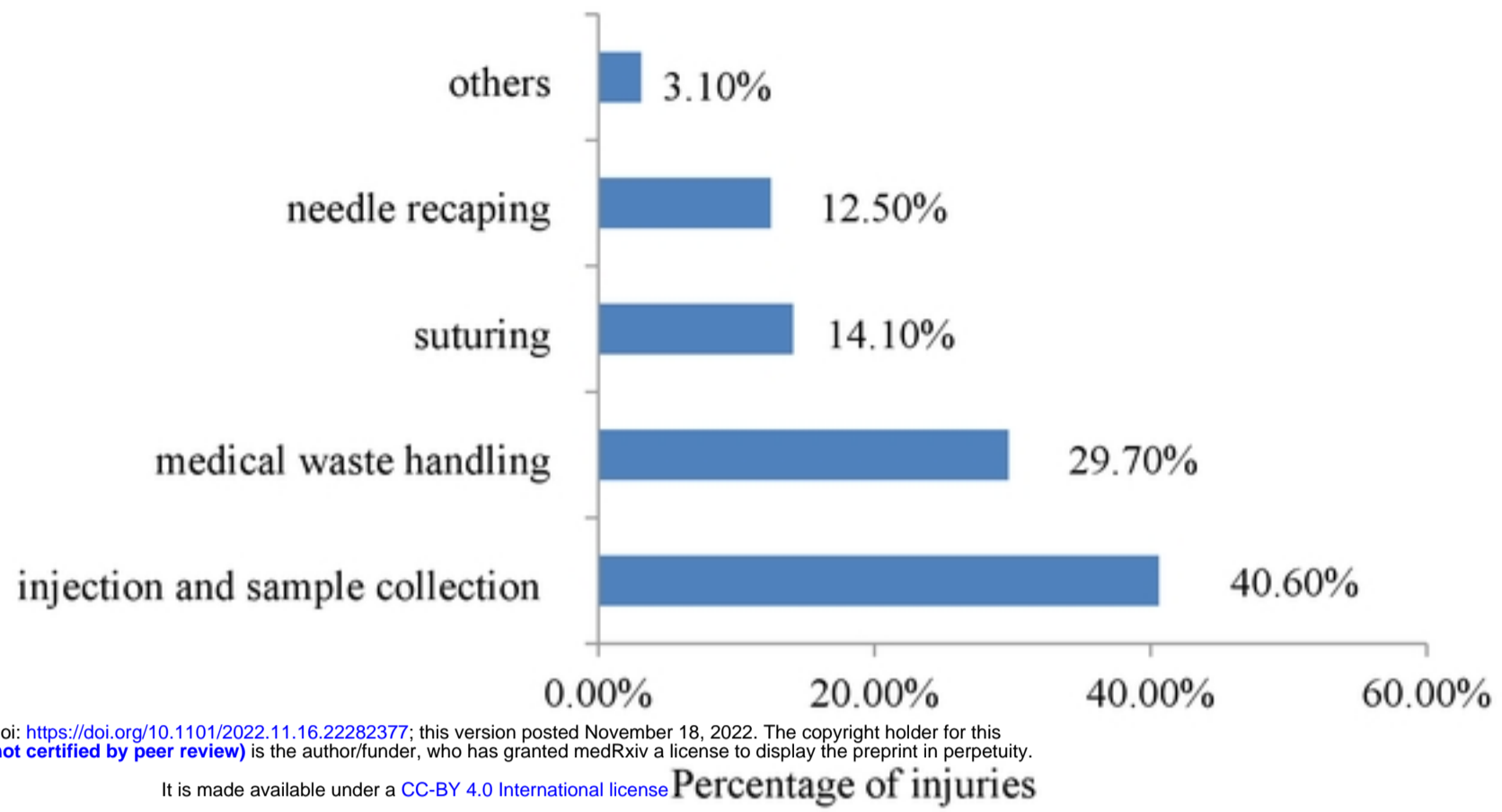


Figure 3 timeline when needle-stick and sharp injuries occurred among study participants at WCSH, Werabe, Southwest Ethiopia, June, 2020