

Zbtb20 V719I

Knock In with CRISPR/Cas9

Founder Report

Project Goal

- The Jackson Laboratory will introduce a point mutation in the *Zbtb20* gene changing the valine at position 719 to isoleucine.

Requestor		Dennis Drayna, NIH - NIDCD, Bethesda
Gene	Name	<i>Zbtb20</i> (zinc finger and BTB domain containing 20)
	Location	Chr16:42875881-43642602 bp, + strand http://www.informatics.jax.org/marker/MGI:1929213
	Transcript ID	ENSMUST00000114691.7 http://www.ensembl.org
Previously Described Phenotypes		Mice homozygous for a knock-out allele exhibit growth retardation, disrupted homeostasis, and premature death. http://www.informatics.jax.org
Model Desired		V719I
Strain (JAX Registry #)		C57BL/6J (JR000664)
CRISPR	Guides	IDT0911_Zbtb20_V719_crRNA1: GTCAAAC TTTGCTGGGCAGA IDT0912_Zbtb20_V719_crRNA2: CGATTTGGTCAAAC TTTGCT IDT0913_Zbtb20_V719_crRNA3: TCGATTTGGTCAAAC TTTGC
	Donor DNA	10012_Zbtb20_V719I_donor 1 (Forward; for use with guide 1): ACCCCTCCGGCAGGCACGCCCCAGGTGCCCGCGCGGGTCCGCCAGGCGTGGTGGCCTGCACAGAG GGGACCACTTACGTCTGCTC T A T CTGCCAGCAAAGTTTGACCAAATCGAGCAGTTCAACG 10012_Zbtb20_V719I_donor 2 (forward; for use with guide 2 or 3): GGCAGGCACGCCCCAGGTGCCCGCGCGGGTCCGCCAGGCGTGGTGGCCTGCACAGAGGGGACCAC TTACGTCTGCTCC A TCTGCCAGC T AAGTTTGACCAAATCGAGCAGTTCAACGACCACATG

Mouse *Zbtb20* transcripts

Gene: **Zbtb20** ENSMUSG00000022708

Description zinc finger and BTB domain containing 20 [Source:MGI Symbol;Acc:[MGI:1929213](#)]

Gene Synonyms 1300017A20Rik, 7330412A13Rik, A930017C21Rik, D16Wsu73e, HOF, Zfp288

Location [Chromosome 16: 42,875,881-43,642,602](#) forward strand.
GRCm38:CM001009.2

About this gene This gene has 21 transcripts ([splice variants](#)), [130 orthologues](#), is a member of [1 Ensembl protein family](#) and is associated with [42 phenotypes](#).

Transcripts

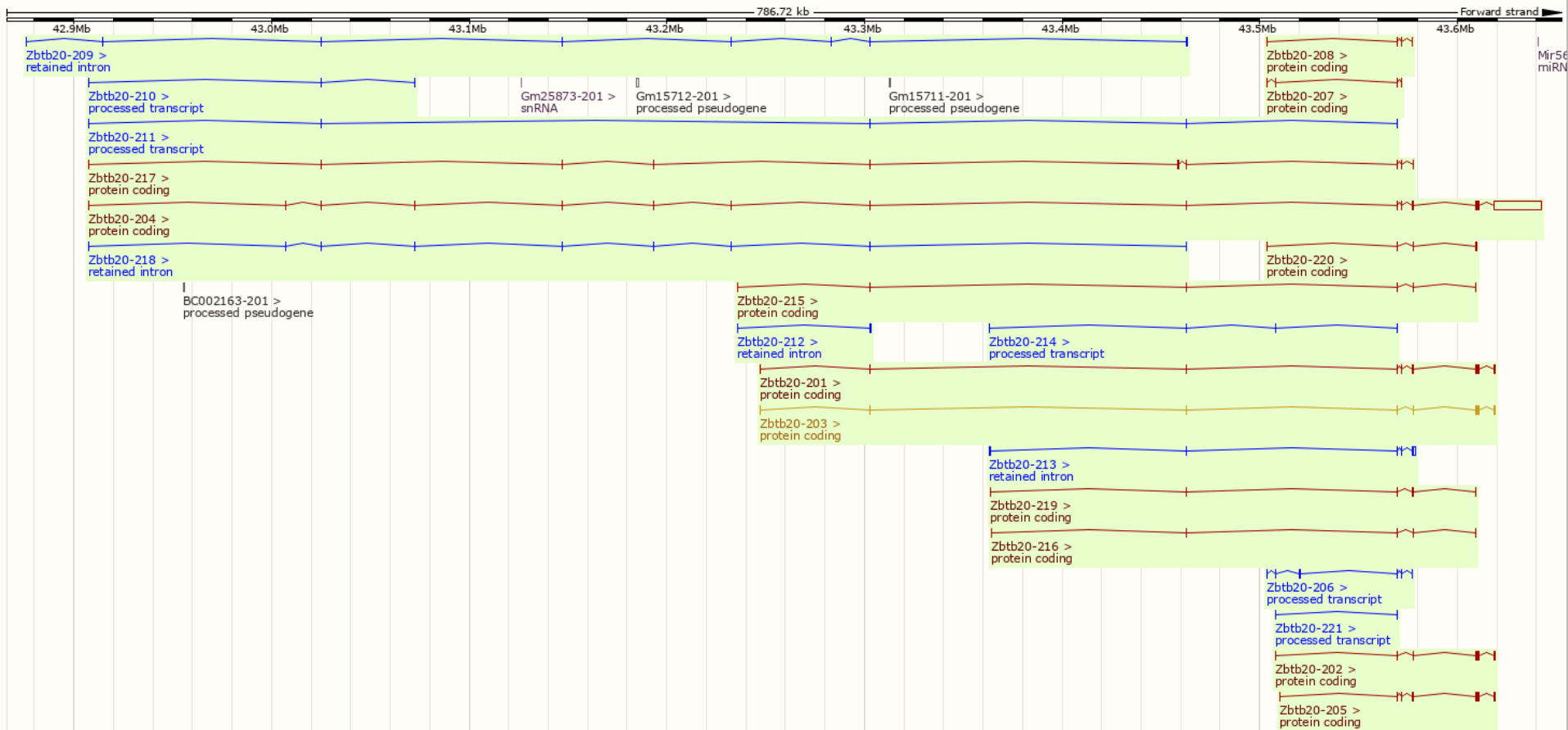
Hide transcript table

Name	Transcript ID	bp	Protein	Biotype	CCDS	UniProt	RefSeq	Flags
Zbtb20-201	ENSMUST00000079441.12	3086	741aa	Protein coding	CCDS28178	Q8K0L9	NM_019778 NP_062752	TSL:5 GENCODE basic APPRIS P3
Zbtb20-202	ENSMUST00000114690.7	2759	668aa	Protein coding	CCDS49851	Q8K0L9	-	TSL:1 GENCODE basic APPRIS ALT2
Zbtb20-203	ENSMUST00000114691.7	2891	668aa	Protein coding	CCDS49851	Q8K0L9	NM_181058 NP_851401	TSL:1 GENCODE basic APPRIS ALT2
Zbtb20-204	ENSMUST00000114694.8	26901	741aa	Protein coding	CCDS28178	Q8K0L9	NM_001285805 NP_001272734	TSL:5 GENCODE basic APPRIS P3
Zbtb20-205	ENSMUST00000114695.2	2977	741aa	Protein coding	CCDS28178	Q8K0L9	-	TSL:1 GENCODE basic APPRIS P3
Zbtb20-206	ENSMUST00000122875.7	736	No protein	Processed transcript	-	-	-	TSL:3
Zbtb20-207	ENSMUST00000123047.7	439	3aa	Protein coding	-	-	-	CDS 3' incomplete TSL:3
Zbtb20-208	ENSMUST00000126100.7	463	3aa	Protein coding	-	-	-	CDS 3' incomplete TSL:5
Zbtb20-209	ENSMUST00000126354.7	563	No protein	Retained intron	-	-	-	TSL:3
Zbtb20-210	ENSMUST00000131689.7	425	No protein	Processed transcript	-	-	-	TSL:2
Zbtb20-211	ENSMUST00000132881.7	418	No protein	Processed transcript	-	-	-	TSL:3
Zbtb20-212	ENSMUST00000134537.2	645	No protein	Retained intron	-	-	-	TSL:3
Zbtb20-213	ENSMUST00000139491.7	2063	No protein	Retained intron	-	-	-	TSL:1
Zbtb20-214	ENSMUST00000141941.7	414	No protein	Processed transcript	-	-	-	TSL:3
Zbtb20-215	ENSMUST00000146708.7	821	75aa	Protein coding	-	E0CXK1	-	CDS 3' incomplete TSL:3
Zbtb20-216	ENSMUST00000148775.7	590	60aa	Protein coding	-	E0CXT9	-	CDS 3' incomplete TSL:3
Zbtb20-217	ENSMUST00000151244.7	754	63aa	Protein coding	-	E0CX28	-	CDS 3' incomplete TSL:3
Zbtb20-218	ENSMUST00000151290.7	593	No protein	Retained intron	-	-	-	TSL:3
Zbtb20-219	ENSMUST00000156367.7	787	131aa	Protein coding	-	E0CYJ9	-	CDS 3' incomplete TSL:3
Zbtb20-220	ENSMUST00000156981.7	837	138aa	Protein coding	-	E0CYH3	-	CDS 3' incomplete TSL:3
Zbtb20-221	ENSMUST00000162745.7	267	No protein	Processed transcript	-	-	-	TSL:5

Project Goal: Introduce a point mutation in the *Zbtb20* gene (V719I).

www.ensembl.org

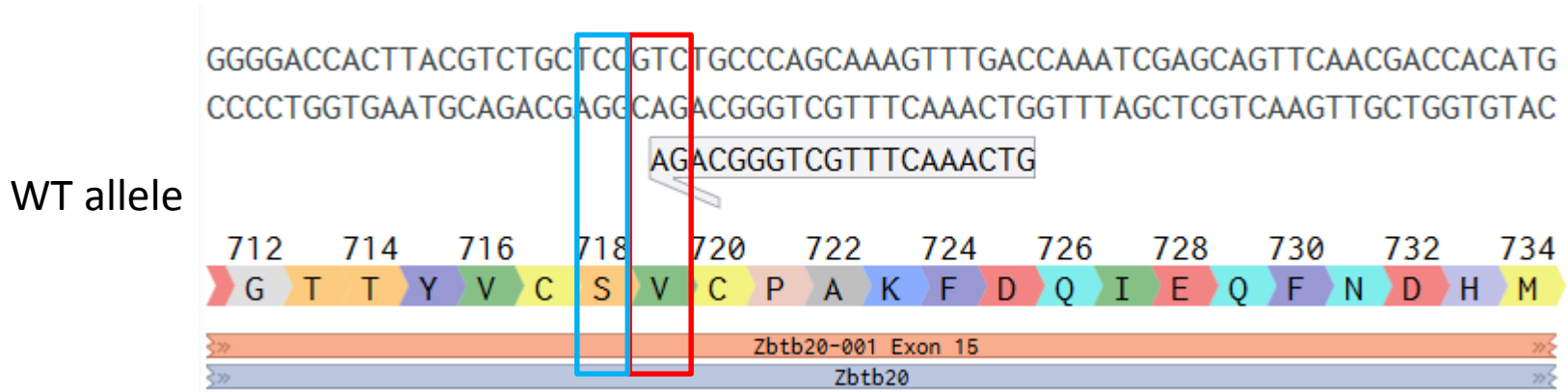
Mouse *Zbtb20* transcripts



Project Goal: Introduce a point mutation in the *Zbtb20* gene (V719I).

www.ensembl.org

Zbtb20 V719I- Targeting Strategy 1



*Silent Mutation

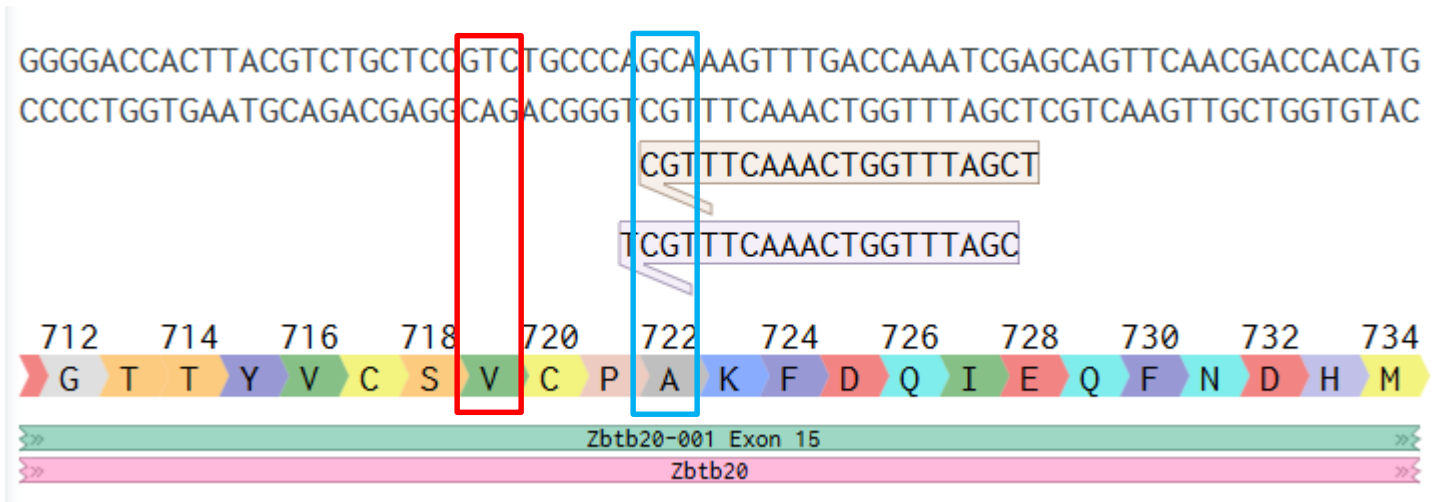
TCC>TCT

V719I; GTC > ATC



Zbtb20 V719I- Targeting Strategy 2

WT allele

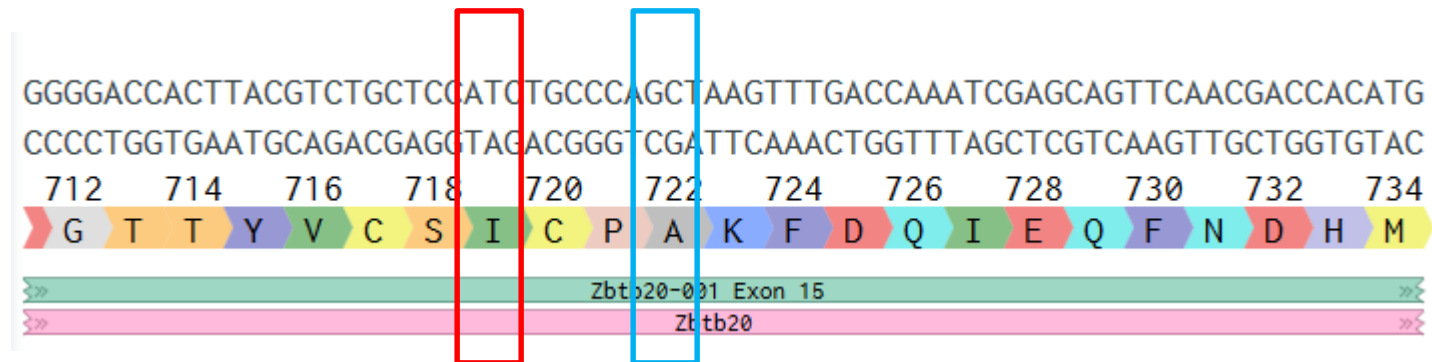


*Silent Mutation

GCA>GCT

V719I; GTC > ATC

KI allele



Zbtb20 V719I– Potential Off-Target Sites

Zbtb20_V719_crRNA1: GTCAAACCTTTGCTGGGCAGA

Sequence	PAM	Score	Gene	Locus
GTCAAACCTTTGCTGGGCAGA	CGG	100.0	Zbtb20 (ENSMUSG00000022708)	chr16:-43618677
TTTCAACTTTGCTGGGCAGA	CAG	2.4		chr15:-44730934
ATAGAACCTTTGCTGGGCAGA	AAG	1.5		chr9:-85801466
CTCAATCTTTGCTGGGCAGC	TAG	1.2		chr12:+65392930

Zbtb20_V719_crRNA2: CGATTTGGTCAAACCTTTGCT

Sequence	PAM	Score	Gene	Locus
CGATTTGGTCAAACCTTTGCT	GGG	100.0	Zbtb20 (ENSMUSG00000022708)	chr16:-43618684
TCATTTGGTTAAACTTTGCT	GAG	2.7		chr7:+87971054
TTAATTGGTCAAACCTTTGCT	GGG	2.4		chr14:+12226611
CGGGTTGGCCAAACTTTGCT	TAG	1.6		chr1:+191432251
CTATGTGCTTAAACTTTGCT	GAG	1.4		chr16:-88425655

Zbtb20_V719_crRNA3: TCGATTTGGTCAAACCTTTGC

Sequence	PAM	Score	Gene	Locus
TCGATTTGGTCAAACCTTTGC	TGG	100.0	Zbtb20 (ENSMUSG00000022708)	chr16:-43618685
TTTAATTGGTCAAACCTTTGC	TGG	2.4		chr14:+12226610
TTAATGTGGTCAAACCTTTGC	TAG	1.5		chr9:-52623784
TGGATTTGGACAAACTTTCC	AAG	1.2		chr3:-104528297
CAGACTGGGTCAAACCTTTGC	CAG	1.0		chr9:+110042760

Off-target scoring: Higher off-target editing risk when score is >2.0 with a canonical PAM (NGG) or >50.0 with a unlinked non-canonical PAM (NAG) or >20.0 with a linked non-canonical PAM in a coding region.

Zbtb20 V719I– Sequencing Strategy

KI allele

																				Glu	Lys	Pro	His	Gln	Cys	Ser	Ile	Cys	Trp	Arg			
TCTCATTCTC	CCACTCTGGC	TGTGTCTTGT	TCTGTCTCTG	TTGCTGTCTC	CTCCCGCCTC	ACCAG	GTGAG	AAGCCCCACC	AGTGCAGCAT	CTGCTGGCGC																							
AGAGTAAGAG	GGTGAGACCG	ACACAGAACA	AGACAGGACG	AACGACAGAG	GAGGGCGGAG	TGGTCC	CACTC	TTCGGGGTGG	TCACGTCTGA	GACGACCGCG																							
Ser	Phe	Ser	Leu	Lys	Asp	Tyr	Leu	Ile	Lys	His	Met	Val	Thr	His	Thr	Gly	Val	Arg	Ala	Tyr	Gln	Cys	Ser	Ile	Cys	Asn	Lys	Arg	Phe	Thr	Gln	Lys	Ser
TCCTTCTCT	TGAAGGATTA	CCTTATCAAG	CACATGGTGA	CGCACACCGG	CGTGAGAGGG	TACCAGTGTA	GCATCTGCAA	CAAGCGCTTC	ACCCAGAAGA																								
AGGAAGAGGA	ACTTCCTAAT	GGAATAGTTC	GTGTACCACT	GCGTGTGGCC	GCACTCTCGC	ATGGTCACAT	CGTAGACGTT	GTTTCGCGAAG	TGGGTCCTCT																								
Ser	Ser	Leu	Asn	Val	His	Met	Arg	Leu	His	Arg	Gly	Glu	Lys	Ser	Tyr	Glu	Cys	Tyr	Ile	Cys	Lys	Lys	Lys	Phe	Ser	His	Lys	Thr	Leu	Leu	Glu	Arg	His
GTTCCCTCAA	CGTGCACATG	CGCCTGCACC	GCGGGGAGAA	GTCCTATGAG	TGCTACATCT	GCAAAAAGAA	GTCTCCAC	AAGACCCTGC	TGGAGCGACA																								
CAAGGGAGTT	GCACGTGTAC	GCGGACGTGG	GCCCCCTCT	CAGGATACTC	ACGATGTAGA	CGTTTTTCTT	CAAGAGGGTG	TTCTGGGACG	ACCTCGCTGT																								
His	Val	Ala	Leu	His	Ser	Ala	Ser	Asn	Gly	Thr	Pro	Pro	Ala	Gly	Thr	Pro	Pro	Gly	Ala	Arg	Ala	Gly	Pro	Pro	Gly	Val	Val	Ala	Cys	Thr	Glu	Gly	Thr
CGTGGCCCTG	CACAGTGCCA	GCAACGGGAC	CCCTCCGGCA	GGCACGCCCC	CAGGTGCCCG	CGCGGGTCCG	CCAGGCCTGG	TGGCCTGCAC	AGAGGGGACC																								
GCACCGGGAC	GTGTCACGGT	CGTTGCCCTG	GGGAGGCCGT	CCGTGCGGGG	GTCCACGGGC	GCGCCAGGC	GGTCCGCACC	ACCGGACGTG	TCTCCCTGG																								
Thr	Tyr	Val	Cys	Ser	Ile	Cys	Pro	Ala	Lys	Phe	Asp	Gln	Ile	Glu	Gln	Phe	Asn	Asp	His	Met	Arg	Met	His	Val	Ser	Asp	Gly	***					
ACTTACGICT	GCTCTATCTG	CCCAGCAAAG	TTTGACCAA	TCGAGCAGTT	CAACGACCAC	ATGAGGATGC	ATGTGTCTGA	CGGATAAGTA	GTACCTTTCT																								
TGAATGCAGA	CGAGATAGAC	GGGTGTTTC	AAACTGGTTC	AGCTCGTCAA	GTTGCTGGTG	TACTCCTACG	TACACAGACT	GCCTATTCAT	CATGAAAGA																								
CTCTTTCTTA	CGAACCAAAC	AAAACGACAA	CAAAAGAAAT	AAACAAGCAA	ACAAACAGAC	AAAAAGCTAT	GGCACTAGAA	TTTAAGAAAT	GTTTTGGTTT																								
GAGAAAGAAAT	GCTTGGTTTTG	TTTTGCTGTT	GTTTTCTTTA	TTTGTTCGTT	TGTTTGTCTG	TTTTTCGATA	CCGTGATCTT	AAATTCTTTA	CAAAACCAA																								
CCTTTTTACT	TTCTGTTTTT	GTTTCTGTTT	CGTTTCATTT	TGTACTACAT	GAAGAAGTGT	TTTTTGCCTG	CTGGTACATT	ACATTTCCGG	GGGCTTGGGT																								
GGAAAAATGA	AAGACAAAAA	CAAAGACAAG	GCAAAGTAAA	ACATGATGTA	CTTCTTGACA	AAAAACGGAC	GACCATGTAA	TGTAAGGCC	CCCGAACCCA																								
GGATAATACT	TTTCCAGTIC	CCCTTGGAT	GGTGGCCTTA	AGGCCTGGTA	GTGCTTCAGG	AGGTCCACTG	GTGGATCTC	TAGCTACTGG	CCTCTAAATA																								
CCTATTATGA	AAAGGTCAG	GGGGAACCTA	CCACCGGAAT	TCCGGACCAT	CACGAAGTCC	TCCAGGTGAC	CAACCTAGAG	ATCGATGACC	GGAGATTTAT																								

#1: Product of length 524 (rating: 175)

Contains region of the molecule from 632 to 1155

Tm: 78.7 C TaOpt: 55.1 C GC: 49.0

Sense Primer:

CGGGGAGAAGTCCTATGAGT

Similarity: 100.0%

Length: 20 Tm: 49.8 C GC: 55.0

dH: -152.0 kcal/mol dS: -394.5 cal/mol dG: -32.6 kcal/mol

Antisense Primer:

AGCACTACCAGGCCTTAAGG

Similarity: 100.0%

Length: 20 Tm: 50.5 C GC: 55.0

dH: -160.0 kcal/mol dS: -416.8 cal/mol dG: -34.0 kcal/mol

Tm Difference: 0.7

GC Difference: 0.0

V719I; GTC > ATC

TCC>TCT

Guide PAM

Primer

PRIMERS

10014_Zbtb20_genof: CGGGGAGAAGTCCTATGAGT

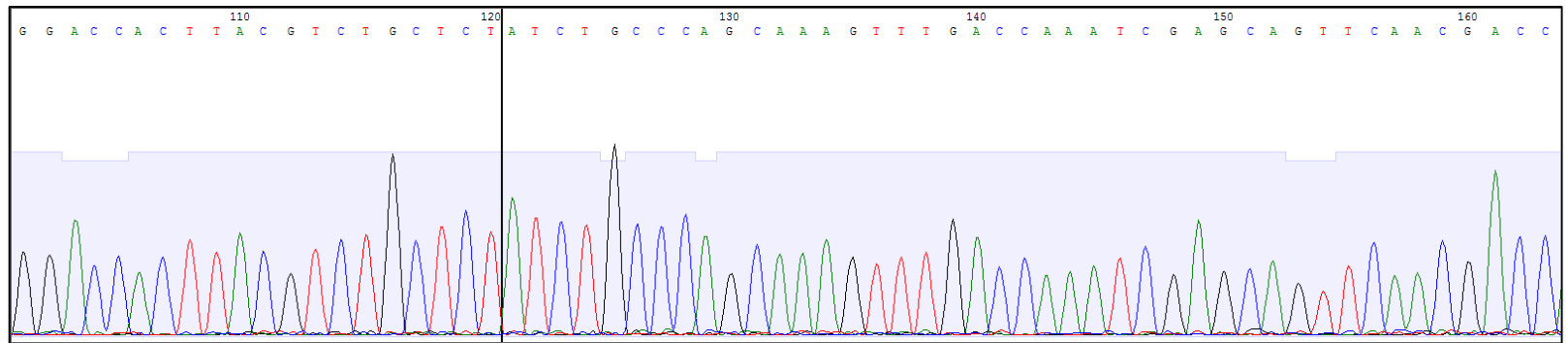
10015_Zbtb20_genor: AGCACTACCAGGCCTTAAGG

Strain#: 408764

Request#: 552388

Animal ID: 4695- Female; 4698, 4726, 4727, 4728- Male

V719I KI



WT: GGACCACTTACGTCTGCTCCGTCTGCCAGCAAAGTTTGACCAAATCGAGCAGTTCAACGAC
KI: GGACCACTTACGTCTGCTCTA TCTGCCAGCAAAGTTTGACCAAATCGAGCAGTTCAACGAC

TCC>TCT

V719I; GTC > ATC