

1 **Serial interval and incubation period estimates of monkeypox virus infection in 12 U.S.**  
2 **jurisdictions, May – August 2022**

3  
4 Zachary J. Madewell, PhD<sup>1,2\*</sup>, Kelly Charniga, PhD<sup>1,3</sup>, Nina B. Masters, PhD<sup>4</sup>, Jason Asher,  
5 PhD<sup>5</sup>, Lily Fahrenwald, MPH<sup>6</sup>, William Still, MS<sup>7</sup>, Judy Chen, BS<sup>8</sup>, Naama Kipperman, MPH<sup>8</sup>,  
6 David Bui, PhD<sup>9</sup>, Meghan Shea, MPH<sup>10</sup>, Lori Saathoff-Huber, MPH<sup>11</sup>, Shannon Johnson,  
7 MPH<sup>12</sup>, Khalil Harbi, MSPH<sup>13</sup>, Abby L. Berns, MPH<sup>14</sup>, Taidy Perez, MPH<sup>15</sup>, Emily Gateley,  
8 MPH<sup>16</sup>, Ian H. Spicknall, PhD<sup>17</sup>, Yoshinori Nakazawa, PhD<sup>3</sup>, Thomas L. Gift, PhD<sup>17</sup>, 2022  
9 Monkeypox Outbreak Response Team<sup>18</sup>

10

11

12 <sup>1</sup> These first authors contributed equally to this article.

13 <sup>2</sup> Center for Global Health, CDC

14 <sup>3</sup> Division of High Consequence Pathogens and Pathology, National Center for Emerging and  
15 Zoonotic Infectious Diseases, CDC

16 <sup>4</sup> Epidemic Intelligence Service, CDC

17 <sup>5</sup> Center for Forecasting and Outbreak Analytics, CDC

18 <sup>6</sup> Chicago Department of Public Health

19 <sup>7</sup> District of Columbia Department of Health

20 <sup>8</sup> New York City Department of Health & Mental Hygiene

21 <sup>9</sup> California Department of Public Health

22 <sup>10</sup> Colorado Department of Public Health & Environment

23 <sup>11</sup> Illinois Department of Public Health

24 <sup>12</sup> Michigan Department of Health and Human Services

25 <sup>13</sup> North Carolina Department of Health and Human Services

26 <sup>14</sup> Rhode Island Department of Health

27 <sup>15</sup> South Carolina Department of Health and Environmental Control

28 <sup>16</sup> Tennessee Department of Health

29 <sup>17</sup> Division of Sexually Transmitted Disease Prevention, National Center for HIV, Viral  
30 Hepatitis, STD, & TB Prevention, CDC

31 <sup>18</sup> Additional members of 2022 Monkeypox Outbreak Response Team who contributed data are  
32 listed at the end of this article.

33

34 \* Corresponding author

35 Center for Global Health, US Centers for Disease Control and Prevention, 1600 Clifton Rd NE,  
36 Atlanta, GA 30329 (ock0@cdc.gov).

37

38

39 Running title: Monkeypox serial interval and incubation period

40 Keywords: outbreak response, emerging infectious disease, parameter estimation, epidemiology,  
41 natural history

42 One sentence summary: We report the mean estimated serial interval for monkeypox virus  
43 infection of 8.5 (95% CrI: 7.3 – 9.9) days for symptom onset from 57 case pairs and mean  
44 estimated incubation period of 5.6 (4.3 – 7.8) days from 35 case pairs for symptom onset.

45 **Abstract**

46 Using data collected by 12 U.S. health departments, we report mean estimated serial interval for  
47 monkeypox virus infection of 8.5 (95% CrI: 7.3 – 9.9) days for symptom onset from 57 case  
48 pairs and mean estimated incubation period of 5.6 (4.3 – 7.8) days from 35 case pairs for  
49 symptom onset.

50           Since May 6, 2022, monkeypox cases have been reported across the globe. According to  
51 the U.S. Centers for Disease Control and Prevention (CDC), there have been 75,568 confirmed  
52 monkeypox cases and 34 deaths in 109 locations across both historically endemic and non-  
53 endemic regions through October 25, 2022 (1). Monkeypox symptoms usually start within three  
54 weeks of exposure to monkeypox virus (MPXV) and may include fever, headache, chills,  
55 swollen lymph nodes, and exhaustion (1). A rash usually develops within one to four days after  
56 onset of symptoms. MPXV is transmitted via close contact with infectious rash, scabs, or body  
57 fluids, respiratory droplets during prolonged face-to-face contact, and fomites such as clothing,  
58 towels, or bedding (1). Transmission in the current outbreak has occurred primarily through  
59 close physical contact associated with sexual activities among gay, bisexual, and other men who  
60 have sex with men. Transmission of MPXV is possible from symptom onset until all scabs have  
61 fallen off and fully healed (2).

62           The serial interval is defined as the time between symptom onset in a primary case and  
63 symptom onset in the secondary case and depends on the incubation period (the time from a  
64 person's infection to the onset of signs and symptoms) (3), the degree of infectiousness of an  
65 index case, and population contact patterns. The serial interval is critical for estimating the  
66 effective reproduction number,  $R_t$ , and forecasting incidence, which are both important for  
67 understanding the course of an outbreak and impact of interventions (e.g., antivirals and  
68 vaccines). In the current outbreak, many patients report multiple anonymous sex partners or  
69 attendance at large events, such as festivals, in the three weeks prior to symptom onset which has  
70 complicated efforts to identify primary and secondary case pairs. Using preliminary data from 17  
71 monkeypox case pairs in the UK, authors estimated the mean serial interval to be 9.8 days with  
72 high uncertainty (95% credible interval [CrI]: 5.9 – 21.4) (4). An investigation of 16

73 primary/secondary case pairs in Italy estimated the mean generation time, or time between  
74 infection of primary and secondary cases, to be 12.5 days (95% CrI: 7.5 – 17.3) (5). Although the  
75 serial interval and the generation time theoretically have the same mean, they may not have the  
76 same variance (6). Here, we estimate the serial interval and incubation period for both symptom  
77 onset and rash onset for MPXV infection for the current outbreak in the United States.

78

## 79 **The Study**

80 Data on symptom and rash onset dates for primary and secondary case pairs as well as the  
81 type of contact that occurred between pairs (i.e., sexual or intimate contact; face-to-face contact;  
82 caregiving; shared bedding; unknown) were compiled by 12 state and local health departments  
83 (listed in acknowledgments). Cases were only included if there was a high degree of certainty  
84 that the secondary case was infected by the primary case, meeting the four criteria below. Patient  
85 interviews conducted during contact tracing confirmed that secondary cases did not: (1) report  
86 exposure to multiple potential primary cases; (2) have more than one sexual partner in the three  
87 weeks prior to symptom onset; (3) have symptom onset on the same day as the primary case; or  
88 (4) attend a festival, bath house, sex party, or other crowded event in the three weeks prior to  
89 symptom onset and had minimal or no clothing during the event.

90 Days between onset of any monkeypox symptoms and days between rash onset in the  
91 primary and secondary cases were calculated for each case pair. The EpiEstim package (version  
92 4.1.2) in R software (R Foundation for Statistical Computing) was used to estimate the  
93 distribution of the serial interval for known primary and secondary case pairs using Bayesian  
94 methods for both symptom and rash onset (7). Log-normal, Weibull, and gamma distributions  
95 were fitted to the difference-in-days data. Akaike's information criterion (AIC) was used to

96 compare fits, and the model with the lowest AIC value was selected. The serial interval was  
97 estimated for symptom onset and rash onset using 50,000 Markov Chain Monte Carlo (MCMC)  
98 samples and a burn-in of 10,000 samples. Convergence of MCMC samples was assessed by the  
99 Gelman–Rubin statistic. We did not adjust for right-truncation of the data as cases from four  
100 months of the outbreak were included (Figure S1). Fifty-seven case pairs met the inclusion  
101 criteria (Figure 1). Dates of symptom onset among primary cases ranged from May 11 to August  
102 13, 2022. Forty pairs out of 57 had rash onset dates for primary and secondary cases. Type of  
103 contact for the case pairs can be found in Table S1. The gamma distribution provided the best fit  
104 to the serial interval data. The overall mean estimated serial interval for symptom onset was 8.5  
105 (95% CrI: 7.3 – 9.9) days (SD: 5.0 [95% CrI: 4.0 – 6.4] days) and for rash onset was 7.0 (95%  
106 CrI: 5.8 – 8.4) days (SD: 4.2 [95% CrI: 3.2 – 5.6] days) (Table 1, Table S2).

107 We added nine cases from the District of Columbia and five cases from Florida to the  
108 MPXV incubation period analysis first reported by Charniga et al. (only U.S. cases were  
109 included, unlike in the preprint) (8). Of the new cases, 10 were exposed during a single day. The  
110 mean incubation period from exposure to symptom onset for 36 cases was 5.6 (95% CrI: 4.3 –  
111 7.8) days (SD: 4.4 [95% CrI: 2.8 – 8.7] days), while the mean incubation period from exposure  
112 to rash onset for 35 cases was 7.5 (95% CrI: 6.0 – 9.8) days (SD: 4.9 [95% CrI: 3.2 – 8.8] days).  
113 We found a statistically significant correlation between the serial intervals and incubation  
114 periods in secondary cases that were included in both analyses (N = 15, Figure S2).

115

## 116 **Conclusions**

117 Determining the serial interval of a pathogen can inform our understanding of the timing  
118 of transmission relative to symptom onset. The serial interval of 8.5 days for symptom onset was

119 similar to an estimate from the UK of 9.8 days after correcting for right-truncation (4), but  
120 shorter than the generation time of 12.5 days reported from Italy (5). We also found a serial  
121 interval of 7.0 days for rash onset. We are unaware of other studies reporting rash serial interval  
122 for monkeypox. The estimated serial interval for symptom onset was longer than the incubation  
123 period (5.6 days), suggesting most transmission occurred after the onset of symptoms in the  
124 primary case. Conversely, the serial interval for rash onset (7.0 days) was slightly shorter than  
125 the rash incubation period (7.5 days), which may suggest some pre-rash transmission; (indeed,  
126 there were instances in the observed data where secondary cases were exposed before onset of  
127 reported rash in the primary case); however, the credible intervals for the estimates overlap. The  
128 serial interval for symptom onset ranged from two to 25 days. This wide range may be attributed  
129 in part to variability in the nature and intensity of contact.

130         This study had several limitations. First, precise ascertainment of symptom and rash onset  
131 dates is critical for serial interval estimation, but initial monkeypox symptoms are often non-  
132 specific and may be unrelated to MPXV infection. Second, despite careful selection of linked  
133 primary/secondary case pairs, exposure from additional unknown sources may have occurred.  
134 Third, there may have been social desirability bias in the self-reported exposures prior to  
135 infection. Fourth, serial interval may vary by age, comorbidity status, vaccination status, or  
136 contact type (route of exposure); we did not stratify our analysis by these factors due to limited  
137 data. Fifth, we excluded secondary cases that had symptom onset on the same day as or before  
138 the primary case to ensure a high degree of confidence linking case pairs; however, the serial  
139 interval could be negative (9). Sixth, the serial interval for rash onset could be biased if rash is  
140 more quickly identified in the secondary case because of case finding/investigation of the  
141 primary case.

142           Our estimate of the serial interval includes more case pairs than have been reported  
143 previously, and we include estimates for rash onset, which may be more reliable than initial  
144 symptoms. These early data from the monkeypox outbreak in the United States demonstrate the  
145 mean serial interval is 8.5 days for symptom onset.

146

### 147 **Biographical sketch**

148 Dr. Madewell and Dr. Charniga are fellows in the Public Health Analytics and Modeling Track  
149 of the CDC Steven M. Teustch Prevention Effectiveness Fellowship.

150

### 151 **Acknowledgments**

152 Monkeypox response teams from state and local health departments in the following  
153 jurisdictions: California, Chicago, Colorado, District of Columbia, Hawaii, Florida, Illinois,  
154 Michigan, New York City, North Carolina, Rhode Island, South Carolina, and Tennessee.  
155 Hawaii contributed data, but the case pairs did not meet the inclusion criteria. Center for  
156 Forecasting and Outbreak Analytics for technical assistance, Monkeypox States, Tribal, Local  
157 and Territorial Support Task Force for outreach and liaison, Data Analytics and Visualization  
158 Task Force Informatics Team for data management and support.

159

### 160 **Disclaimer**

161 The findings and conclusions in this report are those of the author(s) and do not necessarily  
162 represent the views of the Centers for Disease Control and Prevention.

163

### 164 **Ethics statement**



165 This activity was reviewed by CDC and was conducted consistent with applicable federal law  
166 and CDC policy (45 C.F.R. part 46, 21 C.F.R. part 56; 42 U.S.C. Sect. 241(d); 5 U.S.C. Sect.  
167 552a; 44 U.S.C. Sect. 3501 et seq).

168

169 **2022 Monkeypox Outbreak Response Team**

170 CDC: Julia Shaffner

171 California Department of Public Health: Shua J. Chai, Marisa A.P. Donnelly, Robert E. Snyder,

172 Cameron Stainken, Eric C. Tang, Akiko Kimura, Jason Robert C. Singson, Philip Peters

173 Colorado Department of Public Health & Environment: Robyn Weber and Erin Youngkin

174 District of Columbia Department of Health: Sarah Gillani, Karla Miletta, Allison Morrow

175 Tennessee Department of Health: Caleb Wiedeman

176 Florida Department of Health: Katharine Saunders, Danielle Stanek, Joshua Moore

177 Chicago Department of Public Health: Bridget Brassil, Isaac Ghinai, Janna Kerins, Aaron

178 Krusniak, Sarah Love, Peter Ruestow, Emma Weber

179 North Carolina Department of Health and Human Services: Erin Ricketts

180 Will CHD Monkeypox Investigation Team

181 Kendall CHD Monkeypox Investigation Team

## 182   **References**

- 183   1.     Centers for Disease Control and Prevention. Monkeypox. 2022 [cited 2022 September 19];  
184         Available from: <https://www.cdc.gov/poxvirus/monkeypox/>
- 185   2.     Delaney KP, Sanchez T, Hannah M, Edwards OW, Carpino T, Agnew-Brune C, et al. Strategies  
186         Adopted by Gay, Bisexual, and Other Men Who Have Sex with Men to Prevent Monkeypox virus  
187         Transmission - United States, August 2022. *MMWR Morb Mortal Wkly Rep.* 2022 Sep 2;71(35).
- 188   3.     Reynolds MG, Yorita KL, Kuehnert MJ, Davidson WB, Huhn GD, Holman RC, et al. Clinical  
189         manifestations of human monkeypox influenced by route of infection. *The Journal of infectious*  
190         *diseases.* 2006;194(6):773-80.
- 191   4.     UK Health Security Agency. Investigation into monkeypox outbreak in England: technical  
192         briefing 1. 2022 [cited 2022 August 25]; Available from:  
193         [https://www.gov.uk/government/publications/monkeypox-outbreak-technical-](https://www.gov.uk/government/publications/monkeypox-outbreak-technical-briefings/investigation-into-monkeypox-outbreak-in-england-technical-briefing-1#:~:text=Without%20correcting%20for%20right%2Dtruncation,8.9)%2C%20see%20Figure%202a.)  
194         [briefings/investigation-into-monkeypox-outbreak-in-england-technical-briefing-](https://www.gov.uk/government/publications/monkeypox-outbreak-technical-briefings/investigation-into-monkeypox-outbreak-in-england-technical-briefing-1#:~:text=Without%20correcting%20for%20right%2Dtruncation,8.9)%2C%20see%20Figure%202a.)  
195         [1#:~:text=Without%20correcting%20for%20right%2Dtruncation,8.9\)%2C%20see%20Figure%20](https://www.gov.uk/government/publications/monkeypox-outbreak-technical-briefings/investigation-into-monkeypox-outbreak-in-england-technical-briefing-1#:~:text=Without%20correcting%20for%20right%2Dtruncation,8.9)%2C%20see%20Figure%202a.)  
196         [02a.](https://www.gov.uk/government/publications/monkeypox-outbreak-technical-briefings/investigation-into-monkeypox-outbreak-in-england-technical-briefing-1#:~:text=Without%20correcting%20for%20right%2Dtruncation,8.9)%2C%20see%20Figure%202a.)
- 197   5.     Guzzetta G, Mammone A, Ferraro F, Caraglia A, Rapiti A, Marziano V, et al. Early Estimates of  
198         Monkeypox Incubation Period, Generation Time, and Reproduction Number, Italy, May-June  
199         2022. *Emerg Infect Dis.* 2022 Aug 22;28(10).
- 200   6.     Gostic KM, McGough L, Baskerville EB, Abbott S, Joshi K, Tedijanto C, et al. Practical  
201         considerations for measuring the effective reproductive number, Rt. *PLoS Computational*  
202         *Biology.* 2020;16(12):e1008409.
- 203   7.     Cori A, Cauchemez S, Ferguson NM, Fraser C, Dahlgvist E, Demarsh PA, et al. Package  
204         ‘EpiEstim’. CRAN: Vienna Austria. 2020.
- 205   8.     Charniga K, Masters NB, Slayton RB, Gosdin L, Minhaj FS, Philpott D, et al. Estimating the  
206         incubation period of monkeypox virus during the 2022 multi-national outbreak. *medRxiv.* 2022.
- 207   9.     Du Z, Xu X, Wu Y, Wang L, Cowling BJ, Meyers LA. Serial interval of COVID-19 among  
208         publicly reported confirmed cases. *Emerging infectious diseases.* 2020;26(6):1341.

209

210 **Table 1.** Estimated incubation period and serial interval of monkeypox virus, United States, May – August 2022  
211

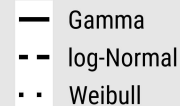
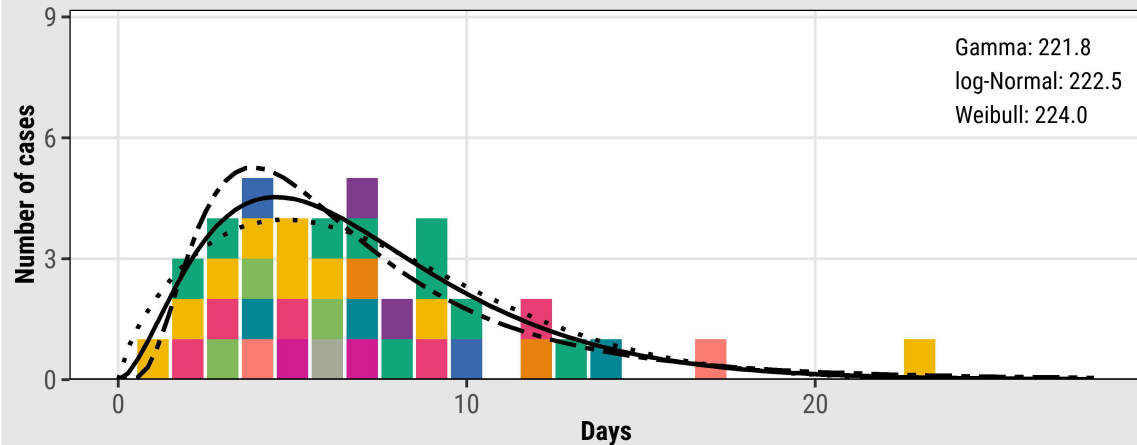
	Incubation period in days			Serial interval in days		
	Mean (95% CrI)	Standard deviation (95% CrI)	Sample size (cases)	Mean (95% CrI)	Standard deviation (95% CrI)	Sample size (case pairs)
Symptom onset	5.6 (4.3 – 7.8)	4.4 (2.8 – 8.7)	36	8.5 (7.3 – 9.9)	5.0 (4.0 – 6.4)	57
Rash onset	7.5 (6.0 – 9.8)	4.9 (3.2 – 8.8)	35	7.0 (5.8 – 8.4)	4.2 (3.2 – 5.6)	40

212

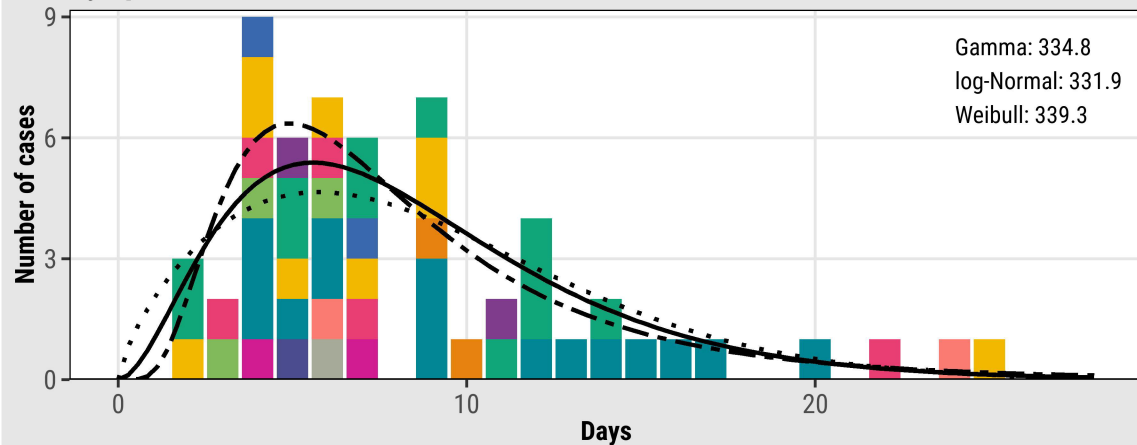
213 **Figure 1.** Empirical and fitted distributions of the serial intervals for rash (N=40) and symptom  
214 (N=57) onset for monkeypox virus, United States, May – August 2022. Colors represent U.S.  
215 jurisdictions (N = 12). AIC values for each model are shown inside the plots in the upper right-  
216 hand corner.

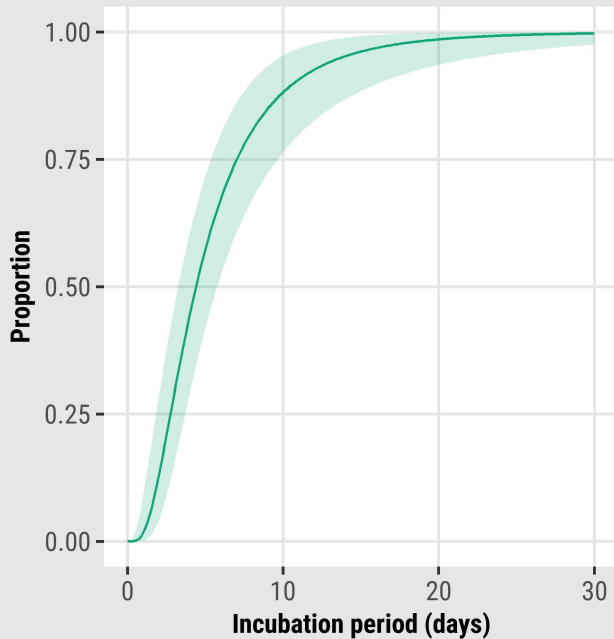
217  
218 **Figure 2.** Updated estimated cumulative density functions according to a log-normal distribution  
219 of monkeypox virus incubation periods, United States, May – August 2022. (A) symptom onset  
220 (N = 36) and (B) rash onset (N = 35).

## Rash onset



## Symptom onset



**A****Symptom onset****B****Rash onset**