

A Systematic Review on Medical Oxygen Ecosystem: Current State and Recent Advancements

Ehtashamul Haque¹ and Khondaker A. Mamun^{1,2*}

¹Advanced Intelligent Multidisciplinary Systems (AIMS) Laboratory, Institute for Advanced Research (IAR), United International University (UIU), Dhaka 1212, Bangladesh

²Department of Computer Science and Engineering, United International University (UIU), Dhaka 1212, Bangladesh

*Corresponding author. Email: mamun@cse.uiu.ac.bd

Abstract

Background: Medical-grade oxygen is an essential component of modern healthcare, with a wide variety of applications ranging from supplemental use in surgery and trauma patients to the primary medication in oxygen therapy. This is the most effective treatment for any respiratory illness. Despite the importance of medicinal oxygen for public health and its demand as a life-saving drug, research on the subject is limited, with the majority of studies conducted following the outbreak of the COVID-19 pandemic. Due to the lack of empirical studies, we aimed to compile the recent research efforts with the current state of the field to guide the new researchers around the topic.

Methods: We have performed a systematic review targeting the medical oxygen ecosystem, following the Preferred Reporting Items for Systematic review and Meta-Analysis Protocols (PRISMA-P). For the study, we have limited our scope to healthcare facilities and domiciliary applications of medical oxygen and considered the articles published in the last thirty years.

Results: Our systematic search resulted in forty-three scientific articles, with three more miscellaneous articles appended for painting a complete picture. Based on the selected articles, the complete oxygen ecosystem was categorized into five main fields.

Conclusion: We have presented an in-depth analysis of the research works found through the systematic search, and a brief discussion on the current scenario of the subject referencing these studies. We hope to benefit researchers approaching this area through this study, and guide them around the topic.

Background

Oxygen is an essential supplement in most medical procedures, as well as a prescribed treatment for different diseases related to the respiratory tract. Oxygen therapy is the most common treatment

for respiratory distress, where medical-grade oxygen is provided to the patient to alleviate the symptoms [1]. Oxygen therapy is required for patients with conditions including, but not limited to, acute trauma to the respiratory system, decompression sickness, chronic obstructive pulmonary disease (COPD), pneumonia, asthma, and recently COVID-19.

According to WHO guidelines, medicine-grade oxygen must contain at least 82% pure oxygen and be produced using an oil-free compressor without contamination [2]. All over the world, the composition of medical oxygen is closely regulated by the national agencies of every country. Although the main form of oxygen generation is the same for medical and industrial oxygen, industrial-grade oxygen is allowed to have more impurities compared to medical oxygen and isn't as firmly regulated [3]. We are restricting the scope of our study only to clinical oxygen.

Research relating to medical oxygen has mostly been neglected until the recent emergence of the COVID-19 pandemic, when the world faced an acute shortage of oxygen [4]. It has exposed the flaws in all aspects of the medical oxygen ecosystem, starting from generation to dispensation. We believe the lack of systematic exploration in this field prior to the COVID-19 pandemic contributed to the exacerbation of the crisis encountered during the outbreak. During the pandemic, Usher reported the miserable state of healthcare facilities and their unpreparedness to tackle a disaster of that level from the perspective of a lower middle-income country (LMIC) [5]. While the developed countries have managed to cope with the oxygen demand, they suffered dreadfully from the shortage of ventilators [6].

Leading up to the COVID-19 crisis, review works have largely been parochial. In 2013, Sjöberg et al. have published a review article in which they critically evaluated oxygen therapy [7]. The article discusses the therapeutic physiological effects of oxygen therapy, as well as the dangers of abusing oxygen therapy on the human body. Later in August 2019, on a similar note, O'Driscoll et al. published a critical review to guide the safe use of medical oxygen [8], and in the same month, a review article on the advancements in adsorption techniques for the construction of oxygen concentrators had been reported by Ackley [9]. To the best of our knowledge, there are no other critical or systematic review articles in this field, prior to the onset of the pandemic.

The COVID-19 pandemic has spurred research in the field of medical oxygen, and this field has seen significant advancement since the outbreak. A plethora of review articles focusing on the pandemic has been published recently, within a short period. Ismail et al. published a review article on the source and distribution of medical oxygen in January 2022, focusing on the aspect of COVID-19 [10]. Nowadly et al. have issued the only systematic review on this issue [11], where they assessed the use of portable oxygen concentrators (POC) in low-resource settings, according to the Preferred Reporting Items for Systematic review and Meta-Analysis Protocols (PRISMA-P) [12]. Later in April, Jha et al. published a concise review on the life cycle of medical oxygen, focusing on the crisis faced by India during the second wave of COVID-19 [13]. Krishnan et al. have authored a similar review on different medical oxygen devices and their applications [14].

Our goal for this study is to present a systematic review of the medical oxygen ecosystem and identify research gaps and current trends in this domain. This work highlights the current state and advances in the last 30 years of oxygen management systems in hospital and home settings. For the systematic approach, we have followed the PRISMA protocols and focused on all the aspects of the

medical oxygen ecosystem to provide a conclusive overview of this topic to any individual who is unfamiliar with it.

Methods

Eligibility criteria

At first, some of the most rudimentary criteria had been set up for the study, followed by refinement of the eligibility criteria through multiple searches. The final inclusion and exclusion criteria are as follows -

Inclusion Criteria:

- IC1 Articles related to medical oxygen ecosystem
- IC2 Studies performed in or for a hospital or domiciliary
- IC3 Articles published in the last 30 years (January 1992 to June 2022)
- IC4 Peer-reviewed journal articles or conference papers
- IC5 Studies that have proposed a new idea

Exclusion Criteria:

- EC1 Articles related to oxygen ecosystem but not in a medical setting
- EC2 Studies not performed in or for a hospital or domiciliary
- EC3 Articles published before January 1992
- EC4 Papers that are not peer-reviewed
- EC5 Types of documents unspecified in IC4, such as books, chapters, editorial letters, perspective articles, review articles, scientific reports, technical notes etc.
- EC6 Comparative studies, articles on data collection which do not propose any new idea

Search strategy

Using the inclusion and exclusion criteria, we, at first, came up with the following search string - ("*medical oxygen*" OR "*hospital oxygen*" OR "*clinical oxygen*") AND *system* which had returned very limited amount of search results. Hence, to increase the number of search results, all the possible fields in a medical oxygen ecosystem had been added, which resulted in the final search string to be - ("*medical oxygen*" OR "*hospital oxygen*" OR "*clinical oxygen*") AND (*planning* OR *produc** OR *generat** OR *storage* OR *optim** OR *demand* OR *supply* OR *monitor** OR *manag** OR *distribution* OR *protection* OR *system* OR *adminis**). For our systematic review, we have considered six different databases which are as follows -

1. Scopus
2. PubMed
3. SAGE
4. IEEE Xplore
5. Springer
6. Wiley

The exact search strings for each search engine is provided in Additional file 1.

Selection procedure

We carried out the article screening following the standard PRISMA framework. While searching the articles, we exported the results with their abstracts in Comma Separated Values (CSV) format. Afterward, we appended all the records from different databases into a single file and removed the duplicates. We performed the 1st screening on the unique articles by going through their titles and the abstracts.

During this screening, we dropped an article only if it met all the exclusion criteria; otherwise, we passed it to the 2nd screening. For the 2nd screening, we went through the full texts and filtered the articles based on the set inclusion and exclusion criteria. Only the articles accepted in the 2nd screening are considered for the systematic review.

Additional article selection

The goal of this paper is to provide a complete overview of the medical oxygen ecosystem. However, due to the scarcity of recent research in this sector, a significant amount of crucial material gets omitted despite the 30-year time span of the search. For example, the most common form of oxygen generation is cryogenic distillation based on the Hampson-Linde cycle [15, 16] first proposed around 1895. The recent articles on this topic fall under the industrial category, and no article focusing solely on the medical sector exists. Therefore, to refer to the relevant articles, different review papers need to be selected, which consequently expand the topic of the paper beyond our scope. To avoid such a conundrum, we have added some miscellaneous articles and online reports manually along with the selected papers to provide a more comprehensive outlook on the topic, but without significant expansion.

Results

This section highlights the findings of the systematic review. First, we present an analytical overview for different article selection stages and later, divide the entire medical oxygen ecosystem into subtopics, addressing them in a logical sequence.

Search result analysis

From the initial search, Springer had yielded the most articles at 345, closely followed by Wiley at 312. However, their search engines returned a large number of unrelated articles, and as a result, only 31 and 29 publications from Springer and Wiley had made it beyond the first screening, respectively. On the other hand, IEEE Xplore provided the most stringent search result yielding only 11 articles, from which 9 passed the first screening. Scopus and PubMed provided pretty rigorous search outcomes, with a good proportion of papers passing the initial screening. In total, 144 articles had passed the first screening. We had gone through the full text of these articles, and the ones satisfying the inclusion criteria were selected for the study. Following the second screening, only 46 articles remained. The PRISMA selection flowchart for the study, provided in Figure 1, summarizes the selection procedure. The selection steps for the individual databases are illustrated in Table 1. The data in Table 1 contains overlaps, as some articles are present in multiple databases.

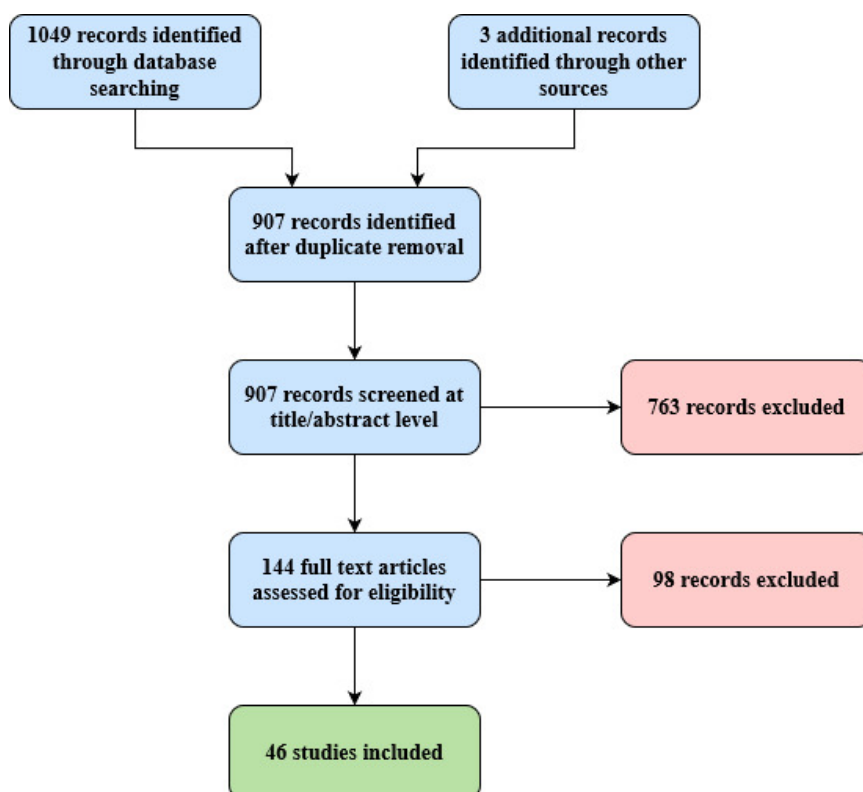


Figure 1: PRISMA workflow for the systematic search

Categorizing the studies into subtopics

Since the medical oxygen ecosystem is a broad subject, we have divided it into subtopics for a better discussion. For greater coherence, we have kept the categorizing in a logical order. The categories are described as follows:

Table 1: Article selection statistics in different stages of screening with overlaps

Search Engine	Number of articles after searching	Number of articles after 1 st screening	Number of articles after 2 nd screening
Scopus	160	91	29
PubMed	129	43	13
SAGE	93	10	1
IEEE Xplore	11	9	7
Springer	345	31	12
Wiley	312	29	8
Other	-	-	3

1. Planning : This section mostly comprises articles pertaining to the structural or financial planning of the establishment or development of a medical oxygen ecosystem. We have included supply chain design and optimization under this section, as it is an inseparable component of the studied topic. Hazard analysis and protection planning have also been included in this section.
2. Production : Following up on planning, this section contains all articles dealing with the manufacture of medicine-grade oxygen in its many forms.
3. Storage : This section discusses the literature on the storage of medical oxygen. In the case of oxygen concentrators, several studies have focused on the cost-effectiveness of storing energy for the concentrators as opposed to the storage of generated oxygen gas for later use, mainly in a low-resource setting. As such, energy storage articles that deal with concentrator-based oxygen generation are included in this section.
4. Dispensation : This section focuses primarily on the patient’s end of the medical oxygen ecosystem. It contains all articles about oxygen administration, including passive and active delivery. It also constitutes studies dealing with delivery optimization.
5. Monitoring : The final section is concerned with monitoring any component of the medical oxygen ecosystem, either at the supply end or the patient end.

Figure 2 illustrates a compact flowchart of all the subsections and the major articles admissible to them. The literature distribution for each of these subtopics have been tabulated in Table 2.

Planning

The first step to the establishment of a medical oxygen ecosystem is planning, both structural and financial. In light of this, UNICEF has recently developed the Oxygen System Planning Tool (OSPT), built on Microsoft Excel, which can provide structural, financial, and even supply chain planning [62]. The tool can operate with a varying amount of data, with the trade-off between the complexity of analysis and availability of data. With the advent of COVID-19, OSPT has gained significant traction and helped communities fight back against the pandemic with effective planning

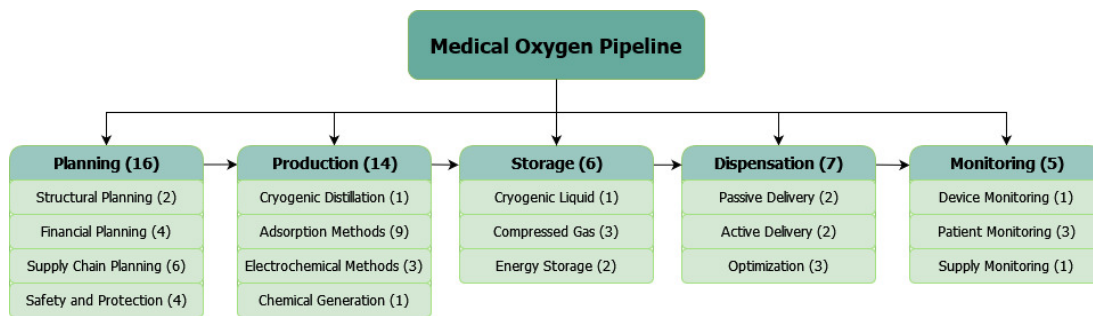


Figure 2: Subtopics under medical oxygen ecosystem with the number of articles found on each

[63]. Although OSPT is being used as a standard in oxygen planning, we must delve into the individual parts of the subject. We have partitioned the whole planning section into four different subsections and discussed the related articles under each subsection:

1. Financial analysis and planning
2. Structural planning
3. Supply chain modelling and optimization
4. Safety and protection

Financial analysis and planning

Financial analysis is the first step of planning. The type and scale of the ecosystem is mainly determined through financial analysis. Considering the expense of installation and maintenance, a central oxygen distribution system is often viable for larger hospitals but prohibitive for smaller ones. The primary objective of financial planning is to reduce the cost of establishing a medical oxygen ecosystem, from generation to distribution, to the greatest extent feasible. As such, this section contains all articles pertaining to cost analysis and cost effectiveness of any component of a medical oxygen ecosystem. A total of four articles have met this criteria.

Of the four selected studies two are comparative in nature, evaluating two or more alternatives. In 2012, Bradley et al. performed a case study on The Gambia to determine whether storing electrical energy for later use by concentrators is a better option compared to storing oxygen in cylinders, when power is available [18]. Their study concluded that storing energy in batteries provides better cost optimization. Later that year, they conducted another in-depth comparative analysis between five different oxygen supply technologies, considering the cost and other critical success factors [19]. The different settings compared are:

- Grid-charged battery-backed concentrator system
- Solar-charged battery-backed concentrator system
- High pressure (Ultrox) commercial generation and storage system

Table 2: Distribution of articles across the proposed sub-categories

Category	Sub-category	Literature
Planning	Financial analysis and planning	[17], [18], [19], [20]
	Structural planning	[21], [22]
	Supply chain modelling and optimization	[23], [24], [25], [26], [27], [28]
	Safety and protection	[29], [30], [31], [32]
Production	Cryogenic separation	[33]
	Adsorption methods	[34], [35], [36], [37], [38], [39], [40], [41], [42]
	Electrochemical reaction	[43], [20], [44]
	Chemical reaction	[45]
Storage	Cryogenic liquid	[46]
	Compressed gas	[47], [48], [49]
	Energy storage	[50], [18]
Dispensation	Passive delivery	[51], [52]
	Active delivery	[53], [54]
	Delivery optimization	[55], [56], [57]
Monitoring	Device Monitoring	[58]
	Patient Monitoring	[59], [60], [61]
	Framework Monitoring	[28]

- Low pressure (Diamedica) commercial generation and storage system
- Non-commercial generation and storage system

The authors found the grid-charged battery-backed concentrator system to be the most effective option, followed by the low-pressure commercial generation and storage system, which is consistent with their previous study.

Unlike the comparative studies, McAllister et al. presented a study seeking to determine the optimal ratio of oxygen concentrators to medical oxygen cylinders in Fiji [17]. They centered their research on three medical centers and extended it to obtain the cost analysis for all Sub-Divisional Hospitals (SDH) nationwide. The standard in Fiji at the time of the study was to supply medical oxygen only via cylinders. The investigative study has revealed that having a minimum number of concentrators with cylinder backup costs only 55% of the average status quo cost. Finally, in the fourth article, Ding et al. performed a feasibility study on Taizhou medical city to prove the cost-effectiveness of their proposed joint oxygen production in an Integrated Energy System (IES) model with pre-existing power-to-hydrogen (P2H) integration [20]. According to their analysis, the authors observed the status quo of purchasing O₂ separately while keeping the IES operational to be 1,284,614 yuan (US \$186,176), while producing O₂ jointly with H₂ costs only 278,932 yuan (US \$40,425), given the extra oxygen after usage is sold off.

Structural planning

Medical oxygen ecosystems can vary significantly in terms of structure. While big hospitals use a central oxygen distribution system with big cryogenic reservoirs and pipes connecting the supply to the patient beds, smaller hospitals may choose to solely depend on oxygen cylinders for individual beds. The complete design is very broad and case specific and hence there is no straight-forward checklist for this type of planning to the best of our knowledge. As such, we have categorized any article that works with at least one factor associated with medical oxygen structure under this section. Only two articles have been found to meet the required criteria.

As part of disaster management, Little et al. developed an oxygen distribution system from Liquid Oxygen (LOX) dewar and connected it to commercially accessible low-cost supplies [22]. The final system had been designed to supply 30 patients with up to 6 L/min of oxygen, and it cost approximately US \$2,100. This study provides a holistic approach to complete structural planning using an unconventional dewar-based reservoir. The second article, dated 2021, is authored by Chen et al., who worked on developing an empirical formula to calculate the required source gas flow for a central distribution system [21]. The authors based their equation on references from [64], which provide different forms of oxygen therapy for COVID-19 patients. They verified their empirical model by comparing it to actual data collected from two novel coronary pneumonia hospitals in Wuhan, China - the Wuhan Jinyintan Hospital and the Wuhan Fire God Mountain Hospital. Although innovative, their results have discrepancies and manual calculation using their data reveals caveats in their findings.

Supply chain modelling and optimization

A significant section of the medical oxygen ecosystem is included in the supply chain, which encompasses all stages of production and delivery. Optimization of the supply chain is critical to the functioning of just about every enterprise. For this section, we have chosen all the articles involving any part of supply chain management, whether it's delivery time or floor planning for better optimization. There are seven articles that satisfied such criteria.

The earliest study in this field is from 2013 by Shen et al. performing an empirical analysis of yearly medical oxygen consumption using data from the First Affiliated Hospital of Shantou University Medical College from 2006 to 2012. The goal of the study was to assess the efficacy of the grey prediction technique [24]. In their investigation, they trialed three rolling approaches to refresh the data - the metabolic subsequence, the topological order sub-sequence, and the head position sub-sequence. All the trials had reportedly achieved excellent prediction accuracy with minimal computing effort and a limited number of training data, with the GM (1,1) metabolic sub-sequence providing the best performance. Later in 2014, Bradley et al. performed a similar study presenting a Discrete Event Simulation (DES) model for estimating the oxygen demand [23]. They focused their research on pediatric pneumonia, and their methodology tries to counteract seasonal and random fluctuations in patient-specific variables. The authors integrated MATLAB to develop the model and conduct the simulation for three distinct situations for a year. The authors believe their simulated model can assist healthcare institutions in determining the optimal strategic balance

of fixed and contingency backup supplies for battling childhood pneumonia, in addition to being utilized for designing an optimal pediatric ward architecture. The final selected article focusing on demand forecasting comes from Saadaatmand et al. in 2022, where they predicted the necessity of oxygen-based care in the initial phases of COVID-19 [26]. The authors implemented five machine learning algorithms in their study - logistic regression (LR), neural network (NN), a decision tree variant termed C5.0, random forest, and XGBoost. The authors procured data from two hospitals in the Kerman province of Iran, and the dataset included information about 398 patients admitted to the said hospitals with positive COVID-19 results throughout a six-month period, starting from February to July 2020. LR and NN achieved the highest accuracy at 86.42%, whereas the XGBoost achieved the highest area under the receiver operating characteristic curve (ROC-AUC) at 88.7%.

The next type of article we found focuses on the optimization of domiciliary oxygen therapy. In this field, the first article is by Carchiolo et al., which streamlined the supply of oxygen cylinders to consumers through a Homecare Oxygen Service Platform (HOSP) [28]. The authors procure real-time data from consumers and delivery vehicles and optimize the delivery schedule using a routing algorithm. The authors implement an algorithm called "Route XL" which minimizes travel time, money spent, and fuel consumed. The automated acquisition and analysis of real-time data were reported to enhance the logistics of the supply chain. With a similar goal, Ghaithan et al. tried to develop a data-driven model to forecast oxygen gas cylinder (OGC) delivery schedules amid the soaring demand during the COVID-19 pandemic [25]. The authors performed an extensive study of the field by first identifying the primary elements affecting delivery time from the data taken from an OGC distribution company. The authors then developed a dataset to train their proposed NN model. They also performed a comparative study between the performance of their NN model with multiple linear regression (MLR) and support vector machine (SVM). The NN model obtained an accuracy of 91.93%, whereas the SVM and MLR models achieved 94.06% and 90.56%, respectively.

The final type of article under this category focuses on the development of crowdsourcing technology. In this field, Kamoun et al. proposed a participatory strategy to secure emergency oxygen cylinder supply for COPD patients [27]. With this objective in mind, the authors developed a geolocation-aware Android application to connect COPD or asthma patients with nearby suppliers. These suppliers could be registered service providers, private clinics, or even end-user volunteers who agreed to distribute oxygen cylinders. The entire platform had a three-tier design consisting of the user interface, the business application logic, and a database server. The suppliers had to snap a photo of the pressure gauge on the cylinder, which the application classifies as low, medium, or high pressure, using a computer vision algorithm to ensure that the end user receives the appropriate product. Finally, the authors conducted several validation tests of the platform's numerous components to guarantee targeted efficacy. In 2021, the same authors published a journal article with an altered authorship order and a deeper exposition of the same concept [65].

Safety and protection

We have opted for the incorporation of safety and protection in planning because the majority of safety analysis is completed prior to the establishment of the medical oxygen ecosystem. The

other aspect of protection is the active monitoring of the whole ecosystem to detect atypical system functionality. As a result, any article focusing on risk modeling or hazard monitoring has been featured in this section.

The earliest published article under this section is by Deleris et al., which presented a quantitative model based on system analysis and probability using the probabilistic risk analysis (PRA) technique for Stanford Hospital [31]. The authors tried to fulfill the Joint Commission on Accreditation of Healthcare Organizations (JCAHO) requirements using PRA instead of the recommended Failures Mode and Effect Analysis (FMEA). They had argued that FMEA couldn't offer clear and comparable safety scores and recommended adopting PRA. A similar suggestion-based study for preliminary hazard analysis was conducted by Shaban et al., advocating the use of systems theoretical process analysis (STPA) to evaluate the risks associated with the medical gas ecosystem and oxygen delivery systems in low-middle income countries (LMICs) [29]. The authors performed a case study on a hospital in Egypt to prove the efficacy of the model. Through rigorous discussion with the safety board of the hospital following the STPA framework, the authors found 13 significant hazard scenarios, as opposed to 4 scenarios found through the traditional method, illustrating the potency of this analytical strategy.

Liu et al., on the other hand, performed a study on the case of active hazard monitoring. They introduced a convolution weight analysis model (CWAM) to derive a new index for detecting irregular medical oxygen ecosystem operation [30]. The authors evaluated three factors for their analysis - tank pressure, liquid level pressure, and pressure after gasification. For the mathematical procedure, they initially normalized all values between 0 and 1. Then they convoluted each pair of parameters with one another and then used the convolution patterns for weight analysis to fit the data between indices of the model. The derived index was found periodic, with an effective amplitude range between 50 and 500 units. Deviations from these features indicate an anomalous operation, hence aiding the prevention of unwarranted mishaps. Although the overall idea is good, the methodology is opaque and obscure.

The final article in this section is by Davis et al., where the authors experimented to determine the relationship between the ambient oxygen concentration and flow rate, and the incidence of intra-oral fire in surgical conditions [32]. The authors recreated the human oral cavity using a chicken body cavity and carried out tests with ambient oxygen values of 60%, 80%, and 100%. The authors drew out a comparison between two flow rates of 4 L/min and 10 L/min as well. The experiment revealed a positive nonlinear correlation between oxygen concentration and ignition. At 60% concentration, no ignition was detected at any flow rate, and as a result, 60% oxygen content was considered the approximate ignition threshold. However, over this concentration, the probability of ignition rose dramatically. The study also discovered a correlation between flow rate and ignition latency time. To give an adequate safety margin, the authors advocated a maximum concentration of 30% supplied at a rate of 4 L/min. Although this article focuses on the field of dentistry, we believe that this article is significant for hazard analysis of regular oxygen therapy as well.

Production

Medical oxygen can be manufactured by a multitude of procedures, including cryogenic distillation (not generated in the premise of medical facilities), adsorption processes, and electrochemical and chemical reactions.

Cryogenic distillation

Cryogenic distillation is the standard procedure of producing a large quantity of pure oxygen in the form of Liquid Medical Oxygen (LMO). The process is based on the Hampson-Linde cycle, which William Hampson and Carl von Linde independently patented in 1895. [15, 16]. This type of oxygen manufacturing is predominantly utilized in the metallurgical and chemical sectors, accounting for approximately 55% and 25% of utilization, respectively [66]. Flavell-While reviewed the procedure behind this from the start up, along with how they have come up with it [33]. In this method of oxygen generation, at first, the air is pre-treated, removing all gross impurities like heavy hydrocarbons, carbon dioxide, etc. Then, this pre-treated air is compressed in a multi-stage compressor and consequently, condensed in a cooling plant. A second treatment process is performed when the condensed air is passed through a molecular sieve adsorber made of zeolite and silica gel-type adsorbents. The sieve layer traps the remaining carbon dioxide, water vapours and hydrocarbons. The treated air is then passed to the fractional distillation chambers, where it is separated into three components: nitrogen, oxygen and argon. Finally, in a high pressure fractionating chamber, the air components are separated and the liquefied oxygen is collected from the bottom of the chamber, while the nitrogen and argon rise up as vapours to the top of the chamber. The liquefied oxygen is further distilled and at the end, a purity of $\sim 99.5\%$ is obtained, which can be increased further by incorporating additional distillation layers.

Adsorption methods

The highest studied process of medical oxygen generation is based on the adsorption method. Some parameters are used to evaluate the performance of the generation process. The most important one is purity and it is defined as:

$$\text{purity of } O_2 = \frac{\text{moles of } O_2}{\text{moles of all components}} \quad (1)$$

Another evaluation parameter is the recovery rate. Recovery rate is ratio of amount of O_2 in the output to the the input. The equation:

$$\text{recovery of } O_2 = \frac{\text{moles of output } O_2}{\text{moles of } O_2 \text{ in the feed}} \quad (2)$$

Bed size factor (BSF) relates the amount of adsorbent used to the amount of oxygen generated.

It is defined by the equation:

$$BSF = \frac{\text{adsorbent mass}}{\text{oxygen production}(\frac{\text{tons of } O_2}{\text{day}})} \quad (3)$$

Finally to incorporate the time function, a new parameter productivity is used and it is defined as follows:

$$O_2 \text{ productivity} = \frac{\text{moles of } O_2 \text{ in the product}}{\text{time} * \text{adsorbent mass}} \quad (4)$$

For the adsorption method of oxygen generation, different variations of the Skarstrom Pulse-Swing Adsorption cycle are predominantly employed [67]. It is a 4 step cycle and the steps are:

1. Compressed air is passed over a packed column zeolite at a super-ambient adsorption pressure (P_A) producing O_2 enriched effluent gas through the selective adsorption of N_2
2. The zeolite column is counter-current depressurized to a near ambient final desorption pressure level (P_D)
3. Counter-current back purge is performed on the zeolite column at P_D with a part of the O_2 enriched product gas and
4. Repressurization of the column from P_D to P_A using fresh compressed air in cocurrent method or a part of the O_2 enriched product gas in counter-current method or using a combination of both.

These steps are repeated to generate a continuous flow of oxygen. Now the main design goals of an improved medical oxygen concentrator (MOC) are reduction in BSF to miniaturize the device, increase in O_2 recovery by the process in order to decrease the air compressor size, and to design a compact, lightweight and portable unit [40]. Rao et al. tried to minimize the size of medical oxygen concentrator using a two-step Pulsed Pressure-Swing Adsorption (PPSA) over conventional four-step PSA [35]. PPSA provided them more control over the flow rate based on different parameters like, adsorbent particle size, adsorption rate of feed air compared to the low separation efficiency per unit mass of adsorbent in case of PSA. They experimented the performance of the device with two commonly available adsorbents - 5A and Ag-Li-X zeolites by changing different parameters, such as the bed length, feed pressure, cycling frequency, adsorbent volume, etc. In conclusion, they presented a range of viable parameter values that allow maximum miniaturization of the device for a particular case study of $>90\%$ oxygen purity at a rate of 5 L/min. In a later study, Rao et al. proposed another compact MOC which uses a single adsorber column enclosed inside a storage tank [40]. In this instance, they used pelletized LiLSX zeolite (0.148 Kg) as adsorbent for the device and utilized a four-step Rapid Pressure-Swing Adsorption (RPSA) cycle. The unit was capable of a continuous supply of 1-3 standard litre per meter (sL/m) of $\sim 90\%$ oxygen. The lowest BSF obtained is ~ 45 kg/tons per day (TPD) for a cycle time of 5-6 s under counter-current pressurization method. Tian et al. attempted to miniaturize a six-bed PSA-based MOC utilizing a six-way rotating distribution valve to save space compared to the traditional two-bed or four-bed MOCs while attaining higher productivity [40]. The authors used zeolite 5A as the adsorbent in the

device, with one cycle set to 120 s. The device could provide a flow rate of 6 m³/h of 93% pure oxygen at an achieved productivity of 0.0357 m³·h⁻¹·kg⁻¹.

Another aspect of the development of adsorption-based MOCs is towards achieving portability. Pan et al. developed a portable oxygen concentrator using the Pressure Vacuum Swing Adsorption (PVSA) cycle [34]. Their proposed device had two adsorption zeolite columns undergoing alternate cycles to maintain a constant outflow of oxygen. The zeolite used in this study was JLOX101-LiX, a Li⁺ exchanged zeolite 13X designed for industrial oxygen concentration. A dual-head air compressor was used to minimize the size of the device (25% reduction in size and 12% power saving), and a cooling fan was utilized to avoid the temperature rise of the air compressor. The concentrator employed a desorption step under a deep vacuum (-0.82 barg) while maintaining a consistent output concentration of 1.79 barg. The flow rate of oxygen was 1.128 L/min, with the average oxygen concentration peak being 91.64%. With the same goal in mind, Vemula et al. designed a "snap-on" MOC based on the RPSA cycle that can be attached to any existing compressed air source [37]. The authors adopted commercially available LiLSX zeolite as an adsorbent for the device to obtain an oxygen purity of 90% at 3.1 bar feed pressure. The minimum BSF obtained with compressed house air was ~45 kg/TPD at a cycle time of 7 s. They also investigated the viability of the MOC to be used as a standalone unit by incorporating a medium size air compressor with the MOC. The lowest BSF obtained for this setup was ~95 kg/TPDc at a cycle time of 14.5 s under the same feed pressure while maintaining the same purity level. The oxygen recovery for both cases was around 34%.

Some studies have focused on improving the performance and productivity of MOCs. Zhu et al. proposed a novel rapid vacuum pressure swing adsorption (RVPSA) with intermediate gas pressurization to improve the performance of miniature oxygen concentrators [41]. For their study, the authors used a single adsorbent column containing 0.1 kg LiLSX zeolite. The adsorption and desorption pressure was maintained at 240 and 60 KPa respectively, and the optimum cycle time was found to be 7 s for both cycles. The test device managed to produce 0.75 L/min of 90% pure oxygen with 29.45% oxygen recovery and a BSF of 82.84 kg/TPD. In a later study, they utilized the short cycle time of Rapid Cycle Pressure Swing Adsorption (RCPSA) to increase the productivity of miniature concentrators [38]. Experimentally, the authors assembled a rotary-valve-based four-bed MOC setup, using a total of 160 g LiLSX zeolite with a particle diameter of ~0.5 mm. The six-step cycle with their experimental setup could produce 1 L/min of ~92% pure oxygen with an optimal cycle of ~5 s. The device obtained a cyclic steady state after ~20 cycles of operation. The minimum BSF obtained was ~78 kg/TPD at a recovery rate of ~30%. In 2021, to improve performance with minimum BSF, Qadir et al. developed a numerical model of a two-bed Medical Oxygen Concentrator (MOC) system using the Rapid Pressure-Swing Adsorption (RPSA) cycle and studied its performance on three different adsorbents - Li-LSX, Na-LSX, and K-LSX [36]. By performing an isothermal adsorption study, they determined that Li-LSX was superior to the others. After rigorous experimentation for varying pellet sizes in the range of 0.025 to 0.1 cm, the authors proposed a two-bed RPSA-based MOC using 0.1 mm Li-LSX zeolite as adsorbent with a cyclic time of 14 s. The simulated model of the device obtained oxygen purity of 94%, with a 40% recovery rate and a minimum BSF of 78 kg/TPD. The flow concentration of oxygen outputted by the device is

4.7 mmol·kg⁻¹·s⁻¹.

MOCs are susceptible to external disturbances that can hamper the continuous flow of oxygen or even lower the purity of the output. Urich et al. proposed a multivariable model predictive controller (MPC) to counter these external disturbances in an RPSA-based single-bed cyclic MOC [42]. They designed the controller to maintain a purity of 90% by dynamically controlling the duration of different RPSA steps. They performed a case study with both PID controller and multivariate MPC and observed that MPC performed better.

Electrochemical generation

After the adsorption-based generation, the most popular oxygen generation method is the electrolysis of water. The problem with this method is that electrolysis of water produces hydrogen gas. The by-product hydrogen is a fire hazard and needs to be disposed of properly. Ma et al. proposed a modified electrolyzer to avoid the generation of hydrogen gas [43]. The authors replaced the hydrogen evolution electrode with a water-proof graphite-based gas-diffusion cathode, also termed an air cathode or oxygen cathode. They used a nickel mesh as the anode with a manganese dioxide catalytic decomposition mesh placed between the anode and the cathode. The device is conditioned to produce oxygen on both anode and cathode. The complete device is a combination of six cells, with each cell having an area of 0.02 m². The device operates at an electrolysis current of 20 A providing an output of 0.036 m³ of oxygen per hour. The produced oxygen had a purity of 99.5%, and the current efficiency of the prototype was 72%. The authors deployed their device in several hospitals in the Zhenjiang province of China and obtained satisfactory performance. Later, Giddey et al. investigated the electrolytic generation of oxygen utilizing a polymer electrolyte membrane electrolyzer to eliminate the produced hydrogen automatically. Based on their investigation, they developed a device that could increase the power efficiency of electrochemical generation of oxygen by more than 35% [44]. The main goal of their study was to develop an oxygen generation system that is portable, compact, quiet, and reliable with the PSA systems set as reference. Each cell of the device contains a hydrogen electrode (20 wt% Pt/C catalyst and 5 wt% Nafion ionomer on porous carbon paper), a proton exchange membrane (Nafion N115 of 127 μm thickness and 0.10 S/cm conductivity), and an oxygen electrode (Ti mesh with ~100 nm of Pt and Iridium Black having a surface area greater than 20 m²/g as catalysts). For the interconnects, titanium on the anode side and titanium or graphite on the cathode side is used. A two-cell stack of 100 cm² active area per cell could operate up to 0.6 A/cm² without any hydrogen generation while outputting 418 mL/min of pure oxygen.

The electrolysis of water is not only used to generate oxygen, but also hydrogen in specific use cases. In such scenarios, oxygen is produced as a by-product and removed. Recently IES has been gaining popularity with the integration of intermittent renewable sources, with some of the newer IES using the P2H system as an improved economical approach [68]. Ding et al. proposed an update on such an IES with an incorporated alkaline P2H system to utilize the by-product oxygen to generate medical oxygen via purification [20]. The authors reported that their novel P2H-and-Oxygen (P2HO) system can significantly aid in the oxygen crisis of COVID-19 and that,

when optimized, this form of medical oxygen generation proves remarkably less expensive than the conventional cryogenic distillation technique. They have performed a test study on China Medical City, Taizhou, Jiangsu province, China to validate their findings.

Chemical generation

In addition to the more prevalent adsorption and electrochemical oxygen manufacturing processes, Dingley et al. developed a purely chemical oxygen manufacturing strategy [45]. Their main goal was to ensure a steady flow of medical oxygen during the time of emergency without the input of compressed gas. After extensive experimentation with reagent combination, the authors concluded the optimum combination to be 1 L water, 0.75 g manganese dioxide catalyst, 60 g sodium percarbonate granules and 800 g of custom pressed percarbonate pellets. Their device was able to output 99% pure oxygen in a steady flow for more than 90 minutes.

Storage

In the literature, primarily three types of oxygen storage systems have been identified: cryogenic liquid storage for LOX, compressed gas storage, and energy storage for operating oxygen concentrators during power outages.

As discussed in the last section regarding production, oxygen is generated mainly in two forms: cryogenic liquid and gaseous. While gaseous oxygen can be directly administered to a patient, LOX is produced in bulk and needs to be stored before it can be administered after vaporization. To a large extent, there are three methods of storing LOX - dewar, cryogenic cylinders, and cryogenic storage tanks [46]. Dewars and cylinders are analogous in that they allow portability at the price of volume. The main difference between them is that dewars are low-pressure containers, whereas cylinders store high-pressurized liquid. The typical volume of commercially available dewar flask spans from 5 to 200 L, but conventional cryogenic cylinders can store 80 to 450 L of LOX at a pressure of around 24 atm. Cryogenic storage tanks provide large storage volumes at high pressure and the usual volume of these reservoirs ranges from 500 to 420,000 gallons. The most simple configuration of a cryogenic storage tank consists of a tank, a vaporizer, and a pressure controller. Typically, they are only installed in large medical institutions. The cryogenic reservoir is attached to a distribution ecosystem that spans the hospital. Universally, cylinders are the standard option of oxygen supply [17].

Cylinders can also store gaseous oxygen after compression. This storage method is utilized as a buffer, mainly for low-resource facilities producing oxygen through oxygen concentrators because of the intermittency of the available power in those regions. Bradley et al. proposed a cost-effectiveness model to compare whether storing electrical energy in a facility with intermittent power is more cost optimized compared to storing oxygen in cylinders [18]. They performed a case study on The Gambia and found that for their case, the power storage option was more cost-effective. For their analysis, the authors used standard capacity, the retainability of the construction material, and refilling costs of cylinders. Based on this idea of storing energy, instead of storing gas, Bradley et al. designed a low-cost battery-powered oxygen concentrator system targeting The Gambia [50]. The device

could work steadily for 24 hours on a mains supply of 4 hours. However, given medical personnel's expertise with cylinders, gas storage is preferred. As such, storage techniques can be improved to increase the feasibility of storing oxygen in such scenarios.

With the goal of improving the efficacy of oxygen gas storage, DeCoste et al. tested different Metal-Organic Frameworks (MOF) to enhance the capacity and retainability of the storage devices [49]. Their study targeted storing compressed gaseous oxygen and found two viable MOFs - HKUST-1 and NU-125 depending on the ease of synthesis and overall performance. Rasool et al. developed a cost-effective low-pressure storage device connected to a concentrator for a constant flow of oxygen in facilities with fluctuating power [47]. The device consists of two interconnected knitted high-density polyethylene bags of 200 L volume placed one above the other. The bottom bag encompasses two 200 L polyethylene bladders, while the upper one has just one 200 L polyethylene bladder. Water is used as a ballast in the device. Initially, the water is stored in one of the two bladders in the lower bag. The water in the lower bladder is pushed to the upper chamber when the oxygen enters the lower bag. If the power is unavailable, the water from the upper chamber pushes the oxygen in the lower chamber to come out at a steady rate. Peake et al. deployed this device in a three-month-long field trial in the Mbarara region of Uganda, connecting it to a concentrator outputting 10 L/min of oxygen [48]. The device could maintain a steady output of 8 L/min oxygen to four pediatric beds even when power was unavailable. Compared to oxygen supply managed entirely by cylinders, this device saved around US \$1061 over the three months, establishing its cost-effectiveness.

Dispensation

This section covers the patient-side delivery mechanism. Oxygen administration can be divided into two categories: passive delivery, in which oxygen is provided to the patient without mechanical intervention, and active delivery, in which oxygen is mechanically vented to the patient's lungs. We have also included delivery optimization under this section to provide a complete picture.

Passive delivery

There are primarily two passive oxygen delivery strategies for patients:

1. Semi-invasive nasal cannula
2. Non-invasive oxygen mask

Nasal cannulae or nasal prongs can provide oxygen efficiently at lower flow rates compared to non-invasive oxygen masks [69]. As such, oxygen masks are expensive alternatives to nasal prongs. Frey et al. studied the beneficial effect of the nasal cannula in producing positive end-expiratory pressure (PEEP) [51]. Their primary hypothesis was that nasopharyngeal oxygen delivery produced PEEP in infants. The authors performed a trial on nine infants who had undergone heart surgeries, by providing them oxygen through an 8 F nasopharyngeal catheter at three different flow rates - 0.5, 1, and 2 L/min. The study deemed their theory accurate, and additional experiments helped establish a correlation between the flow rate and the increase in PEEP. Regression analysis showed that 100

mL/kg-min resulted in an approximate increase of 1.5 cm H₂O in PEEP. This study verifies the efficacy of using a nasal cannula to provide oxygen to a patient.

Oxygen masks, although expensive compared to nasal cannulae, provide improvement in quality of life as they are a more comfortable alternative for the patient. Different types of oxygen masks are available, including oral-nasal masks, nasal masks, and even full-face masks, depending on the region covered. A recent development in passive oxygen delivery using masks was established by Karam et al., who proposed an Aerosol Barrier Mask (ABM) to prevent the spread of SARS-CoV-2 from afflicted patients. [52] This mask is integrated with the option to provide therapeutic oxygen. The ABM nullifies almost all aerosolized particles and droplets originating from the patient at proximity. Additionally, the authors performed a carbon dioxide accumulation analysis on the mask and found that the mask does not allow abnormal accumulation, deviating too much from the norm.

Active delivery

Patients with respiratory impairment due to any form of physical implication need mechanical ventilation. Ventilators simulate the work of the lungs for the patients and push oxygen enriched air to the lungs. The air is generally dispensed in two ways [70]:

1. Non-invasive face mask for less severe cases
2. Invasive breathing tube for acute conditions

Seervera et al. studied the effectiveness of non-invasive nasal mask ventilation (NMV) for non-ICU patients suffering from chronic respiratory distress [53]. Their study found a significant increase in pH level and a significant decrease in PaCO₂ values in NMV-treated patients compared to the control group. This study establishes the efficacy of NMV in treating exacerbation of chronic respiratory insufficiency. Invasive mechanical ventilation, on the other hand, employs an endotracheal tube (ETT) and is administered after the patient is sedated [71]. Invasive ventilation is administered to patients with severe respiratory obstruction, and patients with acute respiratory distress syndrome (ARDS) are the most common recipients.

All forms of active delivery require a ventilator machine to work. A ventilator is a machine that replicates the function of the lungs in patients who have lost partial or complete functionality of their lungs. Ventilator design has become a trending topic since COVID-19 precipitated the worldwide shortage of ventilators [6]. Unfortunately, our systematic search has yielded only one ventilator design article as the topic falls under a gray area for our study. Ventilator design is not primarily associated with the medical oxygen ecosystem as it is more of an accessory to the system. The only article we found on the topic comes from the design and development team of Vikram Sarabhai Space Centre, Thiruvananthapuram, India. They have presented the complete design with prototype development and testing of three low-cost ventilators - SVASTA, PRANA, and VaU to tackle the surge of ventilator demand during the COVID-19 pandemic [54].

Optimization

As with many other sub-fields, optimization in the case of dispensation is an important area of research. The optimization can be incorporated at different stages of delivery. For example, Dobson studied the viability of using a jet mixing device with a domiciliary low flow concentrator to improve the flow rate and maintain a steady concentration, replicating the standard cylinder-based medical oxygen therapy [55]. According to his study, the employment of a jet mixing device permits the preservation of a constant concentration at an acceptable flow rate, in contrast to the proposed norm at lower concentrations.

Optimization of medical oxygen supply in its simplest form involves reducing unwanted consumption. With this goal in mind, Cavaglià et al. proposed a closed-circuit Noninvasive (NIV) Continuous Positive Airway Pressure (CPAP) to minimize oxygen consumption, along with a decrease in air contamination by COVID-19 pathogens and noise [56]. Their proposed NIV-CPAP system includes the automatic control of patients' respiratory parameters. Their prototype system could limit oxygen feeding up to a substantial 30-fold compared to standard open circuit systems while maintaining the same FiO_2 levels. Antiviral filters were placed at different points of the circuit to reduce the risk of contamination by COVID-19.

Automation of oxygen parameter monitoring in patients is another area of optimization that Zheng et al. explored [57]. They proposed an automated system based on Reinforcement Learning (RL) to control the flow of oxygen to the patients. The algorithm reportedly decreased the mean mortality rate by 2.57%, compared to standard care with a 95% confidence interval (CI) reduction from 2.08% to 3.06%. On top of that, the algorithm maintained an average oxygen flow rate of 1.28 L/min (95% CI: 1.14 - 1.42 L/min) which is lower than the standard average, ultimately leading to a higher oxygen administration efficiency.

Monitoring

This section discusses monitoring at any position of the medical oxygen ecosystem. The accepted articles can break down the section into three significant portions: device monitoring, patient monitoring, and supply monitoring.

Oxygen monitoring in patients is mainly done by measuring the oxygen concentration in arterial blood. The most common and rudimentary method of such measurement is done through the use of pulse oximetry [72]. A pulse oximeter is a non-invasive device that uses light beams of mainly the red and infrared bands to estimate the oxygen saturation of the blood. The oxygen saturation is generally represented in an abbreviated form - SpO_2 . Pulse oximetry does come with some limitations in terms of accuracy. The error margin of U.S. Food and Drug Administration (FDA) regulated pulse oximeters is given as - 66% readings are within 2 to 3% of blood gas values, and 95% of SpO_2 values are within 4 to 6% of blood gas values [61]. The concept of pulse oximetry has been expanded in recent publications to develop more complete monitoring systems.

Dipayan proposed an Internet of Things (IoT) based patient vital signs tracking device mainly targeting the exponential increase in patients due to the COVID-19 outbreak [59]. They built their device around an Arduino UNO microcontroller with ESP 8266-based cloud integration. The device

monitors blood pressure, airflow, body temperature, heart rate, and blood oxygen saturation (SpO₂). For blood pressure (BP) monitoring, the device uses an automated BP meter (KD 202F). Airflow monitoring is done using the non-invasive AirFlow e-health sensor, while an LM35 IC strapped on the patient's armpit measures the patient's body temperature. Finally, the heart rate and SpO₂ are measured using the optical sensor MAX30102. Gunasekar et al. also proposed an IoT-based patient monitoring device, which has an integrated database along with an Android application [58]. The device uses an Atmega328p chip and measures the oxygen level in the oxygen cylinder, the glucose level from the glucose drip bottle, and the patient's heart rate. The authors used load cells with 80 kg and 5 kg capacity to measure oxygen and glucose levels. The load cells are calibrated using the help of the HX 711 module, and the heart rate is measured using a simple Heart Pulse Sensor. The data is uploaded to the database using an ESP 8266 module and can be viewed remotely using the Android application.

Apart from oxygen level supervision in patients, a significant portion of monitoring falls under device-based monitoring. Maintaining a constant oxygen distribution in a medical facility is of the utmost importance. As such, ensuring the correct working of all parts of the ecosystem is necessary. Different sensors are integrated at different parts of the ecosystem to ensure proper functionality, from generation to distribution. Muhammad et al. proposed a low-pressure alarm device to be incorporated with medical oxygen cylinders to minimize the risk of insufficient oxygen flow to the patients [60]. For their study, they used portable medical oxygen cylinders, which generally have an oxygen storage pressure of 137 bars (13.7 MPa). The device proposed in the study triggers the alarm when the pressure goes below 15 bars. The device is built using two main components - an adapter unit with a mechanical spring of radius 19 mm and length 42 mm and a whistling unit of radius 5.5 mm and length 24 mm. The whistling component is connected to the adapter through a screw fitting. The spring employed for the prototype alarm device has a rigidity of 13.6 kPa, which is entirely mechanically operated and does not require any external power source.

On a full framework scale, Carchiolo et al. performed a study proposing an improved Homecare Oxygen Service Platform (HOSP) harnessing the power of Industrial IoT (IIoT) [28]. They optimized their service by collecting real-time data and updating the scheduling. The primary concerns of their study were monitoring oxygen consumption, maintenance requirements for medical equipment, oxygen amount abuse according to the treatment plan, and oxygen cylinder replacement timing. They deployed four modules for their platform: one at the patients' homes (SmartFreelox, SF), one at the delivery trucks (TrackingSystem, TS), and two at the service centers (SmartDataCollector and SmartDeliveryScheduler). The SmartDataCollector module collects real-time data from the SF and TS modules, and the SmartDeliveryScheduler module optimizes the scheduling and notifies the SF and TS modules with the help of the collected data.

Discussion

Trend analysis

As a part of the analysis, we have studied the geographical and temporal distribution of the selected research articles. For the geographical distribution, we have considered the first author's present address. A point to be noted is that we have not considered the miscellaneous papers added beyond the systematic search for this analysis. Most of the work is performed in North America, East Asia, and Australia, as indicated by the geographical analysis. The United States has generated the most with nine articles, followed by China with eight. The next two spots are acquired by Canada and Australia, with five and four articles, respectively. Figure 3 depicts the geographical intensity of articles chosen for this systematic study.

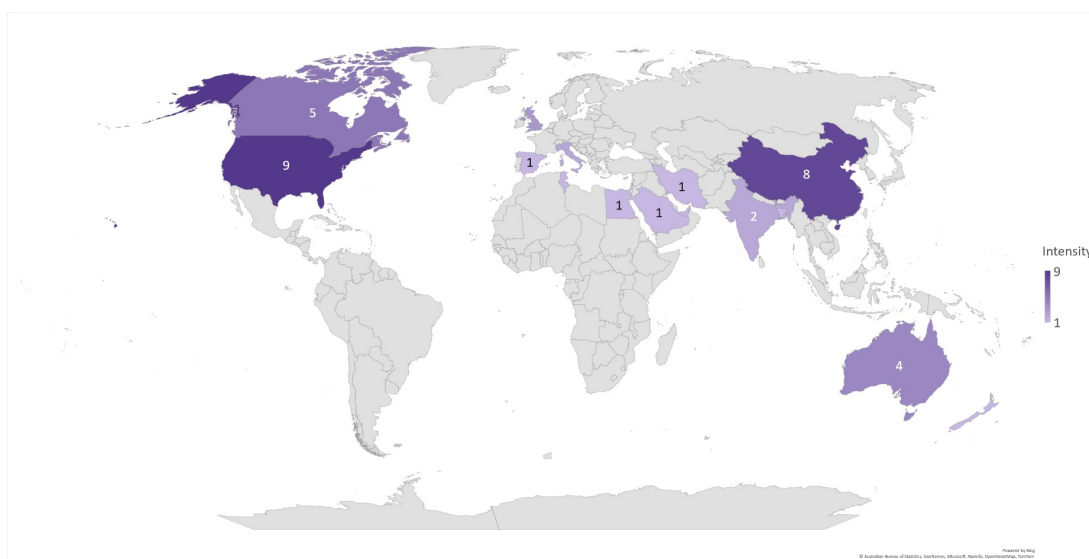


Figure 3: Geographical distribution of research papers in the systematic study

The temporal analysis of the selected papers reveals a growth trend in research in this field. Research has been pretty limited prior to the COVID-19 outbreak, as visible from the graph presented in Figure 4. A sudden influx of articles starting from 2020 aligns with WHO declaring COVID-19 as a pandemic on 11th March 2020 [73]. Since this study only accounts for papers published until May 2022, the total figure for 2022 is incomplete. Despite the insufficient data, the bar for 2022 is still as high as 2020, and if the trend continues, it may surpass 2021.

A deeper analysis of the temporal distribution by incorporating the category-wise information provides insights into the current research trends. A chart showing the distribution of article categories against the year has been provided in Figure 5. The graph contains overlapping articles as some scientific studies fall under multiple categories. From the figure, we can observe a steady growth of articles in the planning sector from 2018. Articles targeting production have seen a constant level of interest starting from 2014. The rest of the categories do not show any consistent trend, but monitoring has started gaining traction from 2021 owing to the pandemic. One article on

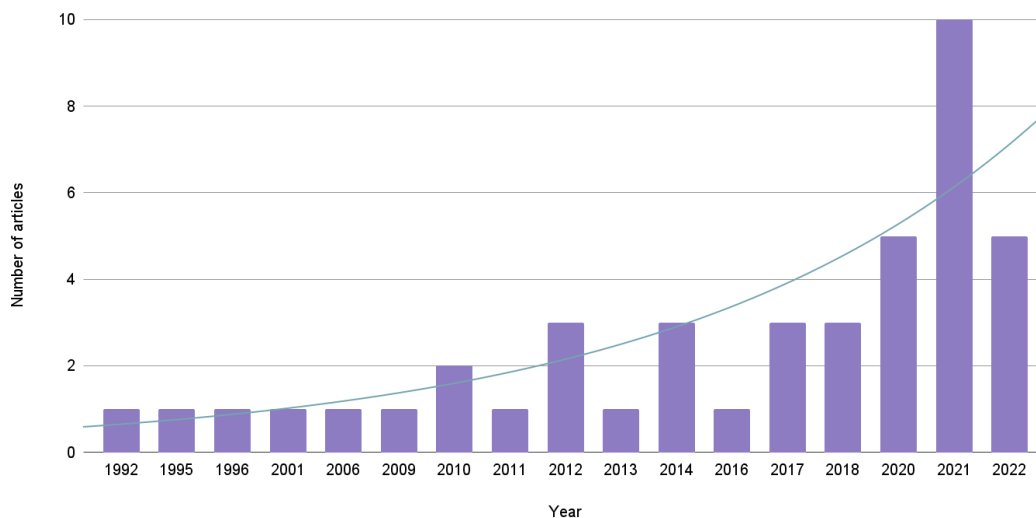


Figure 4: Temporal distribution of research papers in the systematic study (R^2 of trend line = 0.639)

this field has already been published in 2022. The graph illustrates the extent to which COVID-19 affected this field. Research studies encompassing all main aspects of medical oxygen ecosystems were published in 2021 in an unprecedented event.

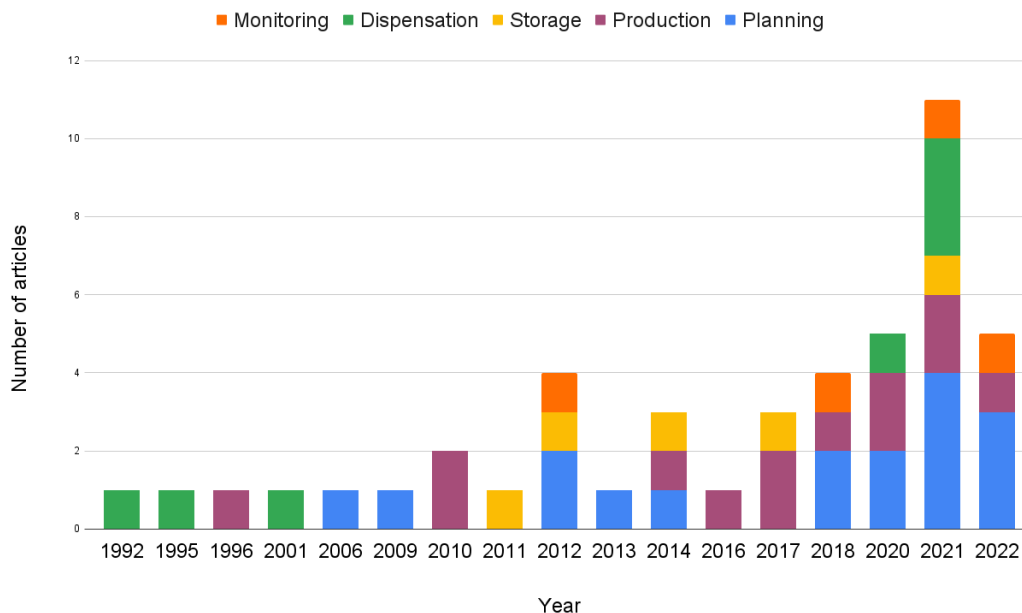


Figure 5: Temporal distribution of research articles based on categories in the systematic study (contains overlap)

Disease targeting

Some of the research papers have focused on one of two specific diseases. Figure 6 depicts the percentage distribution of the articles based on diseases. According to the distribution, more than half of the papers (57.8%) target at least one specific disease. Among these targeted papers, COVID-19 accounts for around 50% of the cases. Childhood pneumonia is the second most targeted disease, accounting for 19.2% of this class, with COPD coming in third, comprising 15.4% of the targeted studies. We have also discovered two articles on asthma and one on chronic respiratory insufficiency.

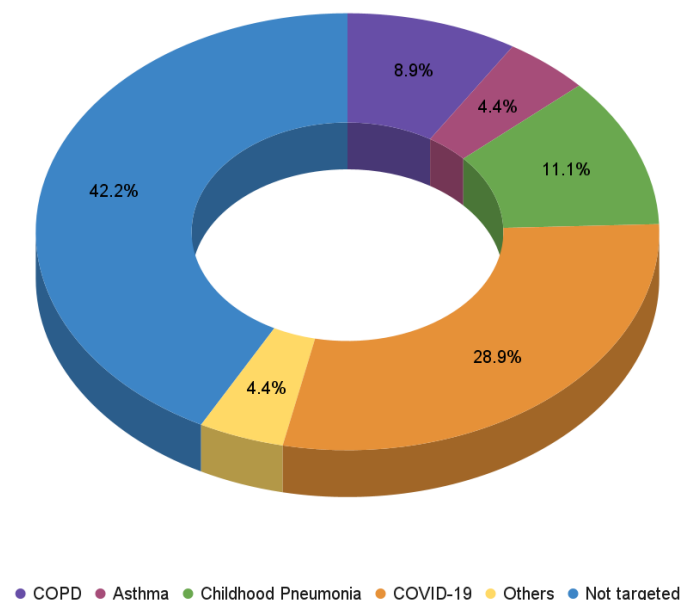


Figure 6: Distribution of disease targeted by selected research articles

Another analysis in disease targeting is the combination of temporal data and the number of articles on the diseases. Figure 7 illustrates the graphical outcome of the analysis, showing that prior to the COVID-19 outbreak, pneumonia was the most studied disease. COPD gained prominence about the same time as the pandemic. However, after COVID-19 emerged, the majority of the articles have focused on the novel coronavirus. All the articles on medical oxygen that targeted a specific disease in 2022 (up to May) have remained completely limited to COVID-19.

Unequal distribution of research area

The distribution of papers based on different parts of the ecosystem has been provided in Figure 8. It is evident from the figure that not all fields under the medical oxygen ecosystem have received equal attention. We can see that majority of research articles are based on production (16), followed by planning (14). In the other three areas: administration, storage, and monitoring, unfortunately, little study has been undertaken, although these fields hold immense significance. During the COVID-19

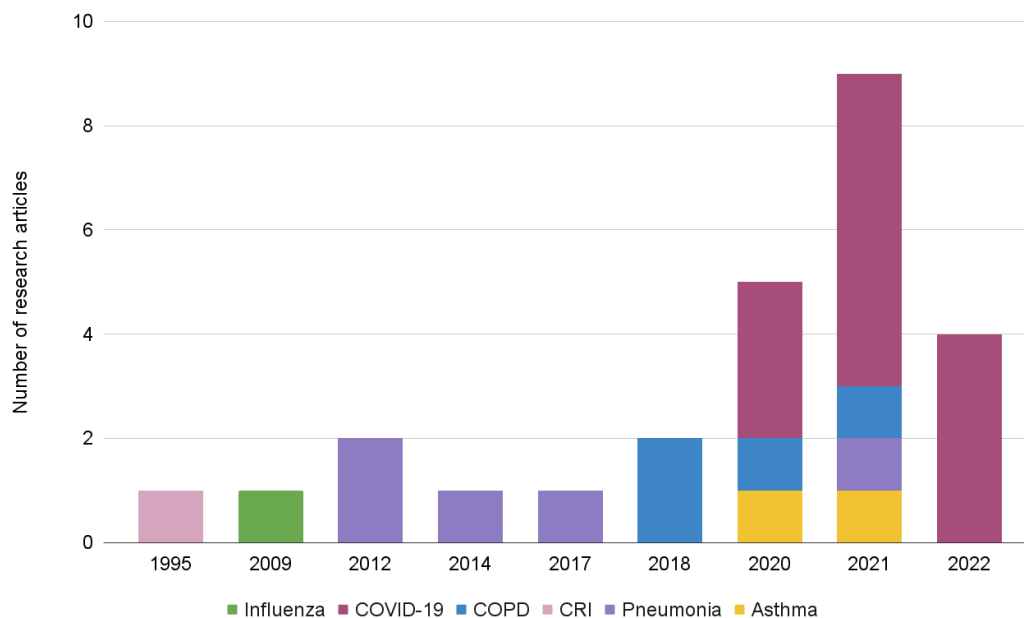


Figure 7: Temporal distribution of research articles on targeted diseases

pandemic, there has been a significant increase in research in these fields, particularly dispensation and monitoring. In the case of dispensation, four scientific articles out of the total seven have been published during the COVID-19 influx. Similarly, for monitoring, two papers out of the four were published after the pandemic declaration. This substantiates the negligence in the study of the sector until the outbreak of a severe pandemic.

Extreme shortage of research in specific fields

During the systematic search, we discovered that several associated fields of study are completely devoid of relevant literature. Prior to the COVID-19 pandemic, a general dearth of scientific interest in this sector has been observed, resulting in a limited number of studies on the medical oxygen ecosystem. Some of the fields have ceased to develop and have remained stagnant. As a result, to refer to these topics, we have included miscellaneous articles and white papers that allude to the original articles or patents. The distribution of scientific articles based on categories is provided in Table 3. From the table, it is discernible that for cryogenic distillation and LOX storage, there are no scientific articles based on the systematic search, although cryogenic distillation is the most common form of medical oxygen generation. Cryogenic distillation is based on the Hampson-Linde cycle patented in 1895 [15, 16], and afterward, this field has seen minimal development. All advancements in cryogenic distillation and storage are limited to industrial uses, and no studies on medicinal applications have been published in the past three decades. The table also exposes significant deficiencies in other ecosystem categories like structural planning and chemical generation of medical oxygen. We believe that such an absence of research contributes to the aggravated issues faced by the healthcare sector

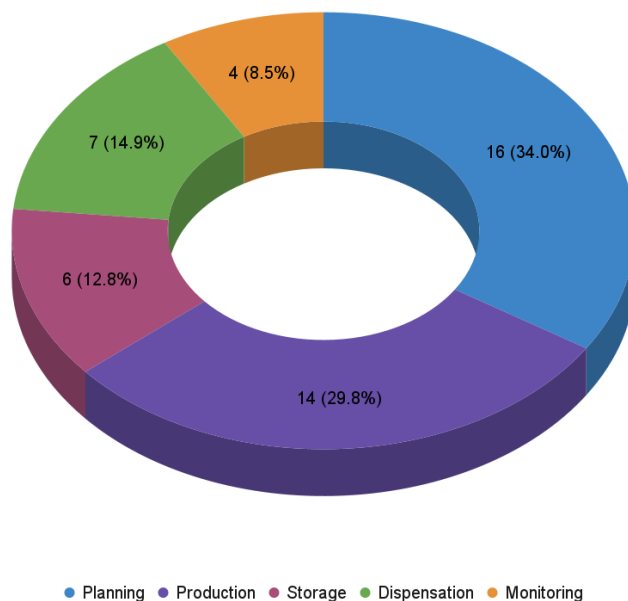


Figure 8: Distribution of scientific articles based on defined categories

during the COVID-19 pandemic.

Research gaps and recommendations

In the previous subsection, we discussed the lack and shortage of research in this field. With the findings from the result section and the insights obtained from the discussion section, we suggest the following research gaps in the field:

- 1. Standardizing checklists for structural planning:** Through our systematic approach, we have found only two research articles on structural planning, one by Little et al. dealing with an impromptu ecosystem setup for a disaster scenario and the other by Chen et al. proposing an empirical model to calculate the source gas flow [21, 22]. We found no articles focused on standardizing or preparing a general checklist for the structural planning steps. So there is an apparent deficit of articles in this field. It may not be possible to propose a generalized checklist for the planning stage as medical oxygen ecosystems can vary drastically from one healthcare facility to another. In such cases, researchers can classify ecosystems into standard categories and develop individual checklists for each.
- 2. Supply chain optimization:** Although we have six scientific articles on supply chain optimization, which is a significant portion of the total number of accepted articles, the studies have overlooked several aspects of optimization. We have found no work that tries to model the oxygen demand in a medical facility. Shen et al. have gone close to the field by performing an empirical study to determine the annual oxygen consumption using the grey prediction

Table 3: Number of the selected scientific studies divided on the basis of subcategories

Category	Sub-category	Number of scientific articles
Planning	Financial Analysis	4
	Structural Planning	2
	Supply Chain Optimization	6
	Safety and Precaution	4
Production	Cryogenic Distillation	-
	Adsorption Methods	9
	Electrochemical Generation	3
	Chemical Generation	1
Storage	Cryogenic Liquid	-
	Compressed Gas	3
	Energy Storage	2
Dispensation	Passive Delivery	2
	Active Delivery	2
	Dispensation Optimization	3
Monitoring	Patient Monitoring	2
	Device Monitoring	1
	Framework Monitoring	1

model [24]. However, we need short-term models to help healthcare facilities plan and prepare ahead of time. Short-term demand forecasting will also allow the conservation of oxygen by maximizing optimization.

- 3. Crisis management and planning:** Throughout the systematic study, we came across only one article that came close to this field of study. The study was conducted by Little et al. and focused on developing an improvised oxygen pipeline for a medical facility in case of a disaster scenario [22]. It was quite perplexing to see no other article remotely focusing on this topic. We speculate that this lack of relevant articles in this field contributed to the widespread haphazardness during the COVID-19 pandemic. We would encourage researchers to work in this area so that we can be better prepared in case there is a similar disaster in the future.
- 4. Study of cryogenic distillation dedicated towards medical usage:** As already discussed, our systematic approach resulted in no research articles on cryogenic distillation targeting the medical application. All the papers on cryogenic distillation focus on the industrial and metallurgic domains. The recent COVID-19 pandemic has shown us the importance of focused oxygen generation in the medical field. In hindsight, we can propose researching a cost-effective distillation plant set up in a medical facility focusing on improving efficiency and miniaturizing the process.
- 5. Study the chemical generation method of medical oxygen:** Although not conventional, we have found one promising paper by Dingley et al. on a purely chemical method of generation of medical grade oxygen for emergencies [42]. Further research can be performed in this field to make the generation more sustainable as they can prove very useful in any disaster scenario.

6. **Development of better cryogenic liquid containers:** Just like the cryogenic distillation method of generation, we found no articles on improvement suggested towards cryogenic liquid storage focusing on medical oxygen. Although one article studies improved cylinder design using MOFs, they have focused their study on the storage of low-pressure compressed gases [49]. So research must be conducted focused on cryogenic liquid storage.
7. **Integration of optimized energy storage to improve concentrator deployment:** Bradley et al. verified the cost-effectiveness of energy storage compared to compressed gas storage [18, 19]. The last work in this field was published in 2012, with the field seeing no more development after that. Large-scale integration of such a setup with further optimization can be a great field of research.
8. **Automated dispensation optimization:** Dispensation optimization is a vital field that had no work until very recently. Zheng et al. tried to improve the effectiveness of oxygen therapy while mitigating unwanted loss using the RL algorithm [57]. This type of automated control for oxygen therapy is new and should get more attention, at least in this age of technology.
9. **Automated device monitoring:** It was unexpected to see no research papers on automated device monitoring. There were recent papers on automated patient status monitoring, but we think it is equally important to have research on automated device management during the age of Health 4.0 [74].

Conclusion

Medical-grade oxygen is one of the most widely utilized medicines in the world today. During the COVID-19 outbreak, the necessity of oxygen management has been acknowledged globally, which has engendered a recent upsurge of research on this topic. Our work aimed to offer a comprehensive outlook on the current state of the subject matter. As such, we have performed a systematic assessment following the PRISMA protocol, spanning the past 30 years.

Due to the paucity of current research on this topic, it has been challenging to undertake a systematic review. Still, we have sought to present a complete image of this field by combining a multitude of complementary articles. As part of our analysis, we have outlined several research gaps and potential future developments in this topic. We expect that this article will serve as an asset for researchers in the domain of the clinical oxygen ecosystem, endorsing future efforts.

Limitations of study

We wish to clarify that our attempt to encompass an extensive scope of study may have resulted in certain shortcomings in specific fields, such as the ventilator design section. Because this is a systematic review, we have avoided including information from our part without adequate referencing. Even so, certain sections have necessitated the addition of miscellaneous articles to offer some

insight into inevitable topics such as cryogenic distillation of oxygen generation, which, although being the primary method of production, have not yielded any research papers during our systematic search. In such instances, we have attempted to keep the content as concise as possible to avoid any information bias.

Competing interests

The authors declare that they have no competing interests.

Authors' contributions

Conceptualization, E.H. and K.A.M ; Methodology, E.H.; Validation, E.H.; Investigation, E.H. ; Data Curation, E.H. ; Supervision, K.A.M

References

- [1] Healthline, *Oxygen therapy*. [Online]. Available: <https://www.healthline.com/health/oxygen-therapy>.
- [2] World Health Organization, *Oxygen sources and distribution for covid-19 treatment centres*, 2020. [Online]. Available: <https://www.who.int/publications-detail-redirect/oxygen-sources-and-distribution-for-covid-19-treatment-centres>.
- [3] *The difference between medical oxygen & industrial oxygen*. [Online]. Available: <https://jhfooster.com/automation-blogs/what-is-the-difference-between-medical-oxygen-industrial-oxygen>.
- [4] *Covid 19 and the oxygen bottleneck*. eng, Sep. 2020.
- [5] A. D. Usher, "Medical oxygen crisis: A belated covid-19 response," *The Lancet*, vol. 397, no. 10277, pp. 868–869, Mar. 2021, ISSN: 0140-6736. DOI: 10.1016/S0140-6736(21)00561-4. [Online]. Available: [https://doi.org/10.1016/S0140-6736\(21\)00561-4](https://doi.org/10.1016/S0140-6736(21)00561-4).
- [6] *There aren't enough ventilators to cope with the coronavirus*. [Online]. Available: <https://www.nytimes.com/2020/03/18/business/coronavirus-ventilator-shortage.html>.
- [7] F. Sjöberg and M. Singer, "The medical use of oxygen: A time for critical reappraisal," *Journal of Internal Medicine*, vol. 274, no. 6, pp. 505–528, 2013. DOI: <https://doi.org/10.1111/joim.12139>. eprint: <https://onlinelibrary.wiley.com/doi/pdf/10.1111/joim.12139>. [Online]. Available: <https://onlinelibrary.wiley.com/doi/abs/10.1111/joim.12139>.
- [8] B. R. O'Driscoll and R. Smith, "Oxygen use in critical illness," *Respiratory Care*, 2019, ISSN: 0020-1324. DOI: 10.4187/respcare.07044. eprint: <https://rc.rcjournal.com/content/early/2019/08/13/respcare.07044.full.pdf>. [Online]. Available: <https://rc.rcjournal.com/content/early/2019/08/13/respcare.07044>.

- [9] M. W. Ackley, “Medical oxygen concentrators: A review of progress in air separation technology,” *Adsorption*, vol. 25, no. 8, pp. 1437–1474, 2019, ISSN: 1572-8757. DOI: 10.1007/s10450-019-00155-w. [Online]. Available: <https://doi.org/10.1007/s10450-019-00155-w>.
- [10] J. Ismail and A. Bansal, “Medical oxygen: A lifesaving drug during the covid-19 pandemic—source and distribution,” *Indian Journal of Pediatrics*, vol. 89, no. 6, pp. 607–615, 2022, ISSN: 0973-7693. DOI: 10.1007/s12098-021-03978-0. [Online]. Available: <https://doi.org/10.1007/s12098-021-03978-0>.
- [11] C. D. Nowadly, D. J. Portillo, M. L. Davis, R. L. Hood, and R. A. De Lorenzo, “The use of portable oxygen concentrators in low-resource settings: A systematic review,” *Prehospital and Disaster Medicine*, vol. 37, no. 2, pp. 247–254, 2022. DOI: 10.1017/S1049023X22000310.
- [12] D. Moher *et al.*, “Preferred reporting items for systematic review and meta-analysis protocols (prisma-p) 2015 statement,” *Systematic Reviews*, vol. 4, no. 1, p. 1, 2015, ISSN: 2046-4053. DOI: 10.1186/2046-4053-4-1. [Online]. Available: <https://doi.org/10.1186/2046-4053-4-1>.
- [13] M. Jha and N. Gaur, “Life cycle of medical oxygen from production to consumption,” eng, *Journal of family medicine and primary care*, vol. 11, pp. 1231–1236, 4 Apr. 2022.
- [14] A. Krishnan, A. Hiren, V. Krishnan, and P. Harikrishnan, “Oxygen sources and devices—critical for patients survival in covid-19,” English, *Trends in Biomaterials and Artificial Organs*, vol. 35, no. 2, pp. 115+, 2021, ISSN: 09711198.
- [15] H. Willian, “Improvements relating to the progressive refrigeration of gases,” GB189510165A, 1896.
- [16] L. Carl, “Process of producing low temperatures, the liquefaction of gases, and the separation of the constituents of gaseous mixtures,” US727650A, 1903.
- [17] S. McAllister *et al.*, “Cost analysis and critical success factors of the use of oxygen concentrators versus cylinders in sub-divisional hospitals in fiji,” *BMC Health Services Research*, vol. 21, no. 1, p. 636, 2021, ISSN: 1472-6963. DOI: 10.1186/s12913-021-06687-8. [Online]. Available: <https://doi.org/10.1186/s12913-021-06687-8>.
- [18] B. Bradley, S. Qu, D. Peel, S. Howie, and Y.-L. Cheng, “Storing oxygen or storing energy? a cost-effectiveness model for comparing appropriate medical oxygen supply systems in low-resource health facilities with intermittent power,” in *7th International Conference on Appropriate Healthcare Technologies for Developing Countries*, 2012, pp. 1–6. DOI: 10.1049/cp.2012.1456.
- [19] B. Bradley, S. Qu, Y.-L. Cheng, D. Peel, and S. Howie, “Options for medical oxygen technology systems in low-resource settings: A framework for comparison,” in *2012 IEEE Global Humanitarian Technology Conference*, 2012, pp. 356–362. DOI: 10.1109/GHTC.2012.53.

- [20] H. Ding, Q. Hu, Y. Ge, Q. Wu, X. Dou, and Y. Li, “Economic operation of integrated energy systems considering combined production of hydrogen and medical oxygen,” *IET Renewable Power Generation*, vol. 14, no. 17, pp. 3309–3316, 2020. DOI: <https://doi.org/10.1049/iet-rpg.2020.0331>. eprint: <https://ietresearch.onlinelibrary.wiley.com/doi/pdf/10.1049/iet-rpg.2020.0331>. [Online]. Available: <https://ietresearch.onlinelibrary.wiley.com/doi/abs/10.1049/iet-rpg.2020.0331>.
- [21] Y. Chen *et al.*, “Design and engineering application of medical oxygen supply system in novel coronavirus pneumonia treatment hospital,” *Journal of Building Engineering*, vol. 44, p. 103170, 2021, ISSN: 2352-7102. DOI: <https://doi.org/10.1016/j.jobe.2021.103170>. [Online]. Available: <https://www.sciencedirect.com/science/article/pii/S2352710221010287>.
- [22] C. Little, M. Merritt, and A. Wentworth, “Improvised oxygen supply system for pandemic and disaster use,” *Prehospital and Disaster Medicine*, vol. 24, no. S1, s92–s92, 2009. DOI: 10.1017/S1049023X00055242.
- [23] B. D. Bradley, S. R. C. Howie, T. C. Y. Chan, and Y.-L. Cheng, “Estimating oxygen needs for childhood pneumonia in developing country health systems: A new model for expecting the unexpected,” *PLOS ONE*, vol. 9, no. 2, pp. 1–8, Feb. 2014. DOI: 10.1371/journal.pone.0089872. [Online]. Available: <https://doi.org/10.1371/journal.pone.0089872>.
- [24] X. Shen, L. Ou, and X. Tan, “Applications of grey prediction model for quantity prediction of medical supplies: A case study,” in *Proceedings of 2013 IEEE International Conference on Grey systems and Intelligent Services (GSIS)*, 2013, pp. 173–176. DOI: 10.1109/GSIS.2013.6714772.
- [25] A. M. Ghaithan, I. Alarfaj, A. Mohammed, and O. Qasim, “A neural network-based model for estimating the delivery time of oxygen gas cylinders during covid-19 pandemic,” *Neural Computing and Applications*, vol. 34, no. 13, pp. 11213–11231, 2022, ISSN: 1433-3058. DOI: 10.1007/s00521-022-07037-3. [Online]. Available: <https://doi.org/10.1007/s00521-022-07037-3>.
- [26] S. Saadatmand, K. Salimifard, R. Mohammadi, M. Marzban, and A. Naghibzadeh-Tahami, “Predicting the necessity of oxygen therapy in the early stage of covid-19 using machine learning,” *Medical & Biological Engineering & Computing*, vol. 60, no. 4, pp. 957–968, 2022, ISSN: 1741-0444. DOI: 10.1007/s11517-022-02519-x. [Online]. Available: <https://doi.org/10.1007/s11517-022-02519-x>.
- [27] F. Kamoun, M. E. Barachi, A. Hachani, F. Belqasmi, A. B. Said, and I. Amri, “A geolocation-aware mobile crowdsourcing solution for the emergency supply of oxygen cylinders,” *Procedia Computer Science*, vol. 170, pp. 153–160, 2020, The 11th International Conference on Ambient Systems, Networks and Technologies (ANT) / The 3rd International Conference on Emerging Data and Industry 4.0 (EDI40) / Affiliated Workshops, ISSN: 1877-0509. DOI: <https://doi.org/10.1016/j.procs.2020.03.020>. [Online]. Available: <https://www.sciencedirect.com/science/article/pii/S187705092030449X>.

- [28] V. Carchiolo *et al.*, “An efficient real-time monitoring to manage home-based oxygen therapy,” in *Trends and Advances in Information Systems and Technologies*, Á. Rocha, H. Adeli, L. P. Reis, and S. Costanzo, Eds., Cham: Springer International Publishing, 2018, pp. 741–749, ISBN: 978-3-319-77703-0.
- [29] A. Shaban, A. Abdelwahed, G. Di Gravio, I. H. Afefy, and R. Patriarca, “A systems-theoretic hazard analysis for safety-critical medical gas pipeline and oxygen supply systems,” *Journal of Loss Prevention in the Process Industries*, vol. 77, p. 104782, 2022, ISSN: 0950-4230. DOI: <https://doi.org/10.1016/j.jlp.2022.104782>. [Online]. Available: <https://www.sciencedirect.com/science/article/pii/S0950423022000596>.
- [30] L. Liu, S. Liu, and Y. Xu, “Cwam: Analysis and research on operation state of medical gas system based on convolution,” in *The 10th International Conference on Computer Engineering and Networks*, Q. Liu, X. Liu, T. Shen, and X. Qiu, Eds., Singapore: Springer Singapore, 2021, pp. 1702–1709, ISBN: 978-981-15-8462-6.
- [31] L. A. Deleris, G. L. Yeo, A. Seiver, and M. E. Paté-Cornell, “Engineering risk analysis of a hospital oxygen supply system,” *Medical Decision Making*, vol. 26, no. 2, pp. 162–172, 2006, PMID: 16525170. DOI: 10.1177/0272989X06286477. eprint: <https://doi.org/10.1177/0272989X06286477>. [Online]. Available: <https://doi.org/10.1177/0272989X06286477>.
- [32] L. B. Davis, M. A. Saxen, J. E. Jones, J. D. McGlothlin, J. F. Yepes, and B. J. Sanders, “The Effects of Different Levels of Ambient Oxygen in an Oxygen-Enriched Surgical Environment and Production of Surgical Fires,” *Anesthesia Progress*, vol. 65, no. 1, pp. 3–8, Mar. 2018, ISSN: 0003-3006. DOI: 10.2344/anpr-64-04-12. eprint: <https://meridian.allenpress.com/anesthesia-progress/article-pdf/65/1/3/2103148/anpr-64-04-12.pdf>. [Online]. Available: <https://doi.org/10.2344/anpr-64-04-12>.
- [33] C. Flavell-While, *Carl von linde and william hampson – cool inventions*, Sep. 2010. [Online]. Available: <https://www.thechemicalengineer.com/features/cewctw-carl-von-linde-and-william-hampson-cool-inventions/>.
- [34] M. Pan, H. M. Omar, and S. Rohani, “Application of nanosize zeolite molecular sieves for medical oxygen concentration,” *Nanomaterials*, vol. 7, no. 8, 2017, ISSN: 2079-4991. DOI: 10.3390/nano7080195. [Online]. Available: <https://www.mdpi.com/2079-4991/7/8/195>.
- [35] V. R. Rao, S. Farooq, and W. B. Krantz, “Design of a two-step pulsed pressure-swing adsorption-based oxygen concentrator,” *AIChE Journal*, vol. 56, no. 2, pp. 354–370, 2010. DOI: <https://doi.org/10.1002/aic.11953>. eprint: <https://aiche.onlinelibrary.wiley.com/doi/pdf/10.1002/aic.11953>. [Online]. Available: <https://aiche.onlinelibrary.wiley.com/doi/abs/10.1002/aic.11953>.
- [36] S. Qadir *et al.*, “Experimental and numerical analysis on the enhanced separation performance of a medical oxygen concentrator through two-bed rapid pressure swing adsorption,” *Industrial & Engineering Chemistry Research*, vol. 60, no. 16, pp. 5903–5913, 2021. DOI: 10.1021/acs.iecr.1c00420. eprint: <https://doi.org/10.1021/acs.iecr.1c00420>. [Online]. Available: <https://doi.org/10.1021/acs.iecr.1c00420>.

- [37] R. R. Vemula, M. D. Urich, and M. V. Kothare, “Experimental design of a “snap-on” and standalone single-bed oxygen concentrator for medical applications,” *Adsorption*, vol. 27, no. 4, pp. 619–628, 2021, ISSN: 1572-8757. DOI: [10.1007/s10450-021-00299-8](https://doi.org/10.1007/s10450-021-00299-8). [Online]. Available: <https://doi.org/10.1007/s10450-021-00299-8>.
- [38] X. Zhu and X. Wang, “Experimental study of a rotary valve multi-bed rapid cycle pressure swing adsorption process based medical oxygen concentrator,” *Adsorption*, vol. 26, no. 8, pp. 1267–1274, 2020, ISSN: 1572-8757. DOI: [10.1007/s10450-020-00240-5](https://doi.org/10.1007/s10450-020-00240-5). [Online]. Available: <https://doi.org/10.1007/s10450-020-00240-5>.
- [39] V. R. Rao, M. V. Kothare, and S. Sircar, “Novel design and performance of a medical oxygen concentrator using a rapid pressure swing adsorption concept,” *AIChE Journal*, vol. 60, no. 9, pp. 3330–3335, 2014. DOI: <https://doi.org/10.1002/aic.14518>. eprint: <https://aiche.onlinelibrary.wiley.com/doi/pdf/10.1002/aic.14518>. [Online]. Available: <https://aiche.onlinelibrary.wiley.com/doi/abs/10.1002/aic.14518>.
- [40] T. Tian *et al.*, “Simulation and experiment of six-bed psa process for air separation with rotating distribution valve,” *Chinese Journal of Chemical Engineering*, vol. 42, pp. 329–337, 2022, ISSN: 1004-9541. DOI: <https://doi.org/10.1016/j.cjche.2021.03.027>. [Online]. Available: <https://www.sciencedirect.com/science/article/pii/S1004954121001853>.
- [41] X. Zhu, Y. Liu, X. Yang, and W. Liu, “Study of a novel rapid vacuum pressure swing adsorption process with intermediate gas pressurization for producing oxygen,” *Adsorption*, vol. 23, no. 1, pp. 175–184, 2017, ISSN: 1572-8757. DOI: [10.1007/s10450-016-9843-4](https://doi.org/10.1007/s10450-016-9843-4). [Online]. Available: <https://doi.org/10.1007/s10450-016-9843-4>.
- [42] M. D. Urich, R. R. Vemula, and M. V. Kothare, “Multivariable model predictive control of a novel rapid pressure swing adsorption system,” *AIChE Journal*, vol. 64, no. 4, pp. 1234–1245, 2018. DOI: <https://doi.org/10.1002/aic.16011>. eprint: <https://aiche.onlinelibrary.wiley.com/doi/pdf/10.1002/aic.16011>. [Online]. Available: <https://aiche.onlinelibrary.wiley.com/doi/abs/10.1002/aic.16011>.
- [43] C. A. Ma and W. G. Yu, “An electrochemical device for oxygen production avoiding the generation of hydrogen,” *Journal of Applied Electrochemistry*, vol. 26, no. 8, pp. 881–885, Aug. 1996. DOI: [10.1007/bf00683751](https://doi.org/10.1007/bf00683751).
- [44] S. Giddey, F. Ciacchi, and S. Badwal, “High purity oxygen production with a polymer electrolyte membrane electrolyser,” *Journal of Membrane Science*, vol. 346, no. 1, pp. 227–232, 2010, ISSN: 0376-7388. DOI: <https://doi.org/10.1016/j.memsci.2009.09.042>. [Online]. Available: <https://www.sciencedirect.com/science/article/pii/S0376738809006991>.
- [45] J. Dingley, D. Williams, P. Douglas, M. Douglas, and J. O. Douglas, “The development and evaluation of a non-pressurised, chemical oxygen reaction generation vessel and breathing system providing emergency oxygen for an extended duration,” *Anaesthesia*, vol. 71, no. 12, pp. 1464–1470, 2016. DOI: <https://doi.org/10.1111/anae.13595>. eprint: <https://associationofanaesthetists-publications.onlinelibrary.wiley.com/doi/pdf/10.>

- 1111/anae.13595. [Online]. Available: <https://associationofanaesthetists-publications.onlinelibrary.wiley.com/doi/abs/10.1111/anae.13595>.
- [46] Air Products, *Safetygram 6: Liquid oxygen*, 2015. [Online]. Available: <https://www.airproducts.com/-/media/airproducts/files/en/900/900-13-078-us-liquid-oxygen-safetygram-6.pdf>.
- [47] R. P. Rassool, B. A. Sobott, D. J. Peake, B. S. Mutetire, P. P. Moschovis, and J. F. Black, “A low-pressure oxygen storage system for oxygen supply in low-resource settings,” *Respiratory Care*, vol. 62, no. 12, pp. 1582–1587, 2017, ISSN: 0020-1324. DOI: 10.4187/respcare.05532. eprint: <https://rc.rcjournal.com/content/62/12/1582.full.pdf>. [Online]. Available: <https://rc.rcjournal.com/content/62/12/1582>.
- [48] D. Peake *et al.*, “Technical results from a trial of the freo2 low-pressure oxygen storage system, mbarara regional referral hospital, uganda,” *PLOS ONE*, vol. 16, no. 3, pp. 1–9, Mar. 2021. DOI: 10.1371/journal.pone.0248101. [Online]. Available: <https://doi.org/10.1371/journal.pone.0248101>.
- [49] J. B. DeCoste *et al.*, “Metal–organic frameworks for oxygen storage,” *Angewandte Chemie International Edition*, vol. 53, no. 51, pp. 14 092–14 095, 2014. DOI: <https://doi.org/10.1002/anie.201408464>. eprint: <https://onlinelibrary.wiley.com/doi/pdf/10.1002/anie.201408464>. [Online]. Available: <https://onlinelibrary.wiley.com/doi/abs/10.1002/anie.201408464>.
- [50] B. Bradley, Y.-L. Cheng, D. Peel, S. Mullally, and S. Howie, “Assessment of power availability and development of a low-cost battery-powered medical oxygen delivery system: For use in low-resource health facilities in developing countries,” in *2011 IEEE Global Humanitarian Technology Conference*, 2011, pp. 148–153. DOI: 10.1109/GHTC.2011.25.
- [51] B. Frey, P. J. McQuillan, F. Shann, and N. Freezer, “Nasopharyngeal oxygen therapy produces positive end-expiratory pressure in infants,” *European Journal of Pediatrics*, vol. 160, no. 9, pp. 556–560, 2001, ISSN: 1432-1076. DOI: 10.1007/s004310100798. [Online]. Available: <https://doi.org/10.1007/s004310100798>.
- [52] K. Abi Karam *et al.*, “Development of a new aerosol barrier mask for mitigation of spread of sars-cov-2 and other infectious pathogens,” *Respiratory Medicine*, vol. 181, p. 106 381, 2021, ISSN: 0954-6111. DOI: <https://doi.org/10.1016/j.rmed.2021.106381>. [Online]. Available: <https://www.sciencedirect.com/science/article/pii/S0954611121000871>.
- [53] E. Servera, M. Pérez, J. Marín, P. Vergara, and R. Castaño, “Noninvasive nasal mask ventilation beyond the icu for an exacerbation of chronic respiratory insufficiency,” *eng, Chest*, vol. 108, pp. 1572–6, 6 Dec. 1995.
- [54] Design and Development Team, “Svasta, prana and vau: Three novel ventilators from space community,” vol. 5, no. 2, pp. 355–364, 2020, ISSN: 2662-5423. DOI: 10.1007/s41403-020-00149-z. [Online]. Available: <https://doi.org/10.1007/s41403-020-00149-z>.

- [55] M. B. Dobson, "Use of jet mixing devices with an oxygen concentrator.," *Thorax*, vol. 47, no. 12, pp. 1060–1062, 1992, ISSN: 0040-6376. DOI: 10.1136/thx.47.12.1060. eprint: <https://thorax.bmj.com/content/47/12/1060.full.pdf>. [Online]. Available: <https://thorax.bmj.com/content/47/12/1060>.
- [56] M. Cavaglià *et al.*, "Noninvasive mechanical ventilation in the covid-19 era: Proposal for a continuous positive airway pressure closed-loop circuit minimizing air contamination, oxygen consumption, and noise," *Artificial Organs*, vol. 45, no. 7, pp. 754–761, 2021. DOI: <https://doi.org/10.1111/aor.13888>. eprint: <https://onlinelibrary.wiley.com/doi/pdf/10.1111/aor.13888>. [Online]. Available: <https://onlinelibrary.wiley.com/doi/abs/10.1111/aor.13888>.
- [57] H. Zheng, J. Zhu, W. Xie, and J. Zhong, "Reinforcement learning assisted oxygen therapy for covid-19 patients under intensive care," *BMC Medical Informatics and Decision Making*, vol. 21, no. 1, p. 350, 2021, ISSN: 1472-6947. DOI: 10.1186/s12911-021-01712-6. [Online]. Available: <https://doi.org/10.1186/s12911-021-01712-6>.
- [58] H. Muhammad, D. Carpanen, and A. Hassani, "A low pressure alarm device for medical oxygen cylinders: A description of a prototype," in *7th International Conference on Appropriate Healthcare Technologies for Developing Countries*, 2012, pp. 1–4. DOI: 10.1049/cp.2012.1494.
- [59] D. Mazumder, "A novel approach to iot based health status monitoring of covid-19 patient," in *2021 International Conference on Science & Contemporary Technologies (ICSCT)*, 2021, pp. 1–4. DOI: 10.1109/ICSCT53883.2021.9642608.
- [60] T. Gunasekar, J. Karthikeyan, G. Manivannan, M. S. K. Saran, and K. R. Gokul, "Iot based patient safety monitoring system in hospitals," in *2022 2nd International Conference on Power Electronics & IoT Applications in Renewable Energy and its Control (PARC)*, 2022, pp. 1–4. DOI: 10.1109/PARC52418.2022.9726617.
- [61] U. S. FDA, *Pulse oximeter accuracy and limitations: Fda safety communication*, Feb. 2021. [Online]. Available: <https://www.fda.gov/medical-devices/safety-communications/pulse-oximeter-accuracy-and-limitations-fda-safety-communication>.
- [62] UNICEF, *Oxygen system planning tool*. [Online]. Available: <https://www.unicef.org/innovation/oxygen-system-planning-tool>.
- [63] UNICEF, *Sprint*. [Online]. Available: <https://www.unicef.org/innovation/productinnovation/SPRINT>.
- [64] National Health Commission & National Administration of Traditional Chinese Medicine, "Diagnosis and treatment protocol for novel coronavirus pneumonia (trial version 7)," *Chinese Medical Journal*, vol. 133, pp. 1087–1095, 9 2020. DOI: <https://doi.org/10.1097/CM9.0000000000000819>.

- [65] M. El Barachi, F. Kamoun, A. Hachani, F. Belqasmi, A. Ben Said, and I. Amri, "A location-based ubiquitous crowdsourcing approach for the emergency supply of oxygen cylinders," *Personal and Ubiquitous Computing*, vol. 25, no. 1, pp. 109–120, 2021, ISSN: 1617-4917. DOI: 10.1007/s00779-020-01469-1. [Online]. Available: <https://doi.org/10.1007/s00779-020-01469-1>.
- [66] S. Tesch, T. Morosuk, and G. Tsatsaronis, "Comparative evaluation of cryogenic air separation units from the exergetic and economic points of view," in *Low-temperature Technologies*, T. Morosuk and M. Sultan, Eds., Rijeka: IntechOpen, 2019, ch. 9. DOI: 10.5772/intechopen.85765. [Online]. Available: <https://doi.org/10.5772/intechopen.85765>.
- [67] C. W. Skarstrom, "Method and apparatus for fractionating gaseous mixtures by adsorption," US-2944627-A, 1960.
- [68] P. Ge, Q. Hu, Q. Wu, X. Dou, Z. Wu, and Y. Ding, "Increasing operational flexibility of integrated energy systems by introducing power to hydrogen," *IET Renewable Power Generation*, vol. 14, no. 3, pp. 372–380, 2020. DOI: <https://doi.org/10.1049/iet-rpg.2019.0663>. eprint: <https://ietresearch.onlinelibrary.wiley.com/doi/pdf/10.1049/iet-rpg.2019.0663>. [Online]. Available: <https://ietresearch.onlinelibrary.wiley.com/doi/abs/10.1049/iet-rpg.2019.0663>.
- [69] World Health Organization, *Oxygen therapy for children*, 2016. [Online]. Available: <https://www.who.int/publications/i/item/9789241549554>.
- [70] *What is a ventilator and when is it needed?* [Online]. Available: <https://www.healthline.com/health/ventilator>.
- [71] J. M. Walter, T. C. Corbridge, and B. D. Singer, "Invasive mechanical ventilation," eng, *Southern medical journal*, vol. 111, pp. 746–753, 12 Dec. 2018.
- [72] A. Jubran, "Pulse oximetry," *Critical Care*, vol. 3, no. 2, R11, 1999, ISSN: 1364-8535. DOI: 10.1186/cc341. [Online]. Available: <https://doi.org/10.1186/cc341>.
- [73] *Who director-general's opening remarks at the media briefing on covid-19 - 11 march 2020*, Mar. 2020. [Online]. Available: <https://www.who.int/director-general/speeches/detail/who-director-general-s-opening-remarks-at-the-media-briefing-on-covid-19---11-march-2020>.
- [74] J. Al-Jaroodi, N. Mohamed, and E. Abukhousa, "Health 4.0: On the way to realizing the healthcare of the future," *IEEE Access*, vol. 8, pp. 211 189–211 210, 2020. DOI: 10.1109/ACCESS.2020.3038858.