





















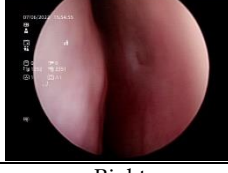























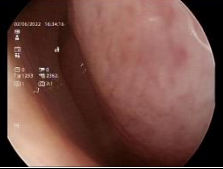



























Supplemental Data S2




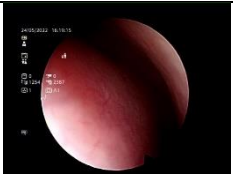










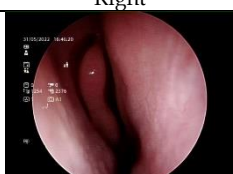








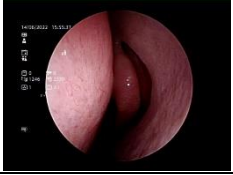












Nasal sinuscopy images of participants in the COVITRAP™ and placebo groups on days 0, 7, and 14















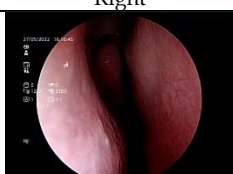
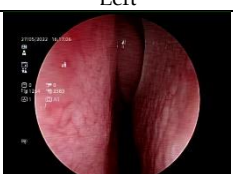









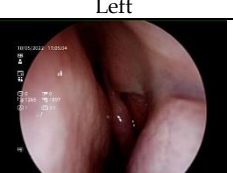










Nasal sinuscopy images are displayed in random order of participants.



















COVITRAP™ group (n = 27)

C1	Nostril		C2	Nostril	
	Right	Left		Right	Left
Day 0			Day 0		
Day 7			Day 7		
Day 14			Day 14		
C3	Right	Left	C4	Right	Left
Day 0			Day 0		
Day 7			Day 7		
Day 14			Day 14		
C5	Right	Left	C6	Right	Left
Day 0			Day 0		
Day 7			Day 7		
Day 14			Day 14		























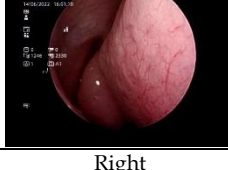













	Nostril			Nostril	
	Right	Left		Right	Left
C7			C8		
Day 0			Day 0		
Day 7			Day 7		
Day 14			Day 14		
C9			C10		
Day 0			Day 0		
Day 7			Day 7		
Day 14			Day 14		
C11			C12		
Day 0			Day 0		
Day 7			Day 7		
Day 14			Day 14		

















	Nostril			Nostril	
	Right	Left		Right	Left
C13			C14		
Day 0			Day 0		
Day 7			Day 7		
Day 14			Day 14		
C15			C16		
Day 0			Day 0		
Day 7			Day 7		
Day 14			Day 14		
C17			C18		
Day 0			Day 0		
Day 7			Day 7		
Day 14			Day 14		

	Nostril			Nostril	
	Right	Left		Right	Left
C19			C20		
Day 0			Day 0		
Day 7			Day 7		
Day 14			Day 14		
C21			C22		
Day 0			Day 0		
Day 7			Day 7		
Day 14			Day 14		
C23			C24		
Day 0			Day 0		
Day 7			Day 7		
Day 14			Day 14		

	Nostril			Nostril	
	Right	Left		Right	Left
C25			C26		
Day 0			Day 0		
Day 7			Day 7		
Day 14			Day 14		
C27	Right	Left			
Day 0					
Day 7					
Day 14					

Placebo group (n = 9)

	Nostril			Nostril	
	Right	Left		Right	Left
P1			P2		
Day 0			Day 0		
Day 7			Day 7		
Day 14			Day 14		
P3			P4		
Day 0			Day 0		
Day 7			Day 7		
Day 14			Day 14		
P5			P6		
Day 0			Day 0		
Day 7			Day 7		
Day 14			Day 14		

	Nostril			Nostril	
P7	Right	Left	P8	Right	Left
Day 0			Day 0		
Day 7			Day 7		
Day 14			Day 14		
P9	Right	Left			
Day 0					
Day 7					
Day 14	