

Supplementary Table S1. Median and interquartile range of concentrations for the 250 metabolites quantified by nuclear magnetic resonance.

Metabolites	ALL (N = 1250)
Total-C (mmol/l)	5.074 [4.451,5.719]
Non-HDL-C (mmol/l)	3.525 [2.959,4.147]
Remnant-C (mmol/l)	1.571 [1.307,1.886]
VLDL-C (mmol/l)	0.647 [0.498,0.816]
Clinical-LDL-C (mmol/l)	2.841 [2.357,3.358]
LDL-C (mmol/l)	1.943 [1.638,2.263]
HDL-C (mmol/l)	1.491 [1.295,1.726]
Total Triglycerides (mmol/l)	1.002 [0.778,1.383]
VLDL-TG (mmol/l)	0.637 [0.458,0.966]
LDL-TG (mmol/l)	0.140 [0.120,0.166]
HDL-TG (mmol/l)	0.117 [0.095,0.146]
Total-PL (mmol/l)	3.101 [2.804,3.396]
VLDL-PL (mmol/l)	0.399 [0.299,0.529]
LDL-PL (mmol/l)	0.663 [0.571,0.769]
HDL-PL (mmol/l)	1.660 [1.479,1.888]
Total-CE (mmol/l)	3.711 [3.281,4.173]
VLDL-CE (mmol/l)	0.397 [0.311,0.496]
LDL-CE (mmol/l)	1.414 [1.192,1.651]
HDL-CE (mmol/l)	1.164 [1.012,1.349]
Total-FC (mmol/l)	1.354 [1.175,1.541]
VLDL-FC (mmol/l)	0.249 [0.186,0.326]
LDL-FC (mmol/l)	0.527 [0.451,0.611]
HDL-FC (mmol/l)	0.329 [0.283,0.382]
Total-L (mmol/l)	9.254 [8.223,10.40]
VLDL-L (mmol/l)	1.705 [1.279,2.323]
LDL-L (mmol/l)	2.751 [2.349,3.193]
HDL-L (mmol/l)	3.279 [2.885,3.742]
Total-P (mmol/l)	0.018 [0.017,0.020]
VLDL-P (mmol/l)	<0.001 [<0.0001,0.0001]
LDL-P (mmol/l)	0.001 [0.001,0.001]
HDL-P (mmol/l)	0.016 [0.015,0.018]
VLDL particle size (nm)	38.018 [37.236,38.937]
LDL particle size (nm)	23.978 [23.906,24.030]
HDL particle size (nm)	9.704 [9.569,9.868]
Phosphoglycerides (mmol/l)	2.449 [2.202,2.691]
TG/PG (ratio)	0.413 [0.323,0.554]
Total cholines (mmol/l)	2.786 [2.523,3.036]
Phosphatidylcholines (mmol/l)	2.276 [2.031,2.510]
Sphingomyelins (mmol/l)	0.493 [0.448,0.537]
ApoB (g/l)	0.881 [0.750,1.034]
ApoA1 (g/l)	1.553 [1.413,1.719]
ApoB/ApoA1 (ratio)	0.561 [0.463,0.678]
Total fatty acids (mmol/l)	12.046 [10.711,13.697]
Unsaturation (degree)	1.345 [1.312,1.376]
Omega-3 (mmol/l)	0.396 [0.303,0.499]
Omega-6 (mmol/l)	4.783 [4.325,5.298]
PUFA (mmol/l)	5.201 [4.686,5.745]
MUFA (mmol/l)	2.762 [2.385,3.288]
SFA (mmol/l)	4.040 [3.559,4.611]
LA (mmol/l)	3.793 [3.360,4.330]
DHA (mmol/l)	0.206 [0.175,0.242]

Omega-3 (%)	3.227 [2.678,3.892]
Omega-6 (%)	40.124 [38.422,41.435]
PUFA (%)	43.397 [41.876,44.557]
MUFA (%)	23.046 [21.892,24.488]
SFA (%)	33.577 [32.750,34.428]
LA (%)	31.844 [30.145,33.427]
DHA (%)	1.732 [1.482,1.982]
PUFA/MUFA (ratio)	1.884 [1.717,2.030]
Omega-6/Omega-3 (ratio)	12.335 [10.025,15.157]
Alanine (mmol/l)	0.329 [0.287,0.379]
Glutamine (mmol/l)	0.607 [0.559,0.661]
Glycine (mmol/l)	0.237 [0.207,0.279]
Histidine (mmol/l)	0.076 [0.069,0.083]
Total BCAA (mmol/l)	0.375 [0.326,0.433]
Isoleucine (mmol/l)	0.047 [0.038,0.057]
Leucine (mmol/l)	0.109 [0.093,0.127]
Valine (mmol/l)	0.219 [0.193,0.249]
Phenylalanine (mmol/l)	0.066 [0.059,0.074]
Tyrosine (mmol/l)	0.059 [0.052,0.067]
Glucose (mmol/l)	4.414 [4.048,4.782]
Lactate (mmol/l)	2.308 [1.934,2.774]
Pyruvate (mmol/l)	0.025 [0.016,0.038]
Citrate (mmol/l)	0.059 [0.053,0.067]
Glycerol (mmol/l)	0.094 [0.078,0.118]
3-Hydroxybohbutyrate (mmol/l)	0.038 [0.022,0.076]
Acetate (mmol/l)	0.020 [0.014,0.027]
Acetoacetate (mmol/l)	0.020 [0.014,0.034]
Acetone (mmol/l)	0.016 [0.014,0.020]
Creatinine(μmol/l)	65.091 [57.596,74.614]
Albumin (g/l)	42.486 [40.531,44.850]
Glycoprotein acetyls (mmol/l)	0.774 [0.701,0.848]
XXL-VLDL-P (mmol/l)	<0.0001 [<0.0001,<0.0001]
XXL-VLDL-L (mmol/l)	0.051 [0.014,0.157]
XXL-VLDL-PL (mmol/l)	0.006 [0,0.023]
XXL-VLDL-C (mmol/l)	0.021 [0.007,0.047]
XXL-VLDL-CE (mmol/l)	0.014 [0.005,0.029]
XXL-VLDL-FC (mmol/l)	0.007 [0.002,0.018]
XXL-VLDL-TG (mmol/l)	0.025 [0.006,0.089]
XL-VLDL-P (mmol/l)	<0.0001 [<0.0001,<0.0001]
XL-VLDL-L (mmol/l)	0.124 [0.068,0.213]
XL-VLDL-PL (mmol/l)	0.022 [0.011,0.039]
XL-VLDL-C (mmol/l)	0.039 [0.024,0.060]
XL-VLDL-CE (mmol/l)	0.025 [0.016,0.036]
XL-VLDL-FC (mmol/l)	0.014 [0.008,0.024]
XL-VLDL-TG (mmol/l)	0.063 [0.032,0.114]
L-VLDL-P (mmol/l)	<0.0001 [<0.0001,<0.0001]
L-VLDL-L (mmol/l)	0.245 [0.159,0.375]
L-VLDL-PL (mmol/l)	0.046 [0.027,0.076]
L-VLDL-C (mmol/l)	0.074 [0.047,0.111]
L-VLDL-CE (mmol/l)	0.040 [0.026,0.059]
L-VLDL-FC (mmol/l)	0.034 [0.021,0.052]
L-VLDL-TG (mmol/l)	0.126 [0.084,0.194]
M-VLDL-P (mmol/l)	<0.0001 [<0.0001,<0.0001]
M-VLDL-L (mmol/l)	0.541 [0.411,0.703]
M-VLDL-PL (mmol/l)	0.125 [0.093,0.159]
M-VLDL-C (mmol/l)	0.172 [0.131,0.221]

M-VLDL-CE (mmol/l)	0.096 [0.072,0.123]
M-VLDL-FC (mmol/l)	0.077 [0.057,0.097]
M-VLDL-TG (mmol/l)	0.235 [0.177,0.324]
S-VLDL-P (mmol/l)	<0.0001 [<0.0001,<0.0001]
S-VLDL-L (mmol/l)	0.370 [0.294,0.470]
S-VLDL-PL (mmol/l)	0.093 [0.074,0.115]
S-VLDL-C (mmol/l)	0.147 [0.115,0.184]
S-VLDL-CE (mmol/l)	0.088 [0.069,0.113]
S-VLDL-FC (mmol/l)	0.058 [0.046,0.072]
S-VLDL-TG (mmol/l)	0.129 [0.099,0.172]
XS-VLDL-P (mmol/l)	<0.001 [<0.001,<0.001]
XS-VLDL-L (mmol/l)	0.340 [0.287,0.403]
XS-VLDL-PL (mmol/l)	0.099 [0.083,0.118]
XS-VLDL-C (mmol/l)	0.179 [0.150,0.215]
XS-VLDL-CE (mmol/l)	0.125 [0.105,0.150]
XS-VLDL-FC (mmol/l)	0.054 [0.045,0.065]
XS-VLDL-TG (mmol/l)	0.061 [0.050,0.075]
IDL-P (mmol/l)	<0.001 [<0.001,<0.001]
IDL-L (mmol/l)	1.335 [1.141,1.532]
IDL-PL (mmol/l)	0.316 [0.270,0.359]
IDL-C (mmol/l)	0.923 [0.782,1.069]
IDL-CE (mmol/l)	0.689 [0.582,0.797]
IDL-FC (mmol/l)	0.235 [0.199,0.270]
IDL-TG (mmol/l)	0.096 [0.082,0.113]
L-LDL-P (mmol/l)	0.001 [0.001,0.001]
L-LDL-L (mmol/l)	1.771 [1.513,2.046]
L-LDL-PL (mmol/l)	0.390 [0.335,0.447]
L-LDL-C (mmol/l)	1.286 [1.087,1.492]
L-LDL-CE (mmol/l)	0.946 [0.801,1.097]
L-LDL-FC (mmol/l)	0.337 [0.288,0.390]
L-LDL-TG (mmol/l)	0.096 [0.082,0.112]
M-LDL-P (mmol/l)	<0.001 [<0.001,<0.001]
M-LDL-L (mmol/l)	0.674 [0.561,0.797]
M-LDL-PL (mmol/l)	0.178 [0.149,0.209]
M-LDL-C (mmol/l)	0.465 [0.383,0.551]
M-LDL-CE (mmol/l)	0.329 [0.268,0.394]
M-LDL-FC (mmol/l)	0.134 [0.113,0.157]
M-LDL-TG (mmol/l)	0.031 [0.026,0.037]
S-LDL-P (mmol/l)	<0.001 [<0.001,<0.001]
S-LDL-L (mmol/l)	0.309 [0.265,0.354]
S-LDL-PL (mmol/l)	0.097 [0.085,0.110]
S-LDL-C (mmol/l)	0.197 [0.167,0.229]
S-LDL-CE (mmol/l)	0.140 [0.119,0.164]
S-LDL-FC (mmol/l)	0.057 [0.049,0.066]
S-LDL-TG (mmol/l)	0.013 [0.011,0.016]
XL-HDL-P (mmol/l)	<0.001 [<0.001,<0.001]
XL-HDL-L (mmol/l)	0.186 [0.143,0.250]
XL-HDL-PL (mmol/l)	0.088 [0.062,0.123]
XL-HDL-C (mmol/l)	0.093 [0.074,0.120]
XL-HDL-CE (mmol/l)	0.068 [0.054,0.090]
XL-HDL-FC (mmol/l)	0.025 [0.021,0.030]
XL-HDL-TG (mmol/l)	0.006 [0.005,0.008]
L-HDL-P (mmol/l)	0.002 [0.001,0.002]
L-HDL-L (mmol/l)	0.773 [0.555,1.049]
L-HDL-PL (mmol/l)	0.380 [0.277,0.510]
L-HDL-C (mmol/l)	0.365 [0.256,0.509]

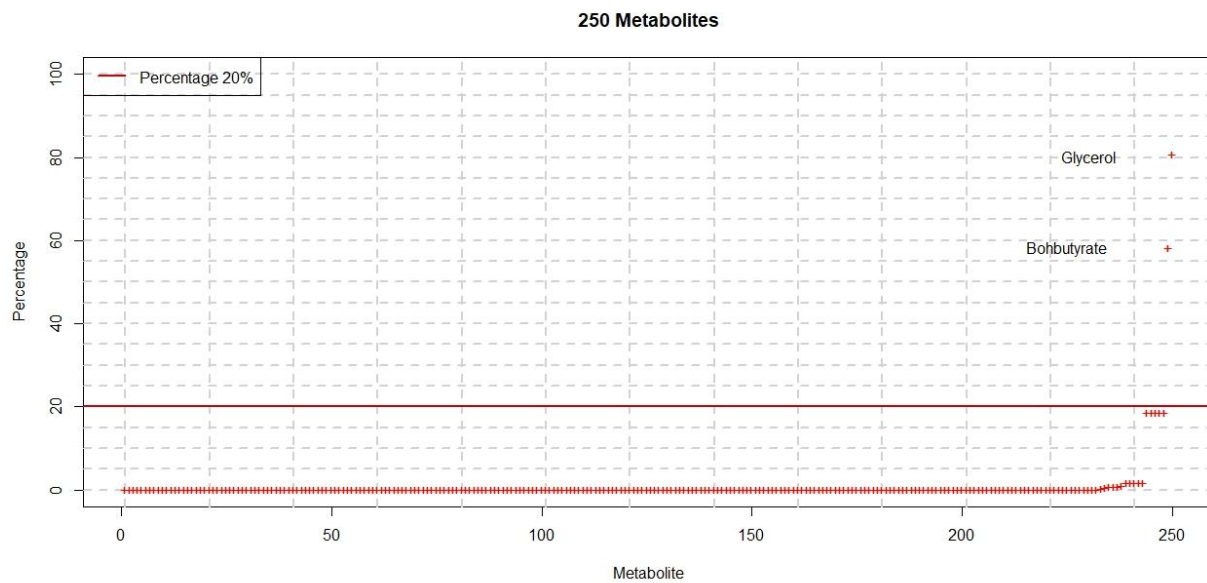
L-HDL-CE (mmol/l)	0.284 [0.198,0.396]
L-HDL-FC (mmol/l)	0.082 [0.058,0.114]
L-HDL-TG (mmol/l)	0.026 [0.019,0.034]
M-HDL-P (mmol/l)	0.004 [0.004,0.005]
M-HDL-L (mmol/l)	1.117 [0.984,1.263]
M-HDL-PL (mmol/l)	0.516 [0.459,0.580]
M-HDL-C (mmol/l)	0.555 [0.481,0.639]
M-HDL-CE (mmol/l)	0.457 [0.397,0.523]
M-HDL-FC (mmol/l)	0.099 [0.084,0.115]
M-HDL-TG (mmol/l)	0.043 [0.034,0.055]
S-HDL-P (mmol/l)	0.010 [0.009,0.011]
S-HDL-L (mmol/l)	1.190 [1.108,1.281]
S-HDL-PL (mmol/l)	0.672 [0.626,0.725]
S-HDL-C (mmol/l)	0.473 [0.439,0.508]
S-HDL-CE (mmol/l)	0.350 [0.323,0.378]
S-HDL-FC (mmol/l)	0.122 [0.114,0.132]
S-HDL-TG (mmol/l)	0.043 [0.034,0.054]
XXL-VLDL-PL (%)	13.274 [8.935,15.3]
XXL-VLDL-C (%)	30.365 [24.622,41.597]
XXL-VLDL-CE (%)	19.025 [14.686,27.758]
XXL-VLDL-FC (%)	11.195 [9.520,13.625]
XXL-VLDL-TG (%)	55.776 [45.988,62.768]
XL-VLDL-PL (%)	17.495 [15.547,18.603]
XL-VLDL-C (%)	30.741 [26.553,36.569]
XL-VLDL-CE (%)	19.602 [15.571,24.523]
XL-VLDL-FC (%)	11.297 [10.468,12.318]
XL-VLDL-TG (%)	52.113 [46.332,56.723]
L-VLDL-PL (%)	18.805 [16.574,20.037]
L-VLDL-C (%)	28.746 [26.193,31.555]
L-VLDL-CE (%)	15.587 [13.458,17.815]
L-VLDL-FC (%)	13.297 [12.538,14.081]
L-VLDL-TG (%)	52.969 [49.459,56.300]
M-VLDL-PL (%)	22.60 [21.585,23.724]
M-VLDL-C (%)	32.317 [28.221,35.810]
M-VLDL-CE (%)	18.332 [15.153,21.008]
M-VLDL-FC (%)	13.914 [12.924,14.919]
M-VLDL-TG (%)	45.142 [40.398,50.252]
S-VLDL-PL (%)	24.862 [23.728,26.131]
S-VLDL-C (%)	39.501 [36.600,42.086]
S-VLDL-CE (%)	23.805 [22.028,25.400]
S-VLDL-FC (%)	15.506 [14.326,16.797]
S-VLDL-TG (%)	35.592 [31.985,39.520]
XS-VLDL-PL (%)	29.019 [28.407,29.530]
XS-VLDL-C (%)	53.054 [50.720,55.272]
XS-VLDL-CE (%)	37.126 [35.073,39.184]
XS-VLDL-FC (%)	15.931 [15.631,16.183]
XS-VLDL-TG (%)	17.960 [16.172,20.088]
IDL-PL (%)	23.695 [23.141,24.142]
IDL-C (%)	69.234 [67.867,70.305]
IDL-CE (%)	51.597 [50.316,52.709]
IDL-FC (%)	17.521 [16.958,18.029]
IDL-TG (%)	7.198 [6.392,8.172]
L-LDL-PL (%)	22.051 [21.708,22.411]
L-LDL-C (%)	72.415 [71.521,73.155]
L-LDL-CE (%)	53.368 [52.531,54.156]
L-LDL-FC (%)	19.083 [18.54,19.608]

L-LDL-TG (%)	5.436 [4.836,6.219]
M-LDL-PL (%)	26.574 [26.088,27.012]
M-LDL-C (%)	68.861 [67.968,69.514]
M-LDL-CE (%)	48.547 [47.226,49.86]
M-LDL-FC (%)	20.272 [19.27,21.117]
M-LDL-TG (%)	4.640 [4.146,5.362]
S-LDL-PL (%)	31.634 [30.766,32.473]
S-LDL-C (%)	64.012 [62.971,64.781]
S-LDL-CE (%)	45.278 [44.318,46.373]
S-LDL-FC (%)	18.689 [17.847,19.269]
S-LDL-TG (%)	4.338 [3.800,5.072]
XL-HDL-PL (%)	46.963 [43.284,49.641]
XL-HDL-C (%)	49.476 [47.468,52.38]
XL-HDL-CE (%)	36.549 [35.414,38.157]
XL-HDL-FC (%)	12.965 [11.703,14.776]
XL-HDL-TG (%)	3.218 [2.475,4.553]
L-HDL-PL (%)	48.89 [48.014,50.099]
L-HDL-C (%)	47.826 [45.881,49.182]
L-HDL-CE (%)	37.264 [35.541,38.436]
L-HDL-FC (%)	10.608 [10.166,10.954]
L-HDL-TG (%)	3.217 [2.490,4.369]
M-HDL-PL (%)	46.203 [45.647,46.776]
M-HDL-C (%)	49.909 [48.400,51.234]
M-HDL-CE (%)	41.068 [39.754,42.236]
M-HDL-FC (%)	8.848 [8.477,9.221]
M-HDL-TG (%)	3.884 [3.025,4.902]
S-HDL-PL (%)	56.611 [55.917,57.351]
S-HDL-C (%)	39.809 [38.687,40.689]
S-HDL-CE (%)	29.531 [28.461,30.414]
S-HDL-FC (%)	10.239 [9.956,10.605]
S-HDL-TG (%)	3.598 [2.958,4.397]

Median [interquartile range].

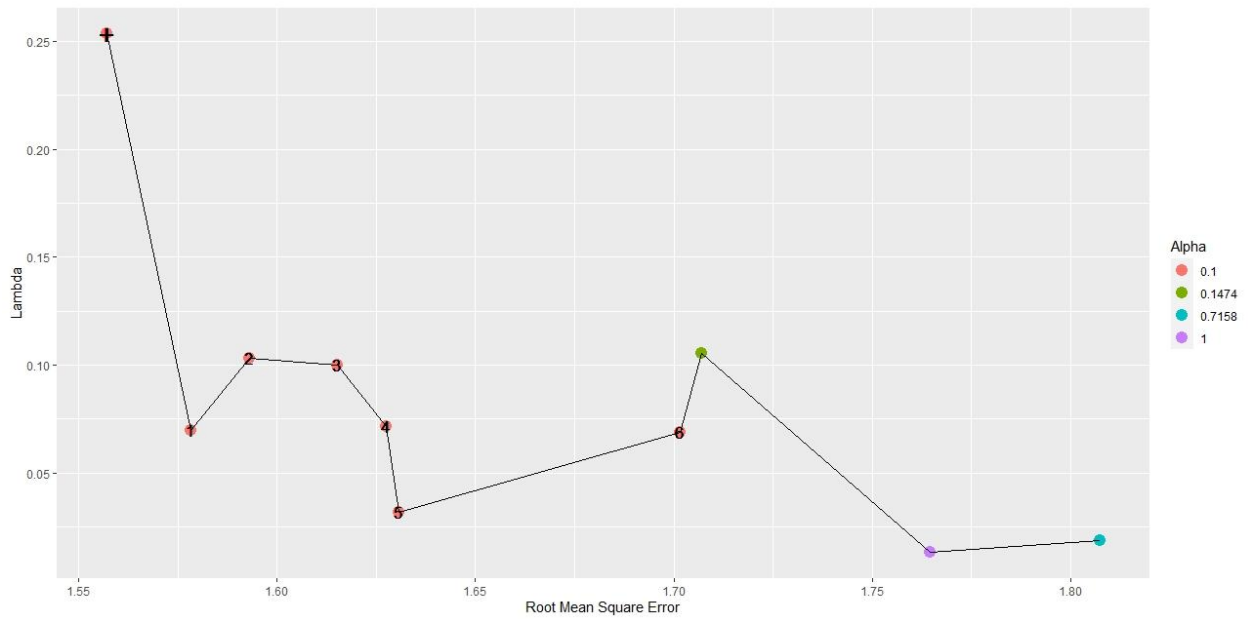
Abbreviations: -C, cholesterol; -TG, triglycerides; -PL, Phospholipids; -CE, Cholesteryl esters; -FC, Free cholesterol; -L, Total lipids; -P, Lipoprotein particle concentrations; XXL-, Chylomicrons and extremely large; XL-, Very large; L-, Large; M-, Medium; S-, Small; XS- Very small; LA, Linoleic Acid; DHA, docosahexaenoic acid; FA, fatty acids; HDL, high-density lipoprotein; IDL, intermediate-density lipoproteins; LDL, low-density lipoprotein; MUFA, monounsaturated fatty acid; PUFA, polyunsaturated fatty acid; SFA, saturated fatty acid; VLDL, very low-density lipoprotein; VHDL, very high-density lipoprotein, %, Percentage.

Supplementary Figure S1. Plot of the 250 metabolites according to the percentage of missingness in 1250 participants.

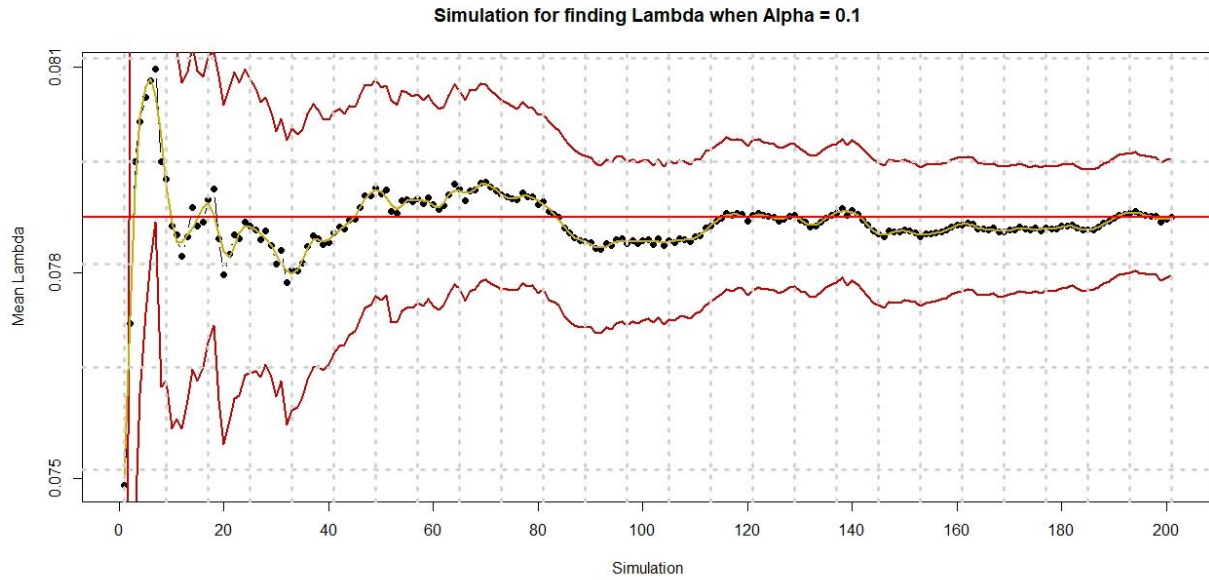


Supplementary Figure S2. Correlation matrix for all the 248 metabolites considered in the analysis. Colors represent directions of the correlation (blue-positive and red-inverse) while the color depth indicates correlation magnitudes (the darker the stronger).

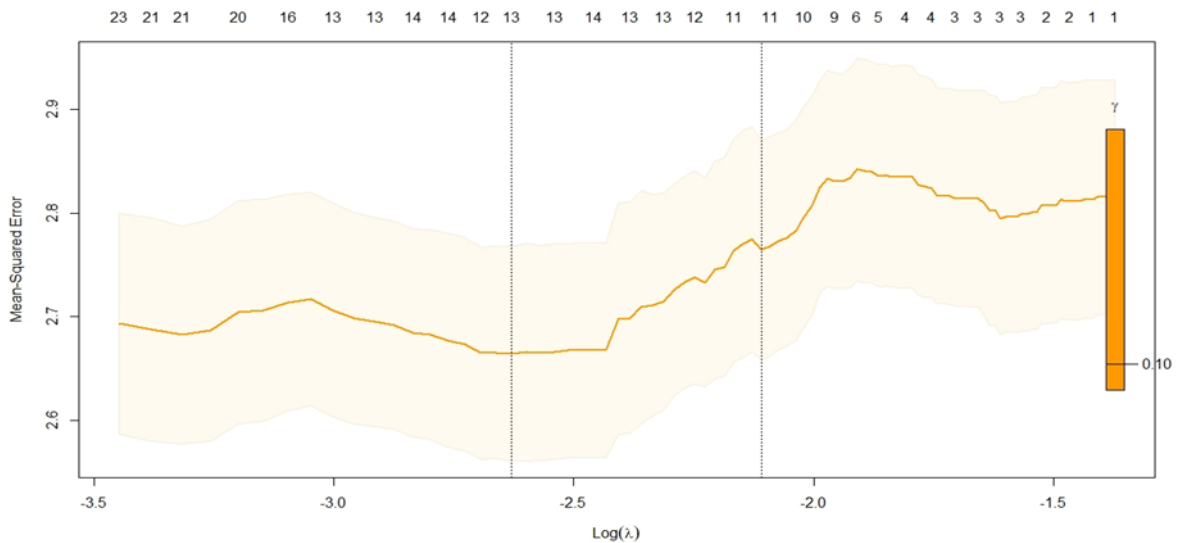
Supplementary Figure S3. Plot of the lambda and Root Mean Square Error for different alpha values after the 10 iterations with the elastic net penalty. The colored dots are the alpha values.



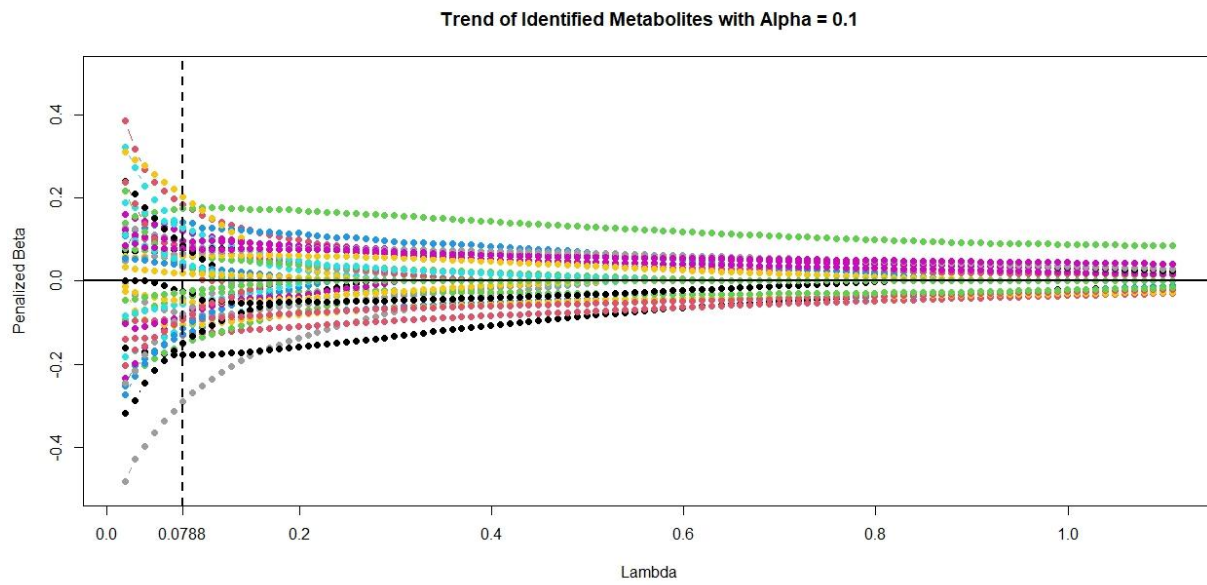
Supplementary Figure S4. Plot of the 200 simulated identified lambda for Alpha = 0.1. As the simulations increase the mean lambda converges to its value 0.0788.



Supplementary Figure S5. Plot of the Mean-Squared Error as functions of $\log(\lambda)$ for the 200 times 10-fold cross-validation regression analyses with the elastic net penalty. The orange line is the mean form the cross-validation and the shaded area represent 95% range confidence interval.



Supplementary Figure S6. Plot of the beta coefficients of metabolites in the model as functions of Lambda for the 10-fold cross-validation analyses with the elastic net penalty.



Supplementary Table S2. Associations of MEDAS with cognitive performance scores.

Cognitive performance scores.	MEDAS score		
	β	Model (95% CI)	P-Value
Trail Making Test (Part A) (seconds)	-0.144	(-0.525,0.237)	0.459
Trail Making Test (Part B) (seconds)	0.257	(-0.297,0.81)	0.363
Verbal Fluency (Semantic) (counts)	0.133	(-0.085,0.351)	0.232
Verbal Fluency (Phonetic) (counts)	0.004	(-0.131,0.139)	0.954
Logical Memory (Immediate Recall) (counts)	-0.011	(-0.177,0.155)	0.895
Logical Memory (Delayed Recall) (counts)	-0.007	(-0.093,0.079)	0.875
Cognitive Battery	0.001	(-0.018,0.021)	0.888

Regressions were adjusted for age (continuous), sex, education (primary and secondary school, high school, higher education), body mass index (BMI; continuous), smoking status (current, former or never smokers), alcohol consumption (never, less than once/month, 1–3 times/month, almost every day), recreational physical activity (measured in Metabolic Equivalents of Energy Expenditure (METs) per hour/week) (continuous).

Abbreviations: CI, Confidence Interval; MEDAS, Mediterranean Diet Adherence Screener.