

## Apple Watch Irregular Rhythm Alert Survey

### Physician Responses to Apple Watch-Detected Irregular Rhythm Alerts: A Case-Based Survey

Patrick C. Demkowicz,<sup>1,2,3</sup> Sanket S. Dhruva,<sup>4</sup> Erica S. Spatz,<sup>2,3</sup> Alexis L. Beatty,<sup>4,5</sup> Joseph S. Ross,<sup>1,3,6</sup> Rohan Khera<sup>\*2,3,7</sup>

1. Section of General Medicine, Department of Internal Medicine, Yale School of Medicine, New Haven, CT
2. Section of Cardiology, Department of Internal Medicine, Yale School of Medicine, New Haven, CT
3. Center for Outcomes Research and Evaluation, Yale-New Haven Health System, New Haven, CT
4. Division of Cardiology, Department of Medicine, University of California San Francisco (UCSF), San Francisco, CA
5. Department of Epidemiology and Biostatistics, UCSF, San Francisco, CA
6. Department of Health Policy and Management, Yale School of Public Health
7. Section of Health Informatics, Department of Biostatistics, Yale School of Public Health, New Haven, CT

**Presentations:** Poster at the 2022 American Heart Association Quality of Care and Outcomes Research (AHA QCOR) Scientific Session (Abstract 43).

#### Correspondence To:

Rohan Khera, MD, MS  
195 Church St, 5th Floor, New Haven, CT 06510  
203-764-5885; rohan.khera@yale.edu; @rohan\_khera

**Abstract:** 243 words

**Main Text:** 3034 words

**Number of Tables/Figures:** 2 tables and 4 figures (4 tables and 1 figure in the supplement)

## Apple Watch Irregular Rhythm Alert Survey

### 1 **ABSTRACT**

2 **Background:** While the US Food and Drug Administration (FDA) has cleared smart watch  
3 software for detecting atrial fibrillation (AF), there is lack of guidance on management by  
4 physicians.

5 **Methods:** We conducted a case-based survey of physicians in primary care, emergency  
6 medicine, and cardiology at Yale and University of California San Francisco from September to  
7 December 2021. Cases described asymptomatic patients receiving Apple Watch AF alerts;  
8 cases varied in sex, race, medical (diabetes and hypertension) history, and notification  
9 frequency. Physicians were asked to select from among prespecified diagnostic testing, referral,  
10 and treatment options.

11 **Results:** We emailed 636 physicians, of whom 95 (14.9%) filled out the survey, including 39  
12 primary care, 25 emergency medicine, and 31 cardiology physicians. Among a total of 192  
13 cases (16 unique scenarios), physicians selected at least one diagnostic test in 191 (99.5%)  
14 cases and medications in 48 (25.0%). Rates of patient referral (14%, 30%, and 16%,  
15 respectively;  $P=.048$ ), rhythm monitoring (84%, 46%, and 94%, respectively;  $P<.001$ ),  
16 measurement of BNP (8%, 20%, and 2%;  $P=.003$ ), and use of antiarrhythmics (16%, 4%, and  
17 23%;  $P=.023$ ) varied among primary care, emergency medicine, and cardiology, respectively.  
18 Management was largely consistent across case characteristics (race, sex, medical history, and  
19 alert frequency).

20 **Conclusion:** In hypothetical cases of patients presenting without clinical symptoms, physicians  
21 opted for further diagnostic testing and often to medical intervention based on Apple Watch  
22 irregular rhythm notifications. There was also considerable variation across physician  
23 specialties, suggesting a need for uniform clinical practice guidelines.

24

## Apple Watch Irregular Rhythm Alert Survey

### 25 **BACKGROUND**

26           Several medical and public health bodies do not recommend widespread screening for  
27 atrial fibrillation (AF). The US Preventative Services Task Force determined in 2022 that current  
28 evidence is insufficient to determine balance of benefits and harms of ECG screening among  
29 asymptomatic adults.<sup>1</sup> Screening for AF has not been demonstrated to reduce stroke risk.<sup>2-4</sup>  
30 Conversely, healthy patients who falsely screen positive may receive unnecessary and  
31 potentially harmful testing and treatment.<sup>5,6</sup> Despite such evidence, there is widespread interest  
32 in screening for AF with the goal of reducing stroke mortality and morbidity. The FDA has  
33 cleared smart watch applications that can identify irregular rhythms, such as AF, regardless of  
34 whether the patient experiences clinical symptoms, including recent versions of the Apple  
35 Watch and Fitbit.<sup>7,8</sup> Some devices also have single-lead ECG functionalities that clinicians may  
36 manually review. However, there is no evidence that medical evaluation for irregular rhythms  
37 detected by smart watches improves patient morbidity or mortality.

38           Despite a lack of established benefits of wearable screening for AF, smart watches have  
39 grown in popularity with 1% of primary care patients having documentation of a device in a  
40 recent study of an academic health care system.<sup>9</sup> Clinical encounters where patients discuss  
41 information generated from smart watches are challenging for physicians given the lack of  
42 clinical evidence to inform decision-making, clinical practice guidelines regarding asymptomatic  
43 AF screening, and consensus strategies for clinical evaluation for these patients. Furthermore,  
44 different device companies' algorithms vary in their diagnostic yield.<sup>10</sup> Recent surveys have  
45 found that cardiac electrophysiologists would consider pursuing further electrophysiological  
46 evaluation as well as initiate anticoagulation in asymptomatic patients on the basis of smart  
47 watch irregular rhythm and single-lead ECG findings despite lack of any evidence to suggest  
48 benefit of such an approach.<sup>11,12</sup> These findings suggest that there is substantial variation in the  
49 strategies adopted by different clinicians.

## Apple Watch Irregular Rhythm Alert Survey

50 On the other hand, widespread availability of smart watches may instead increase rates  
51 of AF diagnosis among marginalized patients, mitigating current disparities in care. For  
52 example, Black patients with AF are less likely than White patients to receive a formal diagnosis  
53 and receive anticoagulation.<sup>13</sup> Female patients with AF are less often prescribed anticoagulation  
54 therapy despite having higher stroke risk.<sup>14</sup> Furthermore, a study using hypothetical case  
55 histories found gender bias in attitude toward and secondary prevention of patients with  
56 coronary artery disease.<sup>15</sup> A study using actors portraying patients with chest pain found that  
57 women and Black adults were less likely to be referred for cardiac catheterization than men and  
58 White adults.<sup>16</sup>

59 In this study, we used hypothetical patient cases to conduct a multicenter evaluation of  
60 physicians' responses to asymptomatic patients reporting Apple Watch irregular rhythm  
61 notifications suggestive of AF. We sought to evaluate variation across physicians and assess  
62 whether specialty and personal experience with smart watches influenced their approach to  
63 management. We also assessed whether patient characteristics influenced the approach of  
64 physicians to patient-reported episodes of Apple Watch-detected, asymptomatic AF.

65

## 66 **METHODS**

### 67 **Study Population**

68 We conducted a cross-sectional, case-based survey of attending and resident  
69 physicians practicing in primary care, emergency medicine, and cardiology departments at two  
70 geographically separated health systems, (1) Yale New Haven Hospital in New Haven,  
71 Connecticut and, (2) University of California San Francisco between September and December  
72 2021. Respondents' department affiliations and email addresses were gathered from their  
73 institutional directory profiles, if available. Our study was exempted from review by the Yale and  
74 UCSF institutional review boards.

### 75 **Survey Design**

## Apple Watch Irregular Rhythm Alert Survey

76           The survey was developed by 2 cardiologists, an internist, and a medical student, and  
77 reviewed by 2 other cardiologists. The survey is included in Supplement 1 and the Consensus-  
78 Based Checklist for Reporting of Survey Studies (CROSS) is included in Supplement 2.<sup>17</sup> The  
79 survey consisted of two clinical vignettes. Each vignette involved a 60-year-old person who  
80 reported recently receiving one or more irregular rhythm notifications on their Apple Watch in  
81 the absence of associated symptoms (i.e., no fatigue or racing sensation in his chest). Four  
82 variables varied across the 16 scenarios: stroke risk-factors (none or history of diabetes and  
83 hypertension), reported frequency of recent alerts (1 or >1), sex (male or female) and race  
84 (Black or White). The atrial fibrillation stroke risk factors represent items on the CHAD<sub>2</sub>DS<sub>2</sub>-  
85 VASc score.<sup>18</sup>

86           Respondents were randomized by the survey platform to see one low stroke-risk case  
87 and one moderate-high stroke-risk case of two patients with the same race and sex. Due to an  
88 error in the survey platform settings, 5 respondents completed a third case that varied from their  
89 second case with respect to alert frequency. A respondent notified the team of the error and it  
90 was promptly corrected. Respondents were then asked to rate on a five-point Likert scale the  
91 likelihood that they would consider specific diagnostic evaluations and therapeutic interventions.  
92 Next, respondents were asked on a five-point Likert scale how important (extremely, very  
93 moderately, slightly, not at all) various factors were in determining their answer choices in the  
94 preceding cases: likelihood of AF in patient's group, risk of stroke in patient's group, strength of  
95 evidence, concern about missing a diagnosis, and concern about unnecessary testing. Finally,  
96 respondents were asked about their own backgrounds and practices. We asked respondents  
97 about their gender, race, specialty, training history, personal use of smart watches capable of  
98 rhythm detection, and experience recommending smart watches to their patients.

### 99 **Survey Delivery**

100           We used Qualtrics to host our survey and send email invitations. Qualtrics generated a  
101 unique invitation link for each respondent. This allowed us to track survey completion and

## Apple Watch Irregular Rhythm Alert Survey

102 prevent multiple participation. Completed responses were deidentified by Qualtrics.  
103 Respondents at Yale were emailed three weekly reminders and respondents at UCSF 2  
104 reminders (1 and 3 weeks) if they did not respond. Respondents were shown an information  
105 sheet about the survey before consenting to participate. They were then offered the opportunity  
106 to enter a drawing for a \$100 gift card. To begin the survey, respondents were required to  
107 consent to participate and then select their specialty before they could advance to the case  
108 scenarios. Respondents who did not complete this step or who left all case questions  
109 unanswered were excluded.

### 110 **Outcomes**

111 The primary outcome was the proportion of responses indicating the use of specific  
112 interventions. These included: referring to primary care, cardiology, or electrophysiology;  
113 ordering a cardiovascular stress test, 12-lead ECG, serum brain natriuretic peptide (BNP),  
114 transthoracic echocardiogram, ambulatory rhythm monitoring (specific options included event  
115 monitor, implantable loop recorder, patch monitor, or a commercially available heart rhythm  
116 monitor such as AliveCor, which were combined into one category); and treating with aspirin,  
117 anticoagulation, a beta blocker or calcium channel blocker, or a class IC or III antiarrhythmic.  
118 We categorized the responses as “yes” and “no”, combining responses of “Extremely Likely” or  
119 “Somewhat Likely” into a yes category and responses of “Neither Likely nor Unlikely,”  
120 “Somewhat Unlikely,” and “Extremely Unlikely” into a no category.

### 121 **Statistical Analyses**

122 We generated descriptive statistics (specialty, sex, age, and years in practice) about our  
123 study population using percentages to report categorical variables and averages (standard  
124 deviation) to report continuous variables, stratified by respondent specialty. We also reported  
125 rates of different categories of experiences with smart watches (personal use, having previously  
126 recommended patients use wearable devices, and having experienced a patient reporting

## Apple Watch Irregular Rhythm Alert Survey

127 results from a smart watch) stratified by respondent specialty. We used the chi-squared test to  
128 compare rates across specialties.

129 We reported the rates at which specific tests and interventions were selected. Because  
130 respondents evaluated multiple cases, we calculated mean rates out of all, non-unique cases.  
131 We also used a histogram distribution to report the number of diagnostic tests (stress test, 12-  
132 lead ECG, serum BNP, TTE, ambulatory rhythm monitoring), or medical interventions (aspirin,  
133 anticoagulation, antiarrhythmic) that were selected across all, non-unique cases.

134 We analyzed the relationship between respondent characteristics and the likelihood with  
135 which specific tests or interventions were selected. We repeated this analysis to compare  
136 across years of practice (0-9, 10-19, 20+) and between respondents who did or did not report  
137 different types of experiences with smart watches. We used the chi-squared test to compare  
138 rates across levels of respondent characteristics (e.g., specialty).

139 We repeated the above analysis to evaluate the relationship between patient  
140 characteristics and respondent's likelihood of selecting each test or intervention. We compared  
141 rates of each intervention by the race (Black vs. white), sex (male vs. female), and history of  
142 stroke risk factors (none vs. hypertension and diabetes) of the patient described, as well as by  
143 the number of notifications reported by the patient in the scenario (one vs. many). Analyses  
144 were conducted using R (version 4) and figures were generated using Prism (version 9). A 2-  
145 sided p value  $<0.05$  was considered statistically significant.

146

## 147 RESULTS

### 148 Study Population

149 We emailed 636 physicians (excluding an additional 14 emails that bounced-back or  
150 failed), of whom 95 (14.9%) completed the survey, including 39 primary care, 25 emergency  
151 medicine, and 31 cardiology physicians (Table 1); 75 were based at Yale and 20 at UCSF.  
152 Overall, 44.2% of respondents identified as female, 55.8% were aged 44 years or younger, and

## Apple Watch Irregular Rhythm Alert Survey

153 40% of respondents report being practice less than a decade, with 22.1% practicing 10-19  
154 years, and 31.6% practicing more than 20 years (6.3% missing).

155 Overall, 27 (28.4%) respondents reported personally using a smart watch, which was  
156 consistent across specialties ( $P=.68$ ) (Table 2). However, respondents of different specialties  
157 reported considerably different experiences with smart watches in their clinical practices,  
158 including the rates at which they had recommended smartwatches to their patients (12.8%  
159 primary care, 12.0% emergency, and 41.9% cardiology;  $P=.003$ ) and have had a patient report  
160 a smart watch alert (30.8%, 80.0%, and 80.6%, respectively;  $P<.001$ ).

### 161 Overall Approach to Case Scenarios

162 Respondents completed a total of 192 cases drawn from 16 unique scenarios; 3  
163 respondents completed 1 case, 87 respondents completed 2 cases, and 5 respondents  
164 completed 3 cases. In 191 (99.5%) cases physicians selected at least one diagnostic test to  
165 work-up the asymptomatic Apple Watch irregular rhythm notification: electrocardiography (185,  
166 96.4%), ambulatory rhythm monitoring (148, 77.1%), transthoracic echocardiography (TTE) (63,  
167 32.8%), stress testing (19, 9.9%), and brain natriuretic peptide (BNP) evaluation (17, 8.9%)  
168 (Figure 1). Respondents selected an average of 2.3 diagnostic tests (standard deviation 0.97)  
169 (Figure 2A). In addition, referral and treatment options were commonly selected in response to  
170 the notification: in 36 (18.8%) cases physicians selected referral to a different specialty and in  
171 48 (25.0%) new medication treatment, such as aspirin (35, 18.2%), antiarrhythmics (29, 15.1%),  
172 and/or anticoagulation (18, 9.4%). Respondents selected an average of 0.4 types of medication  
173 (standard deviation 0.8) (Figure 2B). When asked about the factors that influenced their  
174 answers to the cases, 50.5%, 42.1%, 56.8%, 43.2%, and 48.4% of respondents rated as very  
175 important or extremely important the likelihood of AF, the risk of stroke, the strength of  
176 evidence, concern about missing a diagnosis, and concern about unnecessary testing,  
177 respectively (Supplement 3, Table 1)

### 178 Clinician Factors and Approach to Case Scenarios



## Apple Watch Irregular Rhythm Alert Survey

179 With regard to diagnostic testing, there were no statistically significant differences  
180 among specialties in selection of ECG, TTE, or stress testing (Figure 3A). With regard to  
181 interventions, there were no statistically significant differences among specialties in selection of  
182 aspirin or anticoagulation (Figure 3B). There were significant differences among specialties in  
183 rates of referral ( $P=.048$ ), BNP measurement ( $P=.003$ ), ambulatory rhythm monitoring ( $P<.001$ )  
184 and prescription of antiarrhythmic therapy ( $P=.023$ ). Years spent in practice was associated with  
185 use of transthoracic echocardiogram ( $P=.023$ ) and ambulatory rhythm monitoring ( $P<.001$ )  
186 (Supplement 3, Figure 1).

187 Respondents who have previously recommended their patients to use smart watches  
188 were more likely to order TTEs (54.8% vs. 24.8%,  $P<.001$ ) and ambulatory rhythm monitoring  
189 (95.2 vs. 70.2%,  $P=.002$ ) (Supplement 3, Table 2). There was no relationship between other  
190 respondent factors, including wearing a smart watch, having treated patients who reported  
191 smart watch findings, and having recommended smart watches to patients, and selection of  
192 specific interventions.

### 193 **Simulated Patient Factors and Overall Approach to Case Scenarios**

194 The distribution of case characteristics is summarized in Supplement 3, Table 3. Black  
195 race was associated with a higher receipt of antiarrhythmics (21.3% vs. 9.2%;  $P=.033$ ) (Figure  
196 4). Selection of other diagnostics and interventions were otherwise similar between cases  
197 describing Black and White patients. Female sex was associated with lower use of serum BNP  
198 (4.0% vs. 14.1%;  $P=.027$ ). Selection of other diagnostics and interventions were otherwise  
199 similar between cases describing female and male patients. Patient stroke risk (presence vs.  
200 absence of diabetes and hypertension) and reported frequency of alerts (single vs. repeated)  
201 were not associated with differential intervention rates (Supplement 3, Table 4).

202

### 203 **DISCUSSION**

## Apple Watch Irregular Rhythm Alert Survey

204 In this survey of physicians at two institutions, we used hypothetical clinical vignettes to  
205 examine decision-making patterns in response to irregular rhythm notifications on an Apple  
206 Watch in patients without symptoms of AF. Notifications nearly always triggered further  
207 diagnostic workup, varying from low-cost and low-intensity tests such as ECG to higher-cost  
208 and higher-intensity procedures such as stress testing. Furthermore, in 1 out of 4 simulated  
209 encounters, respondents considered initiating medications, including antiplatelet, anticoagulant,  
210 and antiarrhythmic therapies on initial presentation. We found that management did not vary  
211 substantially across case characteristics such as patient race, sex, stroke risk, and alert  
212 frequency.

213 Our findings are consistent with prior studies that have examined clinical decision-  
214 making based on rhythm data from smart watches. A 4-month single-center retrospective review  
215 identified 264 patients evaluated for abnormal pulse detected using Apple Watch, 33% of whom  
216 were asymptomatic.<sup>19</sup> The study found that 61% of asymptomatic patients underwent diagnostic  
217 testing. The study also found variation in diagnostic testing across clinical departments, with  
218 patients seen in the emergency department more likely to undergo 12-lead ECG or bloodwork  
219 compared with patients seen in primary care or by a cardiologist. One possible explanation for a  
220 higher rate of diagnostic testing in our survey is that respondents were shown only brief  
221 vignettes and not afforded the opportunity to perform a physical examination. In the  
222 retrospective study, clinicians had preexisting relationships with many patients: nearly half of all  
223 patients had a preexisting cardiovascular diagnosis and the most common department of  
224 presentation was cardiology. Clinicians may therefore be able to work up smart watch irregular  
225 rhythm notifications more conservatively in the real world than in our survey because they have  
226 more data to inform decision-making.

227 Prior studies examining prescribing patterns in response to smart watch notifications  
228 have focused on the interpretation of single-lead ECG tracings available on models such as the  
229 Apple Watch 4 and later. A survey of 1601 clinicians, including advanced practice providers,

## Apple Watch Irregular Rhythm Alert Survey

230 found that results from a 30-second single-lead ECG were sufficient for 42.7% of clinicians to  
231 recommend oral anticoagulation for patients at high risk for stroke.<sup>11</sup> A survey of 417  
232 electrophysiologists worldwide found that, when presented with a single-lead ECG tracing  
233 suggesting AF, 21% would consider initiating anticoagulation in an asymptomatic patient.<sup>12</sup> In  
234 contrast, we found that respondents would consider anticoagulation approximately 9% of the  
235 time in response to irregular rhythm notifications. It is expected that clinicians would be less  
236 likely to consider anticoagulation on the basis of an irregular rhythm notification than a single-  
237 lead ECG tracing that they can manually review. Manual clinician review of single-lead ECG  
238 tracings can improve the diagnostic utility of the Apple Watch automated AF-detection  
239 algorithm.<sup>10</sup> However, it is not reasonable to initiate anticoagulation solely after a notification  
240 because prior studies of Apple Heart Study participants found that follow-up ambulatory ECG  
241 confirmed AF in 34% of cases of irregular rhythm notification, with non-AF irregular rhythms  
242 detected in 40% of cases without AF.<sup>20,21</sup>

243 It is notable that stroke risk in our study was not associated with respondent practice  
244 patterns. Researchers have advocated for screening for AF in the high-stroke risk population  
245 with the assumption that such patients would have a greater benefit.<sup>22</sup> Our findings show that  
246 physicians approached patients with the least potential benefit from AF screening and treatment  
247 similarly to how they approached patients who would have the greatest potential benefit. This  
248 suggests that in actual practice, physicians might apply such screening guidelines with a much  
249 larger scope than recommended. This finding supports the concern that smart watch utilization  
250 may lead to greater health care expenditure on potentially unnecessary testing and treatment.<sup>23</sup>  
251 In patients who have true paroxysmal AF, this may also lead to disparities in access to  
252 cardiovascular care between patients who own smart watches and patients who do not.

253 It is also notable that, in contrast with prior studies using simulated patients, there was  
254 little variation in management with respect to the patient's race or sex.<sup>15,16</sup> This study had fewer  
255 respondents and therefore may not have been sufficiently powered. Furthermore, our

## Apple Watch Irregular Rhythm Alert Survey

256 respondent population skewed toward younger clinicians, who may have had greater exposure  
257 to anti-bias curricula in their medical training than clinicians later than their careers.<sup>24</sup> This  
258 finding also only looks at one mechanism – clinician bias – of systemic racism and sexism,  
259 which may affect the outcomes of real-world patients in a myriad of ways.<sup>25</sup> Further research is  
260 needed to understand disparities in the treatment of smart watch-detected irregular rhythms in  
261 real world clinical practice.

262         There are several limitations to our study. First, 14.9% of physicians contacted ultimately  
263 responded to our survey; respondents may have stronger attitudes toward smart watches than  
264 non-respondents. We found in our survey that respondents with positive attitudes toward smart  
265 watches were more likely to select certain interventions. Second, we assessed practice patterns  
266 using written clinical case vignettes. It is assumed that respondents would act similarly when  
267 managing actual patients.<sup>16</sup> Furthermore, assessments made on the bases of written case  
268 vignettes have been shown to correlate with those made on the basis of in-person  
269 examinations. Third, our case scenarios were limited in detail and other potentially informative  
270 clinical cues available in the real-world were not provided. Lastly, we surveyed physicians at two  
271 large academic centers, which may limit the generalizability of our findings.

272

### 273 **CONCLUSIONS**

274         Our survey demonstrates that many physicians likely have a high degree of confidence  
275 in smart watch irregular rhythm notifications as demonstrated by respondents' likelihood of  
276 pursuing additional diagnostic testing and interventions. This finding raises several concerns:  
277 smart watch utilization may lead to greater health care expenditure on potentially unnecessary  
278 testing and treatment; it may also lead to disparities in access to cardiovascular care between  
279 patients who own smart watches and patients who do not. Therefore, despite the lack of  
280 recommendation by public health and professional organizations for AF screening in

## Apple Watch Irregular Rhythm Alert Survey

281 asymptomatic patients, our study highlights the need for further evidence to inform the  
282 development of standardized guidelines.

### 283 **ACKNOWLEDGEMENTS**

#### 284 **Funding**

285 The study was funded by the National Heart, Lung and Blood Institute (under award  
286 K23HL153775 to RK and T35HL007649 to PD), and the Doris Duke Charitable Foundation  
287 (under award, 2022060 to RK).

#### 288 **Author Contributions**

289 All authors were responsible for study concept and design; PD, RK, and SD for acquisition of  
290 subjects and data; PD, RK, and SD, and JR for analysis and interpretation of data; and all  
291 authors for preparation of manuscript.

#### 292 **COMPETING INTERESTS**

293 PD reports Roivant Sciences stock options. SD reports research funding from the Department of  
294 Veterans Affairs, from the Medical Device Innovation Consortium (MDIC) as part of the National  
295 Evaluation System for health Technology Coordinating Center (NESTcc), Greenwall  
296 Foundation, Arnold Ventures, and National Institute for Health Care Management. ES receives  
297 grant funding from the Centers for Disease Control and Prevention (20042801-Sub01), National  
298 Institute on Minority Health and Health Disparities (U54MD010711-01), the U.S. Food and Drug  
299 Administration to support projects within the Yale-Mayo Clinic Center of Excellence in  
300 Regulatory Science and Innovation (CERSI, U01FD005938), the National Institute of Biomedical  
301 Imaging and Bioengineering (R01 EB028106-01), and from the National Heart, Lung, and Blood  
302 Institute (R01HL151240). AB was employed by Apple Inc. 2018-2019 and held stock in Apple  
303 Inc. 2019-2021. JR currently receives research support through Yale University from Johnson  
304 and Johnson to develop methods of clinical trial data sharing, from the Medical Device  
305 Innovation Consortium as part of the National Evaluation System for Health Technology

## Apple Watch Irregular Rhythm Alert Survey

306 (NEST), from the Food and Drug Administration for the Yale-Mayo Clinic Center for Excellence  
307 in Regulatory Science and Innovation (CERSI) program (U01FD005938), from the Agency for  
308 Healthcare Research and Quality (R01HS022882), from the National Heart, Lung and Blood  
309 Institute of the National Institutes of Health (NIH) (R01HS025164, R01HL144644), and from  
310 Arnold Ventures; in addition, JR is an expert witness at the request of Relator's attorneys, the  
311 Greene Law Firm, in a qui tam suit alleging violations of the False Claims Act and Anti-Kickback  
312 Statute against Biogen Inc. In addition to funding listed above, RK also receives research  
313 support, through Yale, from Bristol-Myers Squibb. He is a coinventor of U.S. Pending Patent  
314 Application No. 63/177,117, "Methods for neighborhood phenomapping for clinical trials", and  
315 U.S. Provisional Patent Application No. 63/346,610, "Articles and methods for format  
316 independent detection of hidden cardiovascular disease from printed electrocardiographic  
317 images using deep learning". He is also a founder of Evidence2Health, a precision health  
318 platform to improve evidence-based cardiovascular care.  
319

## Apple Watch Irregular Rhythm Alert Survey

### 320 TABLES AND FIGURES

321

322 **Table 1. Respondent characteristics.** Respondent demographics and years in practice are  
323 presented overall and by specialty. Data were missing for 6 respondents (6.3% overall).

324

	Primary care (N=39)	Emergency medicine (N=25)	Cardiovascular/ Electrophysiology (N=31)	Overall (N=95)
<b>Gender</b>				
Female	24 (61.5%)	11 (44.0%)	7 (22.6%)	42 (44.2%)
Male	13 (33.3%)	13 (52.0%)	21 (67.7%)	47 (49.5%)
<b>Age in years</b>				
< 45	19 (48.7%)	19 (76.0%)	15 (48.4%)	53 (55.8%)
45 - 65	17 (43.6%)	5 (20.0%)	11 (35.5%)	33 (34.7%)
> 65	1 (2.6%)	0 (0%)	2 (6.5%)	3 (3.2%)
<b>Years in Practice</b>				
0 - 9	13 (33.3%)	17 (68.0%)	8 (25.8%)	38 (40.0%)
10 - 19	8 (20.5%)	5 (20.0%)	8 (25.8%)	21 (22.1%)
> 20	16 (41.0%)	2 (8.0%)	12 (38.7%)	30 (31.6%)

325

326

327

328

## Apple Watch Irregular Rhythm Alert Survey

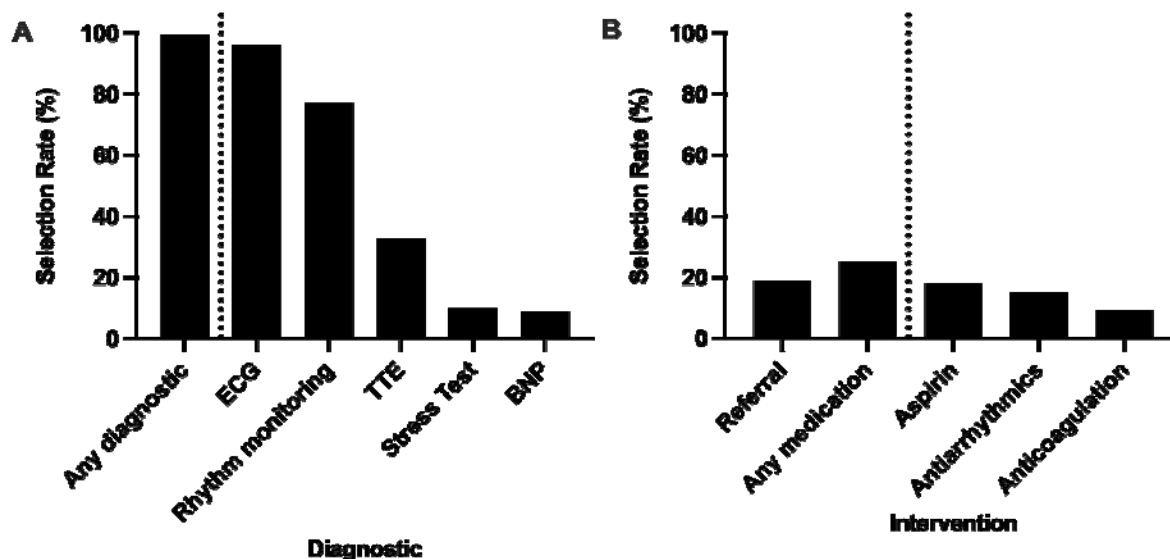
329 **Table 2. Experience with smartwatches.** Respondents' experiences with smartwatches  
330 (personally wearing one, having had recommended one to a patient, and having encountered a  
331 patient reporting smartwatch alerts) are presented by specialty. Data were missing for 6  
332 respondents (6.3% overall).  
333

	Primary care (N=39)	Emergency medicine (N=25)	Cardiovascular/ EP (N=31)	P-value
<b>Wears a Smartwatch</b>				0.681
Yes	13 (33.3%)	6 (24.0%)	8 (25.8%)	
No	24 (61.5%)	18 (72.0%)	20 (64.5%)	
<b>Has Recommended Smartwatches to Patients</b>				0.003
Yes	5 (12.8%)	3 (12.0%)	13 (41.9%)	
No	32 (82.1%)	21 (84.0%)	15 (48.4%)	
<b>Has Experience with Patients Reporting Smartwatch Alerts</b>				<0.001
Yes	12 (30.8%)	20 (80.0%)	25 (80.6%)	
No	25 (64.1%)	4 (16.0%)	3 (9.7%)	

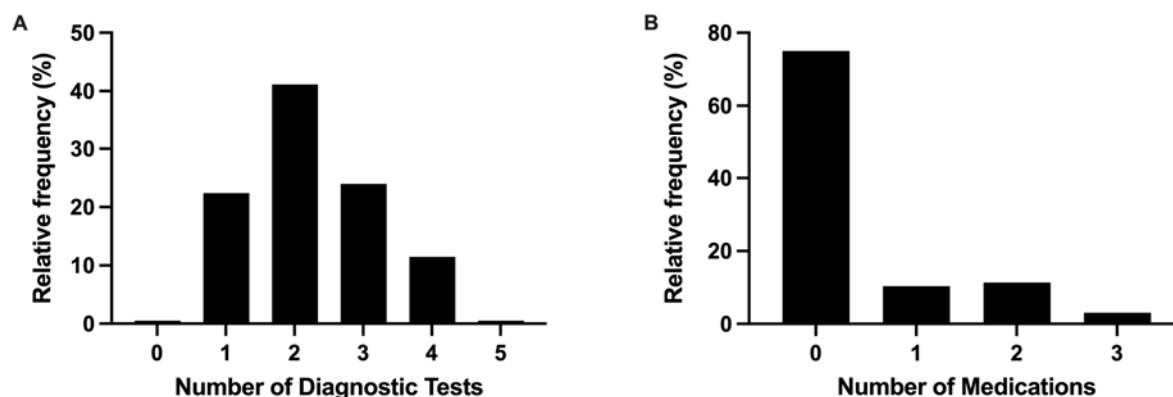
334



## Apple Watch Irregular Rhythm Alert Survey

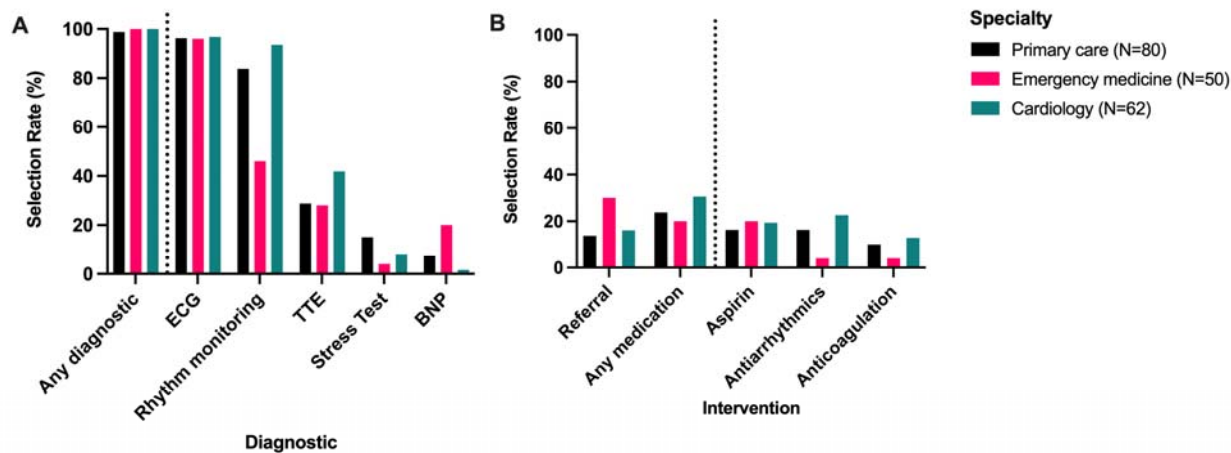


335  
 336 **Figure 1. Rates of testing and intervention overall.** Among 95 participants, 192 hypothetical  
 337 cases were completed. Here we report the average rate at which respondents indicated that  
 338 they were “extremely likely” or “somewhat likely” to order specific diagnostic tests,  
 339 referral/consultation, and therapeutic interventions. “Rhythm monitoring” indicates that any of  
 340 the following were selected: event monitor, implantable loop recorder, patch monitor, or a  
 341 commercially available heart rhythm monitor such as AliveCor. “Antiarrhythmics” included  
 342 selection of a beta blocker or calcium channel blocker, or a class IC or III antiarrhythmic. ECG =  
 343 electrocardiogram, TTE = transthoracic echocardiogram, and BNP = brain natriuretic peptide.  
 344

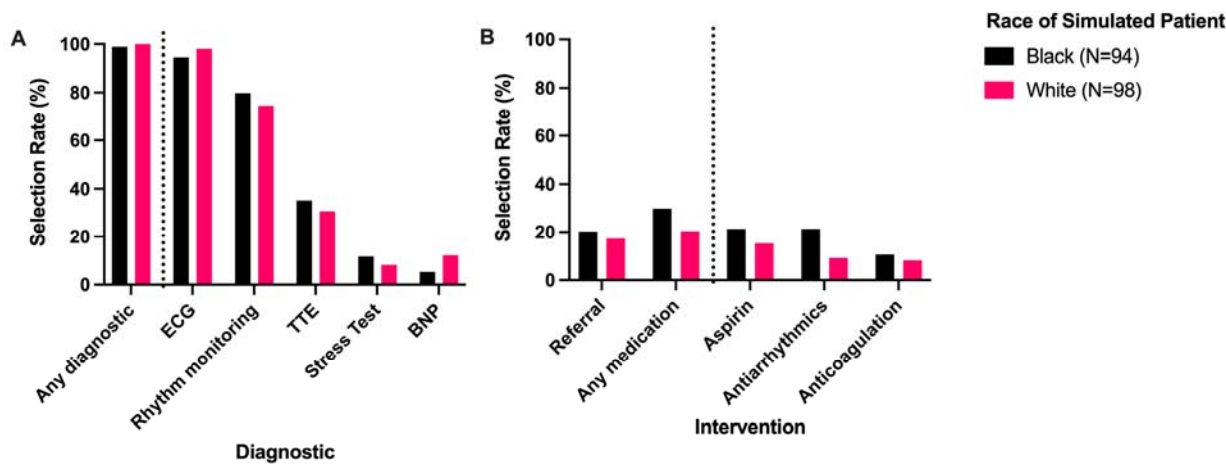


345  
 346 **Figure 2. Frequency of (A) diagnostic testing and (B) medication treatment across cases.**  
 347 The number of diagnostic tests (among ECG, rhythm monitoring, TTE, stress test, and BNP)  
 348 and types of medications (among aspirin, antiarrhythmics, and anticoagulation) were tallied in  
 349 each case (N = 192). The distributions of frequencies are reported here.  
 350

## Apple Watch Irregular Rhythm Alert Survey



351  
352 **Figure 3. Rates of testing and intervention by respondent specialty.**



353  
354  
355 **Figure 4. Rates of testing and intervention by race of simulated patient.**  
356  
357

## Apple Watch Irregular Rhythm Alert Survey

### 358 REFERENCES

- 359
- 360 1 Force, U. S. P. S. T. Screening for Atrial Fibrillation: US Preventive Services
- 361 Task Force Recommendation Statement. *JAMA* **327**, 360-367,
- 362 doi:10.1001/jama.2021.23732 (2022).
- 363 2 Svennberg, E., Engdahl, J. & Rosenqvist, M. Screening for Atrial Fibrillation to
- 364 Initiate Stroke-Protective Therapy. *Am Fam Physician* **101**, 6-7 (2020).
- 365 3 Noseworthy, P. A. *et al.* Subclinical and Device-Detected Atrial Fibrillation:
- 366 Pondering the Knowledge Gap: A Scientific Statement From the American Heart
- 367 Association. *Circ* **140**, e944-e963, doi:doi:10.1161/CIR.0000000000000740
- 368 (2019).
- 369 4 Svendsen, J. H. *et al.* Implantable loop recorder detection of atrial fibrillation to
- 370 prevent stroke (The LOOP Study): a randomised controlled trial. *Lancet* **398**,
- 371 1507-1516, doi:10.1016/S0140-6736(21)01698-6 (2021).
- 372 5 Varshney, A. S., Madias, C., Kakkar, R. & Martin, D. T. Watching for Disease: the
- 373 Changing Paradigm of Disease Screening in the Age of Consumer Health
- 374 Devices. *J Gen Intern Med* **35**, 2173-2175, doi:10.1007/s11606-019-05626-y
- 375 (2020).
- 376 6 Mandrola, J. & Foy, A. Screening for Atrial Fibrillation—New Devices, Same
- 377 Challenges. *JAMA Intern Med* **182**, 251-253,
- 378 doi:10.1001/jamainternmed.2021.7283 (2022).
- 379 7 Krueger, A. C. (ed Center for Devices and Radiological Health) (2018).
- 380 8 Kozen, J. S. (ed Center for Devices and Radiological Health) (2022).
- 381 9 Al-Alusi, M. A. *et al.* Trends in Consumer Wearable Devices With Cardiac
- 382 Sensors in a Primary Care Cohort. *Circ Cardiovasc Qual Outcomes* **0**,

## Apple Watch Irregular Rhythm Alert Survey

- 383 10.1161/CIRCOUTCOMES.1121.008833,  
384 doi:10.1161/CIRCOUTCOMES.121.008833.
- 385 10 Ford, C. *et al.* Comparison of 2 Smart Watch Algorithms for Detection of Atrial  
386 Fibrillation and the Benefit of Clinician Interpretation. *JACC Clin Electrophysiol* **8**,  
387 782-791, doi:10.1016/j.jacep.2022.02.013 (2022).
- 388 11 Ding, E. Y. *et al.* Survey of current perspectives on consumer-available digital  
389 health devices for detecting atrial fibrillation. *Cardiovasc Digit Health J* **1**, 21-29,  
390 doi:<https://doi.org/10.1016/j.cvdhj.2020.06.002> (2020).
- 391 12 Manninger, M. *et al.* Role of wearable rhythm recordings in clinical decision  
392 making—The wEHRables project. *Clin Cardiol* **43**, 1032-1039,  
393 doi:<https://doi.org/10.1002/clc.23404> (2020).
- 394 13 Meschia, J. F. *et al.* Racial Disparities in Awareness and Treatment of Atrial  
395 Fibrillation. *Stroke* **41**, 581-587, doi:10.1161/STROKEAHA.109.573907 (2010).
- 396 14 Kassim, N. A., Althouse, A. D., Qin, D., Leef, G. & Saba, S. Gender differences in  
397 management and clinical outcomes of atrial fibrillation patients. *J Cardiol* **69**, 195-  
398 200, doi:<https://doi.org/10.1016/j.jjcc.2016.02.022> (2017).
- 399 15 Abuful, A., Gidron, Y. & Henkin, Y. Physicians' attitudes toward preventive  
400 therapy for coronary artery disease: Is there a gender bias? *Clin Cardiol* **28**, 389-  
401 393, doi:<https://doi.org/10.1002/clc.4960280809> (2005).
- 402 16 Schulman, K. A. *et al.* The Effect of Race and Sex on Physicians'  
403 Recommendations for Cardiac Catheterization. *N Engl J Med* **340**, 618-626,  
404 doi:10.1056/nejm199902253400806 (1999).

## Apple Watch Irregular Rhythm Alert Survey

- 405 17 Sharma, A. *et al.* A Consensus-Based Checklist for Reporting of Survey Studies  
406 (CROSS). *J Gen Intern Med* **36**, 3179-3187, doi:10.1007/s11606-021-06737-1  
407 (2021).
- 408 18 Lip, G. Y., Nieuwlaat, R., Pisters, R., Lane, D. A. & Crijns, H. J. Refining clinical  
409 risk stratification for predicting stroke and thromboembolism in atrial fibrillation  
410 using a novel risk factor-based approach: the euro heart survey on atrial  
411 fibrillation. *Chest* **137**, 263-272, doi:10.1378/chest.09-1584 (2010).
- 412 19 Wyatt, K. D. *et al.* Clinical evaluation and diagnostic yield following evaluation of  
413 abnormal pulse detected using Apple Watch. *J Am Med Inform Assoc* **27**, 1359-  
414 1363, doi:10.1093/jamia/ocaa137 (2020).
- 415 20 Perez, M. V. *et al.* Large-Scale Assessment of a Smartwatch to Identify Atrial  
416 Fibrillation. *N Engl J Med* **381**, 1909-1917, doi:10.1056/nejmoa1901183 (2019).
- 417 21 Perino, A. C. *et al.* Arrhythmias Other Than Atrial Fibrillation in Those With an  
418 Irregular Pulse Detected With a Smartwatch: Findings From the Apple Heart  
419 Study. *Circ Arrhythm Electrophysiol* **14**, e010063, doi:10.1161/circep.121.010063  
420 (2021).
- 421 22 Lowres, N., Neubeck, L., Redfern, J. & Freedman, S. B. Screening to identify  
422 unknown atrial fibrillation. *Thromb Haemost* **110**, 213-222 (2013).
- 423 23 Wang, L. *et al.* Association of Wearable Device Use With Pulse Rate and Health  
424 Care Use in Adults With Atrial Fibrillation. *JAMA Network Open* **4**, e215821-  
425 e215821, doi:10.1001/jamanetworkopen.2021.5821 (2021).
- 426 24 Ufomata, E. *et al.* A Policy Statement of the Society of General Internal Medicine  
427 on Tackling Racism in Medical Education: Reflections on the Past and a Call to

## Apple Watch Irregular Rhythm Alert Survey

- 428            Action for the Future. *J Gen Intern Med* **36**, 1077-1081, doi:10.1007/s11606-020-
- 429            06445-2 (2021).
- 430    25    Feagin, J. & Bennefield, Z. Systemic racism and U.S. health care. *Soc Sci Med*
- 431            **103**, 7-14, doi:<https://doi.org/10.1016/j.socscimed.2013.09.006> (2014).
- 432