

1 **The managerial role and psychosocial factors of job satisfaction: a**
2 **cross-sectional study among Wittyfit's users**

3 Rémi Colin-Chevalier,^{1*} Bruno Pereira,² Samuel Dewavrin,³ Thomas Cornet,³ Marek Żak,⁴
4 Amanda Clare Benson,⁵ Frédéric Dutheil¹

5
6 ¹ Université Clermont Auvergne, CNRS, LaPSCo, Physiological and Psychosocial Stress, CHU
7 Clermont-Ferrand, University Hospital of Clermont-Ferrand, Preventive and Occupational
8 Medicine, Wittyfit, F-63000 Clermont-Ferrand, France

9 ² CHU Clermont-Ferrand, University Hospital of Clermont-Ferrand, Biostatistics Unit, the
10 Clinical Research and Innovation Direction, F-63000 Clermont-Ferrand, France

11 ³ Wittyfit, F-75000 Paris, France

12 ⁴ Institute of Health Sciences, Collegium Medicum, The Jan Kochanowski University of Kielce,
13 Zeromskiego 5, 25-369 Kielce, Poland

14 ⁵ Swinburne University of Technology, Department of Health and Biostatistics, Hawthorn,
15 Victoria, VIC 3122, Australia

16
17 ***Corresponding author:**

18 Rémi Colin, PhD Student

19 Occupational and Environmental Medicine, CHU Clermont-Ferrand, 58 rue Montalembert,
20 63000, Clermont-Ferrand, France

21 Phone: +33 7 62 91 24 64

22 Email: r.colin6374@gmail.com

23

24 Short title: Job satisfaction among managers

25 **NOTE: This preprint reports new research that has not been certified by peer review and should not be used to guide clinical practice.**
Words count for abstract: 285; Number of tables: 0; Number of figures: 5

26 **Abstract**

27 **Background:** Job satisfaction is an emerging indicator for measuring workers' occupational
28 well-being, however this has been poorly studied in those with managerial roles.

29 **Objective:** We aimed to explore job satisfaction in workers and to determine and assess
30 psychosocial factors that may influence this relationship.

31 **Methods:** Data from Wittyfit's users were collected between January 2018 and February 2020.
32 Volunteers anonymously provided socio-demographic data and responses to questionnaires
33 about their levels of job satisfaction and psychosocial feelings (ambiance, meaning,
34 organization, recognition, values, work-life balance).

35 **Results:** 10,484 employees (40.9% of women) and 836 managers (33.9% of women), i.e.
36 11,320 workers with median age of 45 years and seniority of median 10 years of service, were
37 included in the study. Job satisfaction of workers was higher in managers than employees (mean
38 \pm SD 68.1 ± 20.4 vs 57.8 ± 24.2 , $p < .001$), as were their feelings about ambiance (71.2 ± 20.9
39 vs 66.1 ± 24.2), meaning (66.9 ± 21.8 vs 56.1 ± 23.1), organization (55.3 ± 23.6 vs 46.6 ± 24.6),
40 recognition (62.8 ± 23.9 vs 48.3 ± 26.7) and values (66.3 ± 21.7 vs 56.5 ± 23.1) ($p < .001$).
41 There was no difference in work-life balance (58.1 ± 23.9 vs 59.2 ± 23.4 , $p = 0.2$). All
42 psychosocial factors had an impact on job satisfaction for both managers and employees ($p <$
43 $.001$). High job satisfaction was more prevalent in workers who were managers than in
44 employees (84.6 vs 68.8%, $p < .001$). Even though the managerial position was the most
45 influential factor of job satisfaction (OR = 2.65, 95% CI 2.18 to 3.23, $p < .001$), other socio-
46 demographic variables such as age (0.87, 0.79 to 0.95, $p = 0.002$) and seniority (0.71, 0.65 to
47 0.79, $p < .001$) also had an influence, although three times less.

48 **Conclusions:** Managers seem to have higher job satisfaction and psychosocial feelings about
49 their work than employees. Psychosocial factors, many which are modifiable, as well as socio-
50 demographic factors such as age and seniority, may influence job satisfaction among workers.

51 **Trial registration:** Clinicaltrials.gov: NCT02596737.

52 **Key words:** job satisfaction; psychosocial factors; manager; Wittyfit, occupational health

53

54

55 **Introduction**

56 Job satisfaction is a widely studied concept, with positive benefits both for workers and
57 companies (1–5). It is a major and increasingly used indicator to assess occupational health of
58 different aspects of work, making it a global importance at the workplace (6). One possible
59 definition of job satisfaction is “a pleasurable or positive emotional state resulting from the
60 appraisal of one’s job or job experiences” (7). In addition to common models used to assess
61 occupational well-being of workers (8–12), job satisfaction is an important attribute in
62 measuring quality of life and stress at work (1,6). Therefore, understanding the predictors of
63 job satisfaction allows for the development of effective strategies to improve occupational well-
64 being and business performance (13). To the best of our knowledge, job satisfaction has been
65 poorly studied in the general population, and nearly no studies assessed the differences in job
66 satisfaction between managers and employees, or they focused only on healthcare professions
67 (14). As a crucial role within a company, it therefore seems necessary to investigate the
68 importance of managerial status on perceived job satisfaction.

69
70 There is extensive research around putative psychosocial factors that can influence job
71 satisfaction. Work-related factors such as ambiance (15), meaningfulness at work, values (16),
72 organization, recognition and work-life balance (17) have appeared in the literature as being
73 related to job satisfaction. Despite these by nature being more subjective than other factors like
74 workload or autonomy, they capture the personal feelings of workers. Although they have been
75 assessed individually, to date no study has collectively compared their influence on job
76 satisfaction and according to the job position of the worker.

77
78 Thus, the main objective of our study was to explore the influence of the job position (manager
79 or employee) on job satisfaction. The secondary objectives were to assess the other

80 psychosocial factors in relation to the job position and their influence on job satisfaction, as
81 well as the putative influence of socio-demographic factors such as age, seniority and sex
82 (14,18,19).

83

84 **Materials and Methods**

85 **Recruitment**

86 This cross-sectional study was conducted among Wittyfit users. Wittyfit is an online platform
87 (20) designed by the Wittyfit company (Paris, France) in partnership with the University
88 Hospital of Clermont-Ferrand to improve the professional well-being of workers (21). Through
89 different questionnaires, volunteers are invited to anonymously report how they feel in several
90 health-related areas when logging into the platform. Wittyfit provides workers with
91 individualized feedback, and managers with a report of their team's average health status and
92 the issues affecting them. This study was approved by the National Commission for Data
93 Protection and Liberties (CNIL), and the South-East VI ethics committee (clinicaltrials.gov
94 identification number NCT02596737). Due to the COVID-19 pandemic, data collection for this
95 study was limited to the period between January 2018 and February 2020. All workers who
96 completely or partially answered the Wittyfit "job satisfaction" questionnaire at least once
97 during this period were included in the study. Workers who did not fill in their personal
98 information (age, seniority, sex or position in the company) were excluded.

99

100 **Outcomes**

101 *Primary outcome:* Job satisfaction of workers was assessed via the Wittyfit "job satisfaction"
102 questionnaire using the visual analogical scale (VAS; score range from 0 to 100). Wittyfit uses
103 VAS to assess health outcomes in the same way as it does to measure stress, for example (22–
104 24). Workers could estimate their job satisfaction as many times as they wanted. For each

105 indicator (job satisfaction and psychosocial feelings), we used the average score to evaluate the
106 feeling of a worker. We considered a worker to be satisfied when their score was higher than
107 50 and dissatisfied lower than 50.

108

109 *Secondary outcomes:* Psychosocial indicators included workers feelings of ambiance, work-life
110 balance (or simply balance), meaning, organization, recognition and values. Ambiance at work
111 assesses the relationship with the manager and colleagues, the quality of the work environment
112 and the social support at work. Work-life balance measures the prioritization of personal and
113 professional activities by the worker. Meaning it evaluated the interest, usefulness, fulfillment
114 and motivation of the worker. Organization assessed the definition of worker's job description,
115 resources, level of worker responsibility, their confidence in management and colleagues and
116 satisfaction with their salary. Recognition investigated the respect between management and
117 colleagues and the appreciation and acknowledgment of the contributions of the individual to
118 the company. Finally, values explored the balance between corporate and personal values.
119 Similar to job satisfaction, all psychosocial indicators were evaluated using the associated VAS
120 in the questionnaire. Workers could estimate their feeling in each category as many times as
121 they wanted and their average score was retained. Wittyfit's clients provided the age, seniority,
122 sex and position (manager or employee) of their workers who use Wittyfit. Workers were then
123 divided into two age categories (over or under 45 years old) and two seniority classes (over or
124 under 10 years of service).

125

126 **Statistics**

127 Quantitative data (job satisfaction and psychosocial feelings) were expressed in terms of mean
128 \pm standard-deviation. In absence of data, assumed to be missing completely at random (25), a
129 mean imputation by client was applied to avoid complete-cases analysis bias (26). Qualitative

130 data (worker's job satisfaction/dissatisfaction) were expressed using number of participants and
131 associated percentage. First, comparisons between groups (e.g. by sex, by job position) were
132 performed with ANOVA for continuous variables (job satisfaction and psychosocial feelings)
133 and χ^2 tests for categorical variables (satisfied/dissatisfied workers). Then, associations between
134 endogenous variables (job satisfaction) and exogenous variables (psychosocial and socio-
135 demographic factors) were assessed with linear and logistic mixed regressions respectively.
136 The company to which the worker belongs was considered a random effect. Variance influence
137 factor values of exogenous variables were assessed and revealed no serious multicollinearity (a
138 value below 4 was considered acceptable). Coefficients of linear regression models have been
139 expressed as effect sizes (ES) and confidence intervals (95% CI) using a "refit" method (27)
140 and interpreted according to Funder (28). Coefficients of logistic regression models are
141 expressed as standardized odds ratio (OR) and 95% CI and interpreted according to Chen (29).
142 Subgroup analyses were conducted by job position to compare the primary drivers of
143 satisfaction in workers. Statistical analyses were performed using R (version 4.1.1) (30) in the
144 RStudio (version 1.3.1056) platform. Unless specified, we considered a P -value<0.05 as
145 statistically significant.

146

147 **Results**

148 **Participants**

149 Of the 41,856 workers using Wittyfit in 2019, 11,320 answered the "job satisfaction"
150 questionnaire at least once during the period. We obtained the data from 6,753 men and 4,567
151 women, separated as 10,484 employees and 836 managers, with 49.6% of the population under
152 45 and 56.0% with under 10 years of service, distributed across seventeen French companies
153 (**Fig 1**).

154 **Fig 1.** Flow chart of Wittyfit's users

155

156 **Job satisfaction among managers**

157 Managers reported having a higher job satisfaction than employees (68.1 ± 20.4 vs 57.8 ± 24.2 ,
158 $p < .001$). Indeed, the position within the company had an influence on job satisfaction (ES =
159 0.46, 95% CI 0.39 to 0.53, $p < .001$). Managers also tended to be more satisfied with their jobs,
160 with a higher prevalence of managers highly satisfied with their jobs than employees (84.7 vs
161 68.8%, $p < .001$) (**Fig 2**). Managers were twice as likely to be more satisfied than employees
162 (OR = 2.65, 95% CI 2.18 to 3.23, $p < .001$) (**Fig 3**).

163 **Fig 2. Job satisfaction by job position**

164 ‘***’: $p < 0.001$

165 **Fig 3. Influence of socio-demographic factors of job satisfaction**

166 A colored circle means that the measured effect is significant, an empty circle means no effect. The reference
167 classes (REF) of the different parameters are the following: age: workers under 45; seniority: workers with less
168 than 10 years of service; sex: male; job position: employee.

169

170 **Results of the “job satisfaction” questionnaire**

171 Overall, the psychosocial feelings were higher in managers than in employees (**Fig 4**).
172 Ambiance (mean \pm SD 71.2 ± 20.9 vs 66.1 ± 24.2), meaning (66.9 ± 21.8 vs 56.1 ± 23.1),
173 organization (55.3 ± 23.6 vs 46.6 ± 24.6), recognition (62.8 ± 23.9 vs 48.3 ± 26.7) and values
174 (66.3 ± 21.7 vs 56.5 ± 23.1) were higher among managers ($p < .001$). Only the work-life balance
175 (balance) did not seem to be impacted by the position within the company (58.1 ± 23.9 vs 59.2
176 ± 23.4 , $p = 0.2$).

177 **Fig 4. Psychosocial feelings by job position**

178 ‘***’: $p < 0.001$; ‘NS’: not significant

179 Each psychosocial factor was found to have positively influenced job satisfaction regardless of
180 the workers job position (**Fig 5**). For managers, job satisfaction was mainly driven by

181 recognition (ES = 0.48, 95% CI 0.33 to 0.58) followed by values (0.43, 0.30 to 0.57) and
182 organization (0.36, 0.23 to 0.49) ($p < .001$). Among employees, recognition (0.45, 0.41 to 0.48),
183 meaning (0.41, 0.37 to 0.45) and ambiance (0.32, 0.29 to 0.36) were the psychosocial factors
184 that most influenced level of job satisfaction ($p < .001$). The balance was found to have the least
185 contribution for both managers (0.18, 0.07 to 0.29) and employees (0.11, 0.07 to 0.14) ($p <$
186 $.001$).

187 **Fig 5. Influence of psychosocial factors of job satisfaction by job position**

188 *A colored circle means that the measured effect is significant, an empty circle means no effect.*

189 The job satisfaction indicators of recognition (OR = 3.84, 95% CI 2.11 to 6.99, $p < .001$), values
190 (2.23, 2.20 to 8.14, $p < .001$) and organization (2.66, 1.30 to 5.45, $p = 0.008$) remained the
191 primary drivers of a high job satisfaction in managers. Balance (2.32, 1.29 to 4.15, $p = 0.005$)
192 and meaning (1.87, 1.00 to 3.49, $p = 0.049$) were also shown to be a driver of a high job
193 satisfaction (2.05, 1.11 to 3.79, $p = 0.02$), but not the ambiance (1.45, 0.85 to 2.49, $p = 0.2$). In
194 employees, recognition (3.14, 2.74 to 3.60) and meaning (2.70, 2.33 to 3.13) were the primary
195 drivers of a high job satisfaction, followed by organization (2.34, 2.02 to 2.71) ($p < .001$). Other
196 psychosocial factors, namely ambiance (2.02, 1.78 to 2.29), values (1.86, 1.59 to 2.17) and
197 balance (1.34, 1.19 to 1.51) were also found to be drivers of a high job satisfaction in employees
198 ($p < .001$) (**Fig 5**).

199

200 **The job satisfaction and the socio-demographic characteristics of the workers**

201 In addition to the major effect of the managerial position, some socio-demographic variables
202 have been revealed as factors of job satisfaction, although their effect was much smaller than
203 that of the job position. Workers over 45 years of age (ES = -0.09, 95% CI -0.13 to -0.05) and
204 those with more than 10 years of seniority (-0.23, -0.27 to -0.18) reported having a lower level
205 of job satisfaction ($p < .001$) (**Figure 3**). Being over 45 years old decreases the chances of being
206 satisfied at work by 13% (OR = 0.87, 95% CI 0.79 to 0.95, $p = 0.002$) and having 10 or more

207 years of seniority by 19% (0.71, 0.65 to 0.79, $p < .001$). Finally, both job satisfaction level (-
208 0.02, -0.06 to 0.02, $p = 0.97$) and prevalence of workers with a high job satisfaction (0.97, 0.88
209 to 1.06, $p = 0.5$) did not appear to differ by sex (**Fig 3**).

210

211 **Discussion**

212 The main results show that in terms of job satisfaction and psychosocial feelings, the position
213 within the company plays a crucial role. Psychosocial factors can influence the job satisfaction
214 of managers and employees differently. Other socio-demographic factors were also found to
215 have an impact on job satisfaction among workers.

216

217 **The influence of the manager's role on job satisfaction**

218 The role of the manager is crucial in the professional environment. Indeed, the manager has a
219 heavy responsibility to achieve successful outcomes while ensuring that the expectations of
220 their staff are met, both human and organizational (31,32). Therefore, the benefits of good
221 leadership are numerous (3,33,34). Thus, if the role of the manager is to ensure the well-being
222 and job satisfaction of their employees (35), it is also essential to ensure that they are satisfied
223 themselves. In this study, we aimed to assess the influence of the managerial position on both
224 job satisfaction and psychosocial feelings. Our results show that on average, managers have
225 higher levels of job satisfaction and are more satisfied with their job than employees.
226 Previously, differences in perceived job satisfaction according to position in a health care
227 environment have shown that physicians had the highest job satisfaction (14), with registered
228 nurses the lowest (36) among several healthcare professions. This may suggest that greater
229 responsibilities attributed to managers, often associated with greater latitude in decision
230 making, make them more satisfied than employees, who are themselves often the subject of
231 management policies (37,38). Knowing that job satisfaction is linked to health benefits

232 (1,2,4,5), organizations should strive to improve the job satisfaction of employees, who appear
233 to be less satisfied than managers.

234

235 **Psychosocial feelings as factors of job satisfaction**

236 All considered psychosocial factors were found to influence job satisfaction for both employees
237 and managers. Our findings show that job satisfaction is positively influenced by ambiance at
238 work, which is in line with literature that found that it can be improved by encouraging social
239 support and team cohesion (36). Recognition at work can take several forms including notably
240 recognition by patients or clients, by colleagues or by management. A study among doctors in
241 China found that doctors with higher patient recognition presented higher level of job
242 satisfaction (39), as observed in our study, with managers / employees reporting higher
243 recognition having greater job satisfaction. Work-life balance was also found to be a factor of
244 job satisfaction, which is in line with literature (40,41). A study conducted in health
245 professionals found that work-family conflict can also lead to lower job satisfaction (42).
246 Meaning at work is defined as “the discovery of existential meaning from work experience,
247 work itself and work purpose/goals” (43). Thus, it is not surprising to find a direct link between
248 meaning and job satisfaction as it translates among other things the motivation and the
249 fulfillment of the worker. Organization commitment, known for being related to job satisfaction
250 among nurses (13,44), was also found to be positively related to job satisfaction. Lastly, work
251 values were positively related to job satisfaction, which is consistent with the findings of
252 previous studies on the subject (45,46). It has also been highlighted among doctors that those
253 with higher work values scores presented higher job satisfaction (39). Recommendations should
254 be made for organizations to strive for improvement of workers’ psychosocial feelings, to
255 consequently improve their job satisfaction.

256

257 **The socio-demographic factors of job satisfaction**

258 Age and seniority also emerged as factors that could affect job satisfaction, with lower levels
259 on average and even a lower prevalence of satisfied workers among the older workers (45 years
260 old or more) and more senior workers (10 years of service or more). The link between age and
261 job satisfaction has already been demonstrated, but the results are equivocal. Sometimes job
262 satisfaction increased with age (47), sometimes it decreased (48) or presented a U-shape effect
263 (49). For the seniority, its negative influence on job satisfaction has already been reported in
264 the literature (47). No sex differences could be found in our study, although previous studies
265 have shown that women pharmacists were more satisfied than men at work (50), while the
266 opposite relationship has been found in physicians (51,52). Therefore, an absence of effect may
267 not seem so surprising and suggests that, among Wittyfit's users, the drivers of job satisfaction
268 are the same for both men and women. Organizations must be aware that socio-demographic
269 characteristics can influence job satisfaction to ensure that policies to improve well-being in
270 the workplace are effective.

271

272 **Limitations**

273 We acknowledge some limitations in our study. Self-reported feelings of workers (job
274 satisfaction and psychosocial factors) were assessed using a single VAS instead of complete
275 questionnaire as often used (53). This may lead to over- or under-estimated measurements that
276 may cause a measurement bias as well as an affective bias (54). Nevertheless, with a Cronbach's
277 α of 0.84, we can assume that our questionnaire is reliable. Due to its size, our sample might
278 not be representative of French workers. Indeed, it is not possible to state that it is representative
279 in terms of jobs, nor even in terms of sectors of activity, as this information is not provided by
280 Wittyfit's clients. However, on the one hand, with the inclusion of seventeen different
281 companies, it can be assumed that numerous jobs were represented. On the other hand, the

282 inclusion of a random effect in our regression models, namely the “company” effect, allowed
283 us to measure the influence of the company on the outcome independently of the fixed effects,
284 namely the psychosocial and socio-demographic factors including the influence of the position
285 held by the employee. Even taking these considerations into account, we believe
286 generalizability of the findings from our study is possible.

287

288 **Conclusions**

289 Managers have higher job satisfaction and psychosocial feelings at work than employees.
290 Several psychosocial factors can influence workers’ job satisfaction. Associated effect sizes
291 may vary according to the level of position within the company. Socio-demographic factors
292 such as age and seniority may influence job satisfaction as well. Companies should implement
293 policies aimed at improving the well-being of their employees to improve their job satisfaction,
294 regardless of their position.

295

296 **Acknowledgements**

297 We express our sincere gratitude to all voluntary workers using Wittyfit, who participated in
298 this study.

299

300 **Conflicts of Interest**

301 RC, SD and TC are part of Wittyfit. Other authors have declared that no competing interests
302 exist (F.D. is responsible for the scientific accuracy of Wittyfit, but is not paid by Wittyfit; as
303 previously published, Wittyfit is a public private partnership with the CHU Clermont-Ferrand).

304

305 **Authors’ Contributions**

306 Study design: FD, SD;

307 Study conduct: RC, FD, BP, SD;

308 Data collection: SD, TC;

309 Data analysis: RC, BP;

310 Data interpretation: RC, FD, BP;

311 Drafting manuscript: RC;

312 Revising manuscript content: RC, FD, BP, ACB;

313 Approving final version of manuscript: all authors.

314 RC, BP, SD, FD take responsibility for the integrity of the data analysis.

315

316 **References**

317 1. Rahman M, Sen AK. Effect of job satisfaction on stress, performance and health in self-
318 paced repetitive work. *Int Arch Occup Environ Health*. 1987;59(2):115–21.

319 2. Bogler R, Somech A. Influence of teacher empowerment on teachers' organizational
320 commitment, professional commitment and organizational citizenship behavior in schools.
321 *Teaching and Teacher Education*. 2004;20(3):277–89.

322 3. Han GH, Jekel M. The mediating role of job satisfaction between leader-member
323 exchange and turnover intentions. *J Nurs Manag*. 2011;19(1):41–9.

324 4. Satuf C, Monteiro S, Pereira H, Esgalhado G, Marina Afonso R, Loureiro M. The
325 protective effect of job satisfaction in health, happiness, well-being and self-esteem. *Int J Occup
326 Saf Ergon*. 2018;24(2):181–9.

327 5. Hou J, He Y, Zhao X, Thai J, Fan M, Feng Y, et al. The effects of job satisfaction and
328 psychological resilience on job performance among residents of the standardized residency
329 training: a nationwide study in China. *Psychol Health Med*. 2020;25(9):1106–18.

330 6. Faragher EB, Cass M, Cooper CL. The relationship between job satisfaction and health:
331 a meta-analysis. *Occup Environ Med*. 2005;62(2):105–12.

- 332 7. Locke EA. The nature and causes of job satisfaction. Handbook of Industrial and
333 Organizational Psychology. 1976;
- 334 8. Karasek RA. Job Demands, Job Decision Latitude, and Mental Strain: Implications for
335 Job Redesign. *Administrative Science Quarterly*. 1979;24(2):285–308.
- 336 9. Karasek R, Theorell T. Healthy work: stress, productivity, and the reconstruction of
337 working life. New York: Basic Books; 1990.
- 338 10. Siegrist J. Adverse health effects of high-effort/low-reward conditions. *J Occup Health*
339 *Psychol*. 1996;1(1):27–41.
- 340 11. de Jonge J, Bosma H, Peter R, Siegrist J. Job strain, effort-reward imbalance and
341 employee well-being: a large-scale cross-sectional study. *Social Science & Medicine*.
342 2000;50(9):1317–27.
- 343 12. Siegrist J, Starke D, Chandola T, Godin I, Marmot M, Niedhammer I, et al. The
344 measurement of effort–reward imbalance at work: European comparisons. *Social Science &*
345 *Medicine*. 2004;58(8):1483–99.
- 346 13. Lu H, Zhao Y, While A. Job satisfaction among hospital nurses: A literature review. *Int*
347 *J Nurs Stud*. 2019;94:21–31.
- 348 14. Tarcan M, Hikmet N, Schooley B, Top M, Tarcan GY. An analysis of the relationship
349 between burnout, socio-demographic and workplace factors and job satisfaction among
350 emergency department health professionals. *Applied Nursing Research*. 2017;34:40–7.
- 351 15. Taghinezhad F, Safavi M, Raiesifar A, Yahyavi SH. Antecedents of organizational
352 citizenship behavior among Iranian nurses: a multicenter study. *BMC Res Notes*. 2015;8:547.
- 353 16. Thomas KW, Tymon WG. Bridging the motivation gap in total quality. *Quality*
354 *Management Journal*. 1997;4(2):80–96.
- 355 17. Hagedorn LS. Conceptualizing faculty job satisfaction: components, theories, and
356 outcomes. *New Directions for Institutional Research*. 2000;27(1):5–20.

- 357 18. Gazioglu S, Tansel A. Job satisfaction in Britain: individual and job related factors.
358 Applied Economics. 2006;38(10):1163–71.
- 359 19. Penconek T, Tate K, Bernardes A, Lee S, Micaroni SPM, Balsanelli AP, et al.
360 Determinants of nurse manager job satisfaction: A systematic review. Int J Nurs Stud.
361 2021;118:103906.
- 362 20. HR engagement and transformation platform - Wittyfit [Internet]. 2021. Available from:
363 <https://wittyfit.com/en/>
- 364 21. Dutheil F, Duclos M, Naughton G, Dewavrin S, Cornet T, Huguet P, et al. Wittyfit-live
365 your work differently: study protocol for a workplace-delivered health promotion. JMIR
366 Research Protocols. 2017;6(4):e6267.
- 367 22. Lesage F-X, Berjot S, Deschamps F. Clinical stress assessment using a visual analogue
368 scale. Occup Med (Lond). 2012;62(8):600–5.
- 369 23. Dutheil F, Trousselard M, Perrier C, Lac G, Chamoux A, Duclos M, et al. Urinary
370 interleukin-8 is a biomarker of stress in emergency physicians, especially with advancing age-
371 -the JOBSTRESS* randomized trial. PLoS One. 2013;8(8):e71658.
- 372 24. Dutheil F, Pereira B, Moustafa F, Naughton G, Lesage F-X, Lambert C. At-risk and
373 intervention thresholds of occupational stress using a visual analogue scale. PLoS One.
374 2017;12(6):e0178948.
- 375 25. Little RJA, Rubin DB. Statistical Analysis with Missing Data. Second Edition. New
376 York: John Wiley & Sons; 2002.
- 377 26. Li P, Stuart EA, Allison DB. Multiple Imputation: A Flexible Tool for Handling Missing
378 Data. JAMA. 2015;314(18):1966–7.
- 379 27. Ben-Shachar MS, Lüdtke D, Makowski D. effectsize: estimation of effect size indices
380 and standardized parameters. Journal of Open Source Software. 2020;5(56):2815.

- 381 28. Funder DC, Ozer DJ. Evaluating effect size in psychological research: sense and
382 nonsense. *Advances in Methods and Practices in Psychological Science*. 2019;2(2):156–68.
- 383 29. Chen H, Cohen P, Chen S. How Big is a Big Odds Ratio? Interpreting the Magnitudes
384 of Odds Ratios in Epidemiological Studies. *Communications in Statistics - Simulation and
385 Computation*. 2010;39(4):860–4.
- 386 30. R Core Team. R: a language and environment for statistical computing. Vienna, Austria:
387 R Foundation for Statistical Computing; 2021.
- 388 31. Birken SA, Lee S-YD, Weiner BJ. Uncovering middle managers' role in healthcare
389 innovation implementation. *Implement Sci*. 2012;7:28.
- 390 32. Birken SA, DiMartino LD, Kirk MA, Lee S-YD, McClelland M, Albert NM.
391 Elaborating on theory with middle managers' experience implementing healthcare innovations
392 in practice. *Implementation Sci*. 2016;11(1):2.
- 393 33. Bianchi M, Bagnasco A, Bressan V, Barisone M, Timmins F, Rossi S, et al. A review
394 of the role of nurse leadership in promoting and sustaining evidence-based practice. *J Nurs
395 Manag*. 2018;26(8):918–32.
- 396 34. Moon SE, Van Dam PJ, Kitsos A. Measuring Transformational Leadership in
397 Establishing Nursing Care Excellence. *Healthcare (Basel)*. 2019;7(4):132.
- 398 35. Tang JH-C, Hudson P. Evidence-Based Practice Guideline: Nurse Retention for Nurse
399 Managers. *J Gerontol Nurs*. 2019;45(11):11–9.
- 400 36. Cheung K, Ching SSY. Job satisfaction among nursing personnel in Hong Kong: a
401 questionnaire survey. *Journal of Nursing Management*. 2014;22(5):664–75.
- 402 37. Kane-Urrabazo C. Management's role in shaping organizational culture. *J Nurs Manag*.
403 2006;14(3):188–94.
- 404 38. Colin-Chevalier R, Pereira B, Benson AC, Dewavrin S, Cornet T, Dutheil F. The
405 protective role of job control/autonomy on mental strain of managers: a cross-sectional study

- 406 among Wittyfit’s users. *International Journal of Environmental Research and Public Health*.
407 2022;19(4):2153.
- 408 39. Zhang Z, Shi G, Li L, Bian Y. Job satisfaction among primary care physicians in western
409 China. *BMC Fam Pract*. 2020;21(1):219.
- 410 40. Allen TD, Herst DE, Bruck CS, Sutton M. Consequences associated with work-to-
411 family conflict: a review and agenda for future research. *J Occup Health Psychol*.
412 2000;5(2):278–308.
- 413 41. Orkibi H, Brandt YI. How Positivity Links With Job Satisfaction: Preliminary Findings
414 on the Mediating Role of Work-Life Balance. *Eur J Psychol*. 2015;11(3):406–18.
- 415 42. Thomas L, Ganster D. Impact of Family-Supportive Work Variables on Work–Family
416 Conflict and Strain: A Control Perspective. *Journal of Applied Psychology*. 1995;80:6–15.
- 417 43. Lee S. A concept analysis of “Meaning in work” and its implications for nursing. *J Adv*
418 *Nurs*. 2015;71(10):2258–67.
- 419 44. Peng J, Li D, Zhang Z, Tian Y, Miao D, Xiao W, et al. How can core self-evaluations
420 influence job burnout? The key roles of organizational commitment and job satisfaction. *J*
421 *Health Psychol*. 2016;21(1):50–9.
- 422 45. Kantek F, Kaya A. Professional Values, Job Satisfaction, and Intent to Leave Among
423 Nursing Managers. *Journal of Nursing Research*. 2017;25(4):319–25.
- 424 46. Kaya A, Boz İ. The development of the Professional Values Model in Nursing. *Nurs*
425 *Ethics*. 2019;26(3):914–23.
- 426 47. Dobrow Riza S, Ganzach Y, Liu Y. Time and Job Satisfaction: A Longitudinal Study
427 of the Differential Roles of Age and Tenure. *Journal of Management*. 2018;44(7):2558–79.
- 428 48. Anser MK, Ali M, Anwar F, Usman M. Subjective Age and Job Satisfaction: A
429 Moderated Mediation Model of Job Burnout and Chronological Age. *Front Public Health*.
430 2020;8:62.

- 431 49. Clark AE, Oswald AJ. Satisfaction and comparison income. *Journal of Public*
432 *Economics*. 1996;61(3):359–81.
- 433 50. Carvajal MJ, Popovici I, Hardigan PC. Gender and Age Variations in Pharmacists’ Job
434 Satisfaction in the United States. *Pharmacy (Basel)*. 2019;7(2):46.
- 435 51. Saperstein AK, Viera AJ, Firnhaber GC. Mentorship and Job Satisfaction Among Navy
436 Family Physicians. *Military Medicine*. 2012;177(8):883–8.
- 437 52. Miao Y, Li L, Bian Y. Gender differences in job quality and job satisfaction among
438 doctors in rural western China. *BMC Health Serv Res*. 2017;17(1):848.
- 439 53. Weiss DJ, Dawis RV, England GW. Manual for the Minnesota Satisfaction
440 Questionnaire. *Minnesota Studies in Vocational Rehabilitation*. 1967;22:120–120.
- 441 54. Devaux M, Sassi F. Social disparities in hazardous alcohol use: self-report bias may
442 lead to incorrect estimates. *European Journal of Public Health*. 2016;26(1):129–34.
- 443
- 444

medRxiv preprint doi: <https://doi.org/10.1101/2022.07.30.22278228>; this version posted July 31, 2022. The copyright holder for this preprint (which was not certified by peer review) is the author/funder, who has granted medRxiv a license to display the preprint in perpetuity. It is made available under a [CC-BY 4.0 International license](https://creativecommons.org/licenses/by/4.0/).

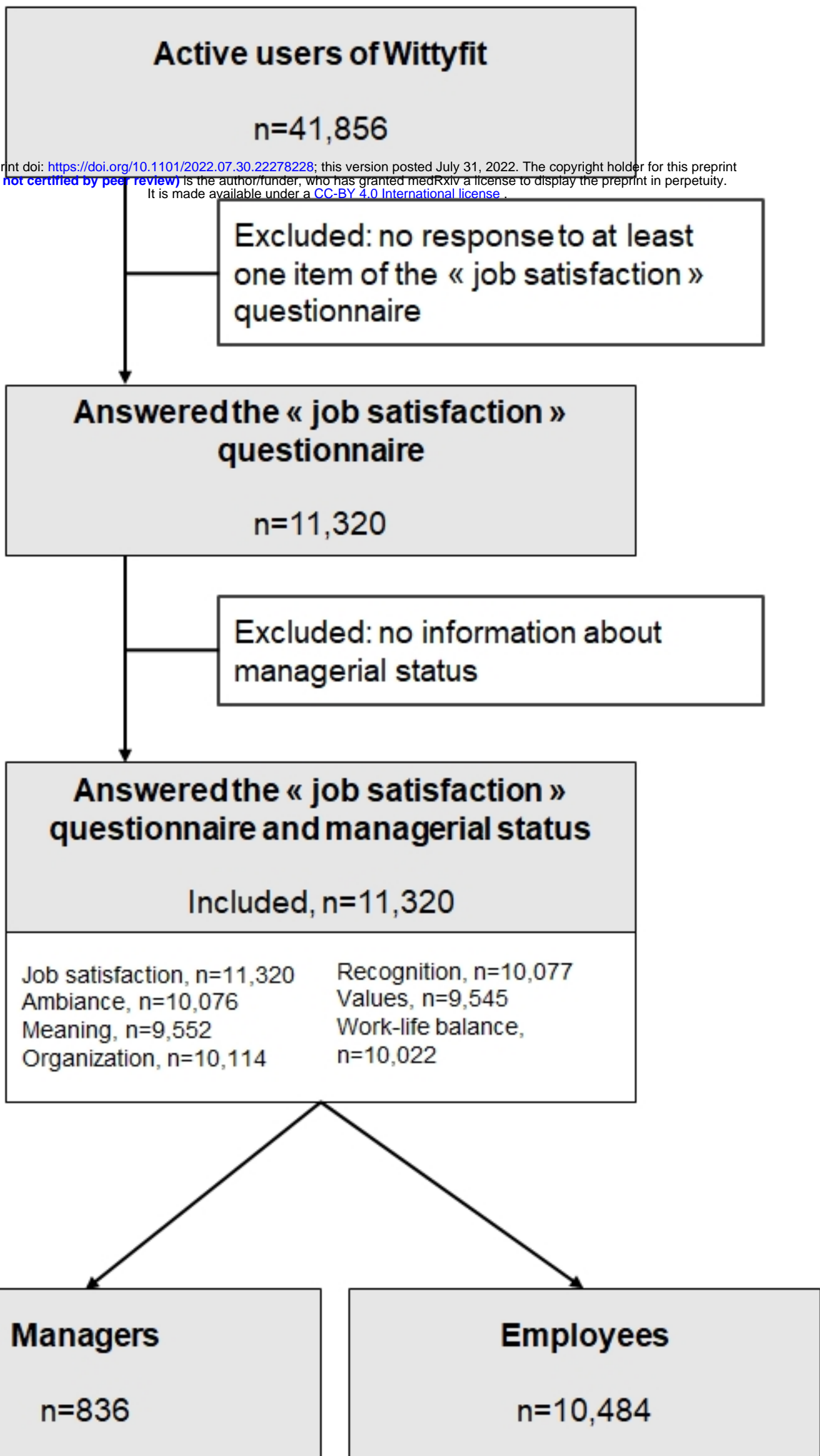


Fig 1

Mean levels of job satisfaction



Prevalence of workers with a high job satisfaction



Fig 2

Outcome: job satisfaction

Levels of job satisfaction
(quantitative variable)

Workers with a high job
satisfaction (qualitative variable)

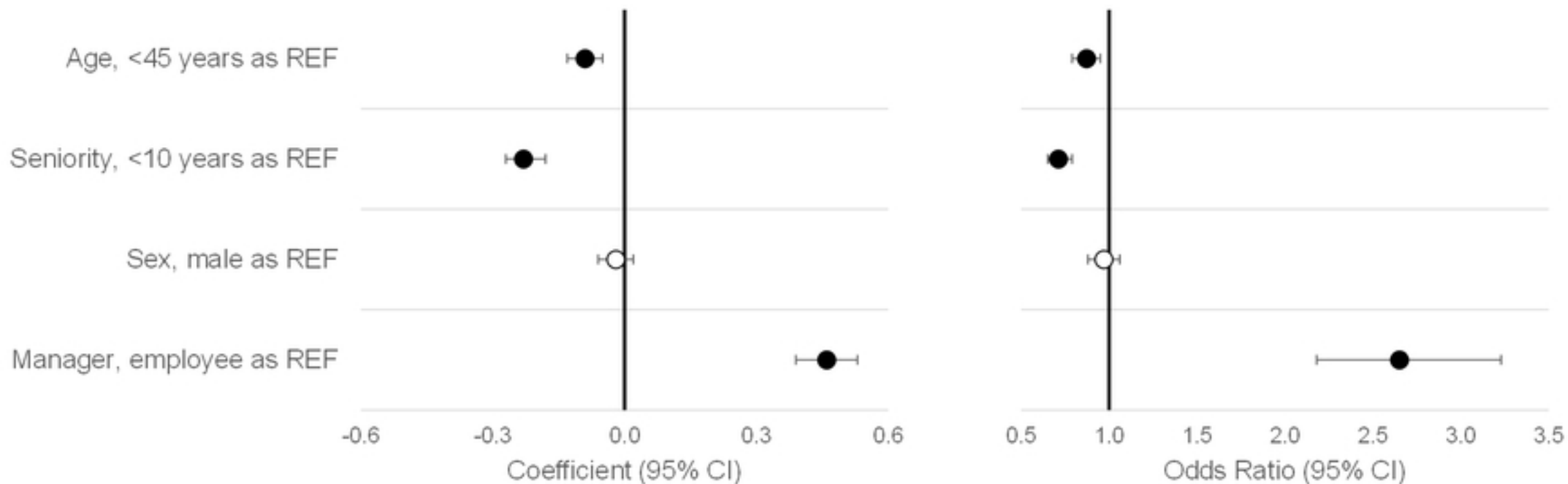


Fig 3

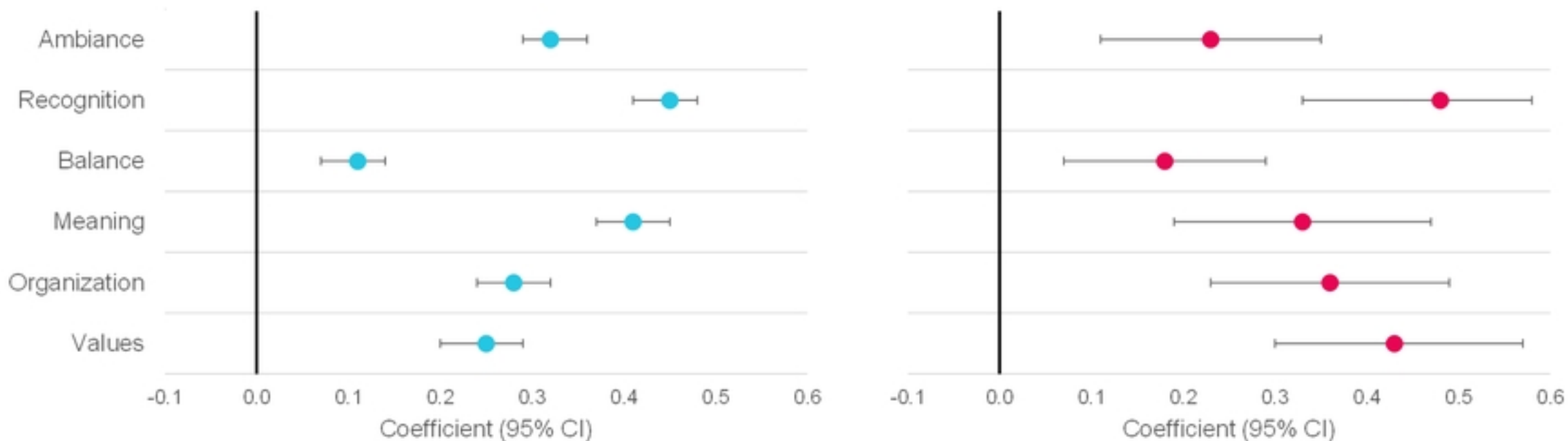


Fig 4

Outcome: levels of job satisfaction (quantitative variable)

Among employees

Among managers



Outcome: workers with a high job satisfaction (qualitative variable)

Among employees

Among managers

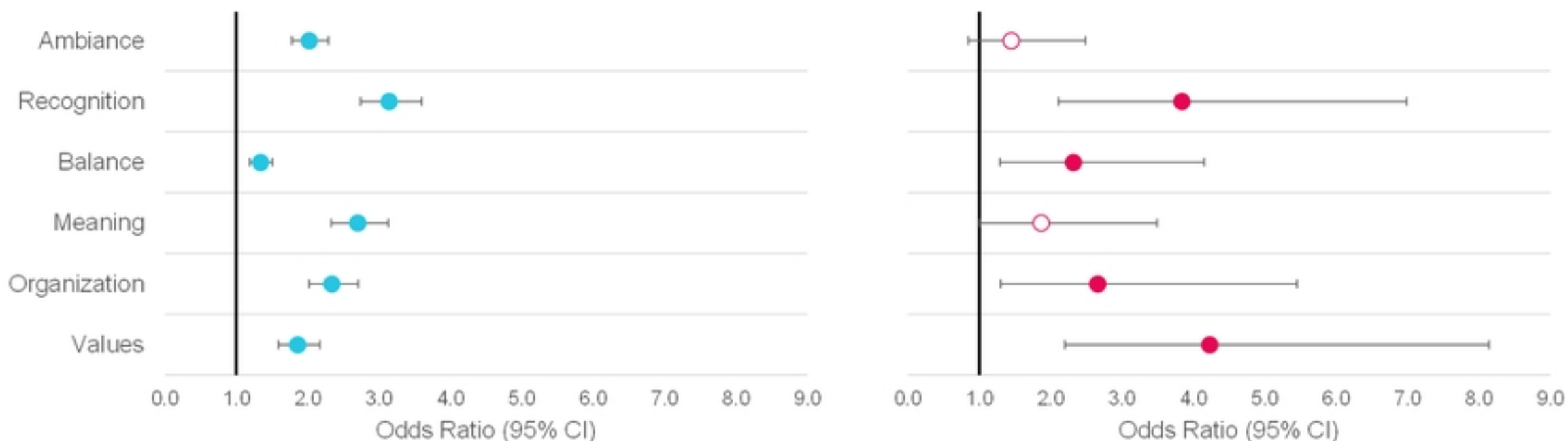


Fig 5

medRxiv preprint doi: <https://doi.org/10.1101/2022.07.30.22278228>; this version posted July 31, 2022. The copyright holder for this preprint (which was not certified by peer review) is the author/funder, who has granted medRxiv a license to display the preprint in perpetuity. It is made available under a [CC-BY 4.0 International license](https://creativecommons.org/licenses/by/4.0/).

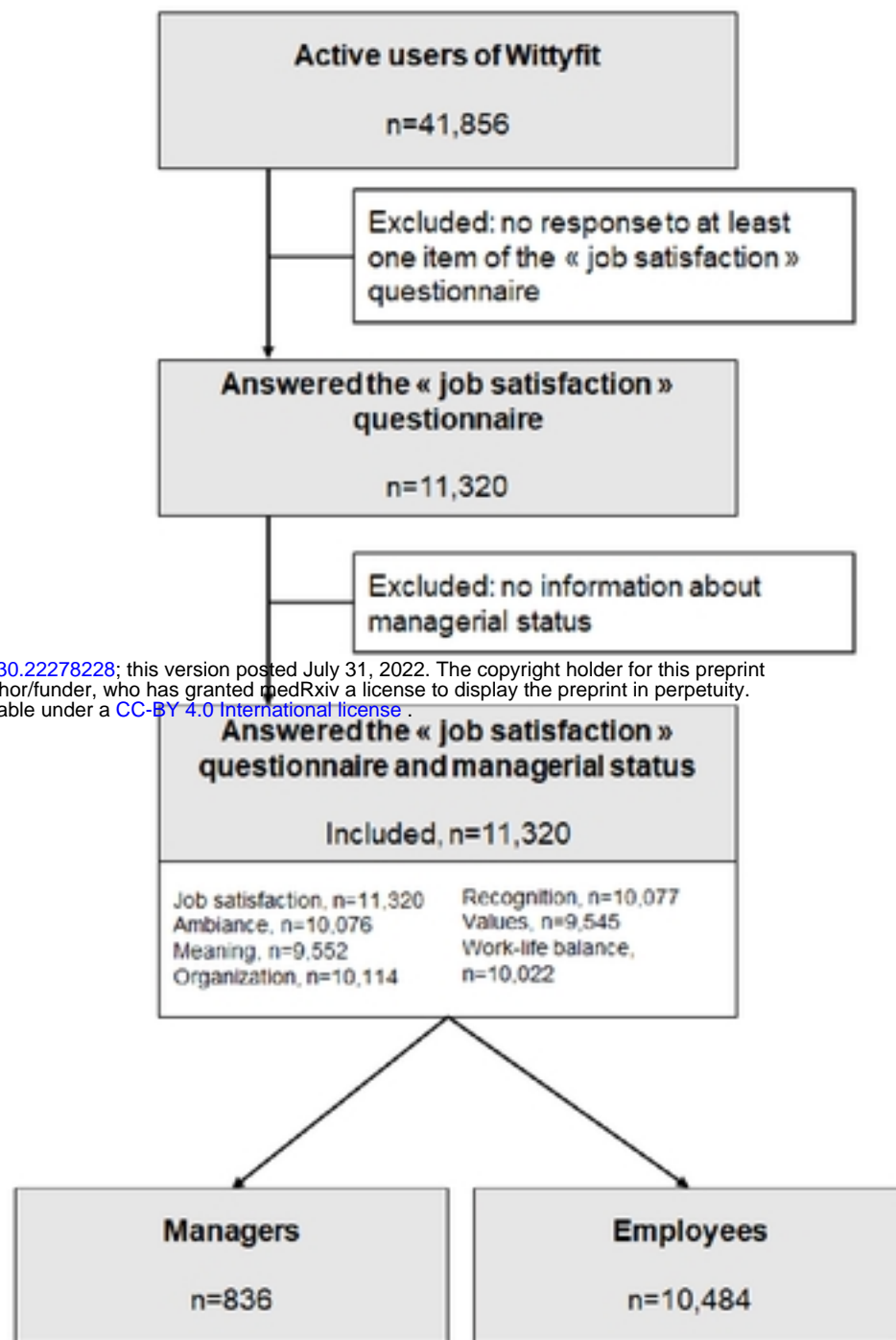


Fig1. Flow chart



Fig 2. Job satisfaction by job position

medRxiv preprint doi: <https://doi.org/10.1101/2022.07.30.22278228>; this version posted July 31, 2022. The copyright holder for this preprint (which was not certified by peer review) is the author/funder, who has granted medRxiv a license to display the preprint in perpetuity. It is made available under a [CC-BY 4.0 International license](https://creativecommons.org/licenses/by/4.0/).

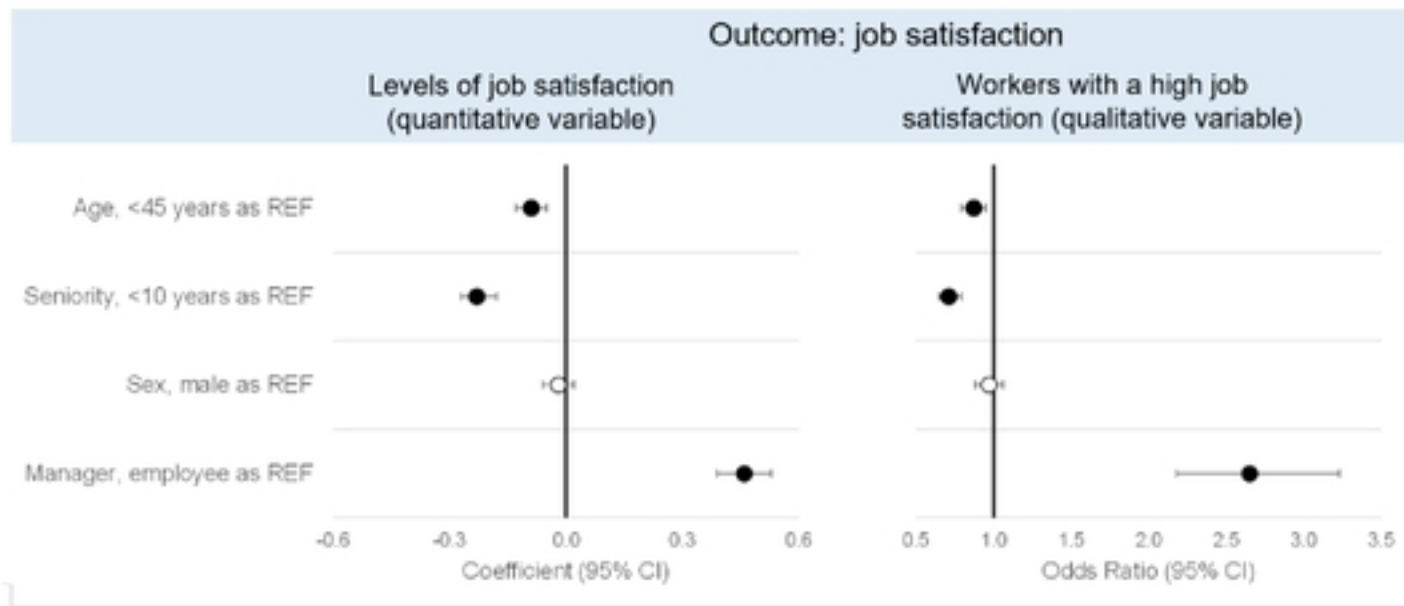
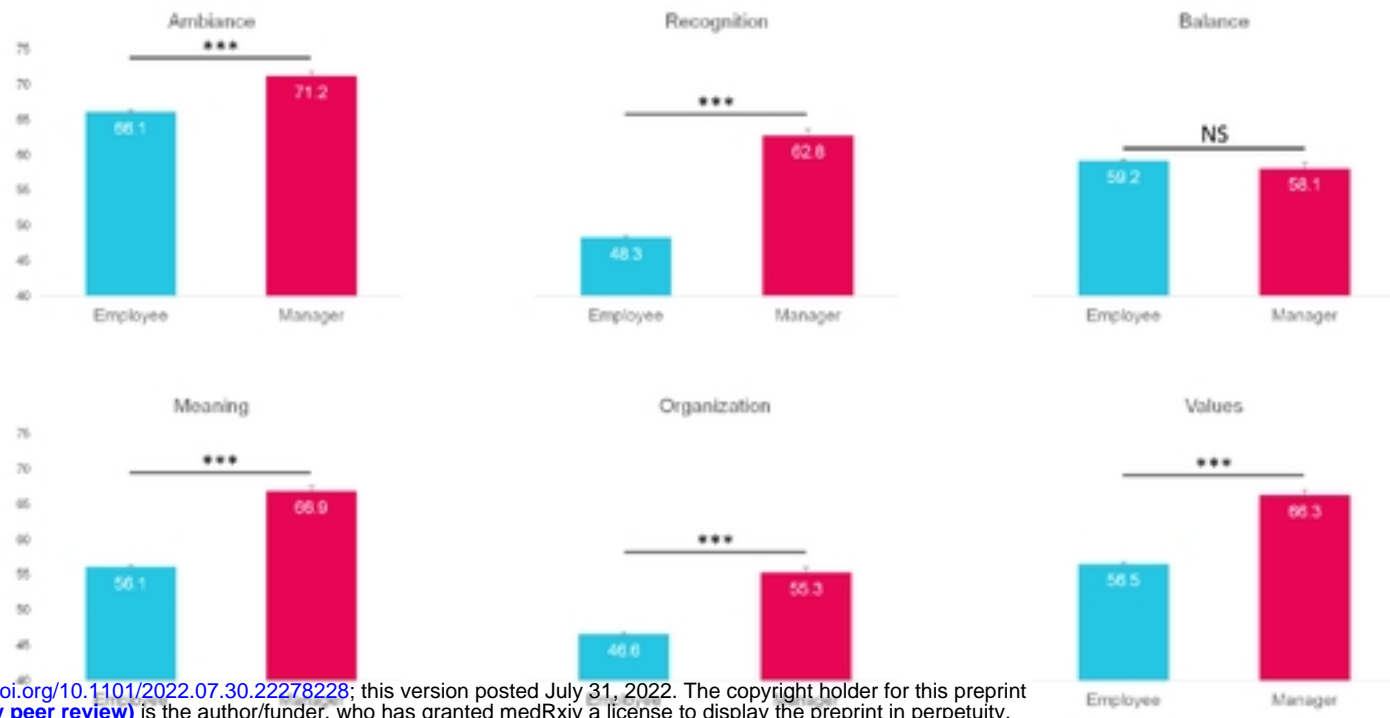


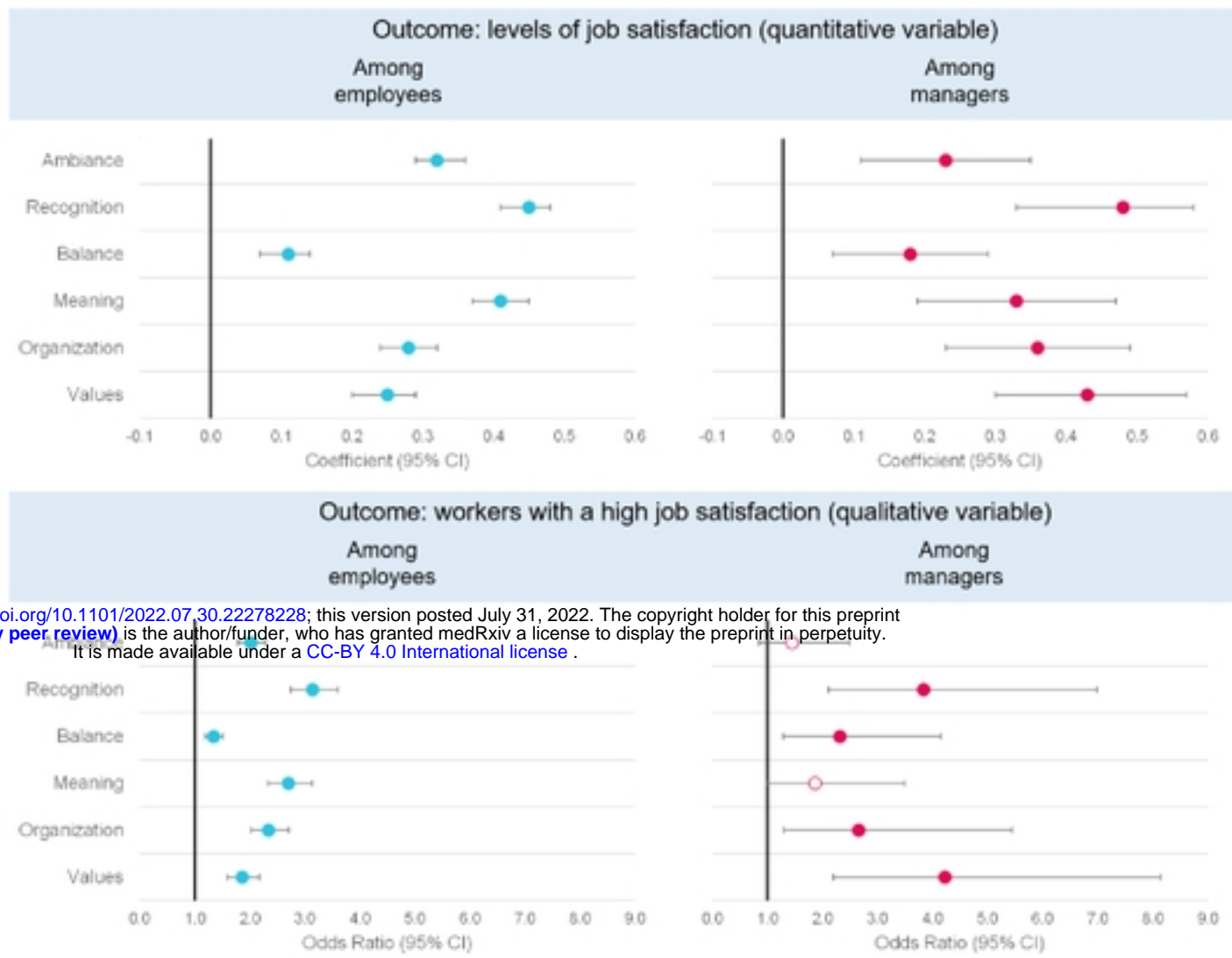
Fig 3. Influence of sociodemographic factors of job satisfaction

medRxiv preprint doi: <https://doi.org/10.1101/2022.07.30.22278228>; this version posted July 31, 2022. The copyright holder for this preprint (which was not certified by peer review) is the author/funder, who has granted medRxiv a license to display the preprint in perpetuity. It is made available under a [CC-BY 4.0 International license](https://creativecommons.org/licenses/by/4.0/).



medRxiv preprint doi: <https://doi.org/10.1101/2022.07.30.22278228>; this version posted July 31, 2022. The copyright holder for this preprint (which was not certified by peer review) is the author/funder, who has granted medRxiv a license to display the preprint in perpetuity. It is made available under a [CC-BY 4.0 International license](https://creativecommons.org/licenses/by/4.0/).

Fig 4. Psychosocial feelings by job position



medRxiv preprint doi: <https://doi.org/10.1101/2022.07.30.22278228>; this version posted July 31, 2022. The copyright holder for this preprint (which was not certified by peer review) is the author/funder, who has granted medRxiv a license to display the preprint in perpetuity. It is made available under a [CC-BY 4.0 International license](https://creativecommons.org/licenses/by/4.0/).

Fig 5. Psychosocial factors of job satisfaction by job position