

1 **Title:** Rapid Response for Notification of Monkeypox Exposure, Exposure Risk
2 Assessment and Stratification, and Symptom Monitoring

3

4 **Running title:** Rapid Response for MPX: REDCap to the Rescue

5

6 **Authors**

7 Lynn A. Simpson, MPH^{1,2}

8 Kaitlin Macdonald, MSN, ANP-BC, COHN-S³

9 Eileen F. Searle, PhD, RN, CCRN^{4,6}

10 Jennifer A. Shearer, MPH^{4,5}

11 Dimitar Dimitrov, MSSE²

12 Daniel Foley, BA²

13 Eduardo Morales, PhD²

14 Erica S. Shenoy, MD, PhD*^{‡6,7,8,9}

15

16 ¹Harvard Catalyst, The Harvard Clinical and Translational Science Center

17 ²Mass General Brigham Research Information Science & Computing

18 ³Mass General Brigham Occupational Health Services

19 ⁴Center for Disaster Medicine, Massachusetts General Hospital

20 ⁵Department of Emergency Preparedness and Business Continuity, Mass General
21 Brigham

22 ⁶Regional Emerging Special Pathogens Treatment Center, Massachusetts General
23 Hospital

24 ⁷Infection Control Unit, Massachusetts General Hospital, Boston, MA

25 ⁸Division of Infectious Diseases, Department of Medicine, Massachusetts General
26 Hospital

27 ⁹Harvard Medical School

28

29 All in Boston, MA

30

31 **Keywords:** healthcare personnel, exposure, monkeypox, symptom monitoring,
32 REDCap

33

34 **Word count:** 2,413/3,000; **Figures:** 2; **Supplement**

35 **‡ Corresponding author:**

36 Erica S. Shenoy, MD, PhD

37 Massachusetts General Hospital

38 Infection Control Unit

39 55 Fruit Street, Bulfinch 334

40 Boston, MA, 02114

41 Phone: 617-643-5637

42 Fax: 617-724-0267

43 eshenoy@mgh.harvard.edu

44 **ABSTRACT (249/250 words)**

45
46 **Objective.** Public health authorities recommend symptom monitoring of healthcare
47 personnel (HCP) after defined exposures to Monkeypox (MPX). We report on the rapid
48 development and implementation of mobile responsive survey solutions for notification
49 of possible exposure, exposure risk assessment and stratification, and symptom
50 monitoring.

51
52 **Setting.** Academic health center in Boston, Massachusetts, after admission of first
53 diagnosed case of MPX in the United States during the current global outbreak.

54
55 **Participants.** Research Electronic Data Capture (REDCap) design and programmers,
56 Infection Control, Occupational Health, and Emergency Preparedness specialists, and
57 HCP with possible exposure to MPX.

58
59 **Interventions.** Design and deployment of Research Electronic Data Capture (REDCap)
60 tools to identify HCP with possible exposure to MPX, perform exposure risk assessment
61 and stratification for post-exposure prophylaxis (PEP), and conduct symptom monitoring
62 during the exposure window. Project enhancements included dashboards for HCP
63 tracking and SMS text reminders for symptom monitoring.

64
65 **Results.** Tools to support the contact tracing and exposure investigation were deployed
66 within 24 hours of identification of a patient with suspected MPX, with the full suite in
67 production within 4 days of confirmation of the diagnosis of MPX. Clinical follow up of
68 HCP was integrated into the design, and real-time versioning allowed for adjustments
69 leading to improvements in HCP symptom monitoring compliance and enhanced
70 tracking.

71
72 **Conclusions.** During the current MPX outbreak, timely and comprehensive evaluation
73 of potential HCP exposures is necessary but presents logistical challenges. Rapid
74 development of MPX-specific solutions using REDCap enabled flexibility in design and
75 approach, and integration of targeted clinical support enhanced functionality.

76 **INTRODUCTION**

77 As the outbreak of Monkeypox (MPX) outside of endemic areas continues,¹ healthcare
78 facilities and public health authorities face the challenge of rapid identification of
79 individuals with possible exposures to MPX and subsequent management. While there
80 are various definitions of exposure developed by the United Kingdom,² Centers for
81 Disease Control and Prevention (CDC),³ and World Health Organization,⁴ the
82 challenges of efficient notification of possible exposure, performance of a risk
83 assessment to allow for risk stratification, and symptom monitoring during the exposure
84 window are substantial. Of immediate importance is risk stratification because
85 individuals at higher risk may be offered post-exposure prophylaxis (PEP) in the form of
86 vaccination, however the optimal window to offer vaccination is within 4 days of
87 exposure.⁵

88
89 We developed and deployed a suite of tools using REDCap (Research Electronic Data
90 Capture) as part of our MPX response building on prior use supporting planning and
91 preparedness efforts at Massachusetts General Hospital (MGH) and within the Mass
92 General Brigham (MGB) system. The REDCap technology was in use prior to the
93 current MPX outbreak as part of planned monitoring of HCP caring for patients in our
94 facilities' Biocontainment Unit and the Special Pathogens Unit at the Region 1 Emerging
95 Special Pathogens Treatment Center. Use of this technology was further developed to
96 support MGB during the COVID-19 pandemic, including use for symptom attestation
97 prior to on-site work for HCP,⁶ symptom monitoring after COVID-19 vaccination,⁷⁻⁹ and
98 creation of survey tools for COVID-19 exposure notification, risk assessment and
99 stratification. REDCap is a secure, web-based software platform designed to support
100 data capture for research studies.^{10,11}

101
102 We report on the rapid development of MPX-specific solutions and early experience in
103 deploying the technology including 1) Notification of Possible Exposure; 2) Exposure
104 Risk Assessment and Stratification, and 3) Symptom Check, as well as access to these
105 tools for use by others. Each solution was additionally enhanced by clinical support
106 teams providing HCP with counseling and guidance.

107 **METHODS**

108 Three tools were developed: 1) Notification of Possible Exposure; 2) Exposure Risk
109 Assessment and Stratification, and 3) Symptom Check. The flow of data into and
110 between these tools is depicted (**Figure 1**).

111
112 *Determination of the At-Risk Population*

113 HCP were initially identified as possibly exposed through pre-established standard
114 processes used for contact tracing and exposure investigations at our institution,
115 utilizing a trace within the electronic health record (EHR), and supplemented with
116 interviews with managers conducted by Infection Preventionists (IPs) and Occupational
117 Health Services (OHS) clinicians. The dataset included first and last exposure dates
118 and was imported into a REDCap project and combined with additional HCP data using
119 a custom MGB REDCap external module developed previously to support OHS
120 operations. Additional HCP data included contact information such as email address
121 and phone numbers.

122
123 *REDCap Build*

124 The tools were developed using all native REDCap v12.0.19 functionality except for two
125 MGB custom External Modules: Employee Data Sync and Custom Survey Login.
126 External Modules are individual software packages that are created and installed by a
127 REDCap developer/administrator. REDCap provided technical support for the core
128 project needs; however, due to the need for rapid assessment to deploy PEP, and
129 complexity of exposure assessment, the establishment of a team of clinicians to support
130 HCP use of all three tools was determined to be necessary and a Call Center was
131 established. The Call Center staff were identified and trained via a Labor Pool that was
132 established as part of MGH's Hospital Incident Command System which was mobilized
133 to support this response. External Modules extended current functionality of REDCap
134 and, for this project, enhanced data workflow, and allowed Call Center staff to login and
135 initiate a record on behalf of the HCP.

136
137 The REDCap build consisted of multiple surveys, email and SMS notifications, and an
138 advanced approach combining custom logic utilizing @CALCTEXT action-tag with
139 nested IF-statements for providing dynamic feedback to inform HCP of the results of
140 their Exposure Risk Assessment and Stratification and Symptom Check. For Symptom
141 Check compliance, the Call Center utilized an MS Excel file that was programmatically
142 updated daily with HCP data exported from REDCap via an Application Programmable
143 Interface (API).

144
145 This project was conducted as part of Infection Control and Occupational Health
146 Services and not subject to human subjects review.

147
148
149

150 **RESULTS**

151 Three integrated modules were developed within REDCap. Detailed specifications of
152 the tools, including an implementation guide is provided (Supplement), including
153 instructions on accessing the project at REDCap and github.

154
155 *Notification of Possible Exposure Tool*

156 In order to both identify HCP who could have been exposed to the index patient, and to
157 exclude HCP with no possible exposure, all HCP on the comprehensive trace list
158 received the Notification of Possible Exposure Survey tool.

159
160 The trace list included first and last exposure dates and was exported from the EHR to
161 an MS Excel file and then imported into REDCap using the Data Import tool. These data
162 were combined with additional HCP data, email address and phone numbers, using the
163 custom MGB REDCap external module: Employee Data Sync. Once an email address
164 was available, REDCap automatically sent an email to the HCP with information about
165 the type of exposure, dates, and locations and allowed the HCP to attest to preliminary
166 exposure question (yes/no). If the HCP indicated “Yes” to the preliminary question, they
167 were enrolled into a symptom monitoring tool: Symptom Check. This enrollment
168 occurred prior to exposure risk assessment and stratification. Within approximately 24
169 hours of preliminary diagnosis of the patient with MPX, the Notification of Possible
170 Exposure surveys were created and emailed to the first set of identified HCP and HCP
171 began to respond immediately.

172
173 *Exposure Risk Assessment and Stratification Tool*

174 Once HCP had been identified as meeting a preliminary definition of MPX exposure
175 based on response to the Notification of Possible Exposure, the next step was risk
176 assessment and classification. Applying a framework based on the CDC³ and
177 developed in collaboration with the Massachusetts Department of Public Health, the risk
178 stratification was finalized on May 20, 2022, and integrated into the REDCap design
179 over the next day and a half to complete the build on May 22, 2022. HCP were
180 presented with a series of exposure scenarios and asked to identify which one(s)
181 applied to their interactions with the index patient. Based on their responses, each HCP
182 was categorized as High, Intermediate, or Low/Uncertain Risk. Individuals who
183 answered “No” to all were recategorized as No Risk and were removed from the
184 investigation and from Symptom Check. Individuals who reported being unsure were
185 contacted by the Call Center staff to review their case and determine their risk
186 classification.

187
188 The survey displayed each category’s questions as a progression. Starting with the
189 High Risk category questions, if HCP indicated yes/unsure, they did not proceed to the
190 next category and questions did not display for Intermediate or Low/Uncertain Risk. If
191 HCP indicated no for the High Risk category, they proceeded to Intermediate and so on.
192 Multiple hidden fields on the survey were used to calculate the risk category and
193 number of days from last exposure (i.e., the exposure window). These derived
194 variables were used to display specific text to the HCP utilizing @CALCTEXT action-tag
195 with nested IF-statements (i.e., if PEP was recommended or not).

196
197
198
199
200
201
202
203
204
205
206
207
208
209
210
211
212
213
214
215
216
217
218
219
220
221
222
223
224
225
226
227
228
229
230
231
232
233
234
235
236
237
238
239
240

Symptom Check Tool

Individuals identified in High, Intermediate, and Low/Uncertain Risk classifications required symptom monitoring for 21 days from their last exposure per public health guidance. While HCP at our healthcare facility were required to attest to be asymptomatic with respect to COVID-19 symptoms prior to on-site work,⁶ the symptoms from MPX included those not part of our standard COVID-19 symptom screening, and the immediate actions based on a positive symptom screen differed.

The Symptom Check survey included information about symptom monitoring for Monkeypox, the HCP symptom monitoring start and end date, and asked “Since your last survey, have you had the following symptoms”. Symptom questions included fever, chills, new lymphadenopathy and new skin rash. If the HCP answered yes to any symptom, the survey would display instructions to self-isolate and contact OHS immediately. This information was also automatically emailed to HCP. Reports were available in REDCap to OHS and the Call Center staff to immediately identify any HCP reporting symptoms. Symptom Check compliance was encouraged by multiple methods: email, calls and text messaging.

Compliance with symptom monitoring was assessed: 67.0% of HCP were compliant with their Symptom Check 100% of surveyed days. Among the remaining HCP, Symptom Check was missed, on average, for 4.1 days during the exposure window to date; these HCP received follow up calls from Call Center and OHS staff. Employees Symptom Check start dates varied and many last exposure dates were before the 21 day window (i.e., before implementation of the survey). Therefore, not all employees were required to complete the full 21 days and some employees with re-exposures were required to complete more than 21 days (i.e., those who continued to provide care to the patient and were in the Low/Uncertain category).

Integrating Clinical Follow Up Into Design

REDCap provided technical support for the core project needs, however, due to the need for rapid assessment to deploy PEP, and complexity of exposure assessment, establishment of a Call Center was needed. This workflow addressed HCP with limited technical proficiency, language barriers, or both, as well as focused review of HCP reporting High or Intermediate Risk exposures who may be offered PEP.

Timeline of Implementation and Versioning in Real-Time

The initial identification of a possible case of MPX occurred on May 17, 2022, with confirmation by the CDC on May 18, 2022. The first Notification of Possible Exposure was sent at 8:21pm on May 18, 2022, and initial Symptom Checks began at 5:54pm on May 19, 2022. Upon confirmation of risk exposure categorization and stratification with Massachusetts Department of Public Health on May 20, 2022, the first Exposure Risk Assessments and Risk Stratifications were deployed via phone call on May 22, 2022. (Figure 2)

241 Versioning of assessments were included as part of the strategy to maintain data
242 integrity and reporting consistency. The Symptom Check was reduced from twice daily
243 to once daily during the study period and additional functionality was added to support
244 HCP including SMS (text message) reminders and by expanding the call center's scope.
245 Adding in the SMS option for daily reminders resulted in an increase in compliance.
246 HCP who enrolled in SMS messaging had an average daily compliance rate of 94.9%,
247 while those only receiving email reminders had a compliance rate of 88.4%.

248

249 *Support for HCP with limited technical proficiency or language barriers*

250 For each tool, managers assisted in identifying a subset of HCP who, for either
251 technical or language barriers, or both, required one-on-one assistance with the tools.
252 Call Center clinicians contacted HCP by phone to provide information about the MPX
253 Exposure Risk Assessment and completed the HCP assessment.

254

255 *Support for HCP with Reported High and Intermediate Risk Exposures*

256 HCP reporting High and Intermediate Risk exposures received a prompt upon survey
257 completion indicating that they would receive a follow up by Call Center clinicians to
258 assist in exposure verification and categorization, and to provide PEP counseling, when
259 indicated.

260

261 *Integrated Dashboard for Tracking*

262 For Symptom Check compliance, the Call Center utilized an MS Excel file that was
263 programmatically updated daily with HCP data exported from REDCap via an
264 Application Programmable Interface (API). Survey data collected in REDCap was
265 loaded into an MS Excel file via a Power Query accessing the REDCap API. A
266 transformation of the data was preprogrammed that would produce a final dataset of
267 non-compliant HCP and their associated contact information. Call Center staff were
268 trained on how to easily perform the extract, which required no knowledge of coding,
269 advanced excel knowledge, or authentication into REDCap. Call Center staff were
270 trained on how to document if a phone call was made and any notes that may assist in
271 future efforts.

272

273 Additionally, many reports were created within REDCap that allowed stakeholders and
274 technical staff the ability to monitor the actual symptom data that was being generated.
275 Most notably a report was created that would return any HCP who had reported being
276 symptomatic at their latest assessment.

277 **DISCUSSION**

278 Timely and comprehensive evaluation of exposures, including risk assessment, and
279 ongoing symptom monitoring is necessary and can present logistical challenges,
280 especially in the setting of an emerging outbreak with evolving definitions of exposures
281 and urgency to offer and deploy PEP for a subset of exposed individuals. We report on
282 rapid development of MPX-specific solutions using REDCap and early experience in
283 deployment.

284
285 Utilizing REDCap as the base technology enabled flexibility in design and approach,
286 and integration of targeted clinical support enhanced the functionality of the tools
287 developed. The technology used by the clinical team supporting HCP had to be intuitive,
288 accessible in real time by multiple remote staff, provide search abilities for HCP records,
289 and a data entry interface. Using another previously developed custom MGB REDCap
290 external module, assigned team members were able to access a user-friendly interface
291 to search for HCP records within the REDCap project. Proactive identification of HCP
292 who may benefit from clinical support, either based on technical proficiency (including
293 both access to email and comfort with survey completion) or language barriers, or for
294 whom counseling for PEP is indicated, was a critical component of the approach. As the
295 tools continue to be deployed, workflows including clinical support can continue to be
296 optimized for efficiency.

297
298 The MGH Monkeypox REDCap Toolkit and any custom external modules code are
299 available to other organizations to use (Supplement). Customization may be indicated if
300 an organization or entity is adapting local public health definitions of exposure or follow
301 up based on responses. The overall strategy of the solution design and development
302 was collaborative, with different developers creating components of the solution
303 simultaneously by focusing on specific areas: survey question formats, automated
304 notifications, authorized access and reporting.

305
306 In summary, there was an immediate need to operationalize exposure notification, risk
307 assessment and stratification, and symptom monitoring technology within days of
308 identification of a case of MPX. This was possible due to the modularized nature of
309 REDCap, the concise communications from the teams involved including OHS and
310 Infection Control on their system needs, and the experience of the development team in
311 creating similar tools prior to and during the COVID-19 pandemic to support operations
312 and research efforts. We anticipate that sharing this approach and the tools employed
313 may assist others in similar circumstances, and lead to advancements and
314 improvements. There is also broad applicability of these tools outside of healthcare
315 settings, where many of the same needs have been identified in the response to
316 community spread of MPX.

317 **FUNDING SOURCE**

318 This work was supported by US Assistant Secretary for Preparedness and Response (6
319 U3REP150548-05-08 to EFS and ESS).

320
321 This work was conducted with support from Harvard Catalyst | The Harvard Clinical and
322 Translational Science Center (National Center for Advancing Translational Sciences,
323 National Institutes of Health Award UL1 TR002541) and financial contributions from
324 Harvard University and its affiliated academic healthcare centers. The content is solely
325 the responsibility of the authors and does not necessarily represent the official views of
326 Harvard Catalyst, Harvard University and its affiliated academic healthcare centers, or
327 the National Institutes of Health.

328
329 The authors report no Conflicts of Interest.

330
331 **ACKNOWLEDGEMENTS**

332 The authors would like to thank the members of the MGH MPX Response Team,
333 including healthcare personnel from Patient Care Services, Occupational Health
334 Services, Infection Control, Emergency Preparedness, and the MGB REDCap Team.

FIGURES

Figure 1. Data Architecture of MGH Monkeypox REDCap Toolkit. Contact trace data from the Electronic Health Record (EHR) was extracted from MS Excel and imported into REDCap. HCP received the Notification of Possible Exposure Survey, and if they attested “yes” they proceeded to Symptom Check and Exposure Risk Assessment and Stratification surveys. Call Center staff utilized the Integrated Dashboard to track compliance and establish follow up for symptoms, as well as risk level confirmation, and counseling for post-exposure prophylaxis, if indicated. The REDCap External Modules (Employee Data Sync and Custom Survey Login) were used to enhance the project functionality.

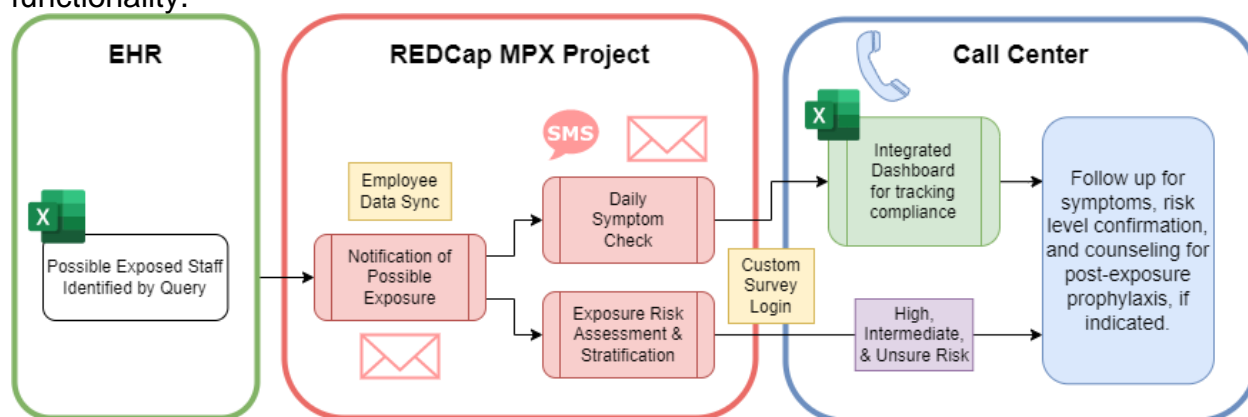
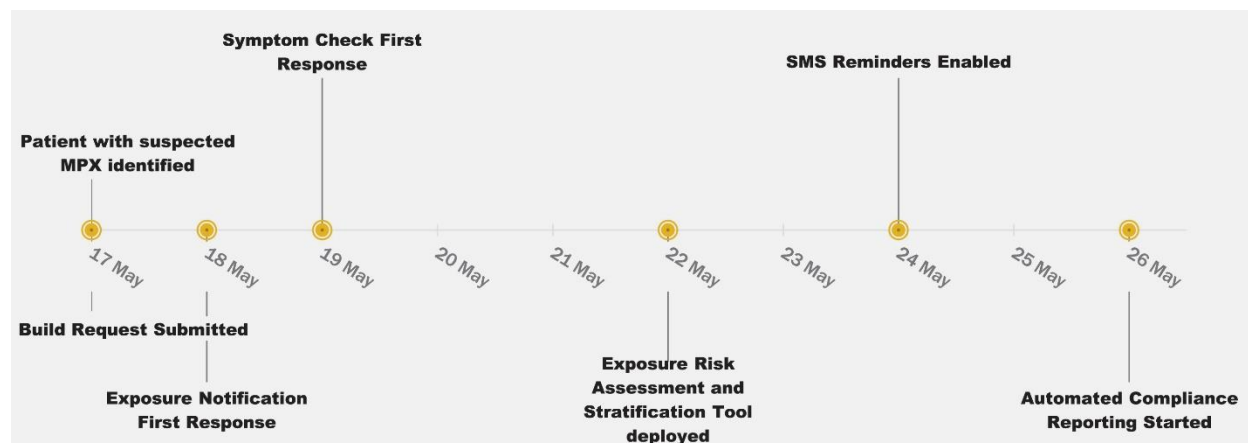


Figure 2. Timeline of Implementation for MGH Monkeypox REDCap Toolkit Within hours of identification of a suspect MPX case at Massachusetts General Hospital, a request for REDCap build was submitted. The Notification of Possible Exposure tool was deployed within 24 hours of preliminary diagnosis of MPX, and the Symptom Check Tool shortly thereafter, with first responses received within 24 hours of confirmation of MPX diagnosis. The Exposure Risk Assessment and Stratification Tool was deployed on May 22, 2022 followed by SMS Symptom Check reminders on May 24 and automated compliance reporting on May 26, 2022.

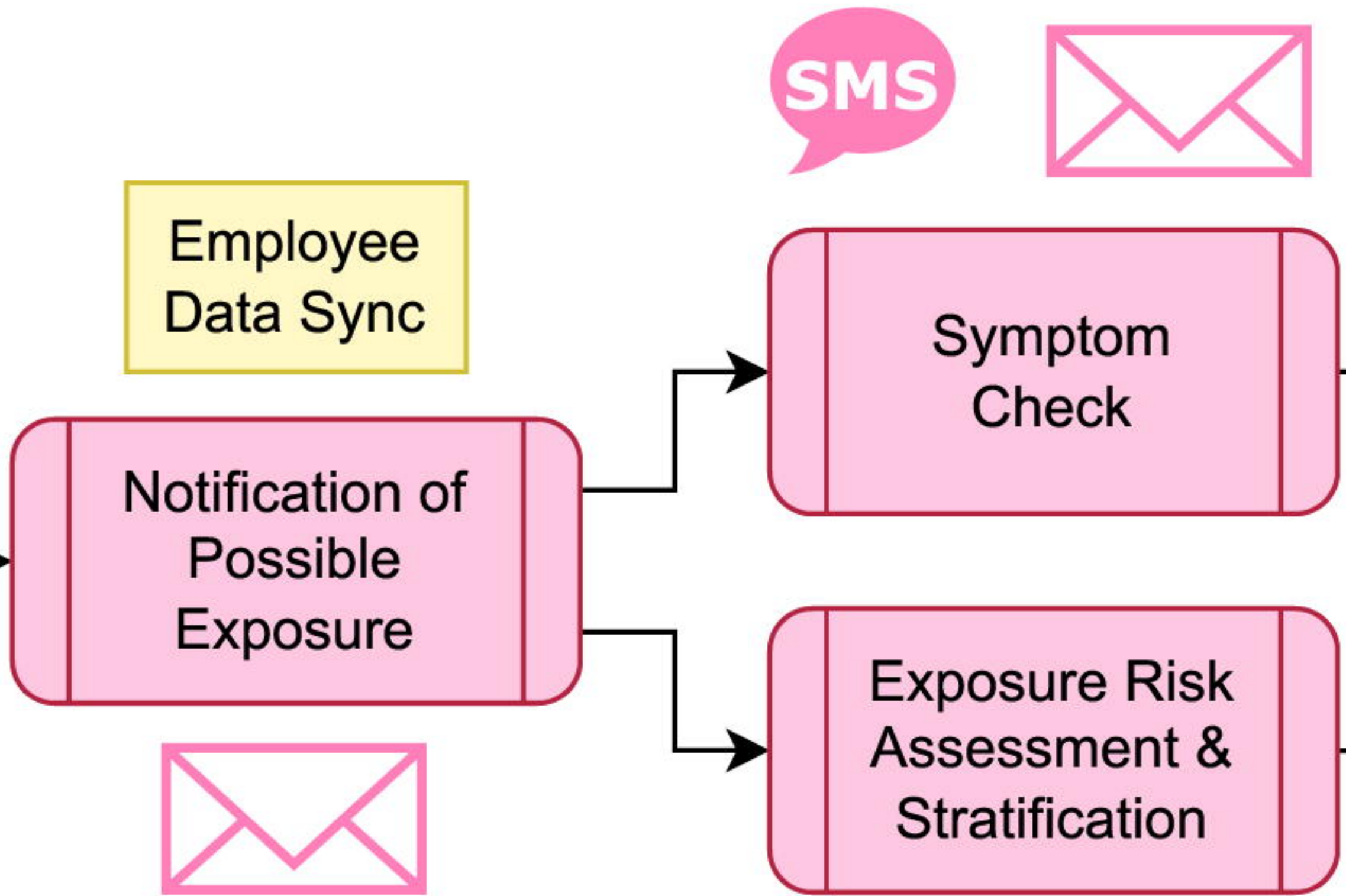


REFERENCES

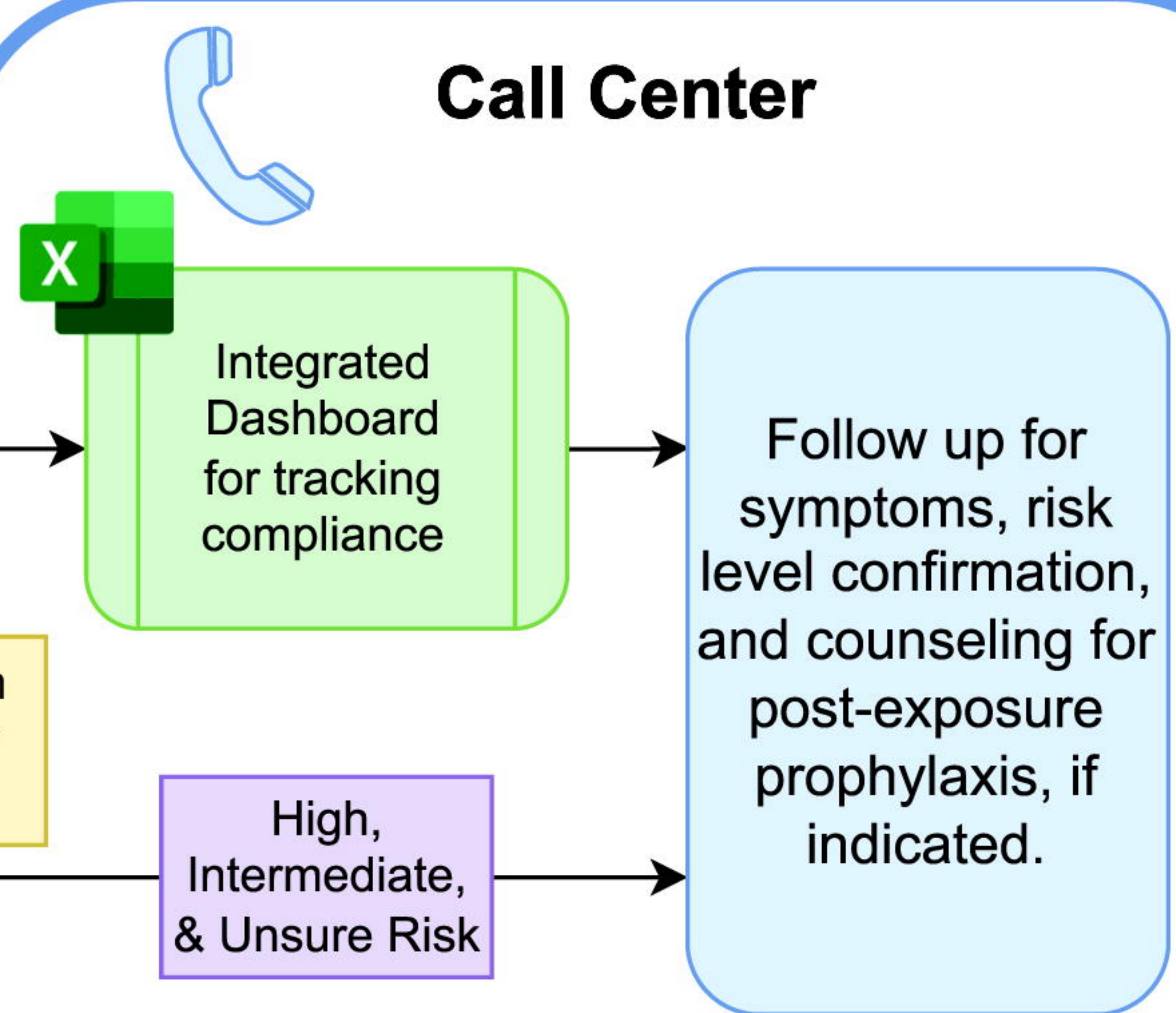
1. World Health Organization. Multi-country monkeypox outbreak in non-endemic countries: Update. Accessed 06/02/2022, <https://www.who.int/emergencies/disease-outbreak-news/item/2022-DON388>
2. United Kingdom Health Security Agency. Monkeypox Contact Tracing Guidance: Classification of Contacts and Advice for Vaccination and Follow-Up, May 20, 2022. Accessed 05/29/2022, https://assets.publishing.service.gov.uk/government/uploads/system/uploads/attachment_data/file/1079483/20220527_monkeypox-contact-tracing-classification-and-vaccination-matrix_v6.7.pdf
3. Centers for Disease C. Monitoring People Who Have Been Exposed. Updated 05/22/2022. Accessed 05/29/2022, 2022. <https://www.cdc.gov/poxvirus/monkeypox/clinicians/monitoring.html>
4. World Health Organization. Surveillance, case investigation, and contact tracing for Monkeypox, Interim Guidance, May 22, 2022. WHO/MPX/Surveillance/2022.1. Accessed 05/30/2022, <https://apps.who.int/iris/rest/bitstreams/1425004/retrieve>
5. Centers for Disease Control and Prevention (CDC). Monkeypox and Smallpox Vaccine Guidance. Accessed 05/30/2022, <https://www.cdc.gov/poxvirus/monkeypox/clinicians/smallpox-vaccine.html>
6. Zhang H, Dimitrov D, Simpson L, et al. A Web-Based, Mobile-Responsive Application to Screen Health Care Workers for COVID-19 Symptoms: Rapid Design, Deployment, and Usage. *JMIR Form Res*. Oct 8 2020;4(10):e19533. doi:10.2196/19533
7. Shenoy ES, Wickner PG, West LR, et al. Symptom monitoring after coronavirus disease 2019 (COVID-19) vaccination in a large integrated healthcare system: Separating symptoms from severe acute respiratory coronavirus virus 2 (SARS-CoV-2) infection. *Infect Control Hosp Epidemiol*. Nov 2 2021;1-8. doi:10.1017/ice.2021.449
8. Blumenthal KG, Robinson LB, Camargo CA, Jr., et al. Acute Allergic Reactions to mRNA COVID-19 Vaccines. *JAMA*. Apr 20 2021;325(15):1562-1565. doi:10.1001/jama.2021.3976
9. Blumenthal KG, Freeman EE, Saff RR, et al. Delayed Large Local Reactions to mRNA-1273 Vaccine against SARS-CoV-2. *N Engl J Med*. 04 2021;384(13):1273-1277. doi:10.1056/NEJMc2102131
10. Harris PA, Taylor R, Minor BL, et al. The REDCap consortium: Building an international community of software platform partners. *Journal of biomedical informatics*. Jul 2019;95:103208. doi:10.1016/j.jbi.2019.103208
11. Harris PA, Taylor R, Thielke R, Payne J, Gonzalez N, Conde JG. Research electronic data capture (REDCap)--a metadata-driven methodology and workflow process for providing translational research informatics support. *Journal of biomedical informatics*. Apr 2009;42(2):377-81. doi:10.1016/j.jbi.2008.08.010



REDCap MPX Project



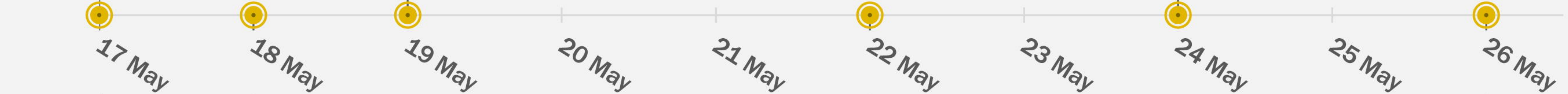
Call Center



Symptom Check First Response

SMS Reminders Enabled

Patient with suspected MPX identified



Build Request Submitted

Exposure Notification First Response

Exposure Risk Assessment and Stratification Tool deployed

Automated Compliance Reporting Started