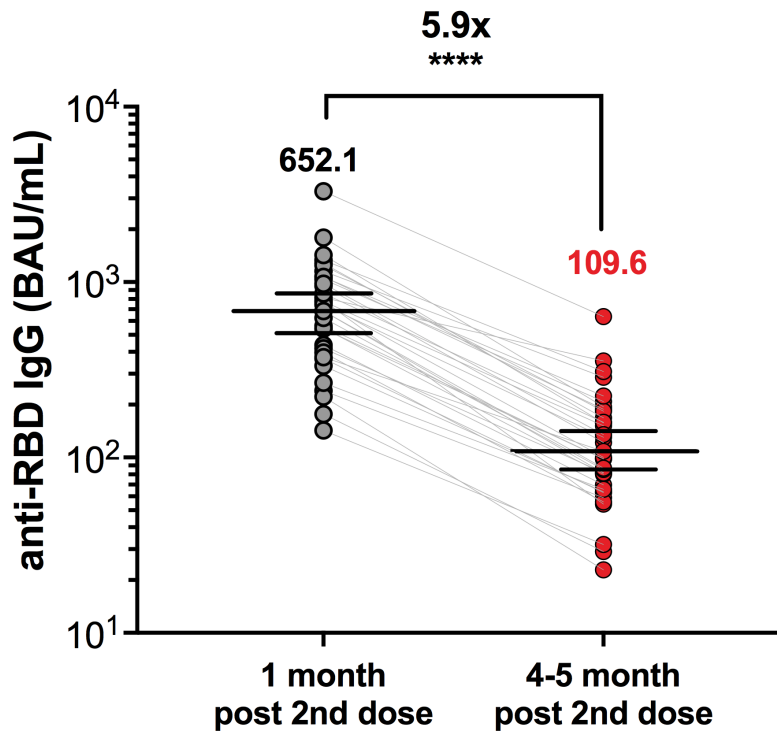


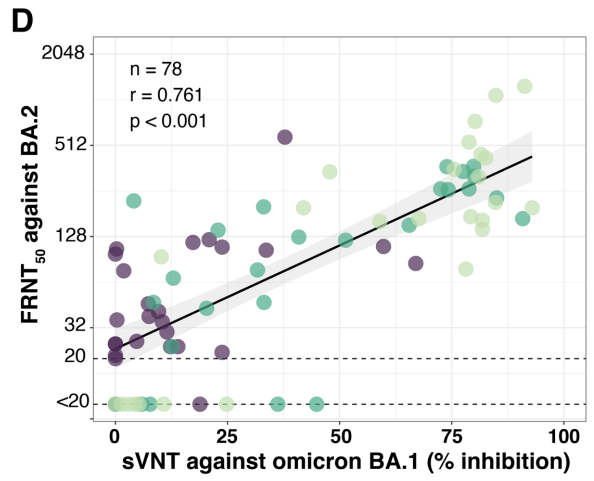
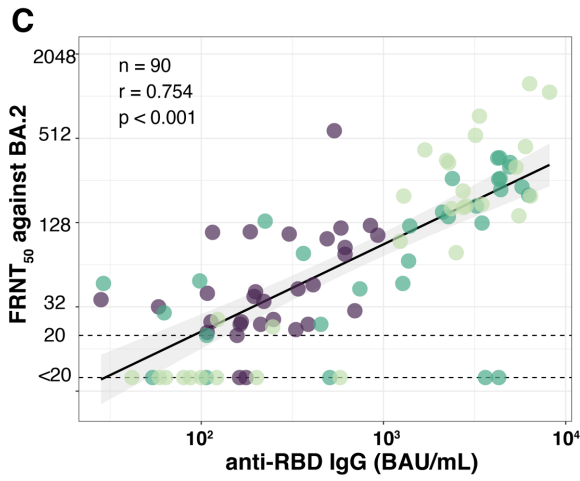
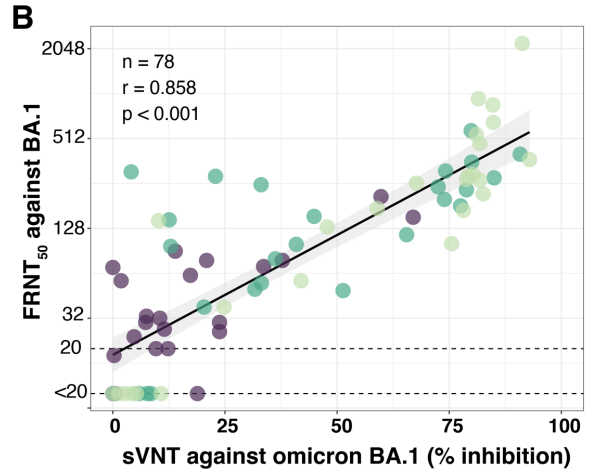
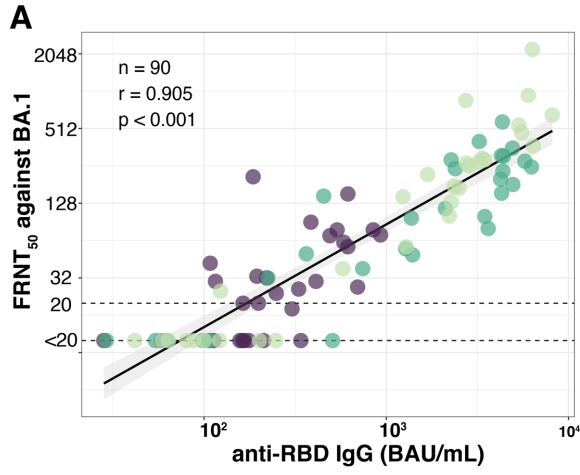
Supplementary Information

Heterologous CoronaVac/AZD1222 (one month vs 4-5 months)

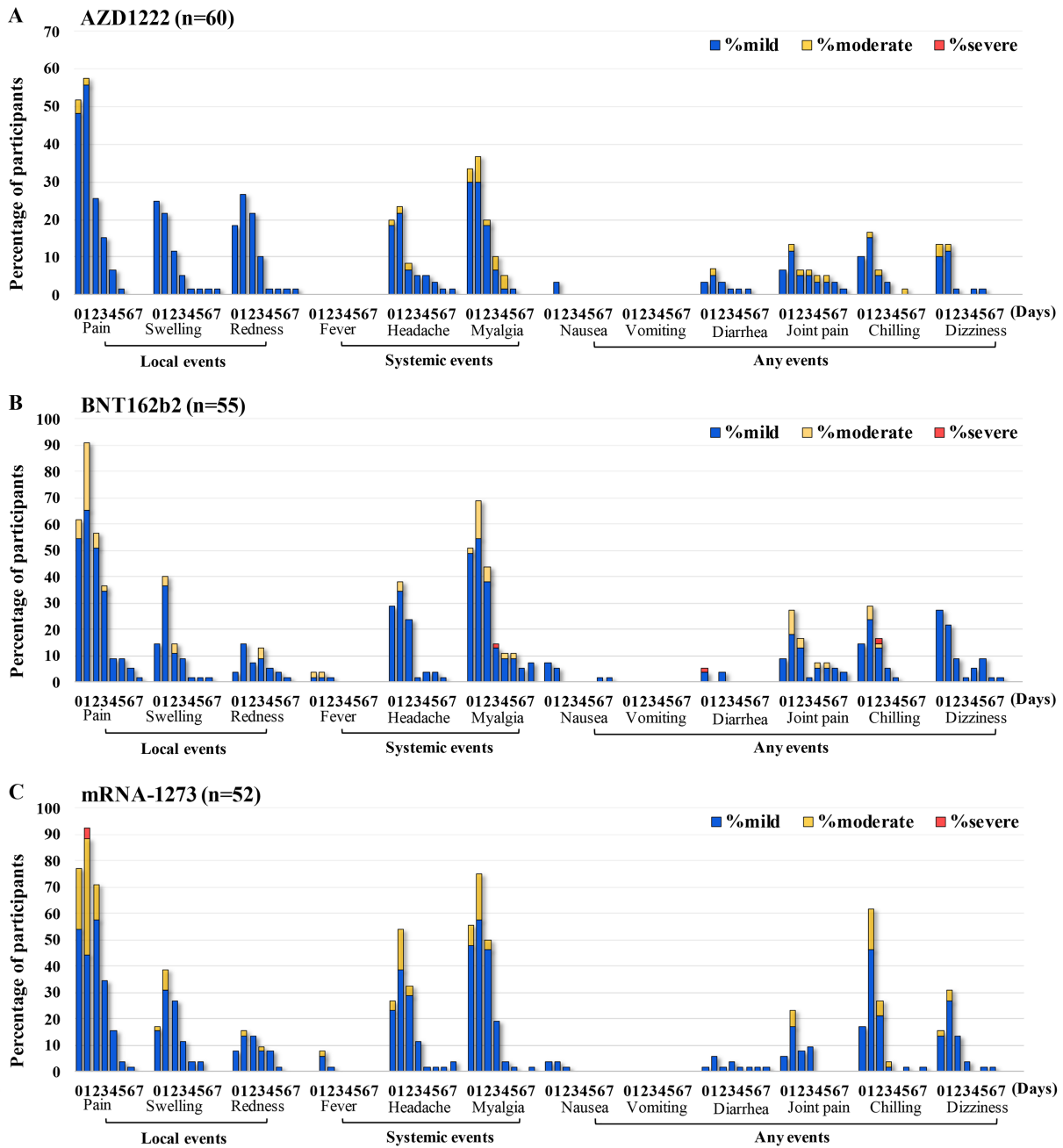


Supplementary Figure 1. Vaccine-induced immunity wane in individuals who received heterologous CoronaVac/AZD1222 vaccination. Pair serum samples (n=35) at one-month post-vaccination obtained from our previous report [23] were compared to 4-5 months post-vaccination from current study. Numbers above the column indicate the geometric mean titers (GMT). Error bars indicate the GMT with 95% CIs and fold-reduction is denoted. The comparison was performed using a t-test based on log-transformed data. ****p < 0.001.

Boosted vaccines ● AZD1222 ● BNT162b2 ● mRNA-1273



Supplementary Figure 2. Correlation between neutralizing antibody titers against omicron subvariants tested using a live virus neutralization test (FRNT50) and serological testing. Correlation between FRNT50 against BA.1 and anti-RBD IgG (RBD from the ancestral strain) (Panel A), FRNT50 against BA.1 and sVNT against BA.1 (Panel B), FRNT50 against BA.2 and anti-RBD IgG (Panel C), FRNT50 against BA.2 and sVNT against BA.1 (Panel D) were analyzed. For neutralizing antibody titers (FRNT50 titers), the value <20 was defined as undetectable and set as a FRNT50 of 10 (dotted lines). For anti-RBD IgG, the value ≥ 7.1 BAU/mL was defined as a positive response. The cut-off for sVNT was 30 % inhibition. Spearman rank correlation test was calculated based on log-transform data. BAU = binding arbitrary units, FRNT50 = foci reduction neutralization titer – 50%.



Supplementary Figure 3. Solicited local and systemic adverse events within seven days after third dose vaccination in individuals who previously received heterologous CoronaVac/AZD1222 vaccination. Bar graphs present adverse events following the third dose vaccination in 167 participants who received AZD1222 ($n = 60$) (Panel A), BNT162b2 ($n = 55$)

(Panel B) and mRNA-1273 ($n=52$) **(Panel C)**. Day 1 is the day of the third dose of vaccination. Fever was classified as mild ($38\text{ }^{\circ}\text{C}$ to $<38.5\text{ }^{\circ}\text{C}$), moderate ($38.5\text{ }^{\circ}\text{C}$ to $<39\text{ }^{\circ}\text{C}$), and severe ($\geq 39\text{ }^{\circ}\text{C}$). The swelling was graded as mild ($<5\text{ cm}$), moderate (5 cm to $<10\text{ cm}$), and severe ($\geq 10\text{ cm}$). Symptoms were graded as follows: mild, no limitation on normal activity; moderate, some limitation of daily activity; and severe, unable to perform or daily activity prevented.