

1 **Reports of myocarditis and pericarditis following mRNA COVID-19 vaccines: A systematic review of**
2 **spontaneously reported data from the UK, Europe, and the US and of the literature**

3 **Samantha Lane*** ^{1,2}

4 ¹Drug Safety Research Unit, Southampton, Hampshire, UK

5 ²School of Pharmacy and Biomedical Sciences, University of Portsmouth, Hampshire, UK

6

7 ORCID: 0000-0001-7532-1149

8

9 **Alison Yeomans**¹

10 ¹Drug Safety Research Unit, Southampton, Hampshire, UK

11

12 **Saad Shakir** ^{1,2}

13 ¹Drug Safety Research Unit, Southampton, Hampshire, UK

14 ²School of Pharmacy and Biomedical Sciences, University of Portsmouth, Hampshire, UK

15

16

17 *Correspondence to:

18 Miss Samantha Lane

19 Samantha.Lane@dsru.org

20 Drug Safety Research Unit, Bursledon Hall, Blundell Lane, Southampton, Hampshire, SO31 1AA

21

22 Word count: (excluding tables): 4647

23 Number of tables: 6

24 Number of figures: 4

25

NOTE: This preprint reports new research that has not been certified by peer review and should not be used to guide clinical practice.

26 Abstract

27 **Objectives:** To bring together spontaneously reported data from multiple countries to estimate
28 reporting rate, and better understand risk factors for myocarditis and pericarditis following COVID-19
29 mRNA vaccines.

30 **Design:** Systematic review of spontaneously reported data from United Kingdom (UK), United States
31 (US), and European Union/European Economic Area (EU/EEA) and of the literature.

32 **Data sources:** UK Yellow Card scheme, Vaccine Adverse Event Reporting System (VAERS),
33 EudraVigilance were searched from date of vaccine launch to 14-16 March 2022. PubMed/MEDLINE
34 and Embase were searched to 15 March 2022.

35 **Eligibility criteria:** We included publicly available spontaneous reporting data for “Myocarditis” and
36 “Pericarditis” from UK, US, and EU/EEA following COVID-19 mRNA vaccines. Pharmacoepidemiological
37 observational studies investigating myocarditis/pericarditis following mRNA COVID-19 vaccines were
38 included (no restrictions on language or date). Critical Appraisal Skills Programme (CASP) tools
39 assessed study quality.

40 **Data extraction and synthesis:** Two researchers extracted data. Spontaneously reported events of
41 myocarditis and pericarditis were presented for each data source, stratified by vaccine, age, sex, and
42 dose (where available). Reporting rates were calculated for myocarditis and pericarditis for each
43 population. For published pharmacoepidemiological studies, design, participant characteristics, and
44 study results were tabulated.

45 **Results:** Overall, 18,204 myocarditis and pericarditis events have been submitted to the UK, US, and
46 EU/EEA regulators during the study period. Males represented 62.24% (n=11,331) of myocarditis and
47 pericarditis reports. Most reports concerned vaccinees aged <40 years and were more frequent
48 following a second dose. Reporting rates were consistent between the data sources. Thirty-two
49 pharmacoepidemiological studies were included; results were consistent with our spontaneous report
50 analyses.

51 **Conclusions:** Younger vaccinees more frequently report myocarditis and pericarditis following mRNA
52 COVID-19 vaccines than older vaccinees. Results from published literature supported the results of
53 our analyses.

54 Strengths and Limitations of the Study

- 55 • This is the first study to bring together spontaneously reported data from the United Kingdom,
56 United States, and Europe on myocarditis and pericarditis following mRNA COVID-19 vaccines.
- 57 • Results from this study provide evidence on the frequency of reported events of myocarditis
58 and pericarditis following mRNA vaccines in different age groups, and by sex and vaccine dose;
59 analyses of spontaneous reports were consolidated with results of published literature,
60 identified by systematic review.
- 61 • Results may have been influenced by biases including different vaccination policies in each
62 region examined, and publicity on events of myocarditis and pericarditis following mRNA
63 vaccines.
- 64 • The study relied on outputs from spontaneous reporting systems in which the level of detail
65 differed between the systems examined; furthermore, it is not possible to estimate incidence

66 rates using spontaneous reports due to the lack of data on the exposed population, and there
67 is no unvaccinated comparison group.

- 68 • There is an urgent need for further pharmacoepidemiological studies to be conducted to
69 provide more accurate estimates of the frequency, clinical course, long term outcome, effects
70 of treatment and impact on quality of life, to address many of the limitations of spontaneous
71 reporting.

72

73 1.0 Introduction

74 Messenger RNA (mRNA) based vaccines have been extensively used world-wide in the fight against
75 COVID19 that continues to pose a threat, with many countries initiating booster campaigns, yet these
76 are the first in their class of vaccines to be approved for use, and as such continued monitoring of their
77 safety is required. In the 15 months since first approval mRNA-based vaccines have had several
78 adverse reactions documented, including myocarditis and pericarditis. Signals of myocarditis and
79 pericarditis were first identified in Israel where there had been 148 cases of myocarditis reported
80 within 30 days of vaccination, with the majority of these cases (n=121) reported after the second dose
81 (1). Since the emergence of this signal, multiple countries have reported myocarditis and pericarditis
82 following mRNA COVID-19 vaccines (2) and these events have been listed in the product information
83 for both Pfizer-BioNTech (Comirnaty) and Moderna (Spikevax) mRNA COVID-19 vaccines (3-9). The
84 identification of this safety signal early in the vaccination programme indicated that young males were
85 at higher risk of developing myocarditis or pericarditis, particularly after the second dose of either
86 mRNA based COVID-19 vaccine (2, 10-12). Myocarditis and pericarditis events following COVID-19
87 mRNA vaccines occur very rarely at a frequency of 10-20 events per 100,000 (13, 14), and the clinical
88 course is typically mild with most cases making a full recovery (15).

89 Vaccination programmes around the world have differed in their roll-out and vaccine type used, with
90 a general pattern that those most at risk of severe COVID-19 complications were prioritised for
91 vaccination, followed by healthy adults and then children; in all these groups mRNA vaccines have
92 been approved and used alongside adenovirus vector vaccines and inactivated virus vaccines around
93 the world (4-9, 16, 17). Waves of COVID-19 infections in different countries also altered the speed of
94 vaccine roll-out and the time interval between vaccine doses, thus interpretation of the data from
95 several countries may reveal risk factors for myocarditis and pericarditis following exposure to COVID-
96 19 mRNA vaccines. Here we collate spontaneous reports of myocarditis and pericarditis following
97 COVID-19 vaccination, with a systematic review of the literature, to capture and interpret the evidence
98 to date.

99

100 2.0 Materials and Methods

101

102 The data sources were spontaneous reporting system outputs of the UK Yellow Card scheme, the US
103 Vaccine Adverse Event Reporting System (VAERS) via the CDC Wonder online tool, and the EU/EEA
104 EudraVigilance system were used to estimate the frequency of reported cases of myocarditis and
105 pericarditis following COVID-19 Vaccine Pfizer/BioNTech (Comirnaty) and COVID-19 Vaccine Moderna
106 (Spikevax) (18-20). These systems collect unsolicited suspected adverse events to vaccines and
107 medications from healthcare professionals and consumers. The process of spontaneous reporting
108 requires suspected association with the mRNA vaccine to the event by the reporting individual. For
109 reports following a mRNA COVID-19 vaccine, all reports coded “myocarditis” and “pericarditis” which
110 had been spontaneously reported to these systems between the date of vaccine launch and the
111 datalock point were counted. Cases were stratified by age, sex, and vaccine dose where these data
112 were available.

113 The datalock point (defined as the date that searches were ran in the database) was 14 March 2022
114 for VAERS and EudraVigilance, and 16 March 2022 for the Yellow Card scheme. Data from the Yellow
115 Card scheme is released weekly, with data up to 16 March 2022 the closest release to the 14 March
116 2022 datalock point used for VAERS and EudraVigilance.

117 The number of vaccinated individuals per vaccine brand in the UK, US, and EU/EEA were obtained
118 from the websites of the MHRA, the CDC in the US, and the European Centre for Disease Prevention
119 and Control (ECDC) up to the date closest to the datalock point for ADR spontaneous reports (11, 21,
120 22). Reporting rates of myocarditis and pericarditis per million vaccines administered were calculated
121 for those who had received at least one dose of each vaccine brand.

122

123 2.1 Literature Review

124 A systematic literature review was conducted using PubMed/Medline and Embase literature
125 databases. No review protocol was prepared.

126 The datalock point was 15 March 2022. Studies were included if they were observational in design
127 (excluding case reports and case series), and involved at least one patient who experienced
128 myocarditis, pericarditis, or myopericarditis following any mRNA COVID-19 vaccine (any case
129 definition was accepted). Pre-print manuscripts were included if no peer-reviewed version was
130 available. Studies of other designs and studies investigating other vaccines were excluded. Studies
131 investigating cardiac effects of SARS-CoV-2 infection were excluded. No restrictions on language or
132 date were applied.

133 The search terms used were:

134 (myocarditis OR pericarditis OR myopericarditis) AND (covid-19) AND (vaccine)

135 Data were extracted for study design, study period, vaccine of interest, population, number of cases
136 of myocarditis or pericarditis, and where specified the percentage of cases who were male, age, and
137 the vaccine dose after which the event occurred. Two reviewers extracted data. These data were
138 tabulated.

139 Study quality was assessed by two reviewers, using the relevant Critical Appraisal Skills Programme
140 (CASP) tool (available on request) (33). Each checklist covers a different study design and contains a
141 series of questions to critically appraise the research.

142

143 2.2 Patient and Public Involvement

144 Patients and the public were not consulted during this study.

145

146 3.0 Results

147 3.1 Systematic review of the literature identified thirty-two observational studies

148 In order to collate information specific to address the issue identification of characteristics of
149 myocarditis and pericarditis following COVID-19 mRNA vaccines a detailed review of the literature was
150 carried out, using the search terms specified in the materials of methods (Section 2.1). Initially 702
151 records were identified, following de-duplication, assessment for eligibility and quality 32 studies were
152 included in our analysis (Figure 1). The information extracted in these studies has been assessed
153 alongside the evidence from spontaneous reporting systems, below.

154

155 3.2 Myocarditis and Pericarditis occur very rarely following COVID-19 mRNA vaccines

156 Overall, across the three spontaneous reporting databases examined covering the UK, US, and EU/EEA
157 populations, there were a total of 18,204 events of myocarditis and pericarditis submitted to the
158 regulators.

159 From the UK's MHRA Yellow Card scheme, 1260 reports were following Comirnaty administration, and
160 325 reports were following Spikevax (Table 1; Figure 2A). As of 16 March 2022, it was estimated that
161 26.2 million first doses and 23.6 million second doses of Comirnaty had been administered in the UK
162 (REF 3). Therefore, there were approximately 48.09 cases of myocarditis and pericarditis per million
163 vaccinees who had received at least one dose of Comirnaty (Figure 2B). To the same date,
164 approximately 1.6 million first doses and 1.5 million second doses of Spikevax had also been
165 administered (REF 3). Of those who had received at least one dose of Spikevax in the UK, 203.13 cases
166 of myocarditis and pericarditis had been reported per million vaccinated (Figure 2B).

167 The US VAERS system contains 2986 reported events following Comirnaty and 1640 events following
168 Spikevax (Table 2; Figure 2A). In the US, there had been 124.12 million vaccinees who had been fully
169 vaccinated with Comirnaty (REF 29) giving a reporting rate of 14.70 cases of myocarditis and 9.36 cases
170 of pericarditis per million fully vaccinated individuals, combined to 12.03 cases of myocarditis and
171 pericarditis per million fully vaccinated with Comirnaty (Figure 2B). There had been 75.57 million
172 people fully vaccinated with Spikevax (REF 29) therefore there were 12.35 cases of myocarditis
173 reported per million fully vaccinated Spikevax recipients and 9.36 cases of pericarditis per million fully
174 vaccinated Spikevax recipients, combined giving a reporting rate of both myocarditis and pericarditis
175 as 10.86 per million Spikevax vaccinees (Figure 2B).

176 The EudraVigilance database contained the highest total reports of events with 9211 events reported
177 following Comirnaty and 2786 following Spikevax (Table 4; Figure 2A). There had been approximately
178 296.05 million vaccinees who had received at least one dose of Comirnaty in the EU/EEA. Therefore,
179 the reporting rates were calculated as 14.50 reports of myocarditis and 16.61 reports of pericarditis
180 per million Comirnaty recipients, giving a combined reporting rate of 15.56 cases of myocarditis and
181 pericarditis per million people who received at least one dose of Comirnaty (Figure 2B). For Spikevax,
182 there had been approximately 46.56 million first doses of Spikevax administered in the EU and EEA.
183 Thus, reporting rates in the EU/EEA are currently 28.01 reports of myocarditis and 31.83 reports of
184 pericarditis per million vaccinees, giving a combined reporting rate of 29.92 per million Spikevax
185 recipients (Figure 2B).

186 In total, there were 13,573 events of myocarditis and/or pericarditis reported in the observational
187 studies identified by systematic review of the literature.

188 While reporting rates for myocarditis and pericarditis have differed between the spontaneous
189 reporting databases, overall, they demonstrate that these events are very rare (defined as occurring
190 at a rate of <1 in 10,000) (23).

191

192 3.3 Fatalities following myocarditis and pericarditis after COVID-19 mRNA vaccines

193 There have been cases of myocarditis and pericarditis with a fatal outcome reported to spontaneous
194 reporting systems and in the literature. There were four fatalities in the UK (0.25% of all spontaneous
195 reports), 62 in the US (1.3% of all reports) and 56 in the EU/EEA (0.6% of all reports). Where age of
196 fatal cases was reported (EudraVigilance and VAERS databases only), 85.83% (n=103) of fatal cases
197 overall were aged 18 years or older. Five cases (4.17%) were aged under 18 years; all were myocarditis

198 events (6.41% of all fatal myocarditis events reported). Ten percent of fatal cases had age unspecified.
199 All fatal cases of pericarditis reported to EudraVigilance and VAERS were aged 18 years or older.

200 Fatal cases were reported in five of the 32 included studies identified by systematic literature review
201 (Table 6) (24-28). Overall, 0.22% (n=30) of 13,571 myocarditis or pericarditis events reported in the
202 literature had a fatal outcome (range 0.41-45.85%; Table 6). Characteristics of fatal cases were
203 specified in one study (24). In this study, results indicated that fatal cases of myocarditis and
204 pericarditis occurred in the adult population. There were 15 fatal myocarditis events (median age 60
205 [Interquartile Range (IQR) 56-78] years), 5 fatal pericarditis events (median age 71 [IQR 67-77] years),
206 and two fatal myopericarditis events (aged 55 and 83 years).

207

208 3.4 Young males are more likely to suffer myocarditis and pericarditis following COVID-19 mRNA
209 vaccination

210 To confirm the early evidence that young males were most susceptible to the adverse reaction of
211 myocarditis and pericarditis (1), we compared spontaneous reporting and the literature up until 16
212 March 2022 to determine whether this signal has been maintained since initially identified. Of the
213 myocarditis and pericarditis events reported to the Yellow Card scheme, 60.92% were from males with
214 a trend towards increased frequency in younger age groups (Table 1; Figure 3A). This trend of more
215 frequent reporting from males was similar across the three regions assessed, with 72.92% in the US
216 and 60.75% in the EU/EEA (Figure 3A), as well as similar reporting trends between the vaccine types
217 (Figure 3B).

218 Most reports of myocarditis in the US were from vaccinees aged 18-39 years (n=1303, 47.3% of 2757
219 reports), while in the EU 79.2% (n=4431) of reports of myocarditis were from people aged 18-64
220 years (Table 4). In the US, 59.39% of pericarditis events were reported from males (Table 2) and the
221 age distribution of those who reported pericarditis was wide, covering many age categories (Table 2).
222 In the EU, 50.43% of the reported pericarditis events occurred in males (Table 4). The trend in age was
223 less distinct, with children (3-11 years) and the elderly (aged older than 85 years) populations
224 accounting for 35.7% and 43.97% of reported cases, respectively (Table 4).

225 Analysis of the literature determined that on average 60.31% of myocarditis and/or pericarditis events
226 following COVID-19 mRNA vaccines occurred in males (range 50.00-100.00%). Results of these studies
227 indicate that the incidence for myocarditis and pericarditis was higher for males than for females. Due
228 to differences in study design it was not possible to determine the age group most susceptible to
229 myocarditis and pericarditis from the literature as some studies were focused on adults only or
230 children only meaning appropriate comparisons could not be carried out.

231

232 3.5 Most myocarditis and pericarditis events are reported following the second mRNA vaccine dose

233 Analysis of data following booster programme roll out has enabled detailed analysis into the frequency
234 of reports following each dose of a COVID-19 mRNA vaccine. Data for the US is stratified by dose and
235 demonstrates that the majority of reported myocarditis and pericarditis events occurred following the
236 second dose (Figures 4A, 4B). For Comirnaty, of the total 1824 myocarditis events reported to VAERS,
237 956 (52.41%) followed the second dose, while 383 (21.00%) were reported after a single dose of the
238 vaccine (Table 3a). Similarly, 45.78% of pericarditis events were reported to VAERS following two
239 doses of Comirnaty (n=532 of 1162 reported events where vaccine dose was specified; Table 3a). For
240 Spikevax, 384 of 933 (41.16%) reported events of myocarditis and 305 of the 707 (43.14%) reported

241 events of pericarditis occurred following two doses of the vaccine (Table 3b). Approximately 10% of
242 myocarditis and pericarditis events had been reported following a third dose for both vaccines up to
243 14 March 2022 (Tables 3a and 3b).

244 This data is in agreement with other studies where 64.72% (range 25.00% and 91.78%) of myocarditis
245 and pericarditis events occurred following the second vaccine dose (Table 6).

246

247 4.0 Discussion

248 There have been a small number of reports of myocarditis and pericarditis following exposure to
249 mRNA COVID-19 vaccines in each database examined, considering the number of people who have
250 received a COVID-19 vaccine in each region. In all spontaneous reporting systems and for both mRNA
251 vaccines, the reporting rate of myocarditis was higher than that of pericarditis. This may be true, or it
252 may also reflect that the diagnosis of myocarditis is relatively more straightforward. In the UK and
253 EU/EEA, reporting rates of myocarditis and pericarditis were higher following Spikevax compared with
254 those for Comirnaty. However, this was not observed for the US. A full dose of Spikevax used for first
255 and second doses contains 100 micrograms of mRNA nucleotides, whereas a full dose of Comirnaty
256 contains 30 micrograms of the mRNA material (4, 5). This is one possible reason for the higher
257 reporting rate of myocarditis and pericarditis observed for Spikevax in the UK population. A half-dose
258 of Spikevax is used for booster vaccination doses; this still contains more genetic material than
259 Comirnaty (4). Therefore, it will become increasingly important as more people receive third and
260 subsequent booster doses of mRNA COVID-19 vaccines to monitor the frequency and severity of
261 myocarditis and pericarditis following exposure to these vaccines.

262 The UK had the highest reporting rate for both myocarditis and pericarditis following mRNA vaccines,
263 particularly for events following Spikevax. Reporting rates from the UK showed higher variability
264 compared with those of the US and EU/EEA; reporting rates were higher for myocarditis and
265 pericarditis following Spikevax in the UK, compared to EU/EEA and US reporting rates and incidence
266 reported in the literature. This variability is potentially due to the fact that the UK MHRA Yellow Card
267 scheme had the lowest number of spontaneous reports (Figure 1A) as well as the lowest vaccination
268 coverage for Spikevax leading to uncertainty and variability. Analysis of multiple sources was thus
269 essential to provide accurate reporting rates. It is possible that the UK and EU/EEA have stronger
270 spontaneous reporting systems compared with the US, which may explain the higher reporting rates
271 observed for this population. The frequency of events noted by regulators, the World Health
272 Organisation, and in the vaccines' summaries of product characteristics (SmPC) suggest that
273 myocarditis and pericarditis are very rare, occurring in less than one in 10,000 vaccine doses
274 administered (2, 5-7, 11). Our calculated reporting rates for myocarditis and pericarditis following
275 mRNA vaccines in each of the UK, US, and EU/EEA were consistent with this. However, underreporting
276 of the events to regulators is possible, therefore it may be that the events of myocarditis and
277 pericarditis are 'rare' events (more frequent than 1/10,000) rather than 'very rare' (less frequent than
278 1/10,000) events as suggested. Conversely greater reporting may have occurred due to the public
279 interest in adverse reactions linked with COVID-19 vaccines, thus analysis of multiple data sources was
280 used here to overcome these potential limitations. In October 2021, the Pharmacovigilance Risk
281 Assessment Committee (PRAC) of the European Medicines Agency announced a plan to review the
282 risk of myocarditis and pericarditis following mRNA vaccines (29). It is therefore possible that updates
283 to the vaccines' SmPC will be required once this review is complete.

284 When examining the demographics of vaccinees who had reported myocarditis or pericarditis
285 following mRNA vaccines, both events appear to more commonly affect males compared with
286 females, particularly amongst vaccinees of younger age categories (Tables 2-4). This is consistent with
287 early reports surrounding these events, where it was suggested that younger males appear at higher
288 risk of myocarditis and pericarditis following mRNA vaccines (1). Demographic data was available for
289 VAERS and EudraVigilance populations separated by myocarditis and pericarditis; in these databases
290 results were similar with more than 70% of myocarditis and more than 50% of pericarditis events
291 reported in males (Tables 2 and 4). These results are consistent with results of
292 pharmacoepidemiological studies in the published literature; in the studies where sex was reported,
293 more than 60% of patients were male (Table 5) (30-35). This is an interesting finding, as it has been
294 previously suggested that over 70% of reports to VAERS involve females (31). It is possible that the
295 event was missed or misclassification occurred in older adults, particularly in older individuals in the
296 three populations of interest who were vaccinated prior to the signal emerging. It is also possible that
297 some of the symptoms of myocarditis and pericarditis, for example chest pain and breathlessness,
298 were attributed to other cardio-respiratory conditions in older people. Nonetheless, it is known that
299 most cases of myocarditis (any cause) occur in young adults, with males more commonly affected than
300 females; this supports the results observed in this study (36, 37). Alternatively, vaccine roll-out in each
301 of the regions may have affected the results observed in some of the countries, including availability
302 of different vaccines and corresponding age distributions of those receiving each vaccine in different
303 regions; for instance in the UK, mRNA vaccines were more frequently used in younger age groups,
304 while older vaccinees may have been more likely to receive an adenovirus vector vaccine.

305 We appreciate that there will be regional differences in COVID-19 strains as well as endemic viruses
306 circulating in the populations, and these may have been the underlying cause of myocarditis and
307 pericarditis in the reporting populations examined. However, it is not possible to identify or quantify
308 these in spontaneously reported data. In order to overcome these differences, we have analysed data
309 from three different spontaneous reporting systems and worldwide data from the literature to
310 identify trends in this very rare event. As this is a very rare event with small numbers of people
311 affected, it is important to bring together data from around the world to identify trends that may not
312 be seen within one population. Further analysis is required in discrete populations, if appropriate, to
313 better stratify patients, aiding classification of groups according to risk factors for adverse events
314 following vaccination.

315 Data on vaccine dose were only available from the VAERS database. Most cases reported to VAERS
316 followed a second dose of vaccine (Tables 3a and 3b). This is consistent with the early signal which
317 emerged in Israel, where 121 of the 148 reported cases of myocarditis occurred around the time of
318 the second dose of COVID-19 vaccine (1). Furthermore, similar results were observed by Hajjo et al.,
319 who found only a very small number of events occurring after a third dose in their analysis of VAERS
320 data (38).

321 Pharmacoepidemiological studies identified by systematic review (Table 5) were consistent with
322 results found in spontaneously data from VAERS and EudraVigilance (Tables 2-5). Young males more
323 frequently reported myocarditis in each of these studies and found in our analysis of spontaneous
324 reporting data. Furthermore, reports were more frequent following a second dose of mRNA vaccine,
325 although time intervals between doses was not specified and may also differ between regions.
326 Therefore incorporation of the evidence on dosing effects from the VAERS system and the literature
327 indicated that following the second dose was when the most myocarditis and pericarditis events
328 occurred. Continuous monitoring of this will be required, especially following subsequent doses of
329 mRNA vaccines.

330 Myocarditis has been observed historically following vaccination, including after smallpox, influenza,
331 and hepatitis B vaccines; prior to COVID-19 0.1% of reports to VAERS between 1990 and 2018 had
332 been in relation to myopericarditis (13). Furthermore, myocarditis is known to occur after a range of
333 viral infections, including coronaviruses which cause Middle East Respiratory Syndrome (MERS) and
334 COVID-19, with viral infection the most common cause of myocarditis (39-41). This study provides
335 evidence that younger vaccinees more frequently report myocarditis and pericarditis following mRNA
336 COVID-19 vaccines compared with older vaccinees, and reports are more frequent following the
337 second dose. Results were consistent between each of the three data sources used. This is an
338 important finding, because as vaccination programmes around the world progress, rates of
339 myocarditis and pericarditis are likely to increase. The effect of booster vaccinations with mRNA
340 COVID-19 vaccines on the development of myocarditis and pericarditis is largely unknown.
341 Furthermore, mRNA COVID-19 vaccines (particularly Spikevax) are being supplied to the COVAX
342 initiative for distribution throughout low- and middle-income countries, where diagnostic imaging and
343 access to healthcare is more difficult (42, 43). Regulatory authorities should continue to monitor the
344 effects that mRNA vaccination might have on the heart in the populations for which they are
345 responsible. The proportions of young people are higher in low- and middle-income countries'
346 populations compared to high income countries. Issuing diagnostic criteria and treatment protocols
347 for myocarditis and pericarditis with mRNA COVID-19 vaccines that take into consideration the
348 capabilities of the local healthcare system are also important.

349 4.1 Limitations

350 Vaccination policies in the three regions may have biased the results towards a higher number of
351 adverse events reports myocarditis and pericarditis from younger vaccinees compared with older
352 vaccinees. In each of these regions, younger people were more likely to have received mRNA vaccines,
353 which may have contributed to higher reporting rates of myocarditis and pericarditis in younger
354 vaccinees. The frequency of reported events per age group was presented as a crude number, and
355 reporting rates could only be calculated as an overall estimate rather than stratified by age; based on
356 the data available for vaccinations administered, it was not possible to determine the proportion of
357 all vaccinees per age group who reported an event of myocarditis or pericarditis. This is very
358 important, because it is likely that the reporting rate of myocarditis and pericarditis with mRNA COVID-
359 19 vaccines will be higher in young people and even higher in young men if the reporting rates are
360 stratified by age and sex. The regulatory authorities and Marketing Authorisations Holders (MAHs)
361 need to follow up reports of these conditions with reporters to obtain as much information and make
362 this information available publicly. Myocarditis and pericarditis following mRNA COVID-19 vaccines is
363 an area which requires further research.

364 The data sources for this study were spontaneous reporting systems of the UK, US, and EEA. All
365 spontaneous reporting systems have well-known limitations including missing information, and
366 reporting bias caused by publicity surrounding a particular adverse event (44). Misclassification of
367 myocarditis and pericarditis, or differing definitions of these events between the regions analysed, is
368 also possible particularly before these events attracted publicity or among older age groups. The
369 definition and diagnosis of "Myocarditis" and "Pericarditis" are based on the reporters' statements,
370 and are not usually validated by the regulatory authority receiving the report. Under-reporting is a
371 major limitation of spontaneous reporting; even with the intense publicity and global attention on
372 COVID-19 vaccine safety, it is possible that not all cases are reported to regulatory authorities (45, 46).
373 Furthermore, a report to spontaneous reporting systems indicates suspicion that the event was
374 associated with the vaccine, it does not confirm that the vaccine caused the event (11, 44). Further

375 assessment is required to determine causality for each report. Finally, it is not possible to estimate
376 incidence rates using spontaneous reports, and there is no unvaccinated comparison group (44).

377 Using publicly available data introduced some challenges, as the level of detail available was limited
378 and varied between data sources. Data on the vaccine dose on which the reported events of
379 myocarditis and pericarditis occurred were only available for the US VAERS population. Information
380 contained within individual reports is not routinely made available, however these comprise
381 important clinical information that would allow better understanding of each case. Such details should
382 be made publicly available. Better transparency is needed to allow more robust research using
383 spontaneous reporting to be undertaken.

384 Due to the limited published research into myocarditis and pericarditis following mRNA COVID-19
385 vaccines, we included all pharmacoepidemiological study designs (except case reports and case series)
386 and considered all study populations and all study periods for inclusion. The purpose of systematically
387 reviewing the literature was to determine whether results from our analyses of spontaneous reports
388 were consistent with other evidence currently available. Due to the short time period since vaccine
389 programmes were initiated and the heterogenous nature (regional differences, age, sex, and disease
390 status of participants) of the included studies, no pooling of data, syntheses, or meta-analyses could
391 be completed. It should be noted that there were no formal assessments of publication bias during
392 the systematic literature review. However, a CASP checklist was completed for each included study,
393 which deemed the research to be of sufficient quality for inclusion. Nonetheless, each study had
394 limitations which should be considered when interpreting their results. The possibility of publication
395 bias was not formally analysed.

396 Further pharmacoepidemiological studies are urgently needed to address many of the limitations of
397 spontaneous reporting in understanding myocarditis and pericarditis following mRNA COVID-19
398 vaccines including more accurate estimates of the frequency, better understanding of the clinical
399 course and the effects of these events on quality of life. It is also important to compare the incidence
400 and characteristics of these events with recipients of other non-mRNA COVID-19 vaccines and
401 unvaccinated people. However, these studies will take time to be conducted.

402 5.0 Conclusions

403 This study adds to existing evidence that younger vaccinees more frequently report myocarditis and
404 pericarditis following mRNA COVID-19 vaccines compared with older vaccinees, and reports are more
405 frequent following the second dose. These events are very rare or possibly rare according to the
406 estimated reporting rates from spontaneous adverse reactions. The events were more frequently
407 reported amongst males, and most reports came from vaccinees aged under 30 years. The clinical
408 course of these events is typically mild, with full recovery in most cases.

409 The study brings together spontaneously reported adverse event data from three regions.
410 Consistencies in the reporting rates and trends of myocarditis and pericarditis within the three data
411 sources utilised suggest that results may be generalisable to other populations in which mRNA
412 vaccines are used. However, limitations of the data sources used and biases which may have affected
413 results should be considered. It is important that regulatory authorities continue to monitor the
414 effects of mRNA vaccines on the heart, particularly as vaccine programmes progress to include
415 younger vaccinees in many parts of the world. Myocarditis and pericarditis following mRNA COVID-19
416 vaccines is an area which requires further research, especially in children and adolescents and
417 following third and subsequent (booster) doses. Pharmacoepidemiological studies are urgently
418 needed to address many of the limitations of spontaneous reporting in understanding myocarditis and

419 pericarditis following mRNA COVID-19 vaccines including more accurate estimates of frequency, a
420 better understanding of the clinical course, and the effects on quality of life. However, they will take
421 time to be conducted. We believe that the data we describe here will enhance the understanding of
422 these conditions and help with identification of potential sources of mechanisms of vaccine-associated
423 myocarditis and pericarditis by identifying which populations are most likely to suffer these adverse
424 events following COVID-19 mRNA vaccination.

425

426

427 6.0 References

428

- 429 1. Surveillance of Myocarditis (Inflammation of the Heart Muscle) Cases Between December
430 2020 and May 2021 (Including) [press release]. 02 June 2021.
- 431 2. COVID-19 subcommittee of the WHO Global Advisory Committee on Vaccine Safety (GACVS):
432 updated guidance regarding myocarditis and pericarditis reported with COVID-19 mRNA vaccines
433 [press release]. 09 July 2021.
- 434 3. BioNTech-Pfizer. Comirnaty concentrate for dispersion for injection COVID-19 mRNA Vaccine
435 (nucleoside modified) 2021 [updated 22 July 2021. Available from:
436 <https://www.medicines.org.uk/emc/product/12740/smhc>.
- 437 4. European Medicines Agency. Spikevax (previously COVID-19 Vaccine Moderna): EPAR -
438 Product information. 2021.
- 439 5. European Medicines Agency. Comirnaty: EPAR - Product Information. 2021.
- 440 6. Medicines & Healthcare products Regulatory Agency. Summary of Product Characteristics for
441 COVID-19 Vaccine Moderna 2021 [updated 25 June. Available from:
442 [https://www.gov.uk/government/publications/regulatory-approval-of-covid-19-vaccine-
443 moderna/information-for-healthcare-professionals-on-covid-19-vaccine-moderna](https://www.gov.uk/government/publications/regulatory-approval-of-covid-19-vaccine-moderna/information-for-healthcare-professionals-on-covid-19-vaccine-moderna).
- 444 7. Medicines & Healthcare products Regulatory Agency. Summary of Product Characteristics for
445 COVID-19 Vaccine Pfizer/BioNTech 2021 [updated 11 August 2021. Available from:
446 [https://www.gov.uk/government/publications/regulatory-approval-of-pfizer-biontech-vaccine-for-
447 covid-19/summary-of-product-characteristics-for-covid-19-vaccine-pfizerbiontech](https://www.gov.uk/government/publications/regulatory-approval-of-pfizer-biontech-vaccine-for-covid-19/summary-of-product-characteristics-for-covid-19-vaccine-pfizerbiontech).
- 448 8. U.S. Food and Drug Administration (FDA). Fact sheet for healthcare providers administering
449 vaccine (vaccination providers) Emergency Use Authorization (EUA) Of The Pfizer-BioNTech COVID-19
450 Vaccine To Prevent Coronavirus Disease 2019 (COVID-19). 2021.
- 451 9. U.S. Food and Drug Administration (FDA). Fact sheet for healthcare providers administering
452 vaccine (vaccination providers) Emergency Use Authorization (EUA) of the Moderna COVID-19 Vaccine
453 to prevent coronavirus disease 2019 (COVID-19). 2021.
- 454 10. COVID-19 mRNA Vaccines Comirnaty and Spikevax: risk of myocarditis and pericarditis [press
455 release]. 19 July 2021.
- 456 11. Medicines & Healthcare products Regulatory Agency. Coronavirus vaccine - weekly summary
457 of Yellow Card reporting 2021 [Available from:
458 [https://www.gov.uk/government/publications/coronavirus-covid-19-vaccine-adverse-
459 reactions/coronavirus-vaccine-summary-of-yellow-card-reporting](https://www.gov.uk/government/publications/coronavirus-covid-19-vaccine-adverse-reactions/coronavirus-vaccine-summary-of-yellow-card-reporting).
- 460 12. Hause AM, Gee J, Baggs J, Abara WE, Marquez P, Thompson D, et al. COVID-19 Vaccine Safety
461 in Adolescents Aged 12-17 Years - United States, December 14, 2020-July 16, 2021. MMWR Morbidity
462 and mortality weekly report. 2021;70(31):1053-8.
- 463 13. Bozkurt B, Kamat I, Hotez PJ. Myocarditis With COVID-19 mRNA Vaccines. Circulation.
464 2021;144(6):471-84.
- 465 14. Willame C, Dodd C, Gini R, Duran-Salinas C, Ehrenstein V, Thomsen RM, et al. Background rates
466 of Adverse Events of Special Interest for monitoring COVID-19 vaccine March 2021 [Available from:
467 http://www.encepp.eu/phact_links.shtml.
- 468 15. Jenco M. CDC confirms 226 cases of myocarditis after COVID-19 vaccination in people 30 and
469 under. AAP News. 2021 10 June 2021.
- 470 16. U.S. Food and Drug Administration (FDA). Spikevax and Moderna COVID-19 Vaccine 2022
471 [Available from: [https://www.fda.gov/emergency-preparedness-and-response/coronavirus-disease-
472 2019-covid-19/spikevax-and-moderna-covid-19-vaccine](https://www.fda.gov/emergency-preparedness-and-response/coronavirus-disease-2019-covid-19/spikevax-and-moderna-covid-19-vaccine).
- 473 17. U.S. Food and Drug Administration (FDA). Comirnaty and Pfizer-BioNTech COVID-19 Vaccine
474 [Available from: [https://www.fda.gov/emergency-preparedness-and-response/coronavirus-disease-
475 2019-covid-19/comirnaty-and-pfizer-biontech-covid-19-vaccine#additional](https://www.fda.gov/emergency-preparedness-and-response/coronavirus-disease-2019-covid-19/comirnaty-and-pfizer-biontech-covid-19-vaccine#additional).

- 476 18. European Medicines Agency. EudraVigilance - European Database of Suspected Adverse Drug
477 Reaction Reports. 2021.
- 478 19. Medicines & Healthcare products Regulatory Agency. COVID-19 Moderna Vaccine Analysis
479 Print. 2021.
- 480 20. United States Department of Health and Human Services, Department of Health and Human
481 Services (DHHS), Public Health Service (PHS), (CDC) FaDAFCfDC. CDC WONDER Online Database. 1990
482 - Last Friday.
- 483 21. Centers for Disease Prevention and Control. COVID Data Tracker COVID-19 Vaccinations in the
484 United States 2021 [updated 21 October 2021. Available from: [https://covid.cdc.gov/covid-data-
485 tracker/#vaccinations_vacc-total-admin-rate-total](https://covid.cdc.gov/covid-data-tracker/#vaccinations_vacc-total-admin-rate-total).
- 486 22. European Centre for Disease Prevention and Control. Data on COVID-19 vaccination in the
487 EU/EEA 2021 [Available from: [https://www.ecdc.europa.eu/en/publications-data/data-covid-19-
488 vaccination-eu-eea](https://www.ecdc.europa.eu/en/publications-data/data-covid-19-vaccination-eu-eea).
- 489 23. National Institute for Health and Care Excellence. Adverse reactions to drugs [Available from:
490 [https://bnf.nice.org.uk/guidance/adverse-reactions-to-
491 drugs.html#:~:text=Rare,Frequency%20not%20known](https://bnf.nice.org.uk/guidance/adverse-reactions-to-drugs.html#:~:text=Rare,Frequency%20not%20known).
- 492 24. Chouchana L, Blet A, Al-Khalaf M, Kafil TS, Nair G, Robblee J, et al. Features of Inflammatory
493 Heart Reactions Following mRNA COVID-19 Vaccination at a Global Level. *Clinical pharmacology and
494 therapeutics*. 2022;111(3):605-13.
- 495 25. Farahmand R, Trottier CA, Kannam JP, Ho KKL. Incidence of Myopericarditis and Myocardial
496 Injury in Coronavirus Disease 2019 Vaccinated Subjects. *The American journal of cardiology*.
497 2022;164:123-30.
- 498 26. Jain SS, Steele JM, Fonseca B, Huang S, Shah S, Maskatia SA, et al. COVID-19 Vaccination-
499 Associated Myocarditis in Adolescents. *Pediatrics*. 2021;148(5).
- 500 27. Klein NP, Lewis N, Goddard K, Fireman B, Zerbo O, Hanson KE, et al. Surveillance for Adverse
501 Events After COVID-19 mRNA Vaccination. *Jama*. 2021;326(14):1390-9.
- 502 28. Li X, Lai FTT, Chua GT, Kwan MYW, Lau YL, Ip P, et al. Myocarditis Following COVID-19
503 BNT162b2 Vaccination Among Adolescents in Hong Kong. *JAMA pediatrics*. 2022.
- 504 29. European Medicines Agency. Meeting highlights from the Pharmacovigilance Risk Assessment
505 Committee (PRAC) 25-28 October 2021 2021 [updated 29 October 2021. Available from:
506 [https://www.ema.europa.eu/en/news/meeting-highlights-pharmacovigilance-risk-assessment-
507 committee-prac-25-28-october-2021](https://www.ema.europa.eu/en/news/meeting-highlights-pharmacovigilance-risk-assessment-committee-prac-25-28-october-2021).
- 508 30. Mevorach D, Anis E, Cedar N, Bromberg M, Haas EJ, Nadir E, et al. Myocarditis after BNT162b2
509 mRNA Vaccine against Covid-19 in Israel. *The New England journal of medicine*. 2021.
- 510 31. Rose J, McCullough PA. A Report on Myocarditis Adverse Events in the U.S. Vaccine Adverse
511 Events Reporting System (VAERS) in Association with COVID-19 Injectable Biological Products. *Current
512 problems in cardiology*. 2021:101011.
- 513 32. Schauer J, Buddhe S, Colyer J, Sagiv E, Law Y, Chikkabyrappa SM, et al. Myopericarditis after
514 the Pfizer mRNA COVID-19 Vaccine in Adolescents. *The Journal of pediatrics*. 2021.
- 515 33. Schneider J, Sottmann L, Greinacher A, Hagen M, Kasper HU, Kuhnen C, et al. Postmortem
516 investigation of fatalities following vaccination with COVID-19 vaccines. *International journal of legal
517 medicine*. 2021:1-11.
- 518 34. Simone A, Herald J, Chen A, Gulati N, Shen AY, Lewin B, et al. Acute Myocarditis Following
519 COVID-19 mRNA Vaccination in Adults Aged 18 Years or Older. *JAMA internal medicine*. 2021.
- 520 35. Starekova J, Bluemke DA, Bradham WS, Grist TM, Schiebler ML, Reeder SB. Myocarditis
521 Associated with mRNA COVID-19 Vaccination. *Radiology*. 2021:211430.
- 522 36. National Organisation for Rare Disorders. Myocarditis 2015 [Available from:
523 <https://rarediseases.org/rare-diseases/myocarditis/>.
- 524 37. Golpour A, Patriki D, Hanson PJ, McManus B, Heidecker B. Epidemiological Impact of
525 Myocarditis. *J Clin Med*. 2021;10(4):603.

- 526 38. Hajjo R, Sabbah DA, Bardaweel SK, Tropsha A. Shedding the Light on Post-Vaccine Myocarditis
527 and Pericarditis in COVID-19 and Non-COVID-19 Vaccine Recipients. *Vaccines*. 2021;9(10).
- 528 39. Bajaj R, Sinclair HC, Patel K, Low B, Pericao A, Manisty C, et al. Delayed-onset myocarditis
529 following COVID-19. *The Lancet Respiratory Medicine*. 2021;9(4):e32-e4.
- 530 40. Siripanthong B, Nazarian S, Muser D, Deo R, Santangeli P, Khanji MY, et al. Recognizing COVID-
531 19-related myocarditis: The possible pathophysiology and proposed guideline for diagnosis and
532 management. *Heart Rhythm*. 2020;17(9):1463-71.
- 533 41. Arbustini E, Narula N, Giuliani L, Di Toro A. Genetic Basis of Myocarditis: Myth or Reality?
534 Myocarditis. 2020:45-89.
- 535 42. Gavi signs agreement with Moderna to secure doses on behalf of COVAX Facility [press
536 release]. 3 May 2021 2021.
- 537 43. Pfizer and BioNTech reach agreement with COVAX for advance purchase of vaccine to help
538 combat COVID-19 [press release]. 22 January 2021 2021.
- 539 44. Centers for Disease Prevention and Control. Vaccine Adverse Event Reporting System (VAERS)
540 2021 [updated 2 July 2021. Available from:
541 <https://wonder.cdc.gov/wonder/help/vaers.html#Additional>.
- 542 45. Montgomery J, Ryan M, Engler R, Hoffman D, McClenathan B, Collins L, et al. Myocarditis
543 Following Immunization With mRNA COVID-19 Vaccines in Members of the US Military. *JAMA*
544 *Cardiology*. 2021.
- 545 46. Hazell L, Shakir SA. Under-reporting of adverse drug reactions : a systematic review. *Drug*
546 *safety*. 2006;29(5):385-96.
- 547 47. Barda N, Dagan N, Ben-Shlomo Y, Kepten E, Waxman J, Ohana R, et al. Safety of the BNT162b2
548 mRNA Covid-19 vaccine in a nationwide setting. *New England Journal of Medicine*.
549 2021;385(12):1078-90.
- 550 48. Chua GT, Kwan MYW, Chui CSL, Smith RD, Cheung EC, Tian T, et al. Epidemiology of Acute
551 Myocarditis/Pericarditis in Hong Kong Adolescents Following Comirnaty Vaccination. *Clinical*
552 *infectious diseases : an official publication of the Infectious Diseases Society of America*. 2021.
- 553 49. Das BB, Kohli U, Ramachandran P, Nguyen HH, Greil G, Hussain T, et al. Myopericarditis after
554 messenger RNA Coronavirus Disease 2019 Vaccination in Adolescents 12 to 18 Years of Age. *The*
555 *Journal of pediatrics*. 2021;238:26-32.e1.
- 556 50. Diaz GA, Parsons GT, Gering SK, Meier AR, Hutchinson IV, Robicsek A. Myocarditis and
557 Pericarditis After Vaccination for COVID-19. *Jama*. 2021;326(12):1210-2.
- 558 51. Eggebrecht H, Breitbart P, Koch A, Nowak B, Walther C, Voigtländer T, et al. Trends in
559 ambulatory cardiology consultations for suspected myocarditis after COVID-19 vaccination. *Clinical*
560 *research in cardiology : official journal of the German Cardiac Society*. 2022;111(2):237-9.
- 561 52. Foltran D, Delmas C, Flumian C, De Paoli P, Salvo F, Gautier S, et al. Myocarditis and pericarditis
562 in adolescents after first and second doses of mRNA COVID-19 vaccines. *European heart journal*
563 *Quality of care & clinical outcomes*. 2022;8(2):99-103.
- 564 53. Fronza M, Thavendiranathan P, Chan V, Karur GR, Udell JA, Wald RM, et al. Myocardial Injury
565 Pattern at MRI in COVID-19 Vaccine-associated Myocarditis. *Radiology*. 2022:212559.
- 566 54. Gargano JW, Wallace M, Hadler SC, Langley G, Su JR, Oster ME, et al. Use of mRNA COVID-19
567 Vaccine After Reports of Myocarditis Among Vaccine Recipients: Update from the Advisory Committee
568 on Immunization Practices - United States, June 2021. *MMWR Morbidity and mortality weekly report*.
569 2021;70(27):977-82.
- 570 55. Golino M, Licciardello C, Matteo F, Giovenzana FLF, Franzosi C, Blasi F, et al. Myopericarditis
571 after SARS-CoV-2 MRNA vaccination: Casual or causal relationship? *European Heart Journal,*
572 *Supplement*. 2021;23(SUPPL G):G92.
- 573 56. Husby A, Hansen JV, Fosbøl E, Thiesson EM, Madsen M, Thomsen RW, et al. SARS-CoV-2
574 vaccination and myocarditis or myopericarditis: population based cohort study. *BMJ (Clinical research*
575 *ed)*. 2021;375:e068665.

- 576 57. Kerneis M, Bihan K, Salem J-E. COVID-19 vaccines and myocarditis. *Archives of Cardiovascular*
577 *Diseases*. 2021;114(6-7):515-7.
- 578 58. Knowlton KU, Knight S, Muhlestein JB, Le VT, Horne BD, May HT, et al. A small but significant
579 increased incidence of acute pericarditis identified after vaccination for sarscov-2. *Circulation*.
580 2021;144(SUPPL 1).
- 581 59. Kravchenko D, Isaak A, Mesropyan N, Endler C, Bischoff L, Vollbrecht T, et al. Cardiac MRI in
582 Suspected Acute Myocarditis After COVID-19 mRNA Vaccination. *RoFo : Fortschritte auf dem Gebiete*
583 *der Rontgenstrahlen und der Nuklearmedizin*. 2022.
- 584 60. Lai FTT, Li X, Peng K, Huang L, Ip P, Tong X, et al. Carditis After COVID-19 Vaccination With a
585 Messenger RNA Vaccine and an Inactivated Virus Vaccine : A Case-Control Study. *Annals of internal*
586 *medicine*. 2022;175(3):362-70.
- 587 61. Mevorach D, Anis E, Cedar N, Bromberg M, Haas EJ, Nadir E, et al. Myocarditis after BNT162b2
588 mRNA Vaccine against Covid-19 in Israel. *The New England journal of medicine*. 2021;385(23):2140-9.
- 589 62. Nygaard U, Holm M, Bohnstedt C, Chai Q, Schmidt LS, Hartling UB, et al. Population-based
590 Incidence of Myopericarditis After COVID-19 Vaccination in Danish Adolescents. *The Pediatric*
591 *infectious disease journal*. 2022;41(1):e25-e8.
- 592 63. Oh TH, Woo SH, Hong S, Lee C, Lee WJ, Jeong SK. Clinical Features of Patients Presenting to
593 the Emergency Department With Cardiovascular Adverse Reactions After COVID-19 mRNA
594 Vaccination. *Journal of Korean medical science*. 2022;37(9):e73.
- 595 64. Oster ME, Shay DK, Su JR, Gee J, Creech CB, Broder KR, et al. Myocarditis Cases Reported After
596 mRNA-Based COVID-19 Vaccination in the US From December 2020 to August 2021. *Jama*.
597 2022;327(4):331-40.
- 598 65. Patone M, Mei XW, Handunnetthi L, Dixon S, Zaccardi F, Shankar-Hari M, et al. Risks of
599 myocarditis, pericarditis, and cardiac arrhythmias associated with COVID-19 vaccination or SARS-CoV-
600 2 infection. *Nature medicine*. 2022;28(2):410-22.
- 601 66. Sa S, Lee CW, Shim SR, Yoo H, Choi J, Kim JH, et al. The Safety of mRNA-1273, BNT162b2 and
602 JNJ-78436735 COVID-19 Vaccines: Safety Monitoring for Adverse Events Using Real-World Data.
603 *Vaccines*. 2022;10(2).
- 604 67. Simone A, Herald J, Chen A, Gulati N, Shen AY, Lewin B, et al. Acute Myocarditis Following
605 COVID-19 mRNA Vaccination in Adults Aged 18 Years or Older. *JAMA internal medicine*.
606 2021;181(12):1668-70.
- 607 68. Truong DT, Dionne A, Muniz JC, McHugh KE, Portman MA, Lambert LM, et al. Clinically
608 Suspected Myocarditis Temporally Related to COVID-19 Vaccination in Adolescents and Young Adults:
609 Suspected Myocarditis After COVID-19 Vaccination. *Circulation*. 2022;145(5):345-56.
- 610 69. Tsun Lai FTP, Chua GM, Wa Chan EM, Huang LM, Wah Kwan MYM, Ma TP, et al. Adverse Events
611 of Special Interest Following the Use of BNT162b2 in Adolescents: A Population-Based Retrospective
612 Cohort Study. *Emerging microbes & infections*. 2022:1-17.
- 613 70. Witberg G, Barda N, Hoss S, Richter I, Wiessman M, Aviv Y, et al. Myocarditis after Covid-19
614 Vaccination in a Large Health Care Organization. *The New England journal of medicine*.
615 2021;385(23):2132-9.
- 616 71. Yap J, Tham MY, Poh J, Toh D, Chan CL, Lim TW, et al. Pericarditis and myocarditis after COVID-
617 19 mRNA vaccination in a nationwide setting. *Annals of the Academy of Medicine, Singapore*.
618 2022;51(2):96-100.

619

620

621

622 7.0 Figure Legends

623

624

625 **Figure 1: Flowchart detailing inclusion of studies for systematic review**

626 Literature searches were carried out in PubMed/MEDLINE and simultaneously in Embase. The
627 identified records were de-duplicated prior to screening to remove duplicate publications. Records
628 were then screened to remove literature that did not meet the search criteria and eligibility was
629 assessed prior to inclusion into the literature review.

630

631 **Figure 2: Event counts and reporting rates of myocarditis and pericarditis in the UK, US and EU**

632 (A) Events of myocarditis and pericarditis reported to the Yellow Card scheme (UK), VAERS (US) and
633 EudraVigilance (EU) reporting systems following any dose of COVID-19 mRNA vaccines separated by
634 vaccine manufacturer combined to give total counts. (B) Reporting rates of myocarditis and
635 pericarditis following any dose of COVID-19 mRNA vaccine separated by vaccine manufacturer and
636 reporting region.

637

638 **Figure 3: Myocarditis and pericarditis reports separated by gender**

639 (A) Percentage of males and females experiencing myocarditis and pericarditis reported to each
640 reporting system (Yellow Card, VAERS and EudraVigilance). Bars represent the total of all myocarditis
641 and pericarditis reports to each system, separated by gender, where bars do not meet 100% indicates
642 reports where gender was not specified. Values indicate the percentage of males experiencing these
643 events. (B) Reports in each region were stratified by vaccine manufacturer as well as gender
644 experiencing these events. Stacked bars represent the total number of reports, where gender was
645 specified, from each region for each vaccine type. Values depict the percentage of males that
646 experienced these events.

647

648 **Figure 4: Myocarditis and pericarditis events following COVID-19 mRNA vaccination separated by
649 dose**

650 Data from the VAERS (US) reporting system was separated by reaction type; myocarditis (A) and
651 pericarditis (B), vaccine manufacturer and by dose received. Stacked bars represent the male and
652 female reports of each condition according to the dose received.

Table 1: Reports of myocarditis and pericarditis submitted to Yellow Card scheme, by age and sex. Datalock point 16 March 2022.

	Comirnaty		Spikevax		Total	
	n	%	n	%	n	%
Age group (years)						
<18 Years	70	5.68	0	0.00	70	4.50
18-29 Years	372	30.19	114	35.19	486	31.23
30-39 Years	299	24.27	92	28.40	391	25.13
40-49 Years	137	11.12	48	14.81	185	11.89
50-59 Years	92	7.47	22	6.79	114	7.33
60+ Years	146	11.85	15	4.63	161	10.35
Age not specified	144	11.69	34	10.49	178	11.44
Sex						
Female	492	39.94	109	33.64	601	38.62
Male	731	59.33	206	63.58	937	60.22
Sex not specified	37	3.00	10	3.09	47	3.02
Total	1260	100.00	325	100.00	1585	100.00

Table 2: Myocarditis and pericarditis events reported to VAERS overall. Datalock point 14 March 2022. Percentages per age group are presented.

Age Group	Myocarditis								Pericarditis							
	Male		Female		Sex Not Specified		Total		Male		Female		Sex Not Specified		Total	
	n	%	n	%	n	%	n	%	n	%	n	%	n	%	N	%
Comirnaty (PfizerBioNTech)																
<6 months	0	0.00	0	0.00	0	0.00	0	0.00	0	0.00	1	0.23	0	0.00	1	0.09
3-5 Years	2	0.15	0	0.00	0	0.00	2	0.11	1	0.14	0	0.00	0	0.00	1	0.09
6-17 Years	525	38.80	67	15.44	2	5.41	594	32.57	145	20.14	23	5.32	1	10.00	169	14.54
18-29 Years	404	29.86	102	23.50	1	2.70	507	27.80	217	30.14	51	11.81	0	0.00	268	23.06
30-39 Years	157	11.60	69	15.90	2	5.41	228	12.50	116	16.11	78	18.06	0	0.00	194	16.70
40-49 Years	68	5.03	59	13.59	0	0.00	127	6.96	56	7.78	83	19.21	0	0.00	139	11.96
50-59 Years	41	3.03	56	12.90	0	0.00	97	5.32	64	8.89	73	16.90	0	0.00	137	11.79
60-64 Years	13	0.96	21	4.84	2	5.41	36	1.97	20	2.78	43	9.95	0	0.00	63	5.42
65-79 Years	52	3.84	31	7.14	2	5.41	85	4.66	67	9.31	50	11.57	2	20.00	119	10.24
80+ Years	5	0.37	4	0.92	0	0.00	9	0.49	12	1.67	9	2.08	0	0.00	21	1.81
Not Specified	86	6.36	25	5.76	28	75.68	139	7.62	22	3.06	21	4.86	7	70.00	50	4.30
Total	1353	100.00	434	100.00	37	100.00	1824	100.00	720	100.00	432	100.00	10	100.00	1162	100.00
Spikevax (Moderna)																
<6 months	0	0.00	0	0.00	0	0.00	0	0.00	0	0.00	0	0.00	0	0.00	0	0.00
3-5 Years	0	0.00	0	0.00	0	0.00	0	0.00	0	0.00	0	0.00	0	0.00	0	0.00
6-17 Years	5	0.78	1	0.37	2	10.53	8	0.86	1	0.26	0	0.00	0	0.00	1	0.14
18-29 Years	317	49.15	64	23.79	1	5.26	382	40.94	130	33.33	62	20.39	0	0.00	192	27.16
30-39 Years	135	20.93	51	18.96	0	0.00	186	19.94	59	15.13	38	12.50	1	7.69	98	13.86
40-49 Years	62	9.61	51	18.96	0	0.00	113	12.11	57	14.62	54	17.76	0	0.00	111	15.70
50-59 Years	41	6.36	37	13.75	1	5.26	79	8.47	52	13.33	52	17.11	0	0.00	104	14.71

60-64 Years	15	2.33	24	8.92	0	0.00	39	4.18	24	6.15	31	10.20	1	7.69	56	7.92
65-79 Years	29	4.50	35	13.01	0	0.00	64	6.86	54	13.85	53	17.43	2	15.38	109	15.42
80+ Years	5	0.78	4	1.49	0	0.00	9	0.96	6	1.54	11	3.62	0	0.00	17	2.40
Not Specified	36	5.58	2	0.74	15	78.95	53	5.68	7	1.79	3	0.99	9	69.23	19	2.69
Total	645	100.00	269	100.00	19	100.00	933	100.00	390	100.00	304	100.00	13	100.00	707	100.00
Overall (both mRNA vaccines)																
<6 months	0	0.00	0	0.00	0	0.00	0	0.00	0	0.00	1	0.14	0	0.00	1	0.05
3-5 Years	2	0.10	0	0.00	0	0.00	2	0.07	1	0.09	0	0.00	0	0.00	1	0.05
6-17 Years	530	26.53	68	9.67	4	7.14	602	21.84	146	13.15	23	3.13	1	4.35	170	9.10
18-29 Years	721	36.09	166	23.61	2	3.57	889	32.25	347	31.26	113	15.35	0	0.00	460	24.61
30-39 Years	292	14.61	120	17.07	2	3.57	414	15.02	175	15.77	116	15.76	1	4.35	292	15.62
40-49 Years	130	6.51	110	15.65	0	0.00	240	8.71	113	10.18	137	18.61	0	0.00	250	13.38
50-59 Years	82	4.10	93	13.23	1	1.79	176	6.38	116	10.45	125	16.98	0	0.00	241	12.89
60-64 Years	28	1.40	45	6.40	2	3.57	75	2.72	44	3.96	74	10.05	1	4.35	119	6.37
65-79 Years	81	4.05	66	9.39	2	3.57	149	5.40	121	10.90	103	13.99	4	17.39	228	12.20
80+ Years	10	0.50	8	1.14	0	0.00	18	0.65	18	1.62	20	2.72	0	0.00	38	2.03
Not Specified	122	6.11	27	3.84	43	76.79	192	6.96	29	2.61	24	3.26	16	69.57	69	3.69
Total	1998	100.00	703	100.00	56	100.00	2757	100.00	1110	100.00	736	100.00	23	100.00	1869	100.00
Grand Total	1998	72.47	703	25.50	56	2.03	2757	100.00	1110	59.39	736	39.38	23	1.23	1869	100.00

Table 3a: Myocarditis and pericarditis events reported to VAERS following Pfizer/BioNTech COVID-19 vaccine (Comirnaty), by dose. Datalock point 14 March 2022. Percentages per age group are presented.

Age Group	Myocarditis								Pericarditis							
	Male		Female		Sex Not Specified		Total		Male		Female		Sex Not Specified		Total	
	n	%	n	%	n	%	N	%	n	%	n	%	n	%	N	%
Dose 1																
<6 months	0	0.00	0	0.00	0	0.00	0	0.00	0	0.00	0	0.00	0	0.00	0	0.00
3-5 Years	0	0.00	0	0.00	0	0.00	0	0.00	1	0.53	0	0.00	0	0.00	1	0.30
6-17 Years	95	37.55	13	10.24	0	0.00	108	28.20	28	14.81	10	7.09	0	0.00	38	11.48
18-29 Years	69	27.27	23	18.11	0	0.00	92	24.02	56	29.63	21	14.89	0	0.00	77	23.26
30-39 years	37	14.62	28	22.05	1	33.33	66	17.23	38	20.11	26	18.44	0	0.00	64	19.34
40-49 years	15	5.93	18	14.17	0	0.00	33	8.62	12	6.35	23	16.31	0	0.00	35	10.57
50-59 years	8	3.16	19	14.96	0	0.00	27	7.05	21	11.11	27	19.15	0	0.00	48	14.50
60-64 years	3	1.19	8	6.30	0	0.00	11	2.87	6	3.17	15	10.64	0	0.00	21	6.34
65-79 Years	14	5.53	10	7.87	0	0.00	24	6.27	22	11.64	13	9.22	0	0.00	35	10.57
80+ Years	0	0.00	3	2.36	0	0.00	3	0.78	3	1.59	2	1.42	0	0.00	5	1.51
Not Specified	12	4.74	5	3.94	2	66.67	19	4.96	2	1.06	4	2.84	1	100.00	7	2.11
Total	253	100.00	127	100.00	3	100.00	383	100.00	189	100.00	141	100.00	1	100.00	331	100.00
Dose 2																
<6 months	0	0.00	0	0.00	0	0.00	0	0.00	0	0.00	1	0.59	0	0.00	1	0.19
3-5 Years	2	0.27	0	0.00	0	0.00	2	0.21	0	0.00	0	0.00	0	0.00	0	0.00
6-17 Years	305	40.99	37	18.05	1	14.29	343	35.88	83	23.12	11	6.51	0	0.00	94	17.67
18-29 Years	210	28.23	47	22.93	1	14.29	258	26.99	105	29.25	15	8.88	0	0.00	120	22.56
30-39 years	84	11.29	34	16.59	0	0.00	118	12.34	62	17.27	32	18.93	0	0.00	94	17.67
40-49 years	41	5.51	29	14.15	0	0.00	70	7.32	27	7.52	30	17.75	0	0.00	57	10.71
50-59 years	17	2.28	26	12.68	0	0.00	43	4.50	32	8.91	31	18.34	0	0.00	63	11.84
60-64 years	6	0.81	6	2.93	0	0.00	12	1.26	7	1.95	17	10.06	0	0.00	24	4.51

65-79 Years	21	2.82	14	6.83	0	0.00	35	3.66	28	7.80	19	11.24	1	25.00	48	9.02
80+ Years	3	0.40	0	0.00	0	0.00	3	0.31	6	1.67	3	1.78	0	0.00	9	1.69
Not Specified	55	7.39	12	5.85	5	71.43	72	7.53	9	2.51	10	5.92	3	75.00	22	4.14
Total	744	100.00	205	100.00	7	100.00	956	100.00	359	100.00	169	100.00	4	100.00	532	100.00
Dose 3																
<6 months	0	0.00	0	0.00	0	0.00	0	0.00	0	0.00	0	0.00	0	0.00	0	0.00
3-5 Years	0	0.00	0	0.00	0	0.00	0	0.00	0	0.00	0	0.00	0	0.00	0	0.00
6-17 Years	34	32.08	4	12.12	0	0.00	38	26.57	10	18.87	0	0.00	0	0.00	10	9.01
18-29 Years	29	27.36	9	27.27	0	0.00	38	26.57	10	18.87	5	8.93	0	0.00	15	13.51
30-39 years	13	12.26	4	12.12	0	0.00	17	11.89	5	9.43	13	23.21	0	0.00	18	16.22
40-49 years	2	1.89	5	15.15	0	0.00	7	4.90	7	13.21	17	30.36	0	0.00	24	21.62
50-59 years	7	6.60	4	12.12	0	0.00	11	7.69	4	7.55	7	12.50	0	0.00	11	9.91
60-64 years	2	1.89	3	9.09	0	0.00	5	3.50	1	1.89	6	10.71	0	0.00	7	6.31
65-79 Years	12	11.32	3	9.09	2	50.00	17	11.89	11	20.75	5	8.93	1	50.00	17	15.32
80+ Years	2	1.89	0	0.00	0	0.00	2	1.40	3	5.66	1	1.79	0	0.00	4	3.60
Not Specified	5	4.72	1	3.03	2	50.00	8	5.59	2	3.77	2	3.57	1	50.00	5	4.50
Total	106	100.00	33	100.00	4	100.00	143	100.00	53	100.00	56	100.00	2	100.00	111	100.00
Dose 4+																
60-64 Years	0	0.00	0	0.00	0	0.00	0	0.00	0	0.00	2	100.00	0	0.00	2	100.00
Total	0	0.00	0	0.00	0	0.00	0	0.00	0	0.00	2	100.00	0	0.00	2	100.00
Unknown dose																
<6 months	0	0.00	0	0.00	0	0.00	0	0.00	0	0.00	0	0.00	0	0.00	0	0.00
3-5 Years	0	0.00	0	0.00	0	0.00	0	0.00	0	0.00	0	0.00	0	0.00	0	0.00
6-17 Years	91	36.40	13	18.84	1	4.35	105	30.70	24	20.17	2	3.13	1	25.00	27	14.44
18-29 Years	96	38.40	23	33.33	0	0.00	119	34.80	46	38.66	10	15.63	0	0.00	56	29.95
30-39 years	23	9.20	3	4.35	1	4.35	27	7.89	11	9.24	7	10.94	0	0.00	18	9.63

40-49 years	10	4.00	7	10.14	0	0.00	17	4.97	10	8.40	13	20.31	0	0.00	23	12.30
50-59 years	9	3.60	7	10.14	0	0.00	16	4.68	7	5.88	8	12.50	0	0.00	15	8.02
60-64 years	2	0.80	4	5.80	2	8.70	8	2.34	6	5.04	3	4.69	0	0.00	9	4.81
65-79 Years	5	2.00	4	5.80	0	0.00	9	2.63	6	5.04	13	20.31	1	25.00	20	10.70
80+ Years	0	0.00	1	1.45	0	0.00	1	0.29	0	0.00	3	4.69	0	0.00	3	1.60
Not Specified	14	5.60	7	10.14	19	82.61	40	11.70	9	7.56	5	7.81	2	50.00	16	8.56
Total	250	100.00	69	100.00	23	100.00	342	100.00	119	100.00	64	100.00	4	100.00	187	100.00
Grand Total	1353		434		37		1824		720		432		11		1162	

Table 3b: Myocarditis and pericarditis events reported to VAERS following Moderna COVID-19 vaccine (Spikevax), by dose. Datalock point 14 March 2022. Percentages per age group are presented.

Age Group	Myocarditis								Pericarditis							
	Male		Female		Sex Not Specified		Total		Male		Female		Sex Not Specified		Total	
	n	%	n	%	n	%	N	%	n	%	n	%	n	%	N	%
Dose 1																
<6 months	0	0.00	0	0.00	0	0.00	0	0.00	0	0.00	0	0.00	0	0.00	0	0.00
3-5 Years	0	0.00	0	0.00	0	0.00	0	0.00	0	0.00	0	0.00	0	0.00	0	0.00
6-17 Years	1	0.56	0	0.00	0	0.00	1	0.35	0	0.00	0	0.00	0	0.00	0	0.00
18-29 Years	74	41.11	18	18.00	0	0.00	92	32.17	33	32.35	23	20.00	0	0.00	56	25.23
30-39 years	42	23.33	18	18.00	0	0.00	60	20.98	15	14.71	17	14.78	0	0.00	32	14.41
40-49 years	16	8.89	21	21.00	0	0.00	37	12.94	21	20.59	20	17.39	0	0.00	41	18.47
50-59 years	15	8.33	16	16.00	1	16.67	32	11.19	12	11.76	19	16.52	0	0.00	31	13.96
60-64 years	3	1.67	15	15.00	0	0.00	18	6.29	7	6.86	12	10.43	0	0.00	19	8.56
65-79 Years	10	5.56	11	11.00	0	0.00	21	7.34	11	10.78	16	13.91	2	40.00	29	13.06
80+ Years	2	1.11	1	1.00	0	0.00	3	1.05	0	0.00	5	4.35	0	0.00	5	2.25
Not Specified	17	9.44	0	0.00	5	83.33	22	7.69	3	2.94	3	2.61	3	60.00	9	4.05
Total	180	100.00	100	100.00	6	100.00	286	100.00	102	100.00	115	100.00	5	100.00	222	100.00
Dose 2																
<6 months	0	0.00	0	0.00	0	0.00	0	0.00	0	0.00	0	0.00	0	0.00	0	0.00
3-5 Years	0	0.00	0	0.00	0	0.00	0	0.00	0	0.00	0	0.00	0	0.00	0	0.00
6-17 Years	2	0.72	0	0.00	0	0.00	2	0.52	1	0.55	0	0.00	0	0.00	1	0.33
18-29 Years	152	54.48	29	29.00	1	20.00	182	47.40	63	34.81	24	19.67	0	0.00	87	28.52
30-39 years	57	20.43	15	15.00	0	0.00	72	18.75	30	16.57	11	9.02	0	0.00	41	13.44
40-49 years	24	8.60	24	24.00	0	0.00	48	12.50	20	11.05	21	17.21	0	0.00	41	13.44
50-59 years	20	7.17	13	13.00	0	0.00	33	8.59	25	13.81	24	19.67	0	0.00	49	16.07
60-64 years	6	2.15	5	5.00	0	0.00	11	2.86	10	5.52	12	9.84	0	0.00	22	7.21

65-79 Years	13	4.66	12	12.00	0	0.00	25	6.51	26	14.36	26	21.31	0	0.00	52	17.05
80+ Years	1	0.36	1	1.00	0	0.00	2	0.52	4	2.21	4	3.28	0	0.00	8	2.62
Not Specified	4	1.43	1	1.00	4	80.00	9	2.34	2	1.10	0	0.00	2	100.00	4	1.31
Total	279	100.00	100	100.00	5	100.00	384	100.00	181	100.00	122	100.00	2	100.00	305	100.00
Dose 3																
<6 months	0	0.00	0	0.00	0	0.00	0	0.00	0	0.00	0	0.00	0	0.00	0	0.00
3-5 Years	0	0.00	0	0.00	0	0.00	0	0.00	0	0.00	0	0.00	0	0.00	0	0.00
6-17 Years	1	1.96	0	0.00	0	0.00	1	1.16	0	0.00	0	0.00	0	0.00	0	0.00
18-29 Years	29	56.86	8	22.86	0	0.00	37	43.02	10	29.41	6	16.22	0	0.00	16	22.54
30-39 years	9	17.65	10	28.57	0	0.00	19	22.09	4	11.76	7	18.92	0	0.00	11	15.49
40-49 years	6	11.76	4	11.43	0	0.00	10	11.63	5	14.71	8	21.62	0	0.00	13	18.31
50-59 years	2	3.92	4	11.43	0	0.00	6	6.98	7	20.59	5	13.51	0	0.00	12	16.90
60-64 years	1	1.96	2	5.71	0	0.00	3	3.49	1	2.94	3	8.11	0	0.00	4	5.63
65-79 Years	3	5.88	6	17.14	0	0.00	9	10.47	6	17.65	6	16.22	0	0.00	12	16.90
80+ Years	0	0.00	1	2.86	0	0.00	1	1.16	1	2.94	2	5.41	0	0.00	3	4.23
Not Specified	0	0.00	0	0.00	0	0.00	0	0.00	0	0.00	0	0.00	0	0.00	0	0.00
Total	51	100.00	35	100.00	0	0.00	86	100.00	34	100.00	37	100.00	0	0.00	71	100.00
Dose 4+																
40-49 Years	0	0.00	1	100.00	0	0.00	1	100.00	0	0.00	0	0.00	0	0.00	0	0.00
Total	0	0.00	1	100.00	0	0.00	1	100.00	0	0.00	0	0.00	0	0.00	0	0.00
Unknown dose																
<6 months	0	0.00	0	0.00	0	0.00	0	0.00	0	0.00	0	0.00	0	0.00	0	0.00
3-5 Years	0	0.00	0	0.00	0	0.00	0	0.00	0	0.00	0	0.00	0	0.00	0	0.00
6-17 Years	1	0.74	1	3.03	2	25.00	4	2.27	0	0.00	0	0.00	0	0.00	0	0.00
18-29 Years	62	45.93	9	27.27	0	0.00	71	40.34	24	32.88	9	30.00	0	0.00	33	30.28
30-39 years	27	20.00	8	24.24	0	0.00	35	19.89	10	13.70	3	10.00	1	16.67	14	12.84
40-49 years	16	11.85	1	3.03	0	0.00	17	9.66	11	15.07	5	16.67	0	0.00	16	14.68

50-59 years	4	2.96	4	12.12	0	0.00	8	4.55	8	10.96	4	13.33	0	0.00	12	11.01
60-64 years	5	3.70	2	6.06	0	0.00	7	3.98	6	8.22	4	13.33	1	16.67	11	10.09
65-79 Years	3	2.22	6	18.18	0	0.00	9	5.11	11	15.07	5	16.67	0	0.00	16	14.68
80+ Years	2	1.48	1	3.03	0	0.00	3	1.70	1	1.37	0	0.00	0	0.00	1	0.92
Not Specified	15	11.11	1	3.03	6	75.00	22	12.50	2	2.74	0	0.00	4	66.67	6	5.50
Total	135	100.00	33	100.00	8	100.00	176	100.00	73	100.00	30	100.00	6	100.00	109	100.00
Grand Total	645		269		19		933		390		304		13		707	

Table 4: Myocarditis and pericarditis events reported to EudraVigilance for the European Economic Area. Datalock point 14 March 2022. Percentages per age group are presented.

Age Group	Myocarditis								Pericarditis							
	Male		Female		Sex Not Specified		Total		Male		Female		Sex Not Specified		Total	
	n	%	n	%	n	%	N	%	n	%	n	%	n	%	N	%
Comirnaty (Pfizer/BioNTech)																
2 Months-2 Years	0	0.00	0	0.00	0	0.00	0	0.00	67	63.81	38	36.19	0	0.00	105	100.00
3-11 Years	4	66.67	2	33.33	0	0.00	6	100.00	798	48.33	848	51.36	5	0.30	1651	100.00
12-17 Years	507	86.82	72	12.33	5	0.86	584	100.00	164	56.75	125	43.25	0	0.00	289	100.00
18-64 Years	2302	70.16	956	29.14	23	0.70	3281	100.00	307	46.30	351	52.94	5	0.75	663	100.00
65-85 Years	130	50.58	125	48.64	2	0.78	257	100.00	54	46.55	62	53.45	0	0.00	116	100.00
85+ Years	12	52.17	11	47.83	0	0.00	23	100.00	1042	50.27	1026	49.49	5	0.24	2073	100.00
Not Specified	86	60.56	39	27.46	17	11.97	142	100.00	8	38.10	11	52.38	2	9.52	21	100.00
Total	3041	70.84	1205	28.07	47	1.09	4293	100.00	2440	49.61	2461	50.04	17	0.35	4918	100.00
Spikevax (Moderna)																
2 Months-2 Years	0	0.00	0	0.00	0	0.00	0	0.00	8	0.00	4	0.00	0	0.00	12	100.00
3-11 Years	0	0.00	0	0.00	0	0.00	0	0.00	343	0.00	287	0.00	5	0.79	635	100.00
12-17 Years	69	92.00	6	8.00	0	0.00	75	100.00	39	0.00	45	0.00	0	0.00	84	100.00
18-64 Years	913	79.39	231	20.09	6	0.52	1150	100.00	0	0.00	2	100.00	0	0.00	2	100.00
65-85 Years	27	48.21	29	51.79	0	0.00	56	100.00	4	50.00	4	50.00	0	0.00	8	100.00
85+ Years	1	33.33	2	66.67	0	0.00	3	100.00	394	53.17	342	46.15	5	0.67	741	100.00

Not Specified	11	55.00	7	35.00	2	10.00	20	100.00	0	0.00	0	0.00	0	0.00	0	-
Total	1021	78.30	275	21.09	8	0.61	1304	100.00	788	53.17	684	46.15	10	0.67	1482	100.00
Overall (both mRNA vaccines)																
2 Months-2 Years	0	0.00	0	0.00	0	0.00	0	-	75	64.10	42	35.90	0	0.00	117	100.00
3-11 Years	4	66.67	2	33.33	0	0.00	6	100.00	1141	49.91	1135	49.65	10	0.44	2286	100.00
12-17 Years	576	87.41	78	11.84	5	0.76	659	100.00	203	54.42	170	45.58	0	0.00	373	100.00
18-64 Years	3215	72.56	1187	26.79	29	0.65	4431	100.00	307	46.17	353	53.08	5	0.75	665	100.00
65-85 Years	157	50.16	154	49.20	2	0.64	313	100.00	58	46.77	66	53.23	0	0.00	124	100.00
85+ Years	13	50.00	13	50.00	0	0.00	26	100.00	1436	51.03	1368	48.61	10	0.36	2814	100.00
Not Specified	97	59.88	46	28.40	19	11.73	162	100.00	8	38.10	11	52.38	2	9.52	21	100.00
Total	4058	72.55	1480	26.46	55	0.98	5593	100.00	3228	50.44	3145	49.14	27	0.42	6400	100.00

Table 5: Details of each study identified by systematic review which met the inclusion criteria.

	First author & citation	Study design	Study period	Vaccine	Population	No. cases in exposed to mRNA vaccine	Diagnostic criteria	Percentage of cases who were male	Age of cases	Vaccine dose	RR (95% CI)	Incidence (95% CI)
1	Barda (47)	Cohort with unvaccinated comparator	December 2020 - May 2021	Comirnaty	Israel, electronic health records	Myocarditis n=21; Pericarditis n=27		NR	NR	NR	Myocarditis = 3.24 (1.55 to 12.44); Pericarditis = 1.27 (0.68 to 2.31)	NC
2	Chouchana (24)	Analysis of VigiBase spontaneous reports	Vaccine launch - end June 2021	mRNA COVID vaccine	Vigibase reports	Myocarditis n=1241; Pericarditis n=851; Myo-pericarditis n=167; Pleuro-pericarditis n=18		68.30%	Median 33 (21–54) years	NR	NC	NC
3	Chua (48)	Population cohort study	14 June 2021 - 4 September 2021	Comirnaty	Hong Kong adolescents, electronic health records	n=33 cases (myocarditis/pericarditis)		87.88%	Median 15.25 years	81.82% followed 2 nd dose	NC	Overall = 18.52 (95% CI 11.67–29.01); Males = 32.29 (95% CI 22.78–45.4); Females = 4.53 (95% CI 1.76–11.11)
4	Das (49)	Cross sectional study of 25 children aged 12-18 years diagnosed with probable myopericarditis following COVID-19 mRNA vaccination	10 May 2021 - 20 June 2021	Comirnaty	Adolescents presenting at 8 US centres	n=25 (myo-pericarditis)		88%	Range 12-17 years	88% followed 2 nd dose	NC	NC

5	Diaz (50)	Retrospective cohort	Vaccine launch - 25 May 2021	mrNA COVID vaccine plus AZ vaccine	40 US hospitals, electronic health records	Myocarditis n=20; pericarditis n=35	Myocarditis75%; pericarditis 73%	Myocarditis cases median 36 (26.3-48.3) years; Pericarditis cases median 59 (46-69) years	NR	NC	NC
6	Eggebrecht (51)	Cohort	27 December 2020 - 3 September 2021	All COVID vaccines	113 patients at cardiology unit	Comirnaty cases n=85; Spikevax n=13	56%	Average age 45.9 years, 95% CI 43.2–48.7	57% followed 2 nd dose	NC	NC
7	Farahmand (25)	Cohort	3 August 2020 – 21 May 2021	All COVID vaccines	Patients and employees of the Beth Israel Deaconess Medical Center (BIDMC), electronic health records	n=7	50.00%	Participants aged 25 years and older	NR	Age adjusted rate ratio = 9.7 (p=0.04)	NC
8	Foltran (52)	Analysis of VigiBase spontaneous reports	1 January - 14 September 2021	mrNA COVID vaccines	Vigibase reports for adolescents aged 12-17 years	n=242 cases (pericarditis and/or myocarditis)	85%	Mean 15.8 (+/- 1.4yrs)	1 or 2 doses	NC	NC
9	Fronza (53)	Retrospective cohort	December 2019 – November 2021	All COVID vaccines	Consecutive adults referred to a tertiary hospital network for MRI	Spikevax n=12; Comirnaty n=9	81%	Mean (SD) 31 (14) years	17 followed 2 nd dose	NC	NC
10	Gargano (54)	Analysis of VAERS spontaneous reports	29 December 2020 – 11 June 2021	mrNA COVID vaccines	VAERS reports	n=1226	76.2% of 1212 cases where sex available	Median age 26 years (range 12–94 years)	76% followed 2 nd dose (where dose was reported)	NC	NC
11	Golino (55)	Observational study	June - August 2021	mrNA COVID vaccines	Hospital admissions, University of Insubria, Varese, Italy	n=12 (myo-pericarditis)	33% of cases were young males	Males aged 29 (+/- 12) years	NR	NC	NC
12	Hajjo (38)	VAERS analysis	Vaccine launch – 2 September 2021	All COVID vaccines	VAERS reports	Myocarditis = 1579; Pericarditis = 1063	myo = 77%, peri = 65%	Range 6-80+ years	1-3 doses	NC	NC

13	Hause (12)	VAERS & V-Safe analysis	14 December 2020 – 16 July 2021	Comirnaty	VAERS and V-Safe reports for adolescents	n=379 (myocarditis)	NR	NR	NR	NC	NC
14	Husby (56)	Population-based cohort study	1 October 2020 – 5 October 2021	All COVID vaccines	Danish health records databases (all individuals in Denmark aged 12 and over)	Comirnaty n=48; Spikevax n=21	NR	NR	NR	NC	Absolute rate within 28 days of vaccination: Overall = 1.7 (95% CI 1.3 to 2.2) per 100,000 vaccinated individuals. Comirnaty = 1.4 (1.0 to 1.8) per 100,000 Spikevax = 4.2 (2.6 to 6.4) per 100,000
15	Jain (26)	Retrospective multicentre study	March 2021 – June 2021	mRNA COVID vaccines	Patients <21 years presenting to 16 US hospitals	Comirnaty n=59; Spikevax n=4	92%	Mean 15.6 ± 1.8 years (range 12 – 20 years)	62 cases followed 2 nd dose	NC	NC
16	Kerneis (57)	Vigibase analysis	1967 – 7 May 2021	All COVID vaccines	Vigibase reports	Comirnaty n=151; Spikevax n=51	63.90%	Median 35 (IQR 25-50) years	NR	NC	NC
17	Klein (27)	Vaccine Safety Datalink analysis	14 December 2020 – 26 June 2021	mRNA COVID vaccines	Electronic health records	n=87 (myocarditis/pericarditis)	85%	Range 12-39 years	NR	NC	NC
18	Knowlton (58)	Cohort / Case-crossover	15 December 2020 – 15 June 2021	All COVID vaccines	Adult patients presenting at Intermountain Healthcare	Comirnaty n=5; Spikevax n=15	71.40%	Median (IQR) 56 (28-70) years	NR	Within 60 days RR = 1.63 (95% CI 0.95-2.71); Within 30 days RR=2.05 (95% CI 1.17-3.48)	NC
19	Kravchenko (59)	Retrospective cohort	NR	mRNA COVID-19 vaccines	All patients referred for cardiac MRI to the Department of Diagnostic and Interventional Radiology,	Comirnaty n=19; Spikevax n=1	60%	Mean age 28 ± 12 years	75% followed 2 nd dose	NC	NC

University Hospital Bonn											
20	Lai (60)	Case-control	23 February – 2 August 2021	Comirnaty and Sinovac CoronaVac	Patients aged 12 and over, electronic health records provided by the Hospital Authority (HA) of Hong Kong; linked with population-based vaccination records	Comirnaty n=20	62.5% of 160 carditis cases overall	Mean (SD) age 57.48 (24.23) years overall for vaccinated and unvaccinated participants	13.1% followed 2 nd dose	Carditis aOR= 3.57 (95% CI 1.93 - 6.60)	NC
21	Li (48)	VAERS analysis	11 December 2020 – 13 August 2021	All COVID vaccines	VAERS reports	Comirnaty n=1335 cases; Spikevax n=703	Spikevax = 69.6%, Comirnaty = 73.8%	Spikevax recipients aged 18 and older, Comirnaty recipients aged 12 and older	63.47% followed 2 nd dose	NC	Incidence rate = 5.98 (95% CI = 5.73–6.24) cases per million doses administered
22	Li (28)	Cohort	10 March – 18 October 2021	Comirnaty	Hong Kong adolescents, electronic health records	n=43 (myocarditis)	88%	Mean (SD) 14.86 (1.46) years	84% followed 2 nd dose	NC	NC
23	Mevorach (61)	Retrospective cohort	20 December 2020 – 31 May 2021	Comirnaty	Medical records, Ministry of Health database (Israel)	n=142 (myocarditis)	91% of the 95 cases for whom age and sex were available	16 years and older	91% followed 2 nd dose	Rate Ratio=2.35 (95% CI, 1.10 to 5.02)	NC
24	Nygaard (62)	Prospective nationwide population-based cohort study	15 May 2021 – 15 September 2021	mRNA COVID vaccines	Hospitalised adolescents	Comirnaty n=15	87%	Range 13-17 years	47% after 2 nd dose	NC	Males: 97 per million Females: 16 per million
25	Oh (63)	Retrospective observational study	1 June 2021 – 15 October 2021	mRNA COVID vaccines	Patients presenting at the Incheon and Daejeon hospitals' emergency departments	n=4 (myocarditis)	100%	Range 17-49 years	50% after 2 nd dose	NC	NC
26	Oster (64)	VAERS analysis	December 2020 – August 2021	mRNA COVID vaccines	VAERS reports	n=1626 (myocarditis)	82%	Median = 21 years (IQR 16-31)	82% after 2 nd dose	NC	NC

27	Patone (65)	Population-based cohort study	NR	Comirnaty or AZ	England	Myocarditis n=397; Pericarditis n=356	Myocarditis = 50% following 1st dose, 57.8% following 2nd dose; Pericarditis = 62.7% following 1st dose, 69.3% following 2nd dose	Myocarditis 1st dose mean (SD) 55.2 (22.0) years, myocarditis 2nd dose mean (SD) 61 (22.8) years; Pericarditis 1st dose mean (SD) 57.6 (20.1) years, Pericarditis 2nd dose mean (SD) 63.2 (18.7) years	52.1% received 1 st dose only	Myocarditis 1st dose IRR=1.31 (95% CI 1.03 - 1.66); Myocarditis 2nd dose IRR=1.30 (95% CI 0.98 - 1.72); Pericarditis - No association	NC
28	Sa (66)	observational study (VAERS)	14th Dec 2020 – 30th Sept 2021	Comirnaty Spikevax or Janssen	US population, aged over 18yrs	Comirnaty n=1072; Spikevax n=791	NR	n=1573 18-64 years, n=193 65 years and older	NR	NC	NC
29	Simone (67)	retrospective population-based cohort study	14 December 2020 – 20 July 2021	mRNA COVID vaccines	Kaiser Permanente Southern California (KPSC) members aged 18 years and older	n=15 (myocarditis)	100%	Median (IQR) 52 (32-59) years	86.7% followed 2 nd dose	1 st dose: RR=0.38 (95%CI 0.05-1.40) 2 nd dose: RR=2.7 (95% CI 1.4-4.8)	NC
30	Truong (68)	Retrospective cohort	Until 4 July 2021	All COVID vaccines	adolescents and young adults <21 years old, presenting at 26 paediatric medical centres across US and Canada	Comirnaty n=131, Spikevax n=5	90.60%	Median 15.8 (range 12.1-20.3) years	91.4% followed 2 nd dose	NC	NC
31	Tsun Lai (69)	population-based retrospective cohort study	1 January 2018 – 30 September 2021	Comirnaty or CoronaVac	Inpatients 12 years and older (Hong Kong)	N=38 (myocarditis)	NR	NR	1 or 2 doses	1 st dose: IRR=9.15 (95% CI 1.14-73.16); 2 nd dose: IRR=29.61 (95% CI 4.04-217.07)	
32	Witberg (70)	Population-based cohort study	42 days after dose 1	Comirnaty	Clalit Health Services, electronic health	n=54 (myocarditis)	94%	Median (IQR) = 27 (21-35) years	1 dose	NC	Overall: 2.13 (95% CI 1.56-

					records for patients aged 16 years or older					2.70) per 100,000	
33	Yap (71)	Reports to Singapore's vaccine safety committee	January 2021 – July 2021	mRNA COVID vaccines	Singapore	n=34 (pericarditis, myocarditis, or concomitant pericarditis and myocarditis)	82.40%	Myocarditis median 23 (range 12-55) years	64% followed 2 nd dose	NC	NC

NR = Not Reported; NC = Not calculated; SD = Standard Deviation; CI = Confidence Interval; aOR = Adjusted Odds Ratio

Table 6: Results of studies identified by systematic review, including the number of events, fatal cases, sex, and vaccine dose.

	Myocarditis		Myopericarditis		Pericarditis		Total cases		Fatal cases		Males (where specified)		Females (where specified)		Single dose		Two doses		Dose unspecified	
	n	%	n	%	n	%	n	%	n	%	n	%	n	%	n	%	n	%	n	%
1	21	43.75	27	56.25	0	0.00	48	100.00	NR		NR		NR		NR		NR		NR	
2	1241	54.94	851	37.67	167	7.39	2259	100.00	22	45.83	1555	68.84	722	31.96	NR		NR		NR	
3	33	100.00	0	0.00	0	0.00	33	100.00	NR		29	87.88	4	12.12	6	18.18	27	81.82	0	0
4	20	36.36	0	0.00	35	63.64	55	100.00	NR		42	76.36	15	27.27	NR		NR		NR	
5	0	0.00	4	100.00	0	0.00	4	100.00	NR		2	50	2	50	3	75	1	25	0	0
6	0	0.00	10	100.00	0	0.00	10	100.00	NR		6	60	6	60	3	30	7	70	0	0
7	191	78.93	2	0.83	49	20.25	242	100.00	1	0.41	205	84.71	37	15.29	37	15.29	68	28.1	139	57.44
8	21	100.00	0	0.00	0	0.00	21	100.00	NR		17	80.95	4	19.05	NR		NR		NR	
9	1226	100.00	0	0.00	0	0.00	1226	100.00	0	0.00	923	75.29	289	23.57	263	21.45	831	67.78	0	0
10	0	0.00	12	100.00	0	0.00	12	100.00	0	0.00	NR		NR		NR		NR		NR	
11	1579	59.77	0	0.00	1063	40.23	2642	100.00	NR		1906	72.14	736	27.86	NR		NR		NR	
12	397	100.00	0	0.00	0	0.00	397	100.00	0	0.00	NR		NR		NR		NR		NR	
13	48	69.57	21	30.43	0	0.00	69	100.00	NR		NR		NR		NR		NR		NR	
14	63	100.00	0	0.00	0	0.00	63	100.00	NR		58	92.06	5	7.94	1	1.59	62	98.41	0	0
15	156	100.00	0	0.00	0	0.00	156	100.00	5	3.21	131	83.97	74	47.44	NR		NR		NR	
16	0	0.00	34	100.00	0	0.00	34	100.00	NR		29	85.29	5	14.71	9	26.47	24	70.59	1	2.94
17	0	0.00	20	100.00	0	0.00	20	100.00	1	5.00	15	75	6	30	13	65	7	35	0	0
18	20	100.00	0	0.00	0	0.00	20	100.00	NR		12	60	8	40	5	25	15	75	0	0
19	0	0.00	20	100.00	0	0.00	20	100.00	NR		NR		NR		NR		NR		NR	
20	0	0.00	2038	100.00	0	0.00	2038	100.00	NR		1474	72.33	535	26.25	NR		NR		NR	
21	43	100.00	0	0.00	0	0.00	43	100.00	NR		38	88.37	5	11.63	7	16.28	36	83.72	0	0
22	182	100.00	0	0.00	0	0.00	182	100.00	1	0.55	NR		NR		0	0	142	78.02	40	21.98

23	0	0.00	12	80.00	3	20.00	15	100.00	0	0.00	13	86.67	2	13.33	8	53.33	7	46.67	0	0
24	4	100.00	0	0.00	0	0.00	4	100.00	0	0.00	4	100	0	0	2	50	2	50	0	0
25	1625	70.38	0	0.00	684	29.62	2309	100.00	0	0.00	1334	57.77	290	12.56	273	11.82	1265	54.79	0	0
26	158	54.11	0	0.00	134	45.89	292	100.00	NR		173	59.25	119	40.75	153	52.4	139	47.6	0	0
27	0	0.00	1072	100.00	0	0.00	1072	100.00	NR		NR		NR		NR		NR		NR	
28	15	100.00	0	0.00	0	0.00	15	100.00	NR		15	100	0	0	2	13.33	13	86.67	0	0
29	146	100.00	0	0.00	0	0.00	146	100.00	NR		126	86.3	20	13.7	12	8.22	134	91.78	0	0
30	38	100.00	0	0.00	0	0.00	38	100.00	NR		NR		NR		8	21.05	30	78.95	0	0
31	54	100.00	0	0.00	0	0.00	54	100.00	NR		51	94.44	3	5.56	17	31.48	37	68.52	0	0
32	14	41.18	11	32.35	9	26.47	34	100.00	0	0.00	28	82.35	6	17.65	15	44.12	19	55.88	0	0
Total	7295		4134		2144		13573		30		8186		2893		837		2866		180	
Average (%)		59.66		32.42		7.92		100.00		4.58		78.33		22.86		29.00		64.72		4.12

Declarations

Transparency statement

The manuscript's guarantor affirms that the manuscript is an honest, accurate, and transparent account of the study being reported, and that no important aspects of the study have been omitted.

Ethics approval

Ethics approval was not required.

Funding

No external funding was received for the preparation of this manuscript.

Conflicts of interest

All authors have completed the Unified Competing Interest form (available on request from the corresponding author) and declare: The Drug Safety Research Unit (DSRU) is a registered independent charity (No. 327206) associated with the University of Portsmouth. The DSRU receives donations and grants from pharmaceutical companies; however, the companies have no control over the conduct or publication of its studies. The DSRU has received grants to conduct unconditional studies on the Oxford/AstraZeneca COVID-19 vaccine and is in negotiations to receiving grants for conducting CPRD studies for Pfizer, Moderna, and Janssen COVID-19 vaccines. The DSRU has conducted benefit-risk studies on products for COVID-19, including remdesivir, lopinavir/ritonavir, chloroquine and hydroxychloroquine, and convalescent plasma. Professor Shakir is the principal investigator for an active surveillance study for the Oxford/AstraZeneca vaccine, but this assessment is unrelated to this study. Professor Shakir has been a member of Data Safety Monitoring Boards for Ipsen, Biogen, and Diurnal. None of these companies have any involvement with COVID-19 vaccines. Professor Shakir was invited by AstraZeneca to advise on the events of thrombosis with thrombocytopenia with the COVID-19 vaccine and to be a member of an advisory committee on a safety study of the Oxford/AstraZeneca vaccine in Europe. Samantha Lane and Alison Yeomans have no conflicts of interest with regard to this study.

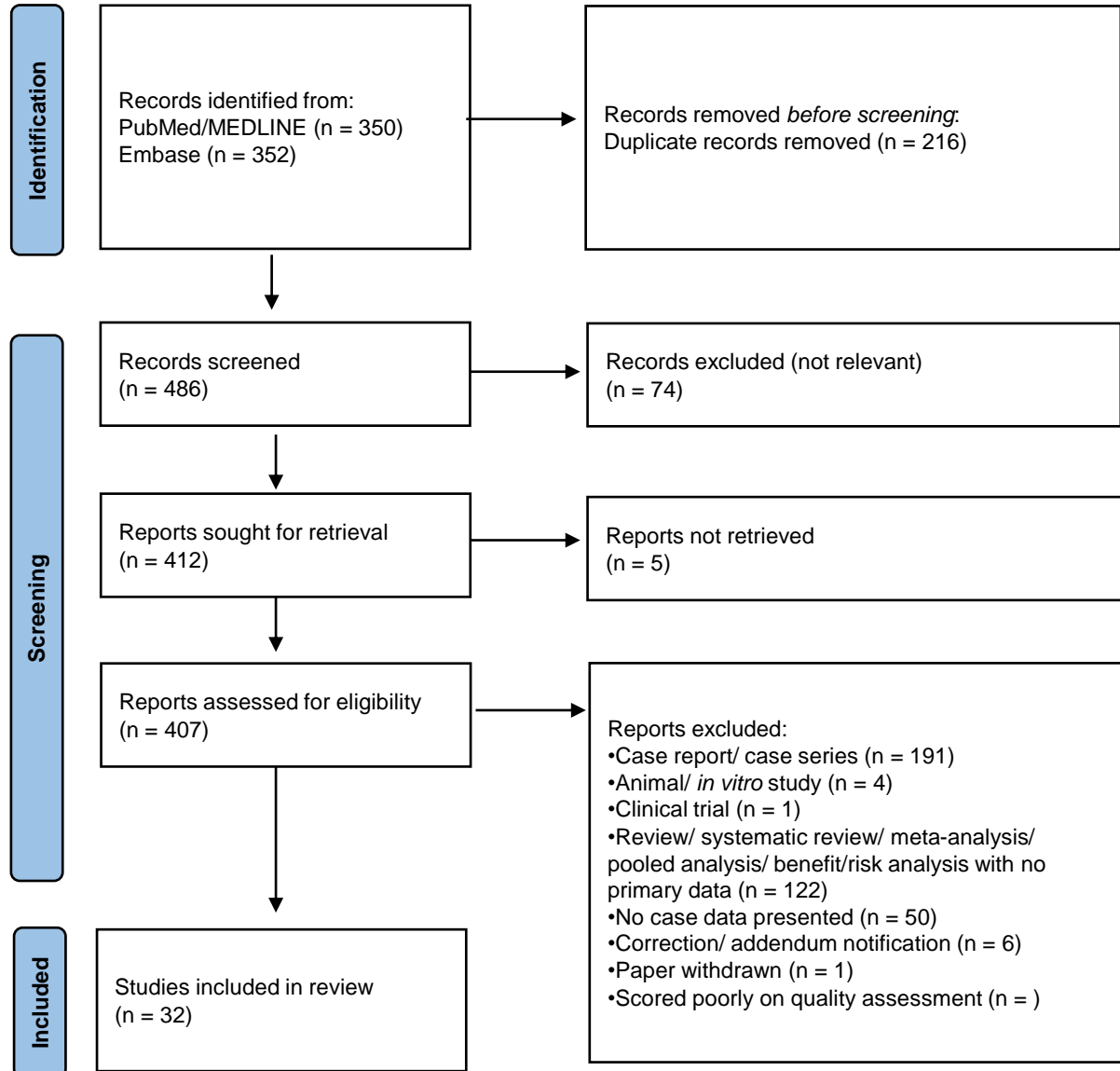
Authors' contributions

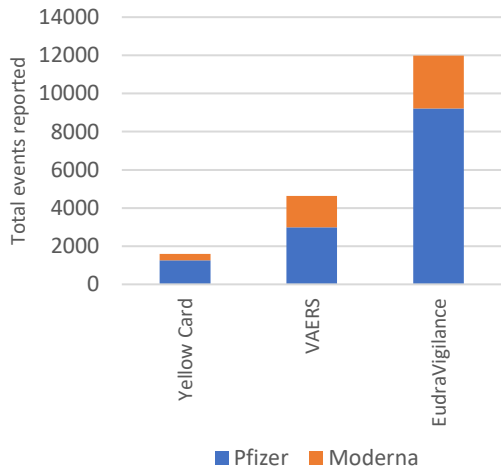
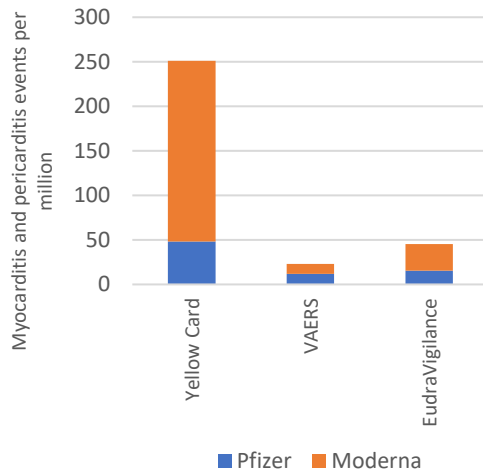
SL and AY were responsible for data acquisition, analyses, and interpretation. All authors were responsible for study conception, drafting and reviewing the manuscript, and approval of the final version for publication.

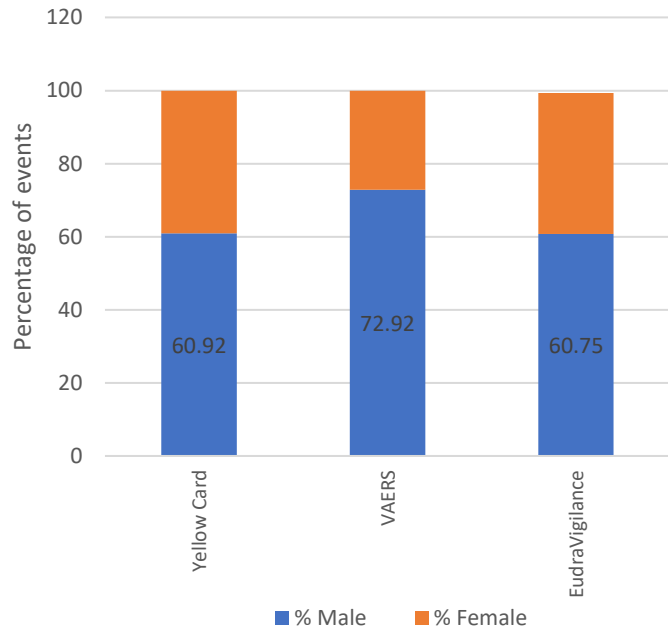
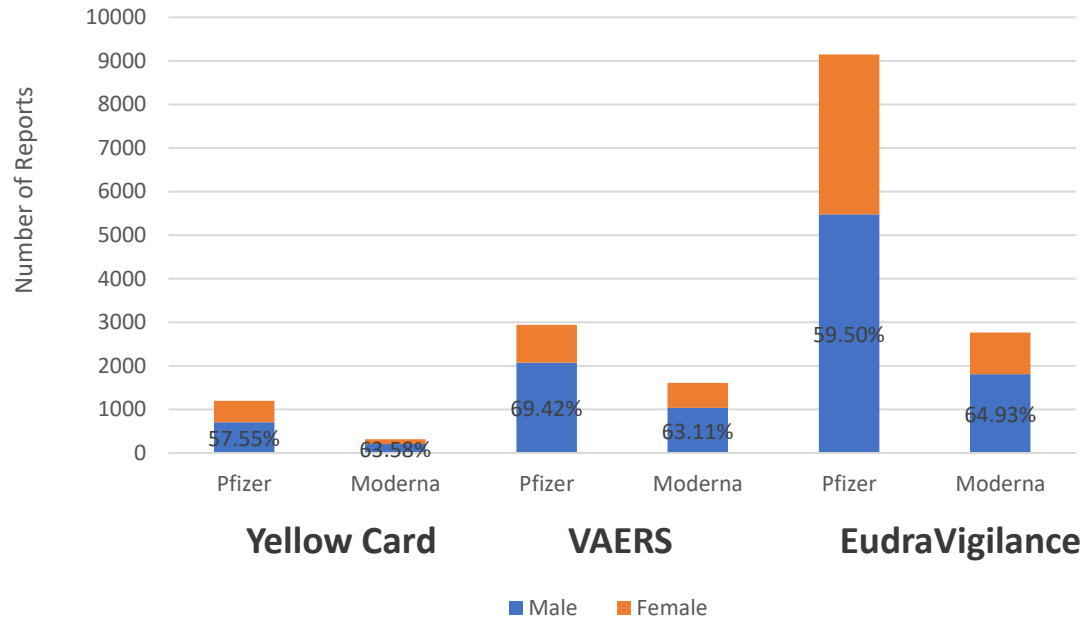
Data sharing

CASP checklists for assessing quality of each study included in systematic review are available on request.

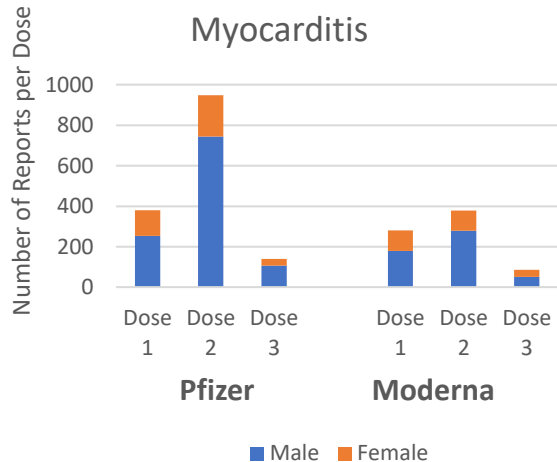
Identification of studies via databases and registers



A**B**

A**B**

A



B

