

Supplementary Figure 2.**Forest plots of Combined analysis lead variants.**

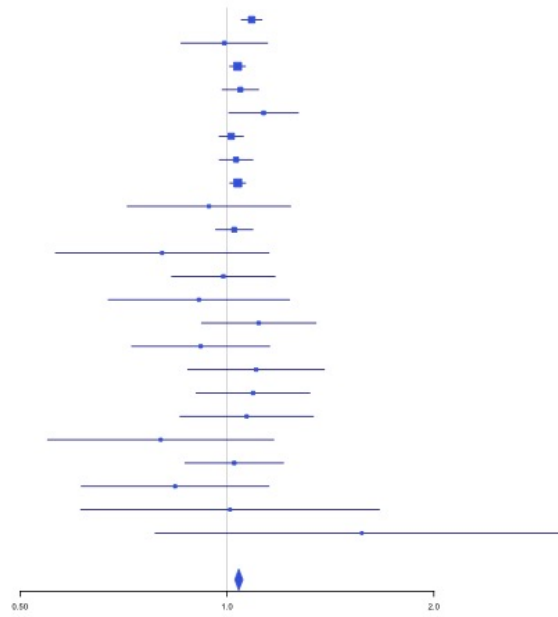
2.1	rs12121476 (chr1:9335327) in locus 1 (H6PD;SPSB1)	4
2.2	rs551176418 (chr1:27107263) in locus 2 (ARID1A)	4
2.3	rs6695572 (chr1:77945635) in locus 3 (AK5)	5
2.4	rs3832016 (chr1:109818158) in locus 4 (CELSR2)	5
2.5	rs3767812 (chr1:118155620) in locus 5 (TENT5C)	6
2.6	rs1267881263 (chr1:150496127) in locus 6 (FALEC;ADAMTSL4)	6
2.7	rs905938 (chr1:154991389) in locus 7 (DCST2)	7
2.8	rs3557 (chr1:161188893) in locus 8 (FCER1G)	7
2.9	rs6025 (chr1:169519049) in locus 9 (F5)	8
2.10	rs6695940 (chr1:173882980) in locus 10 (SERPINC1)	8
2.11	rs143410348 (chr1:196809316) in locus 12 (CFHR1;CFHR4)	9
2.12	rs2842700 (chr1:207282149) in locus 13 (C4BPA)	9
2.13	rs3811444 (chr1:248039451) in locus 14 (TRIM58)	10
2.14	rs78475244 (chr2:65086804) in locus 16 (LINC01800)	10
2.15	rs1867312 (chr2:68619981) in locus 17 (PLEK)	11
2.16	rs1518760 (chr2:128140500) in locus 18 (MAP3K2)	11
2.17	rs1912849 (chr2:188310118) in locus 19 (CALCRL)	12
2.18	rs78872368 (chr2:198545250) in locus 20 (RFTN2;MARS2)	12
2.19	rs715 (chr2:211543055) in locus 21 (CPS1)	13
2.20	rs68066031 (chr2:224880498) in locus 22 (SERPINE2)	13
2.21	rs13084580 (chr3:39188182) in locus 24 (CSRNP1)	14
2.22	rs11130326 (chr3:52771920) in locus 25 (NEK4)	14
2.23	rs529326506 (chr3:90503764) in locus 26 (EPHA3;NONE)	15
2.24	rs28479320 (chr3:93752529) in locus 27 (ARL13B)	15
2.25	rs900399 (chr3:156798732) in locus 30 (LINC02029;LINC00880)	16
2.26	rs710446 (chr3:186459927) in locus 32 (KNG1)	16
2.27	rs3796159 (chr3:194790434) in locus 33 (XXYLT1)	17
2.28	rs9654093 (chr4:7903763) in locus 34 (AFAP1)	17
2.29	rs781656 (chr4:57778645) in locus 35 (REST)	18
2.30	rs6826579 (chr4:83785031) in locus 36 (SEC31A)	18
2.31	rs2014912 (chr4:86715670) in locus 37 (ARHGAP24)	19
2.32	rs2066864 (chr4:155525695) in locus 39 (FGG)	19
2.33	rs3756011 (chr4:187206249) in locus 40 (F11)	20
2.34	rs16867574 (chr5:38708554) in locus 42 (OSMR-AS1)	20
2.35	rs7730244 (chr5:72957088) in locus 43 (ARHGGEF28)	21
2.36	rs750465397 (chr5:96289036) in locus 44 (LNPEP)	21
2.37	rs147133967 (chr5:132426851) in locus 45 (HSPA4)	22
2.38	rs214059 (chr6:25536937) in locus 46 (CARMIL1)	22
2.39	rs2394251 (chr6:29943688) in locus 47 (HCG9)	23
2.40	rs9268863 (chr6:32430289) in locus 48 (HLA-DRA;HLA-DRB5)	23
2.41	rs145294670 (chr6:34622561) in locus 49 (ILRUN)	24
2.42	rs9386182 (chr6:147691069) in locus 52 (STXBP5)	24
2.43	rs1513275 (chr7:28259233) in locus 53 (JAZF1-AS1)	25
2.44	rs42038 (chr7:92243719) in locus 54 (CDK6)	25
2.45	rs10099512 (chr8:9178821) in locus 57 (LOC101929128;LOC157273)	26
2.46	rs2048528 (chr8:23373680) in locus 59 (ENTPD4;SLC25A37)	26
2.47	rs2685412 (chr8:27810603) in locus 60 (SCARA5)	27
2.48	rs2915595 (chr8:30402817) in locus 61 (RBPMS)	27
2.49	rs6993770 (chr8:106581528) in locus 62 (ZFPM2)	28
2.50	rs4236786 (chr8:108291878) in locus 63 (ANGPT1)	28

2.51	rs10820606 (chr9:99192919) in locus 65 (ZNF367;HABP4)	29
2.52	rs505922 (chr9:136149229) in locus 66 (ABO)	29
2.53	rs1243187 (chr10:21907016) in locus 68 (MLLT10)	30
2.54	rs4272700 (chr10:27881308) in locus 69 (RAB18;MKX)	30
2.55	rs17490626 (chr10:71218646) in locus 72 (TSPAN15)	31
2.56	rs16937003 (chr10:80938499) in locus 73 (ZMIZ1)	31
2.57	rs57866767 (chr10:96023077) in locus 74 (PLCE1)	32
2.58	rs10886430 (chr10:121010256) in locus 75 (GRK5)	32
2.59	rs2030291 (chr11:16251251) in locus 77 (SOX6)	33
2.60	rs11032074 (chr11:32993887) in locus 78 (QSER1)	33
2.61	rs1799963 (chr11:46761055) in locus 79 (F2)	34
2.62	rs141798115 (chr11:56875074) in locus 80 (OR5AK4P;LRRC55)	34
2.63	rs4354705 (chr11:60088159) in locus 81 (MS4A4A;MS4A6E)	35
2.64	rs174551 (chr11:61573684) in locus 82 (FADS1)	35
2.65	rs2846027 (chr11:114003415) in locus 84 (ZBTB16)	36
2.66	rs35257264 (chr11:126296816) in locus 85 (ST3GAL4)	36
2.67	rs7107568 (chr11:130779668) in locus 86 (SNX19)	37
2.68	rs1558519 (chr12:6153738) in locus 87 (VWF)	37
2.69	rs7311483 (chr12:9053661) in locus 88 (A2ML1;PHC1)	38
2.70	rs6580981 (chr12:54723028) in locus 89 (COPZ1)	38
2.71	rs142351376 (chr12:104136288) in locus 90 (STAB2)	39
2.72	rs3184504 (chr12:111884608) in locus 91 (SH2B3)	39
2.73	rs2851435 (chr12:123712416) in locus 92 (MPHOSPH9)	40
2.74	rs3211752 (chr13:113787459) in locus 94 (F10)	40
2.75	rs11158204 (chr14:58844526) in locus 95 (ARID4A;TOMM20L)	41
2.76	rs2127869 (chr14:65794352) in locus 96 (LINC02324;MIR4708)	41
2.77	rs7152641 (chr14:92213967) in locus 97 (CATSPERB;TC2N)	42
2.78	rs28929474 (chr14:94844947) in locus 98 (SERPINA1)	42
2.79	rs28519971 (chr14:103089808) in locus 99 (RCOR1)	43
2.80	rs1247656151 (chr15:43677975) in locus 100 (TUBGCP4)	43
2.81	rs7183672 (chr15:96101018) in locus 103 (LINC00924;LOC105369212)	44
2.82	rs71376077 (chr16:15738114) in locus 105 (NDE1)	44
2.83	rs12443808 (chr16:30996871) in locus 106 (HSD3B7)	45
2.84	rs7197453 (chr16:72079127) in locus 107 (DHODH;HP)	45
2.85	rs77246010 (chr16:75429853) in locus 108 (CFDP1)	46
2.86	rs12445050 (chr16:81870969) in locus 109 (PLCG2)	46
2.87	rs8049403 (chr16:85778651) in locus 110 (C16orf74)	47
2.88	rs28634651 (chr16:88553198) in locus 111 (ZFPM1)	47
2.89	rs6503222 (chr17:1977862) in locus 112 (SMG6)	48
2.90	rs434473 (chr17:6904934) in locus 113 (ALOX12)	48
2.91	rs71138827 (chr17:27833678) in locus 114 (TAOK1)	49
2.92	rs62054822 (chr17:43927708) in locus 115 (MAPT-AS1)	49
2.93	rs1801690 (chr17:64208285) in locus 116 (APOH)	50
2.94	rs573431210 (chr17:67276383) in locus 117 (ABCA5)	50
2.95	rs59277920 (chr19:6077231) in locus 118 (RFX2)	51
2.96	rs8110055 (chr19:10739143) in locus 119 (SLC44A2)	51
2.97	rs889139 (chr19:33889369) in locus 120 (PEPD)	52
2.98	rs2545774 (chr19:41287674) in locus 121 (RAB4B)	52
2.99	rs8108474 (chr19:46301479) in locus 122 (RSPH6A)	53
2.100	rs2638282 (chr19:49213833) in locus 123 (FUT2;MAMSTR)	53
2.101	rs1654425 (chr19:55538980) in locus 124 (GP6)	54
2.102	rs2631628 (chr19:56645250) in locus 125 (ZNF787;ZNF444)	54
2.103	rs117390891 (chr20:23168526) in locus 126 (LINC00656;NXT1)	55

2.104rs6060288 (chr20:33772243) in locus 127 (MMP24-AS1-EDEM2)	55
2.105rs3070580 (chr22:33165231) in locus 129 (SYN3)	56
2.106rs9611844 (chr22:43115776) in locus 130 (A4GALT)	56
2.107rs12388118 (chr23:11380742) in locus 131 (ARHGAP6)	57
2.108rs6632109 (chr23:34894638) in locus 132 (TMEM47;FAM47B)	57
2.109rs3002416 (chr23:39710195) in locus 133 (MIR1587;BCOR)	58
2.110rs6048 (chr23:138633280) in locus 134 (F9)	58
2.111rs2084408 (chr23:154346709) in locus 135 (BRCC3)	59

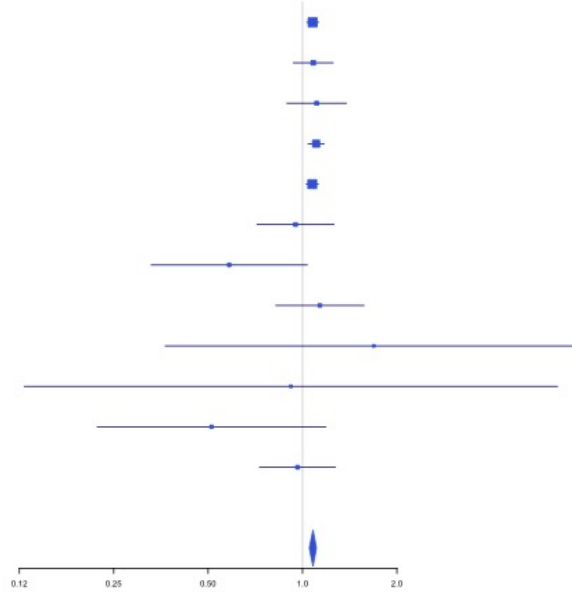
Supplementary Figure 2.1 – rs12121476 (chr1:9335327) in locus 1 (H6PD;SPSB1)

Study	Cases	Controls	OR
INVENT-2019_EA	15572	115280	1.09
INVENT-2019_AA	799	14353	0.99
MVP_EA	18952	411746	1.04
MVP_AA	5521	103791	1.05
MVP_HIS	1188	45634	1.13
FinnGen_EA	9176	209616	1.01
EGP_EA	4122	181553	1.03
UKB_EA	18385	91834	1.04
MGB_AA	225	1481	0.94
MGB_EA	2967	27957	1.02
MGB_HIS	100	1352	0.8
UPenn_EA	380	6210	0.99
UPenn_AA	203	1719	0.91
FARIVE_EA	545	532	1.11
BioME_EA	200	8007	0.92
BioME_AA	382	6074	1.1
BioME_HIS	397	8992	1.09
RETROVE_EA	400	400	1.07
GAIT2_EA	85	850	0.8
BBJ_EAS	507	178366	1.02
MESA_EA	94	2341	0.84
MESA_AA	72	1511	1.01
MESA_HIS	35	1389	1.57
Overall	80307	1420988	1.04



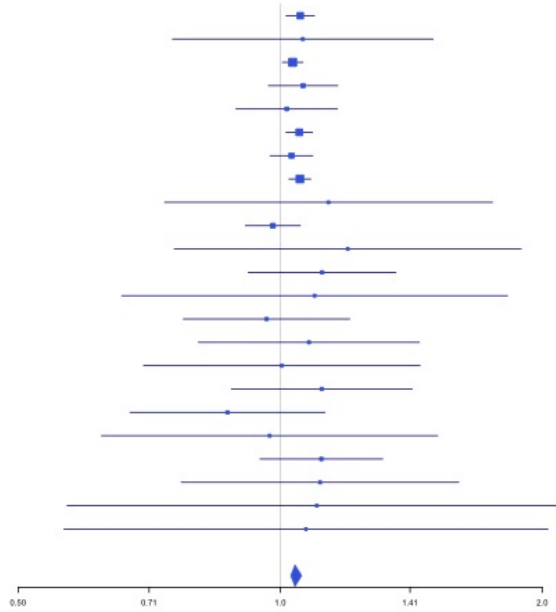
Supplementary Figure 2.2 – rs551176418 (chr1:27107263) in locus 2 (ARID1A)

Study	Cases	Controls	OR
MVP_EA	18952	411746	1.08
MVP_AA	5521	103791	1.08
MVP_HIS	1188	45634	1.11
FinnGen_EA	9176	209616	1.1
UKB_EA	18385	91834	1.07
UPenn_EA	380	6210	0.95
UPenn_AA	203	1719	0.58
FARIVE_EA	545	532	1.14
BioME_AA	382	6074	1.69
BioME_HIS	397	8992	0.92
BBJ_EAS	507	178366	0.51
MARTHA12_EA	893	3414	0.96
Overall	56529	1067928	1.08



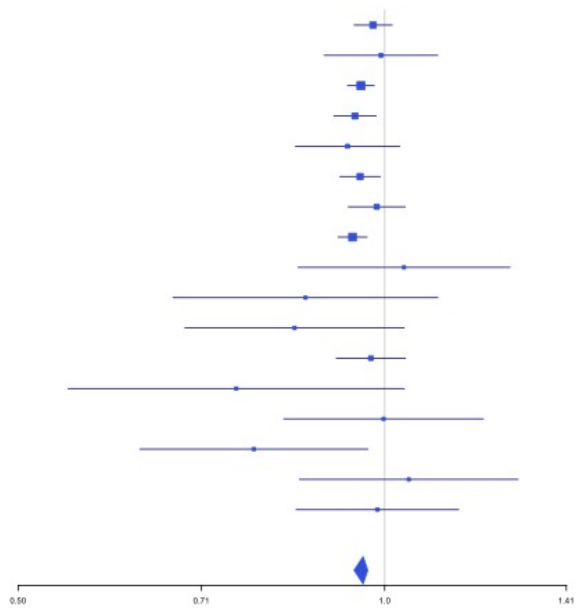
Supplementary Figure 2.3 – rs6695572 (chr1:77945635) in locus 3 (AK5)

Study	Cases	Controls	OR
INVENT-2019_EA	15572	115280	1.05
INVENT-2019_AA	799	14353	1.06
MVP_EA	18952	411746	1.03
MVP_AA	5521	103791	1.06
MVP_HIS	1188	45634	1.02
FinnGen_EA	9176	209616	1.05
EGP_EA	4122	181553	1.03
UKB_EA	18385	91834	1.05
MGB_AA	225	1481	1.14
MGB_EA	2967	27957	0.98
MGB_HIS	100	1352	1.2
UPenn_EA	380	6210	1.12
UPenn_AA	203	1719	1.1
FARIVE_EA	545	532	0.96
BioME_EA	200	8007	1.08
BioME_AA	382	6074	1
BioME_HIS	397	8992	1.12
RETROVE_EA	400	400	0.87
GAIT2_EA	85	850	0.97
BBJ_EAS	507	178366	1.12
MESA_EA	94	2341	1.11
MESA_AA	72	1511	1.1
MESA_HIS	35	1389	1.07
Overall	80307	1420988	1.04



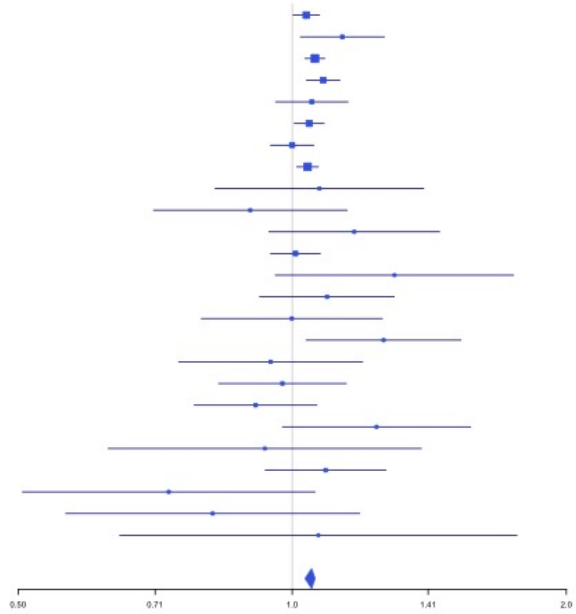
Supplementary Figure 2.4 – rs3832016 (chr1:109818158) in locus 4 (CELSR2)

Study	Cases	Controls	OR
INVENT-2019_EA	15572	115280	0.98
INVENT-2019_AA	799	14353	0.99
MVP_EA	18952	411746	0.96
MVP_AA	5521	103791	0.95
MVP_HIS	1188	45634	0.93
FinnGen_EA	9176	209616	0.95
EGP_EA	4122	181553	0.99
UKB_EA	18385	91834	0.94
UKB_AA	280	1046	1.04
UKB_SAS	189	1269	0.86
MGB_AA	225	1481	0.84
MGB_EA	2967	27957	0.97
MGB_HIS	100	1352	0.76
UPenn_EA	380	6210	1
UPenn_AA	203	1719	0.78
FARIVE_EA	545	532	1.05
MARTHA12_EA	893	3414	0.99
Overall	79497	1218787	0.96



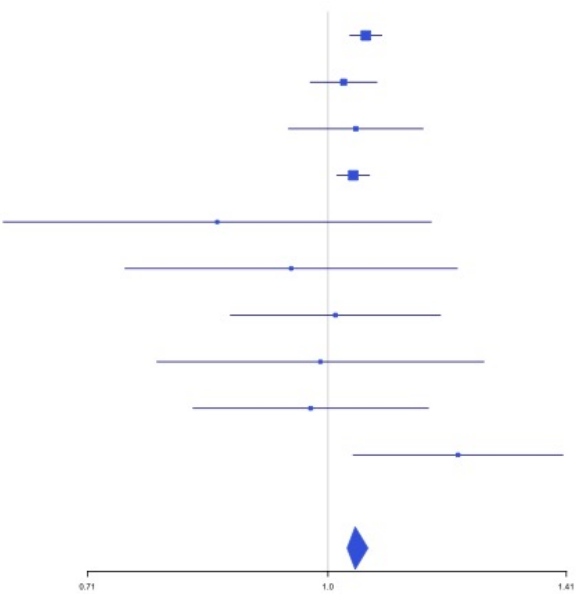
Supplementary Figure 2.5 – rs3767812 (chr1:118155620) in locus 5 (TENT5C)

Study	Cases	Controls	OR
INVENT-2019_EA	15572	115280	1.04
INVENT-2019_AA	799	14353	1.14
MVP_EA	18952	411746	1.06
MVP_AA	5521	103791	1.08
MVP_HIS	1188	45634	1.05
FinnGen_EA	9176	209616	1.04
EGP_EA	4122	181553	1
UKB_EA	18385	91834	1.04
UKB_AA	280	1046	1.07
UKB_SAS	189	1269	0.9
MGB_AA	225	1481	1.17
MGB_EA	2967	27957	1.01
MGB_HIS	100	1352	1.29
UPenn_EA	380	6210	1.09
UPenn_AA	203	1719	1
FARIVE_EA	545	532	1.26
BioME_EA	200	8007	0.95
BioME_AA	382	6074	0.98
BioME_HIS	397	8992	0.91
RETROVE_EA	400	400	1.24
GAIT2_EA	85	850	0.93
BBJ_EAS	507	178366	1.09
MESA_EA	94	2341	0.73
MESA_AA	72	1511	0.82
MESA_HIS	35	1389	1.07
Overall	80776	1423303	1.05

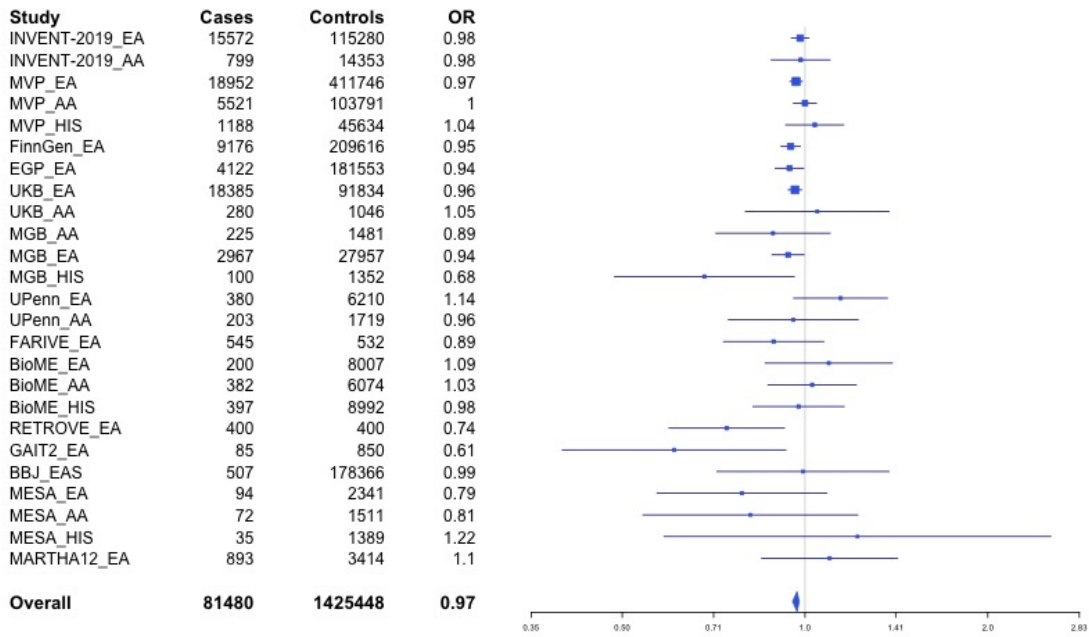


Supplementary Figure 2.6 – rs1267881263 (chr1:150496127) in locus 6 (FALEC;ADAMTSL4)

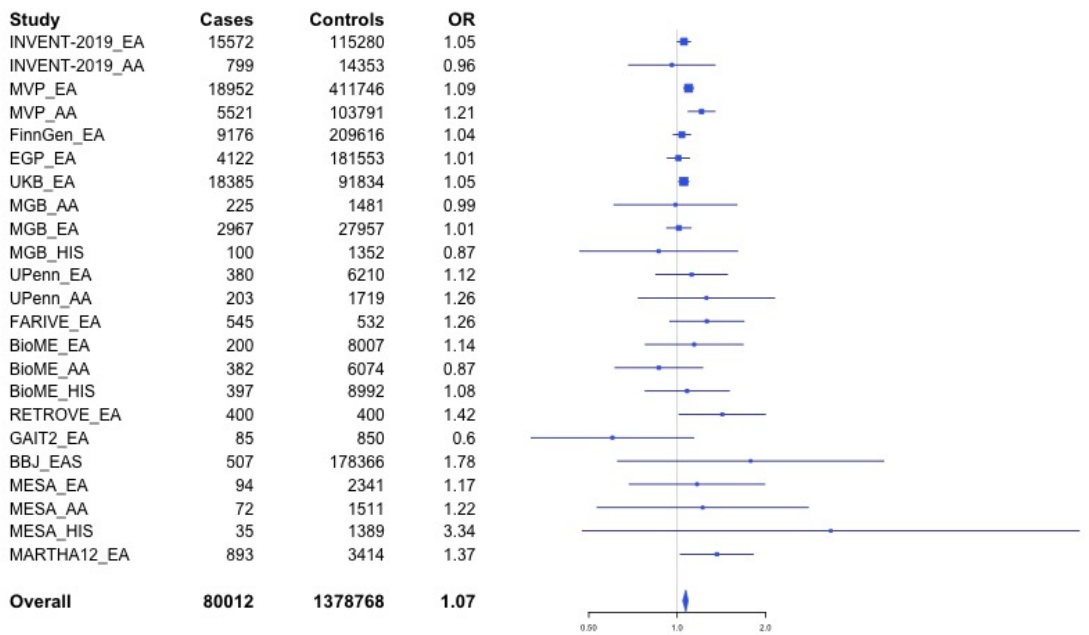
Study	Cases	Controls	OR
MVP_EA	18952	411746	1.06
MVP_AA	5521	103791	1.02
MVP_HIS	1188	45634	1.04
UKB_EA	18385	91834	1.04
UKB_AA	280	1046	0.85
UKB_SAS	189	1269	0.95
UPenn_EA	380	6210	1.01
UPenn_AA	203	1719	0.99
FARIVE_EA	545	532	0.98
MARTHA12_EA	893	3414	1.21
Overall	46536	667195	1.04



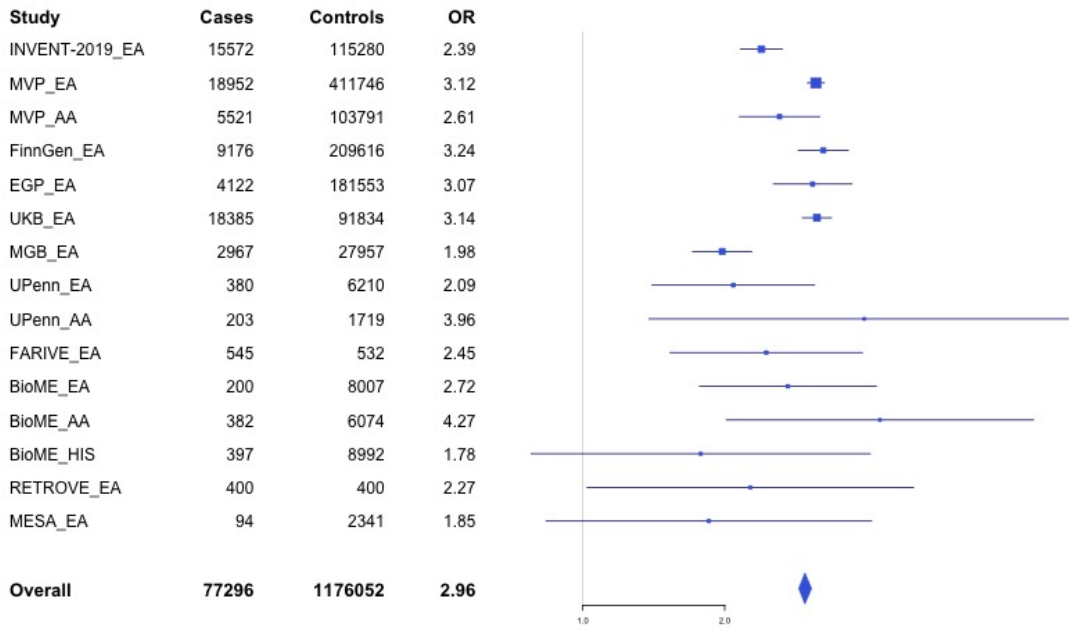
Supplementary Figure 2.7 – rs905938 (chr1:154991389) in locus 7 (DCST2)



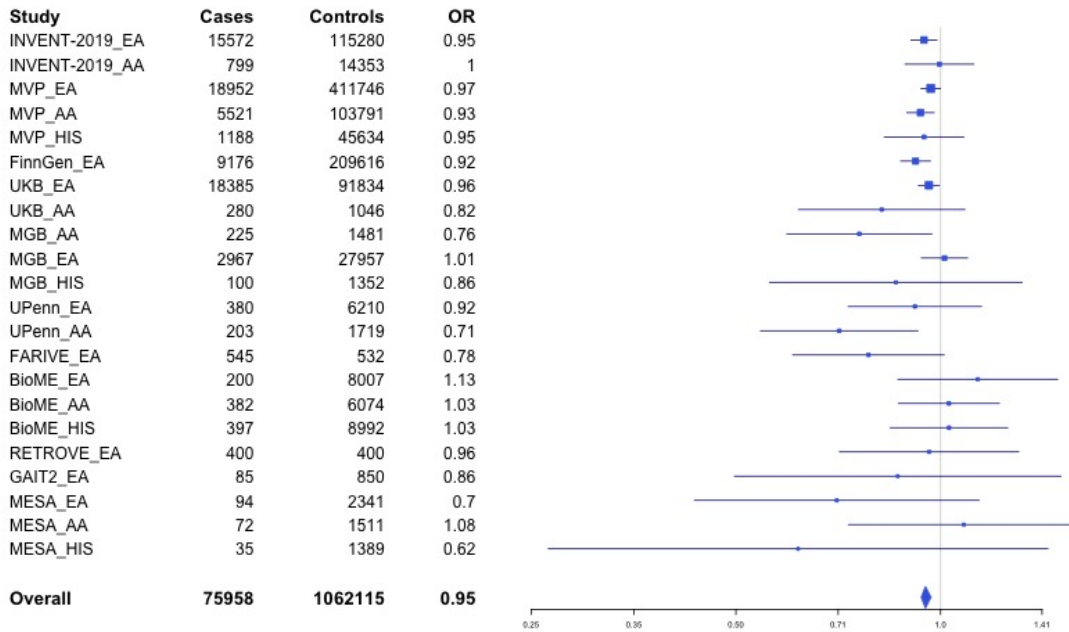
Supplementary Figure 2.8 – rs3557 (chr1:161188893) in locus 8 (FCER1G)



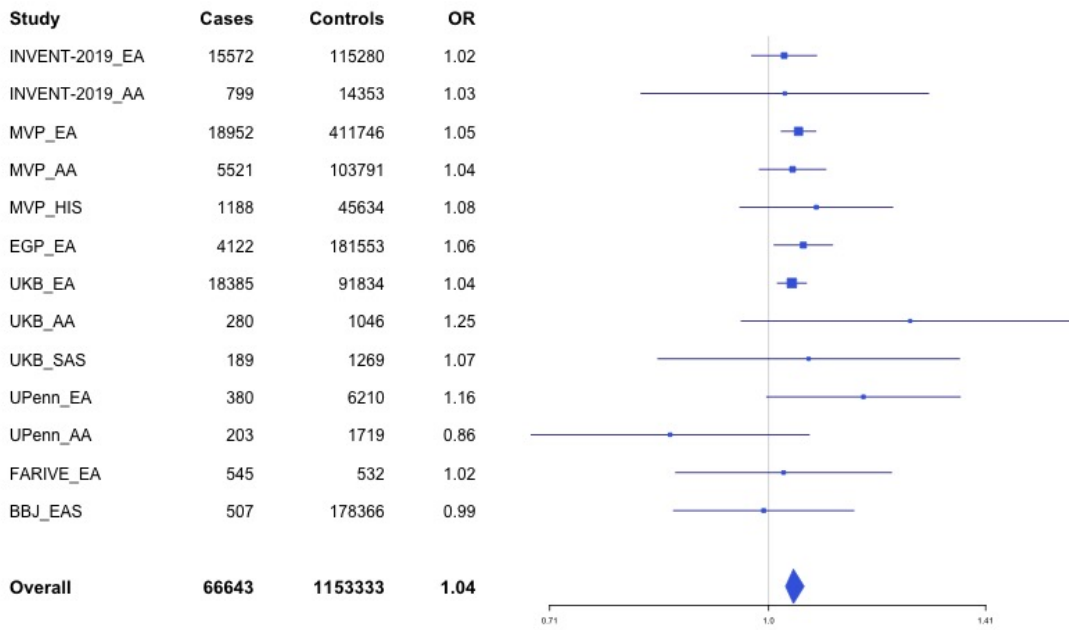
Supplementary Figure 2.9 – rs6025 (chr1:169519049) in locus 9 (F5)



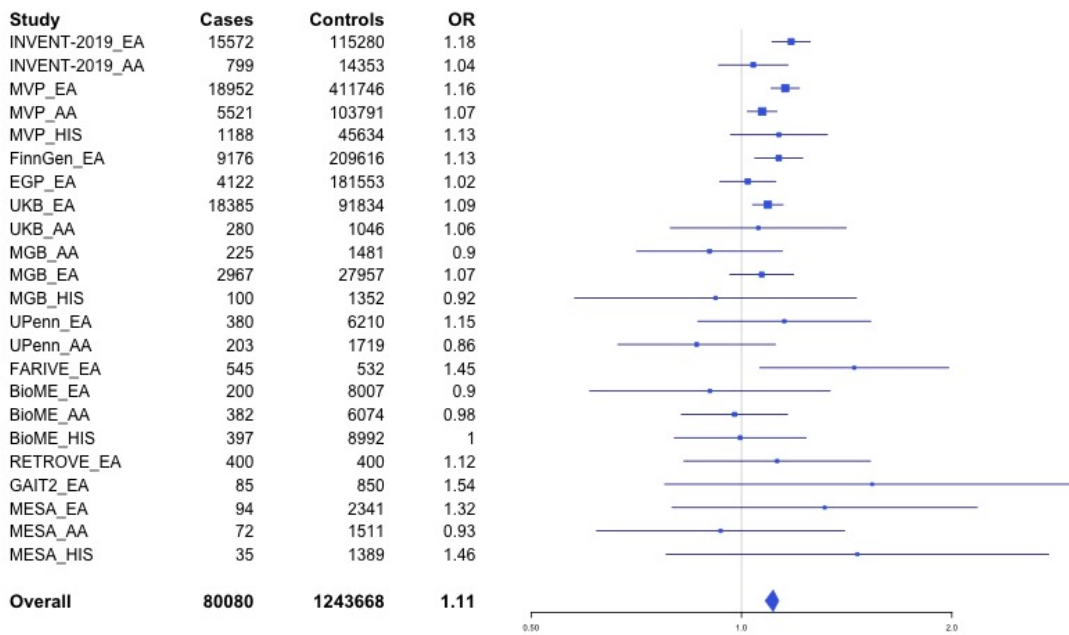
Supplementary Figure 2.10 – rs6695940 (chr1:173882980) in locus 10 (SERPINC1)



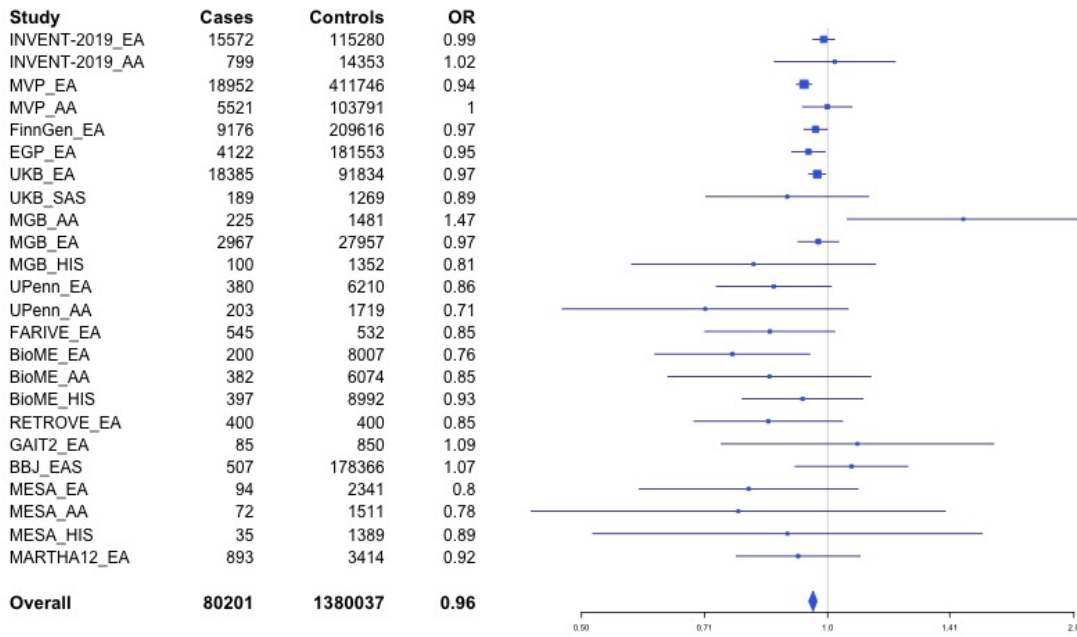
Supplementary Figure 2.11 – rs143410348 (chr1:196809316) in locus 12 (CFHR1;CFHR4)



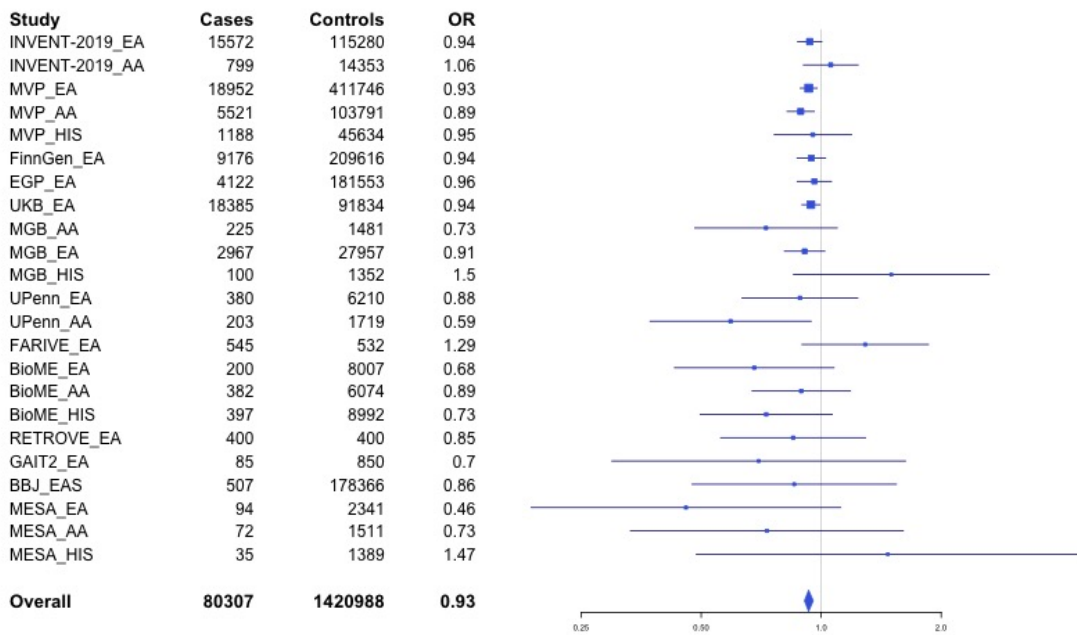
Supplementary Figure 2.12 – rs2842700 (chr1:207282149) in locus 13 (C4BPA)



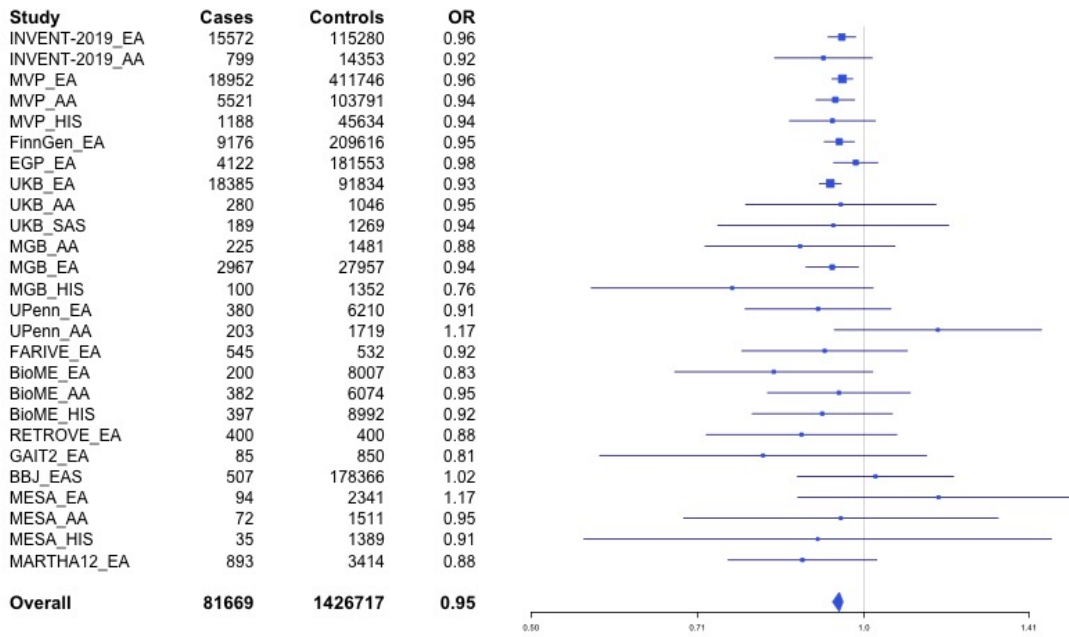
Supplementary Figure 2.13 – rs3811444 (chr1:248039451) in locus 14 (TRIM58)



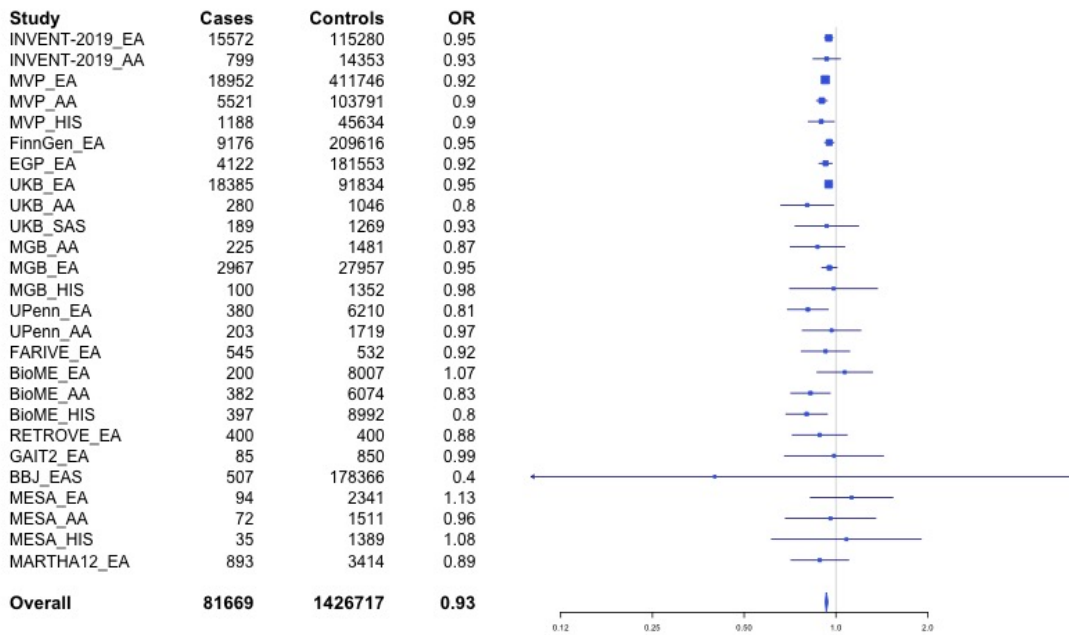
Supplementary Figure 2.14 – rs78475244 (chr2:65086804) in locus 16 (LINC01800)



Supplementary Figure 2.15 – rs1867312 (chr2:68619981) in locus 17 (PLEK)



Supplementary Figure 2.16 – rs1518760 (chr2:128140500) in locus 18 (MAP3K2)



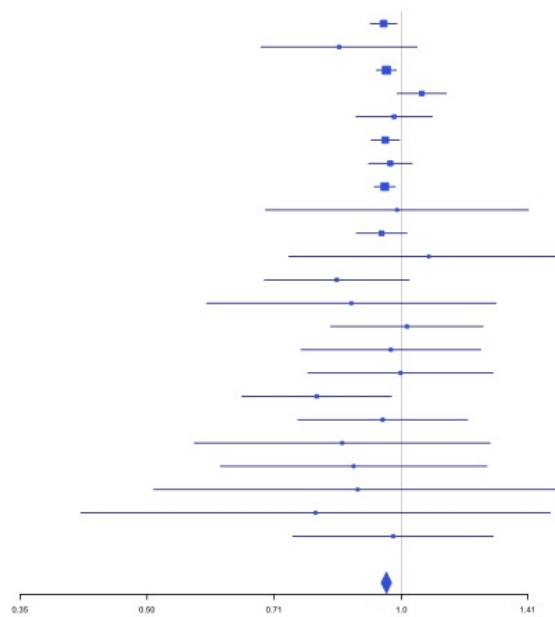
Supplementary Figure 2.17 – rs1912849 (chr2:188310118) in locus 19 (CALCRL)

Study	Cases	Controls	OR
INVENT-2019_EA	15572	115280	1.03
INVENT-2019_AA	799	14353	1.01
MVP_EA	18952	411746	1.05
MVP_AA	5521	103791	1.05
MVP_HIS	1188	45634	1.02
FinnGen_EA	9176	209616	1.02
EGP_EA	4122	181553	1.04
UKB_EA	18385	91834	1.03
UKB_AA	280	1046	0.96
UKB_SAS	189	1269	1.18
MGB_AA	225	1481	1.29
MGB_EA	2967	27957	1.04
MGB_HIS	100	1352	1.2
UPenn_EA	380	6210	1.04
UPenn_AA	203	1719	1.12
FARIVE_EA	545	532	1.01
BioME_EA	200	8007	1.12
BioME_AA	382	6074	1.14
BioME_HIS	397	8992	1.1
RETROVE_EA	400	400	1.19
GAIT2_EA	85	850	1.18
BBJ_EAS	507	178366	1.05
MESA_EA	94	2341	1.19
MESA_AA	72	1511	1.05
MESA_HIS	35	1389	0.77
MARTHA12_EA	893	3414	1.08
Overall	81669	1426717	1.04

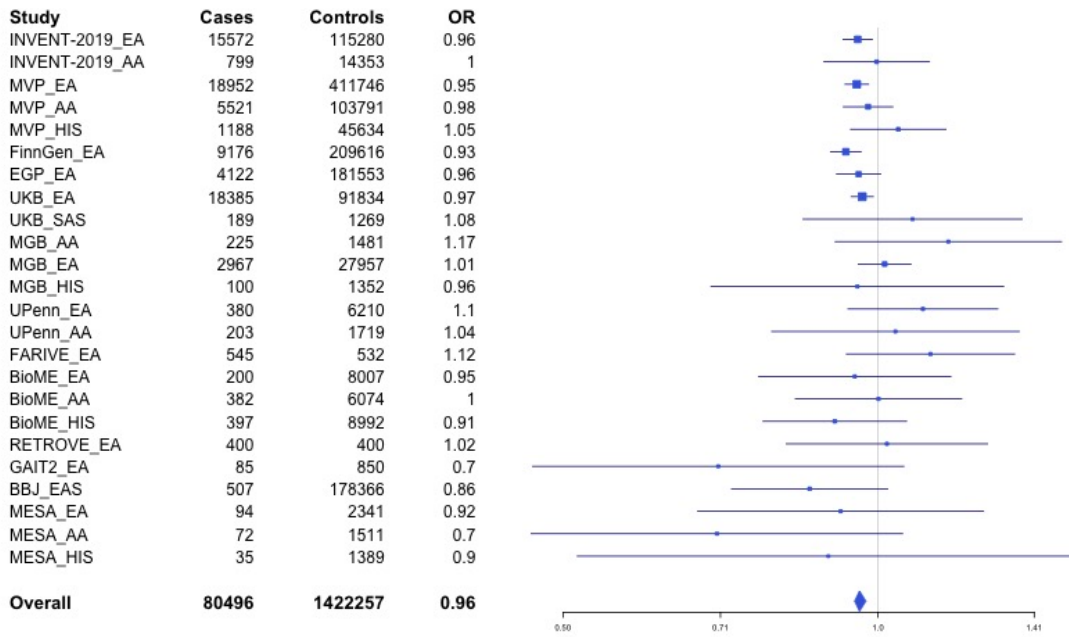


Supplementary Figure 2.18 – rs78872368 (chr2:198545250) in locus 20 (RFTN2;MARS2)

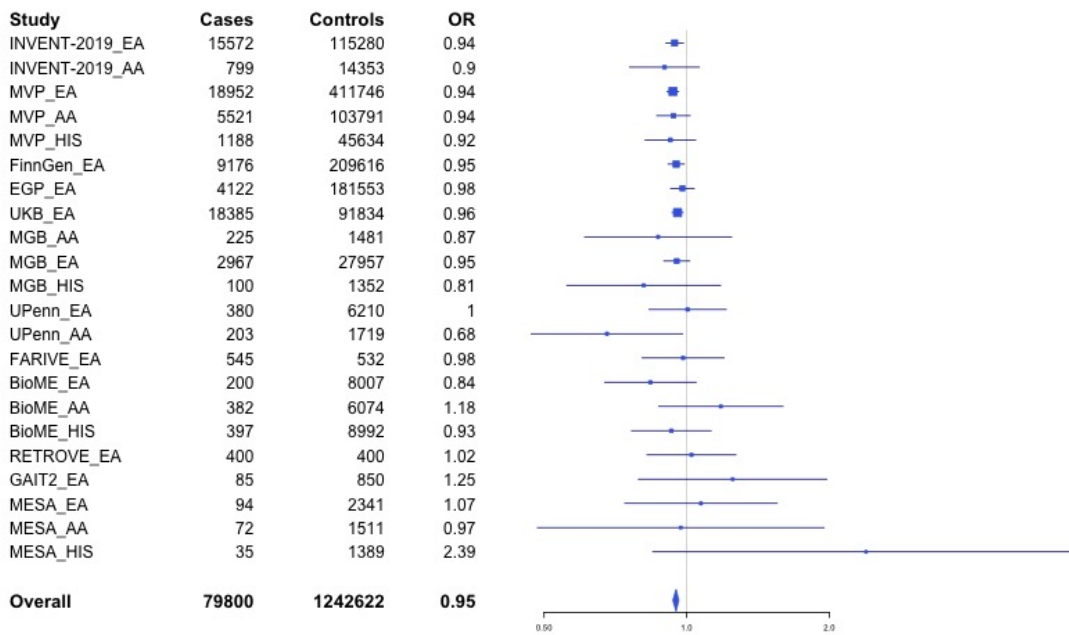
Study	Cases	Controls	OR
INVENT-2019_EA	15572	115280	0.95
INVENT-2019_AA	799	14353	0.84
MVP_EA	18952	411746	0.96
MVP_AA	5521	103791	1.06
MVP_HIS	1188	45634	0.98
FinnGen_EA	9176	209616	0.96
EGP_EA	4122	181553	0.97
UKB_EA	18385	91834	0.96
MGB_AA	225	1481	0.99
MGB_EA	2967	27957	0.95
MGB_HIS	100	1352	1.08
UPenn_EA	380	6210	0.84
UPenn_AA	203	1719	0.87
FARIVE_EA	545	532	1.01
BioME_EA	200	8007	0.97
BioME_AA	382	6074	1
BioME_HIS	397	8992	0.79
RETROVE_EA	400	400	0.95
GAIT2_EA	85	850	0.85
MESA_EA	94	2341	0.88
MESA_AA	72	1511	0.89
MESA_HIS	35	1389	0.79
MARTHA12_EA	893	3414	0.98
Overall	80693	1246036	0.96



Supplementary Figure 2.19 – rs715 (chr2:211543055) in locus 21 (CPS1)

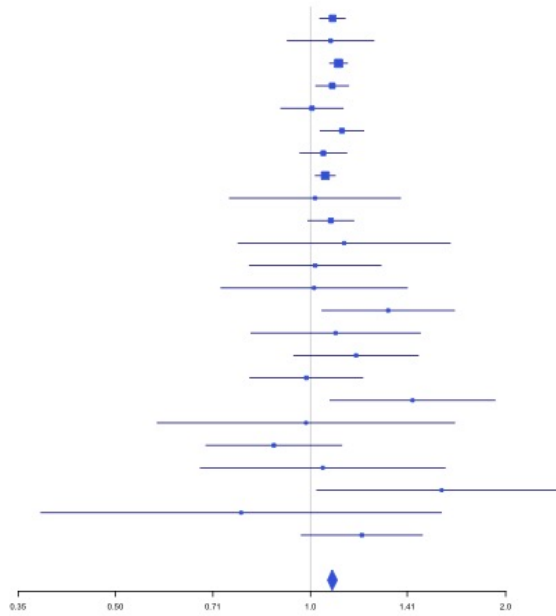


Supplementary Figure 2.20 – rs68066031 (chr2:224880498) in locus 22 (SERPINE2)



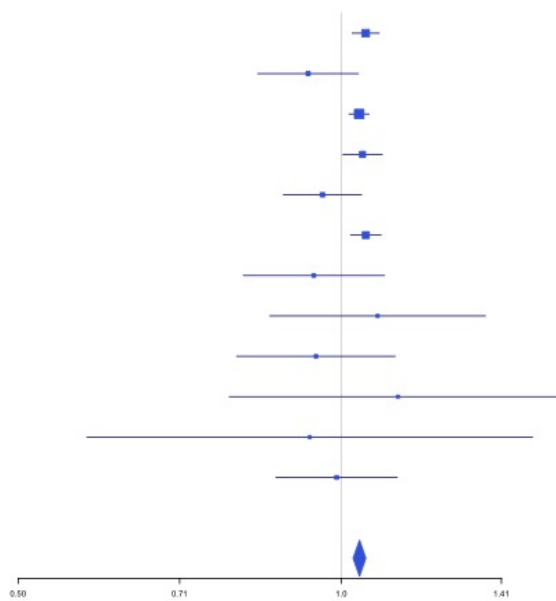
Supplementary Figure 2.21 – rs13084580 (chr3:39188182) in locus 24 (CSRNP1)

Study	Cases	Controls	OR
INVENT-2019_EA	15572	115280	1.08
INVENT-2019_AA	799	14353	1.07
MVP_EA	18952	411746	1.1
MVP_AA	5521	103791	1.08
MVP_HIS	1188	45634	1.01
FinnGen_EA	9176	209616	1.12
EGP_EA	4122	181553	1.05
UKB_EA	18385	91834	1.05
MGB_AA	225	1481	1.02
MGB_EA	2967	27957	1.07
MGB_HIS	100	1352	1.13
UPenn_EA	380	6210	1.02
UPenn_AA	203	1719	1.01
FARIVE_EA	545	532	1.32
BioME_EA	200	8007	1.09
BioME_AA	382	6074	1.18
BioME_HIS	397	8992	0.99
RETROVE_EA	400	400	1.44
GAIT2_EA	85	850	0.98
BBJ_EAS	507	178366	0.88
MESA_EA	94	2341	1.04
MESA_AA	72	1511	1.59
MESA_HIS	35	1389	0.78
MARTHA12_EA	893	3414	1.2
Overall	81200	1424402	1.08

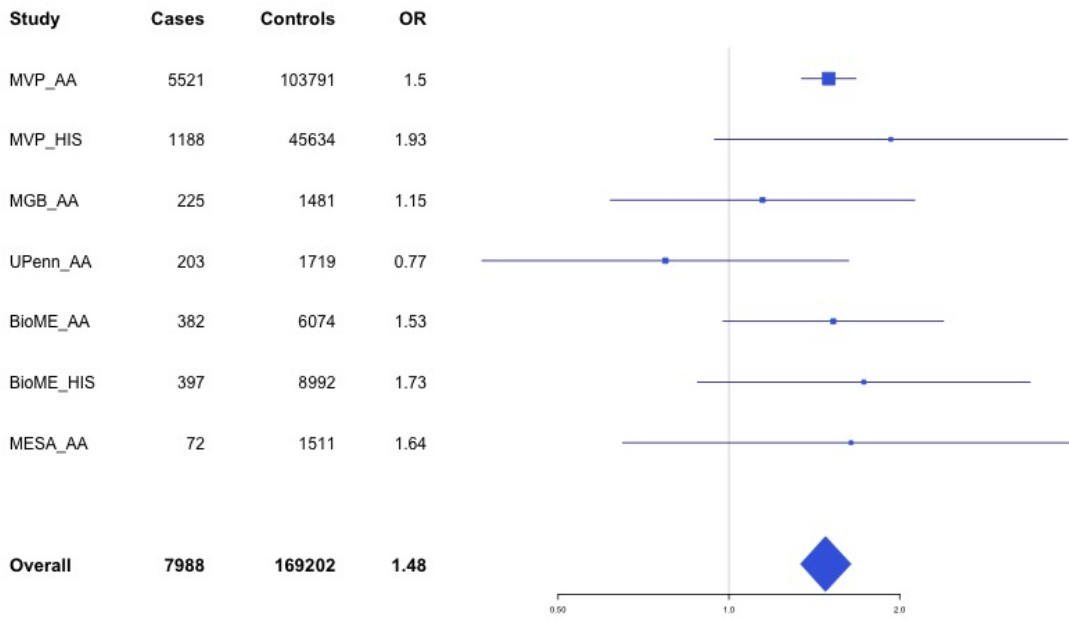


Supplementary Figure 2.22 – rs11130326 (chr3:52771920) in locus 25 (NEK4)

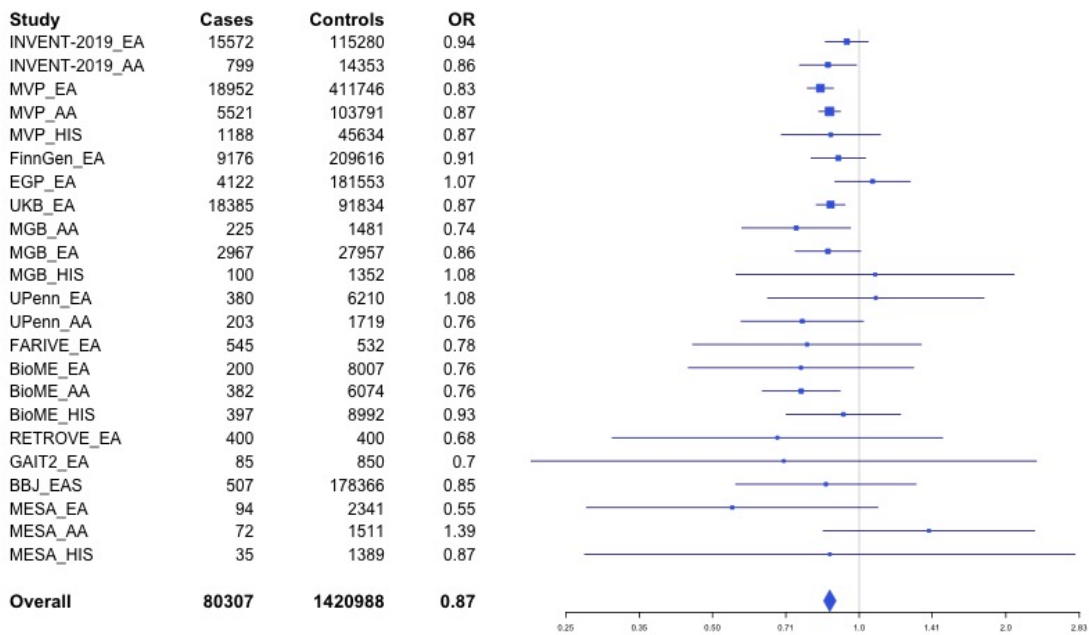
Study	Cases	Controls	OR
INVENT-2019_EA	15572	115280	1.05
INVENT-2019_AA	799	14353	0.93
MVP_EA	18952	411746	1.04
MVP_AA	5521	103791	1.05
MVP_HIS	1188	45634	0.96
FinnGen_EA	9176	209616	1.05
UPenn_EA	380	6210	0.94
UPenn_AA	203	1719	1.08
FARIVE_EA	545	532	0.95
MESA_AA	72	1511	1.13
MESA_HIS	35	1389	0.93
MARTHA12_EA	893	3414	0.99
Overall	53336	915195	1.04



Supplementary Figure 2.23 – rs529326506 (chr3:90503764) in locus 26 (EPHA3;NONE)

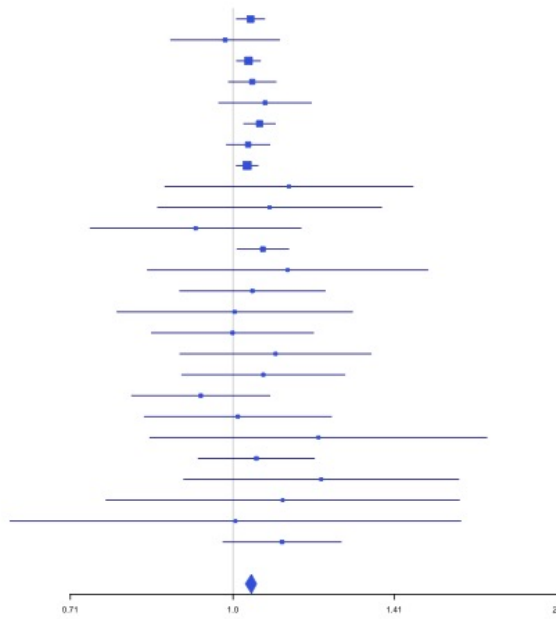


Supplementary Figure 2.24 – rs28479320 (chr3:93752529) in locus 27 (ARL13B)



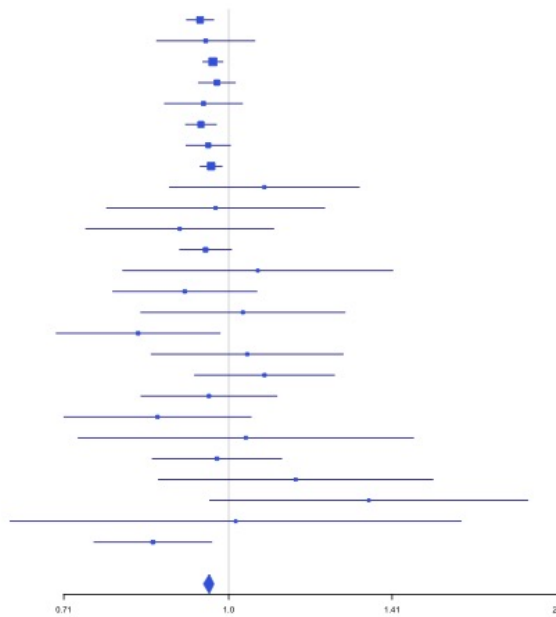
Supplementary Figure 2.25 – rs900399 (chr3:156798732) in locus 30 (LINC02029;LINC00880)

Study	Cases	Controls	OR
INVENT-2019_EA	15572	115280	1.04
INVENT-2019_AA	799	14353	0.98
MVP_EA	18952	411746	1.03
MVP_AA	5521	103791	1.04
MVP_HIS	1188	45634	1.07
FinnGen_EA	9176	209616	1.06
EGP_EA	4122	181553	1.03
UKB_EA	18385	91834	1.03
UKB_AA	280	1046	1.13
UKB_SAS	189	1269	1.08
MGB_AA	225	1481	0.92
MGB_EA	2967	27957	1.07
MGB_HIS	100	1352	1.12
UPenn_EA	380	6210	1.04
UPenn_AA	203	1719	1
FARIVE_EA	545	532	1
BioME_EA	200	8007	1.09
BioME_AA	382	6074	1.07
BioME_HIS	397	8992	0.93
RETROVE_EA	400	400	1.01
GAIT2_EA	85	850	1.2
BBJ_EAS	507	178366	1.05
MESA_EA	94	2341	1.21
MESA_AA	72	1511	1.11
MESA_HIS	35	1389	1.01
MARTHA12_EA	893	3414	1.11
Overall	81669	1426717	1.04

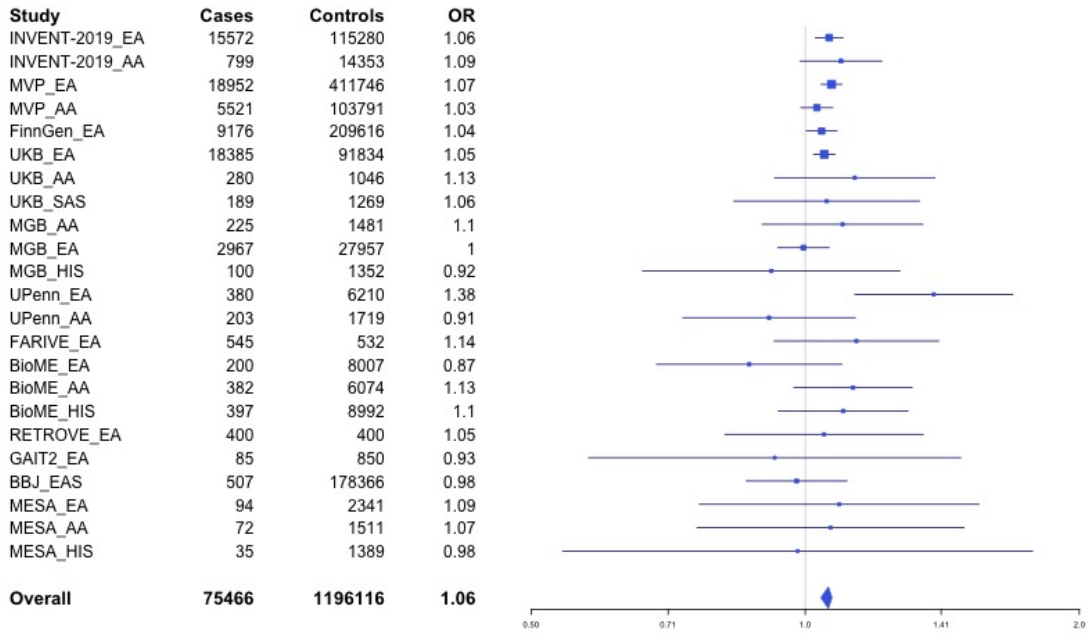


Supplementary Figure 2.26 – rs710446 (chr3:186459927) in locus 32 (KNG1)

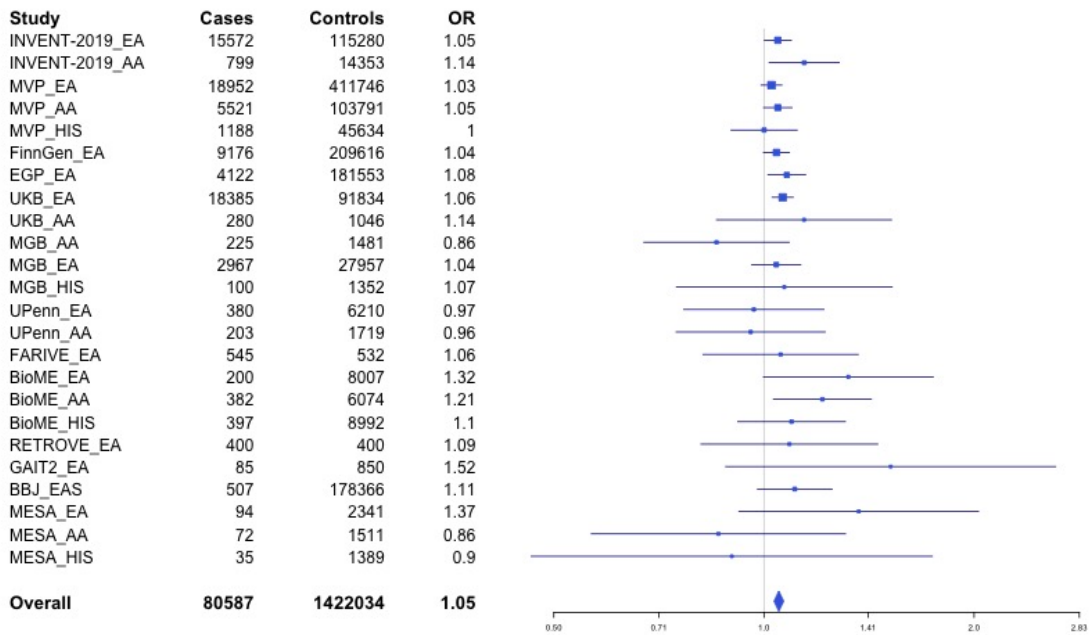
Study	Cases	Controls	OR
INVENT-2019_EA	15572	115280	0.94
INVENT-2019_AA	799	14353	0.95
MVP_EA	18952	411746	0.97
MVP_AA	5521	103791	0.98
MVP_HIS	1188	45634	0.95
FinnGen_EA	9176	209616	0.94
EGP_EA	4122	181553	0.96
UKB_EA	18385	91834	0.96
UKB_AA	280	1046	1.08
UKB_SAS	189	1269	0.97
MGB_AA	225	1481	0.9
MGB_EA	2967	27957	0.95
MGB_HIS	100	1352	1.06
UPenn_EA	380	6210	0.91
UPenn_AA	203	1719	1.03
FARIVE_EA	545	532	0.83
BioME_EA	200	8007	1.04
BioME_AA	382	6074	1.08
BioME_HIS	397	8992	0.96
RETROVE_EA	400	400	0.86
GAIT2_EA	85	850	1.04
BBJ_EAS	507	178366	0.98
MESA_EA	94	2341	1.15
MESA_AA	72	1511	1.34
MESA_HIS	35	1389	1.01
MARTHA12_EA	893	3414	0.85
Overall	81669	1426717	0.96



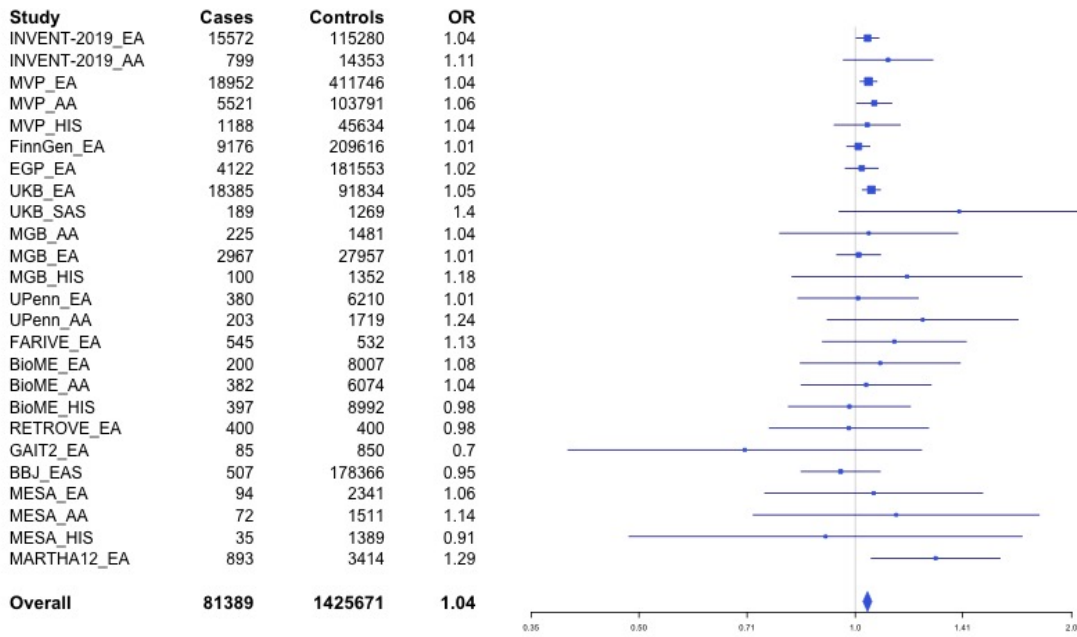
Supplementary Figure 2.27 – rs3796159 (chr3:194790434) in locus 33 (XXYL1)



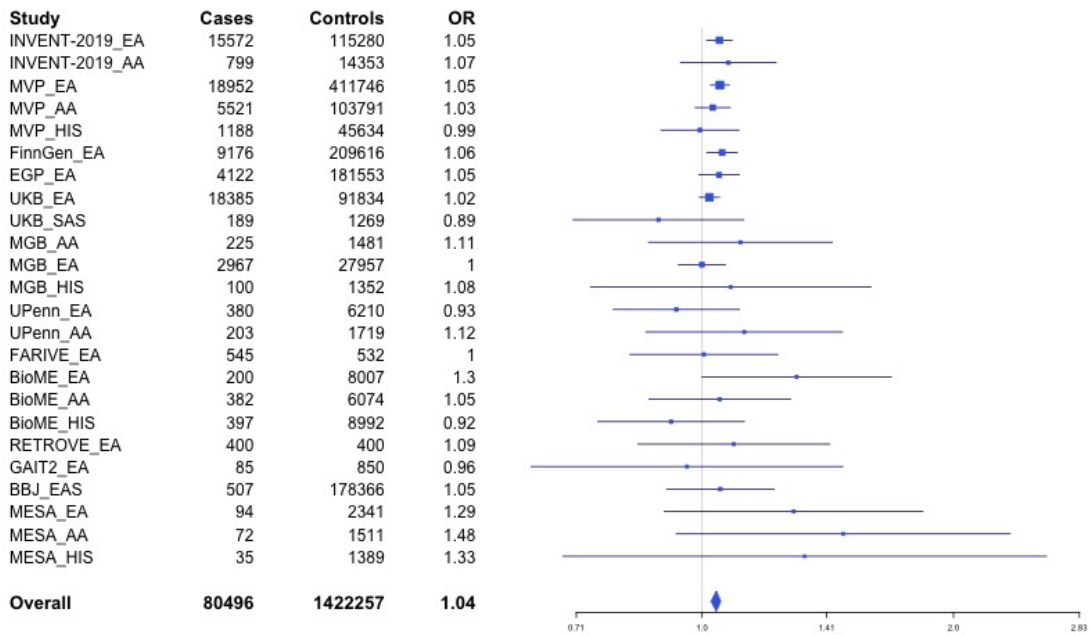
Supplementary Figure 2.28 – rs9654093 (chr4:7903763) in locus 34 (AFAP1)



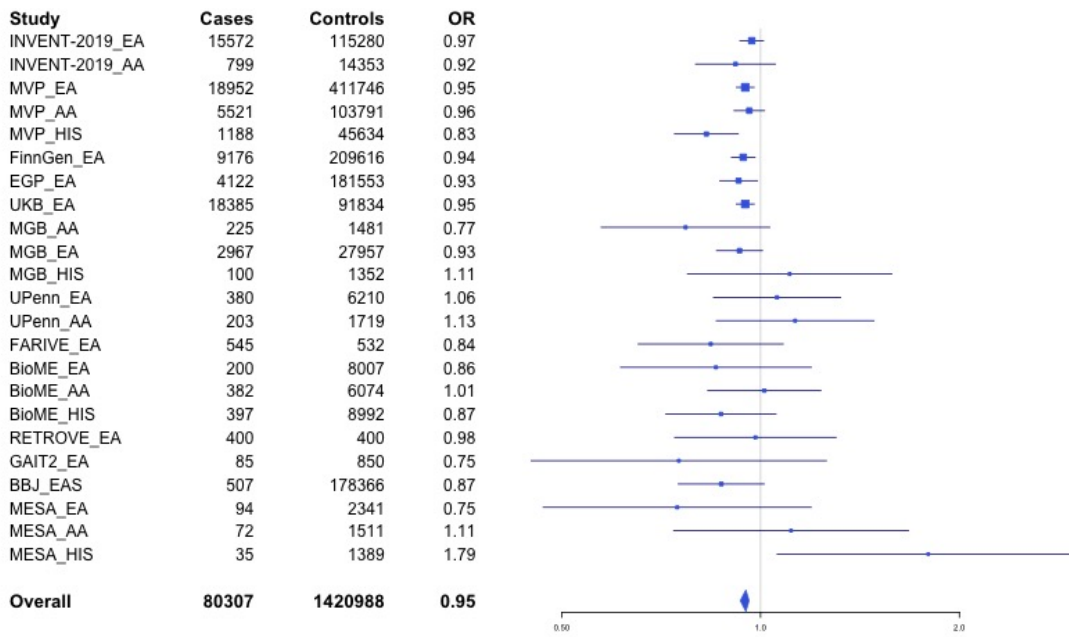
Supplementary Figure 2.29 – rs781656 (chr4:57778645) in locus 35 (REST)



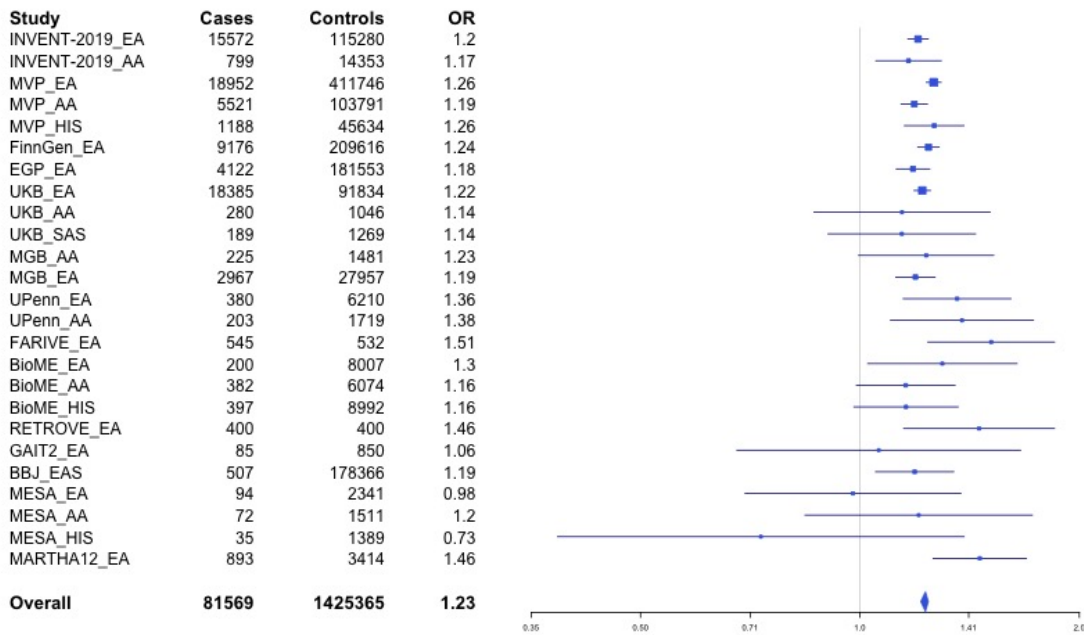
Supplementary Figure 2.30 – rs6826579 (chr4:83785031) in locus 36 (SEC31A)



Supplementary Figure 2.31 – rs2014912 (chr4:86715670) in locus 37 (ARHGAP24)

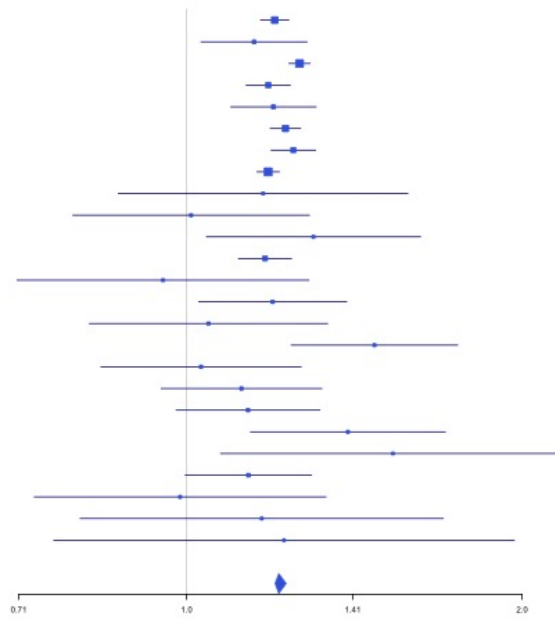


Supplementary Figure 2.32 – rs2066864 (chr4:155525695) in locus 39 (FGG)



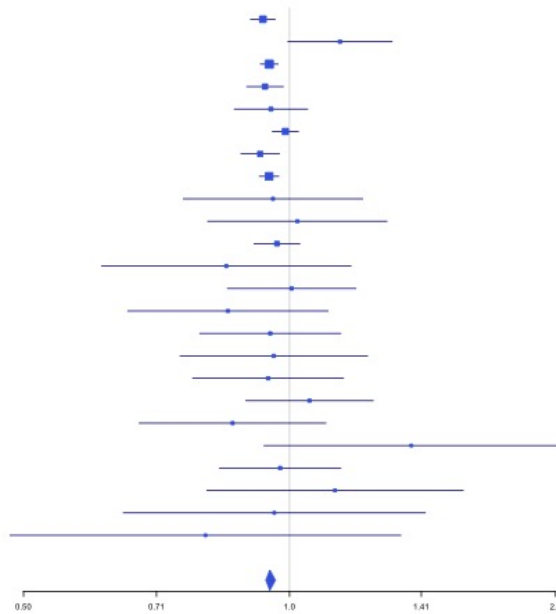
Supplementary Figure 2.33 – rs3756011 (chr4:187206249) in locus 40 (F11)

Study	Cases	Controls	OR
INVENT-2019_EA	15572	115280	1.2
INVENT-2019_AA	799	14353	1.15
MVP_EA	18952	411746	1.26
MVP_AA	5521	103791	1.18
MVP_HIS	1188	45634	1.2
FinnGen_EA	9176	209616	1.23
EGP_EA	4122	181553	1.25
UKB_EA	18385	91834	1.18
UKB_AA	280	1046	1.17
UKB_SAS	189	1269	1.01
MGB_AA	225	1481	1.3
MGB_EA	2967	27957	1.18
MGB_HIS	100	1352	0.95
UPenn_EA	380	6210	1.19
UPenn_AA	203	1719	1.05
FARIVE_EA	545	532	1.47
BioME_EA	200	8007	1.03
BioME_AA	382	6074	1.12
BioME_HIS	397	8992	1.14
RETROVE_EA	400	400	1.4
GAIT2_EA	85	850	1.53
BBJ_EAS	507	178366	1.14
MESA_EA	94	2341	0.99
MESA_AA	72	1511	1.17
MESA_HIS	35	1389	1.22
Overall	80776	1423303	1.21



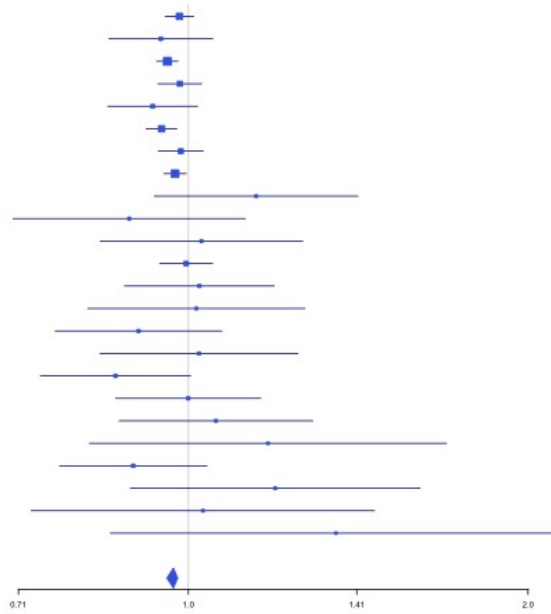
Supplementary Figure 2.34 – rs16867574 (chr5:38708554) in locus 42 (OSMR-AS1)

Study	Cases	Controls	OR
INVENT-2019_EA	15572	115280	0.93
INVENT-2019_AA	799	14353	1.14
MVP_EA	18952	411746	0.95
MVP_AA	5521	103791	0.94
MVP_HIS	1188	45634	0.95
FinnGen_EA	9176	209616	0.99
EGP_EA	4122	181553	0.93
UKB_EA	18385	91834	0.95
UKB_SAS	189	1269	0.96
MGB_AA	225	1481	1.02
MGB_EA	2967	27957	0.97
MGB_HIS	100	1352	0.85
UPenn_EA	380	6210	1.01
UPenn_AA	203	1719	0.85
FARIVE_EA	545	532	0.95
BioME_EA	200	8007	0.96
BioME_AA	382	6074	0.95
BioME_HIS	397	8992	1.05
RETROVE_EA	400	400	0.86
GAIT2_EA	85	850	1.37
BBJ_EAS	507	178366	0.98
MESA_EA	94	2341	1.13
MESA_AA	72	1511	0.96
MESA_HIS	35	1389	0.8
Overall	80496	1422257	0.95



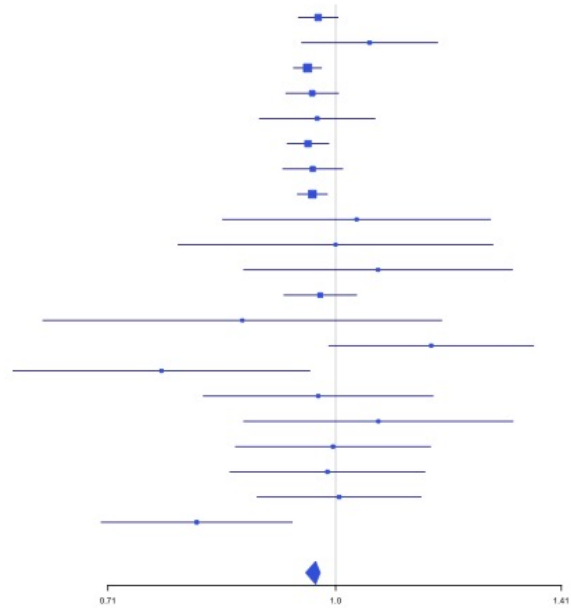
Supplementary Figure 2.35 – rs7730244 (chr5:72957088) in locus 43 (ARHGEF28)

Study	Cases	Controls	OR
INVENT-2019_EA	15572	115280	0.98
INVENT-2019_AA	799	14353	0.95
MVP_EA	18952	411746	0.96
MVP_AA	5521	103791	0.98
MVP_HIS	1188	45634	0.93
FinnGen_EA	9176	209616	0.95
EGP_EA	4122	181553	0.98
UKB_EA	18385	91834	0.97
UKB_AA	280	1046	1.15
UKB_SAS	189	1269	0.89
MGB_AA	225	1481	1.03
MGB_EA	2967	27957	1
UPenn_EA	380	6210	1.02
UPenn_AA	203	1719	1.02
FARIVE_EA	545	532	0.9
BioME_EA	200	8007	1.02
BioME_AA	382	6074	0.86
BioME_HIS	397	8992	1
RETROVE_EA	400	400	1.06
GAIT2_EA	85	850	1.18
BBJ_EAS	507	178366	0.89
MESA_EA	94	2341	1.19
MESA_AA	72	1511	1.03
MESA_HIS	35	1389	1.35
Overall	80676	1421951	0.97

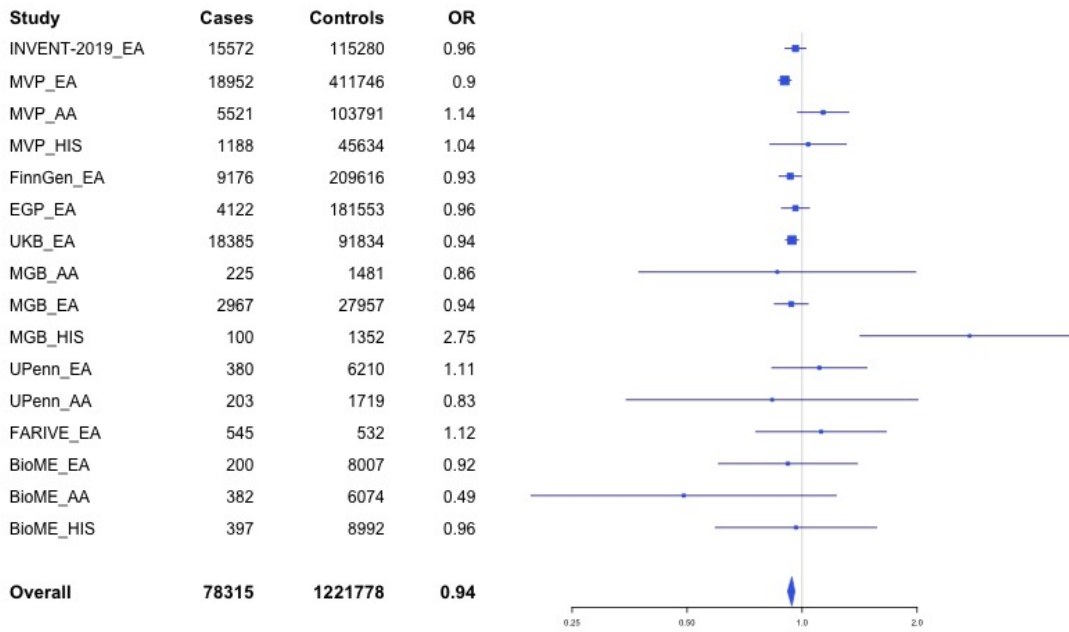


Supplementary Figure 2.36 – rs750465397 (chr5:96289036) in locus 44 (LNPEP)

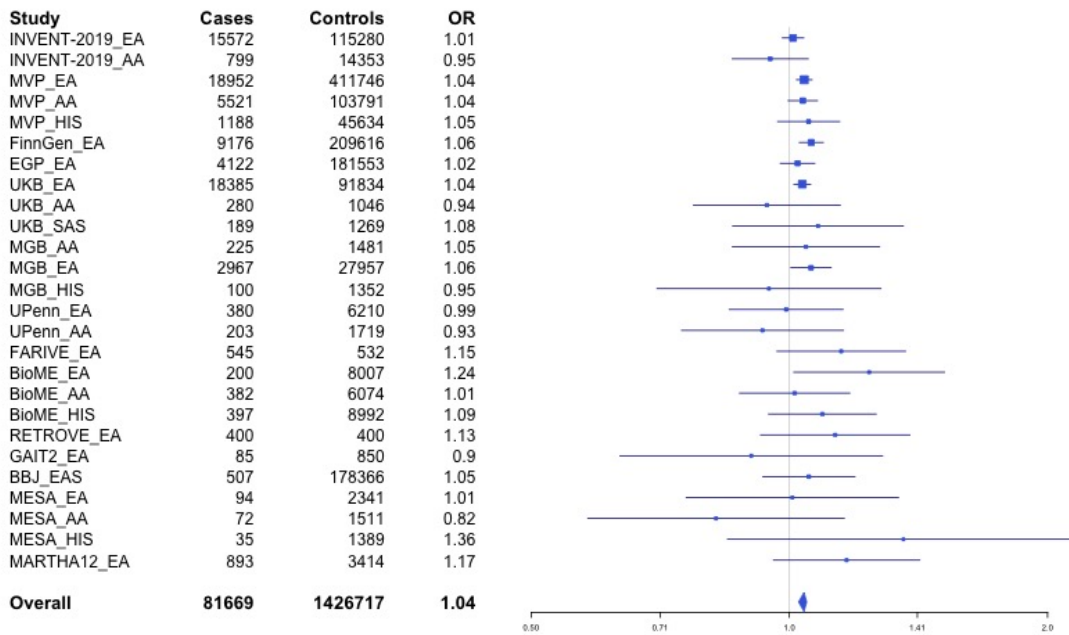
Study	Cases	Controls	OR
INVENT-2019_EA	15572	115280	0.97
INVENT-2019_AA	799	14353	1.05
MVP_EA	18952	411746	0.96
MVP_AA	5521	103791	0.96
MVP_HIS	1188	45634	0.97
FinnGen_EA	9176	209616	0.96
EGP_EA	4122	181553	0.97
UKB_EA	18385	91834	0.97
UKB_AA	280	1046	1.03
UKB_SAS	189	1269	1
MGB_AA	225	1481	1.07
MGB_EA	2967	27957	0.98
MGB_HIS	100	1352	0.87
UPenn_EA	380	6210	1.16
UPenn_AA	203	1719	0.77
FARIVE_EA	545	532	0.97
BioME_EA	200	8007	1.07
BioME_AA	382	6074	1
BioME_HIS	397	8992	0.99
BBJ_EAS	507	178366	1.01
MARTHA12_EA	893	3414	0.81
Overall	80983	1420226	0.97



Supplementary Figure 2.37 – rs147133967 (chr5:132426851) in locus 45 (HSPA4)

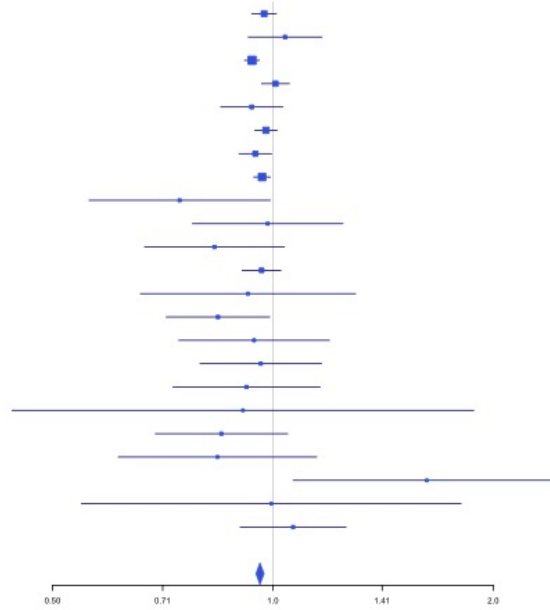


Supplementary Figure 2.38 – rs214059 (chr6:25536937) in locus 46 (CARMIL1)



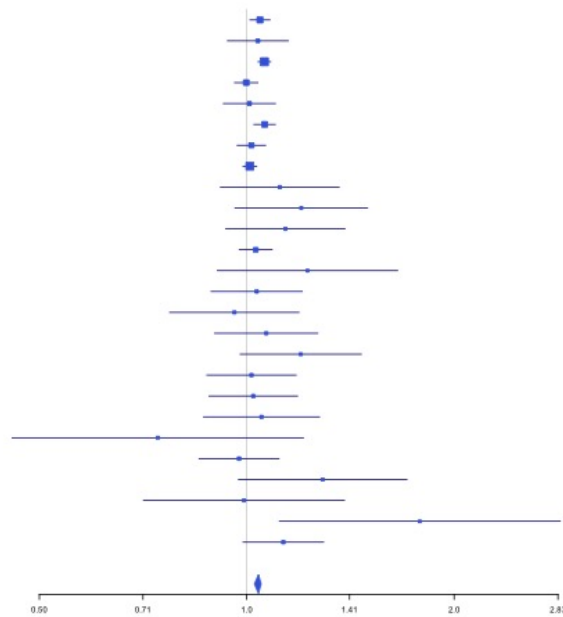
Supplementary Figure 2.39 – rs2394251 (chr6:29943688) in locus 47 (HCG9)

Study	Cases	Controls	OR
INVENT-2019_EA	15572	115280	0.97
INVENT-2019_AA	799	14353	1.04
MVP_EA	18952	411746	0.94
MVP_AA	5521	103791	1.01
MVP_HIS	1188	45634	0.94
FinnGen_EA	9176	209616	0.98
EGP_EA	4122	181553	0.95
UKB_EA	18385	91834	0.97
UKB_AA	280	1046	0.75
UKB_SAS	189	1269	0.98
MGB_AA	225	1481	0.83
MGB_EA	2967	27957	0.96
MGB_HIS	100	1352	0.92
UPenn_EA	380	6210	0.84
UPenn_AA	203	1719	0.94
FARIVE_EA	545	532	0.96
RETROVE_EA	400	400	0.92
GAIT2_EA	85	850	0.91
BBJ_EAS	507	178366	0.85
MESA_EA	94	2341	0.84
MESA_AA	72	1511	1.62
MESA_HIS	35	1389	0.99
MARTHA12_EA	893	3414	1.07
Overall	80690	1403644	0.96

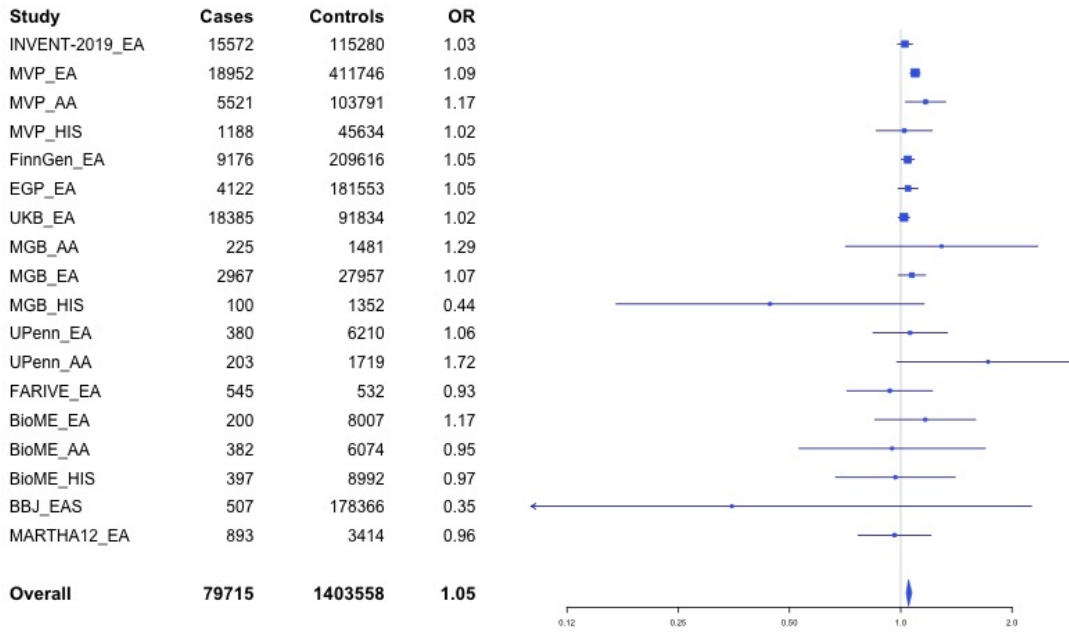


Supplementary Figure 2.40 – rs9268863 (chr6:32430289) in locus 48 (HLA-DRA ;HLA-DRB5)

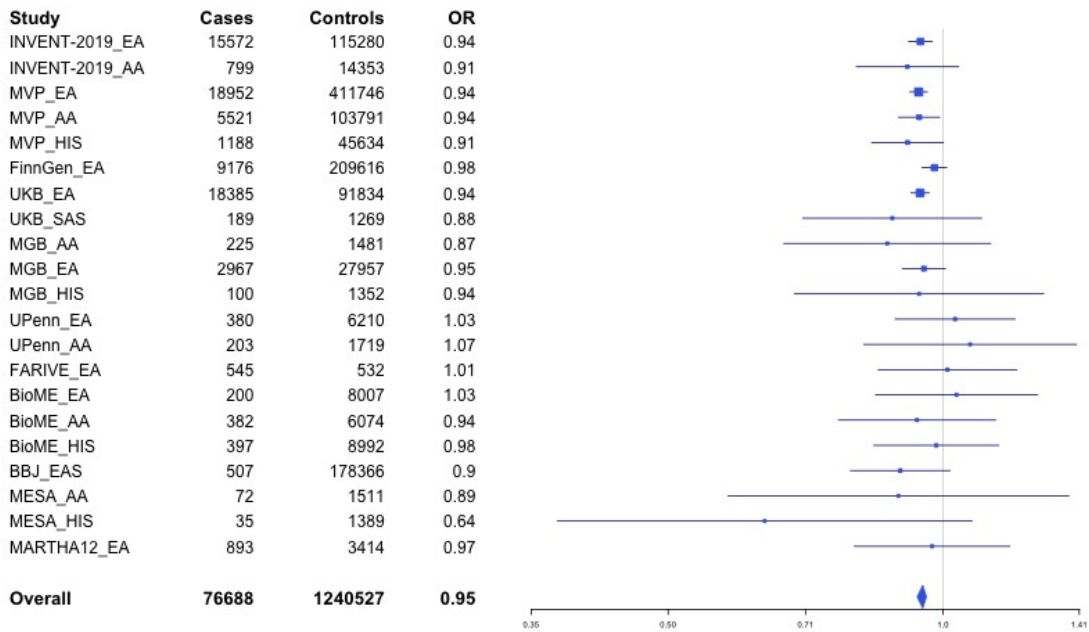
Study	Cases	Controls	OR
INVENT-2019_EA	15572	115280	1.05
INVENT-2019_AA	799	14353	1.04
MVP_EA	18952	411746	1.06
MVP_AA	5521	103791	1
MVP_HIS	1188	45634	1.01
FinnGen_EA	9176	209616	1.06
EGP_EA	4122	181553	1.02
UKB_EA	18385	91834	1.01
UKB_AA	280	1046	1.12
UKB_SAS	189	1269	1.2
MGB_AA	225	1481	1.14
MGB_EA	2967	27957	1.03
MGB_HIS	100	1352	1.23
UPenn_EA	380	6210	1.03
UPenn_AA	203	1719	0.96
FARIVE_EA	545	532	1.07
BioME_EA	200	8007	1.2
BioME_AA	382	6074	1.02
BioME_HIS	397	8992	1.02
RETROVE_EA	400	400	1.05
GAIT2_EA	85	850	0.74
BBJ_EAS	507	178366	0.97
MESA_EA	94	2341	1.29
MESA_AA	72	1511	0.99
MESA_HIS	35	1389	1.78
MARTHA12_EA	893	3414	1.13
Overall	81669	1426717	1.04



Supplementary Figure 2.41 – rs145294670 (chr6:34622561) in locus 49 (ILRUN)

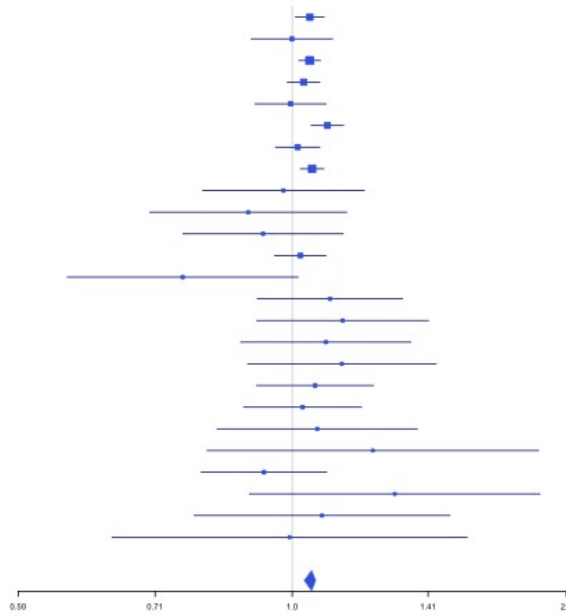


Supplementary Figure 2.42 – rs9386182 (chr6:147691069) in locus 52 (STXBP5)



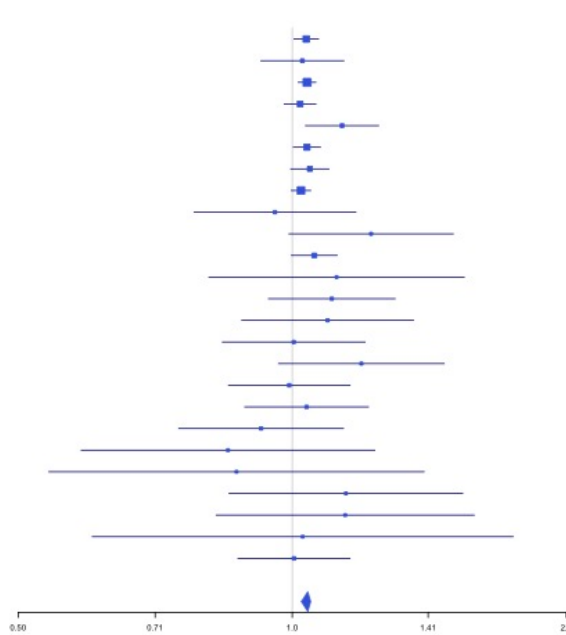
Supplementary Figure 2.43 – rs1513275 (chr7:28259233) in locus 53 (JAZF1-AS1)

Study	Cases	Controls	OR
INVENT-2019_EA	15572	115280	1.05
INVENT-2019_AA	799	14353	1
MVP_EA	18952	411746	1.05
MVP_AA	5521	103791	1.03
MVP_HIS	1188	45634	1
FinnGen_EA	9176	209616	1.09
EGP_EA	4122	181553	1.01
UKB_EA	18385	91834	1.05
UKB_AA	280	1046	0.98
UKB_SAS	189	1269	0.89
MGB_AA	225	1481	0.93
MGB_EA	2967	27957	1.02
MGB_HIS	100	1352	0.76
UPenn_EA	380	6210	1.1
UPenn_AA	203	1719	1.14
FARIVE_EA	545	532	1.09
BioME_EA	200	8007	1.13
BioME_AA	382	6074	1.06
BioME_HIS	397	8992	1.03
RETROVE_EA	400	400	1.07
GAIT2_EA	85	850	1.23
BBJ_EAS	507	178366	0.93
MESA_EA	94	2341	1.3
MESA_AA	72	1511	1.08
MESA_HIS	35	1389	0.99
Overall	80776	1423303	1.05

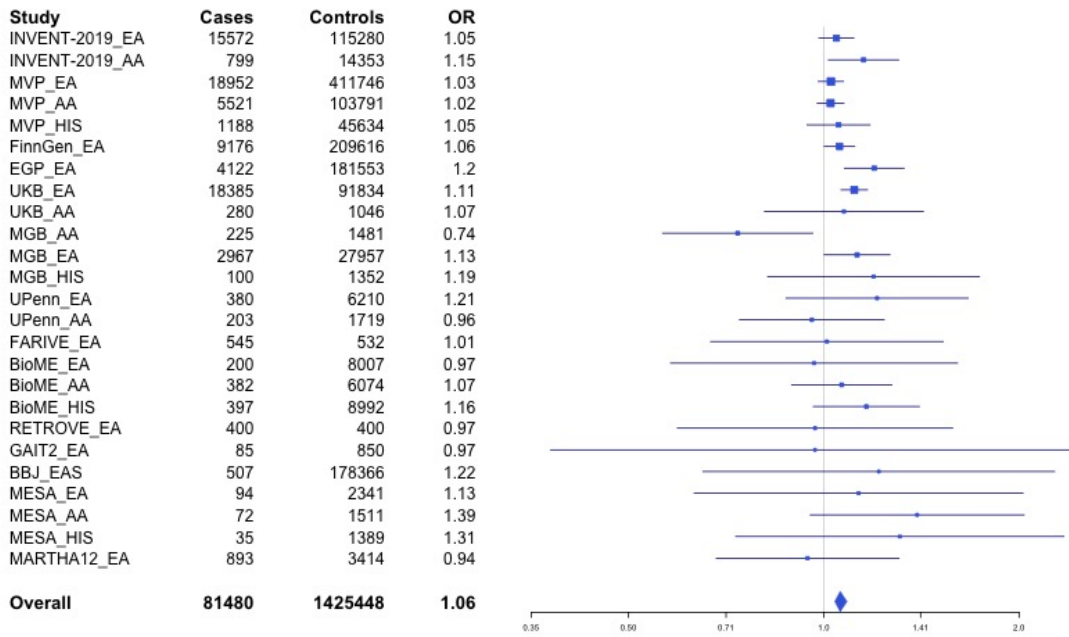


Supplementary Figure 2.44 – rs42038 (chr7:92243719) in locus 54 (CDK6)

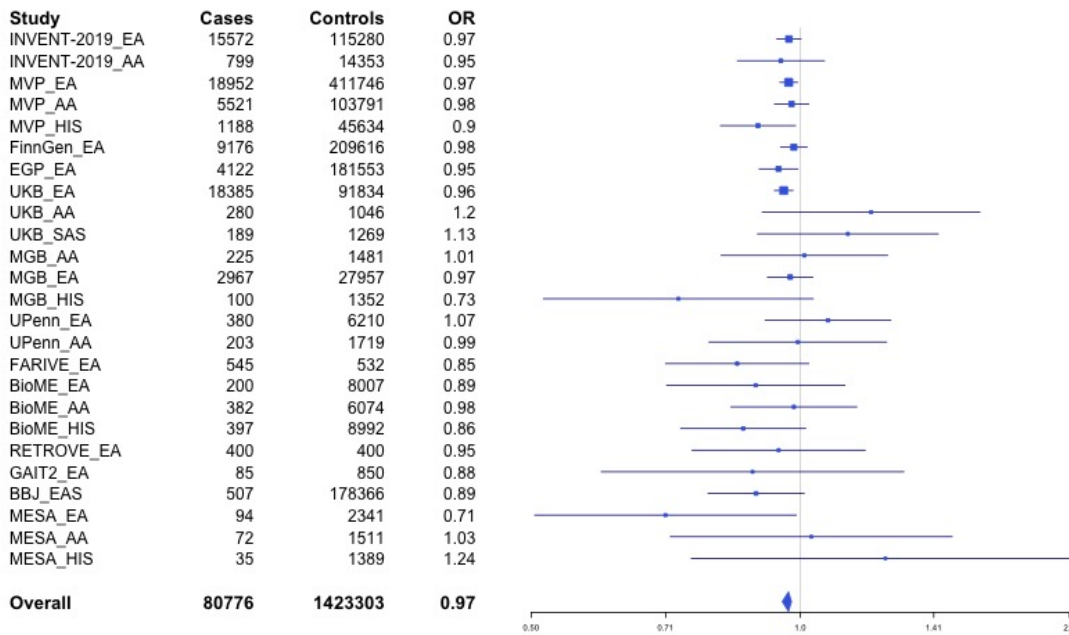
Study	Cases	Controls	OR
INVENT-2019_EA	15572	115280	1.04
INVENT-2019_AA	799	14353	1.03
MVP_EA	18952	411746	1.04
MVP_AA	5521	103791	1.02
MVP_HIS	1188	45634	1.13
FinnGen_EA	9176	209616	1.04
EGP_EA	4122	181553	1.05
UKB_EA	18385	91834	1.02
UKB_AA	280	1046	0.96
MGB_AA	225	1481	1.22
MGB_EA	2967	27957	1.06
MGB_HIS	100	1352	1.12
UPenn_EA	380	6210	1.11
UPenn_AA	203	1719	1.09
FARIVE_EA	545	532	1
BioME_EA	200	8007	1.19
BioME_AA	382	6074	0.99
BioME_HIS	397	8992	1.04
RETROVE_EA	400	400	0.92
GAIT2_EA	85	850	0.85
BBJ_EAS	507	178366	0.87
MESA_EA	94	2341	1.15
MESA_AA	72	1511	1.14
MESA_HIS	35	1389	1.03
MARTHA12_EA	893	3414	1
Overall	81480	1425448	1.04



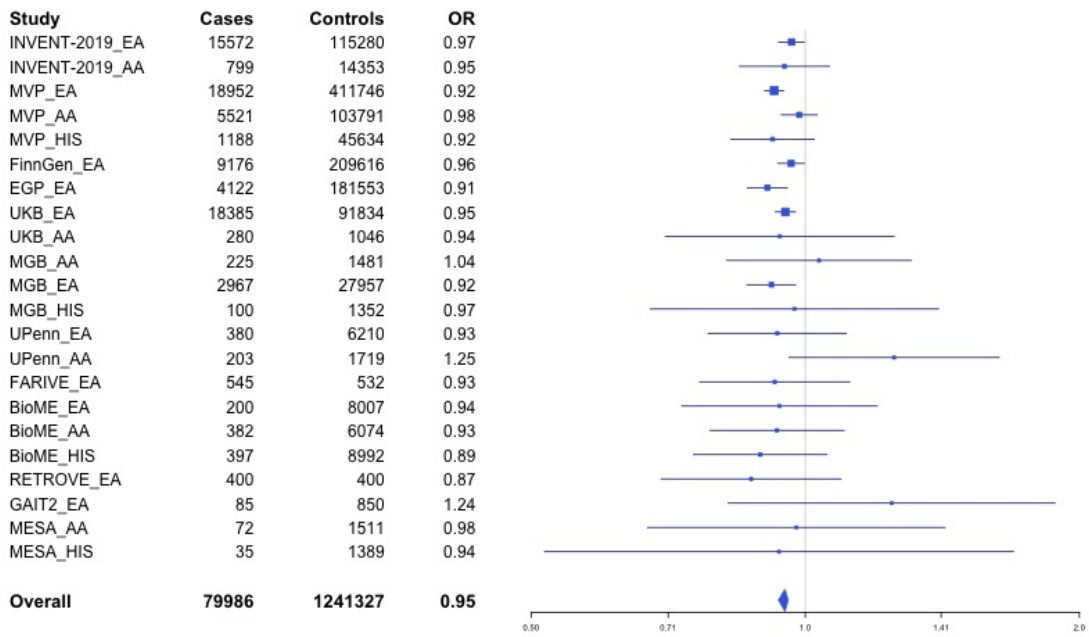
Supplementary Figure 2.45 – rs10099512 (chr8:9178821) in locus 57 (LOC101929128;LOC157273)



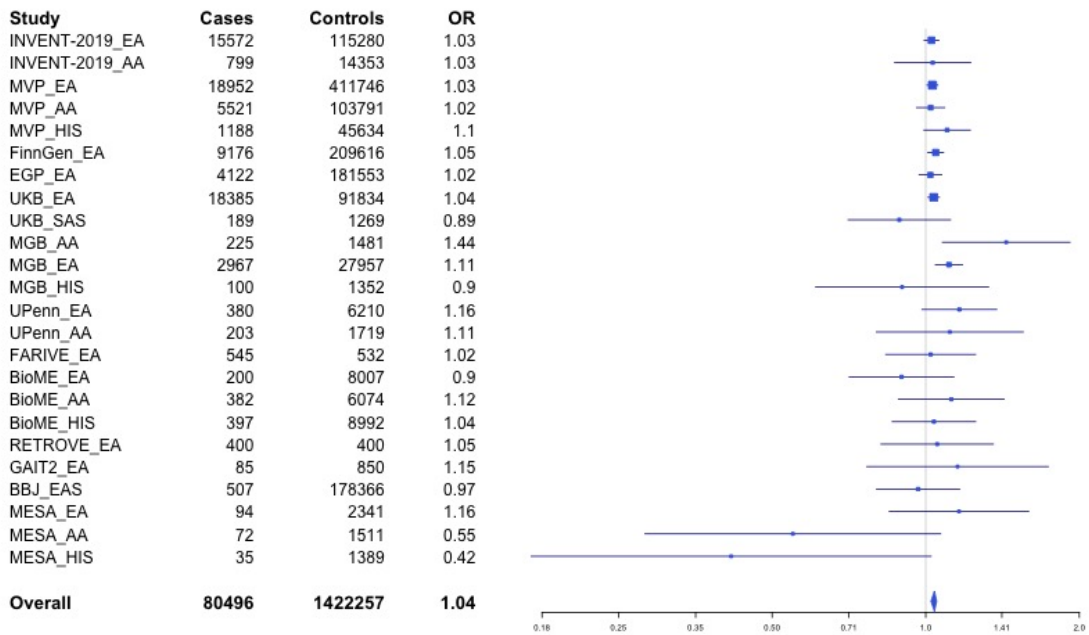
Supplementary Figure 2.46 – rs2048528 (chr8:23373680) in locus 59 (ENTPD4;SLC25A37)



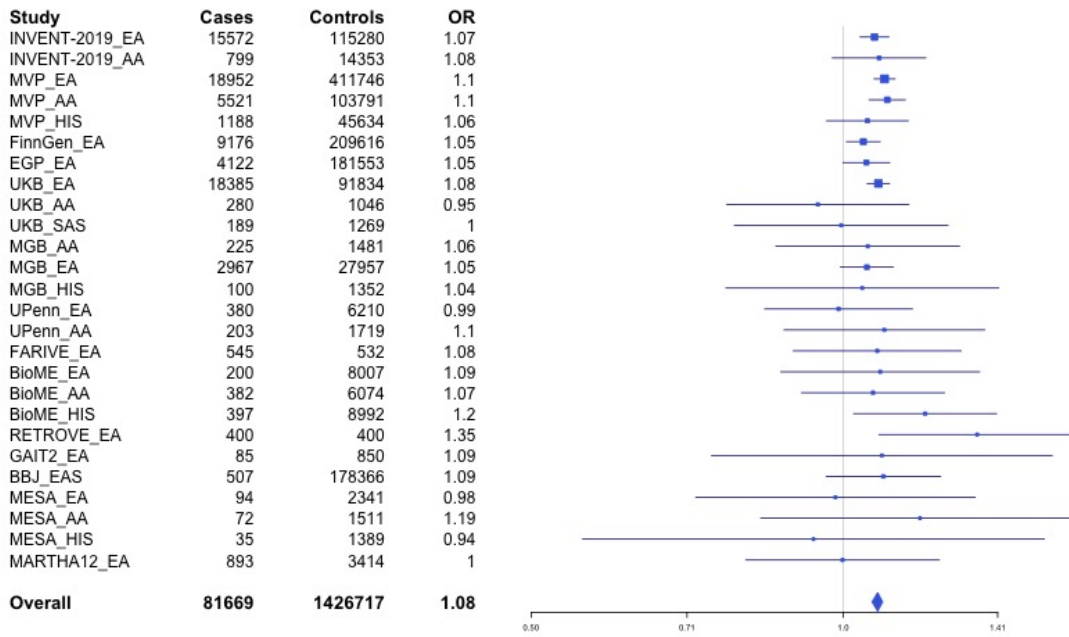
Supplementary Figure 2.47 – rs2685412 (chr8:27810603) in locus 60 (SCARA5)



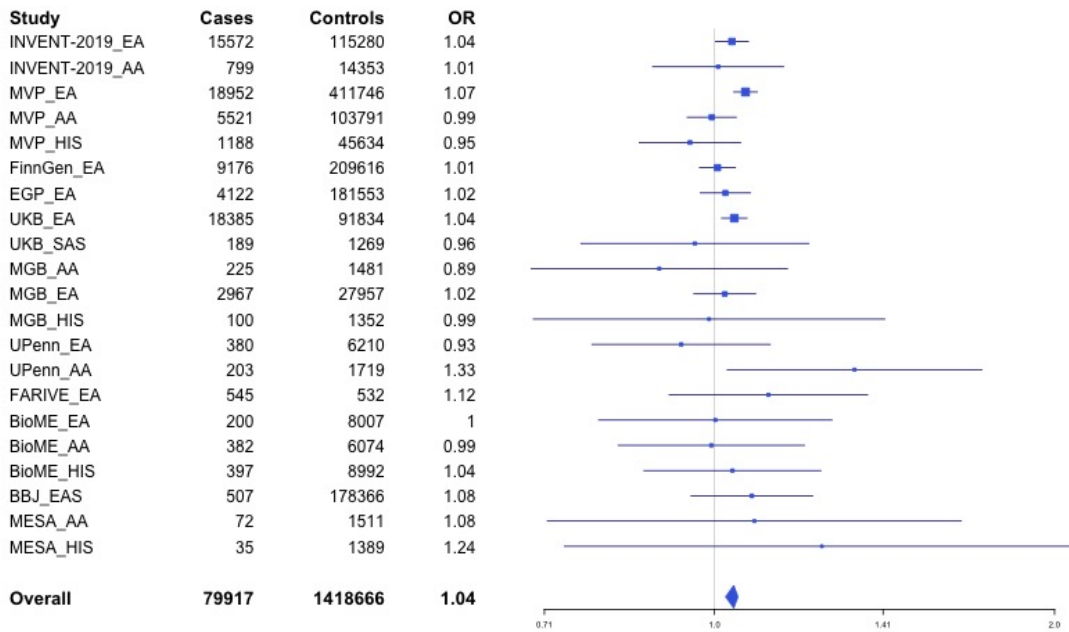
Supplementary Figure 2.48 – rs2915595 (chr8:30402817) in locus 61 (RBPMS)



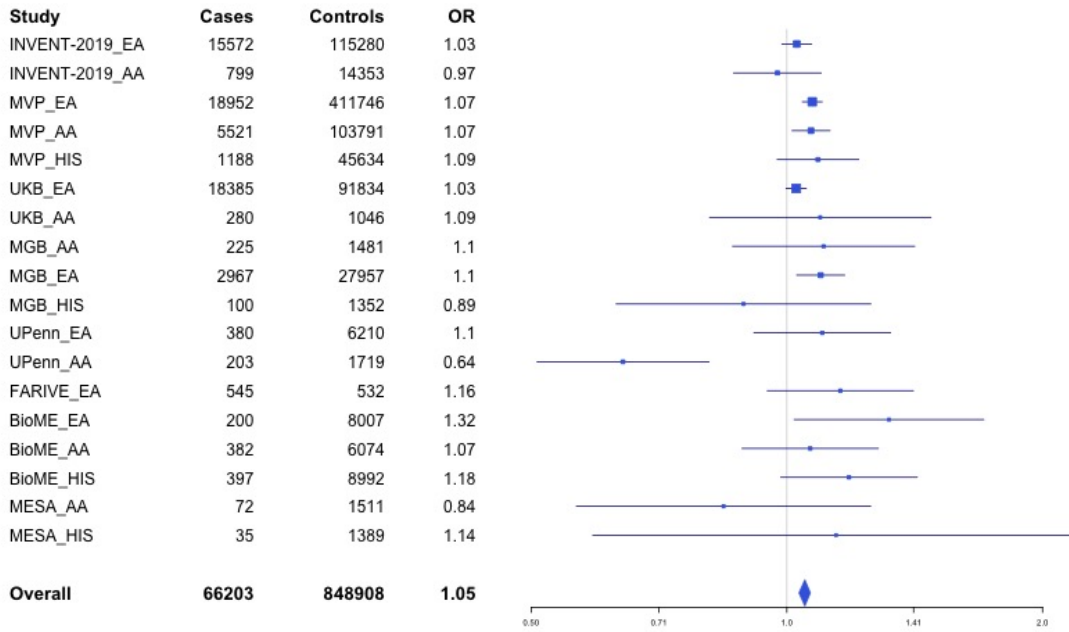
Supplementary Figure 2.49 – rs6993770 (chr8:106581528) in locus 62 (ZFPM2)



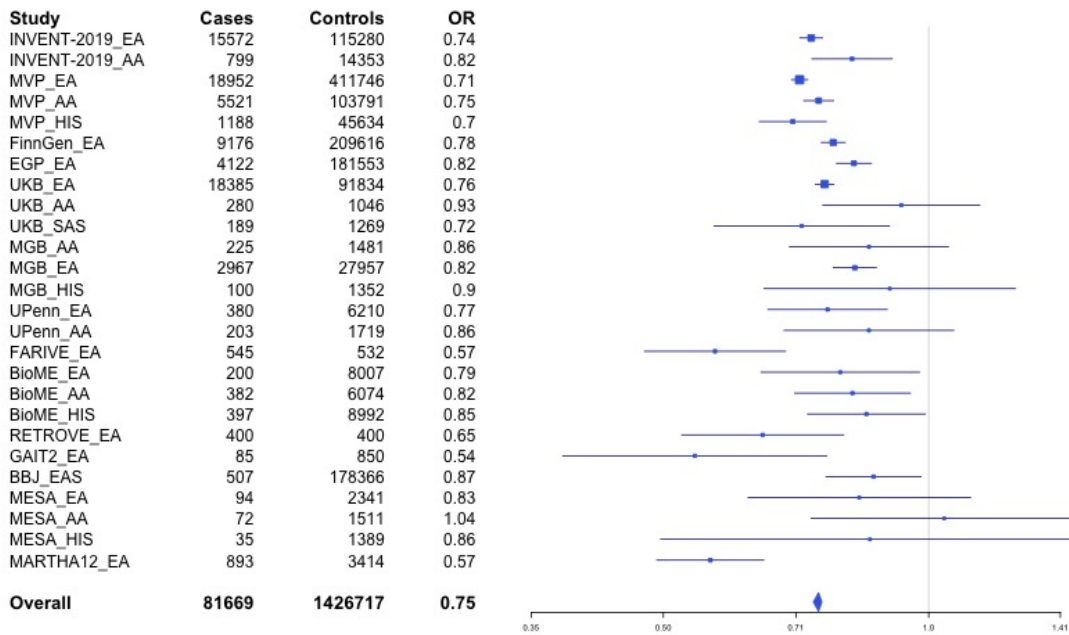
Supplementary Figure 2.50 – rs4236786 (chr8:108291878) in locus 63 (ANGPT1)



Supplementary Figure 2.51 – rs10820606 (chr9:99192919) in locus 65 (ZNF367;HABP4)

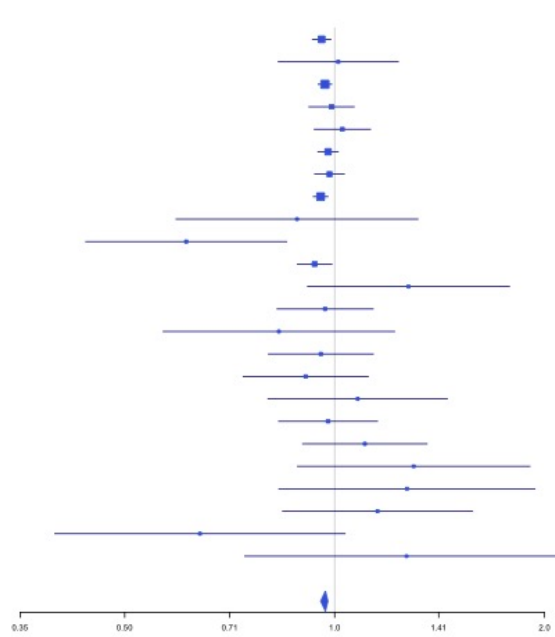


Supplementary Figure 2.52 – rs505922 (chr9:136149229) in locus 66 (ABO)



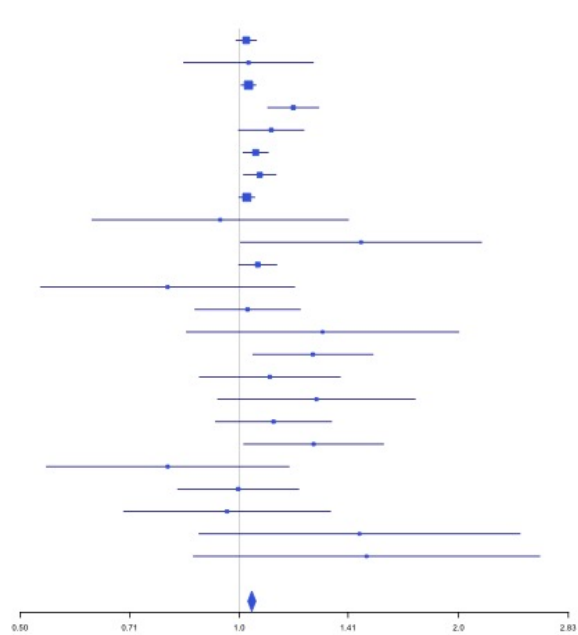
Supplementary Figure 2.53 – rs1243187 (chr10:21907016) in locus 68 (MLLT10)

Study	Cases	Controls	OR
INVENT-2019_EA	15572	115280	0.96
INVENT-2019_AA	799	14353	1.01
MVP_EA	18952	411746	0.97
MVP_AA	5521	103791	0.99
MVP_HIS	1188	45634	1.03
FinnGen_EA	9176	209616	0.98
EGP_EA	4122	181553	0.98
UKB_EA	18385	91834	0.95
UKB_SAS	189	1269	0.88
MGB_AA	225	1481	0.61
MGB_EA	2967	27957	0.94
MGB_HIS	100	1352	1.28
UPenn_EA	380	6210	0.97
UPenn_AA	203	1719	0.83
FARIVE_EA	545	532	0.96
BioME_EA	200	8007	0.91
BioME_AA	382	6074	1.08
BioME_HIS	397	8992	0.98
RETROVE_EA	400	400	1.1
GAIT2_EA	85	850	1.3
BBJ_EAS	507	178366	1.27
MESA_EA	94	2341	1.15
MESA_AA	72	1511	0.64
MESA_HIS	35	1389	1.27
Overall	80496	1422257	0.97

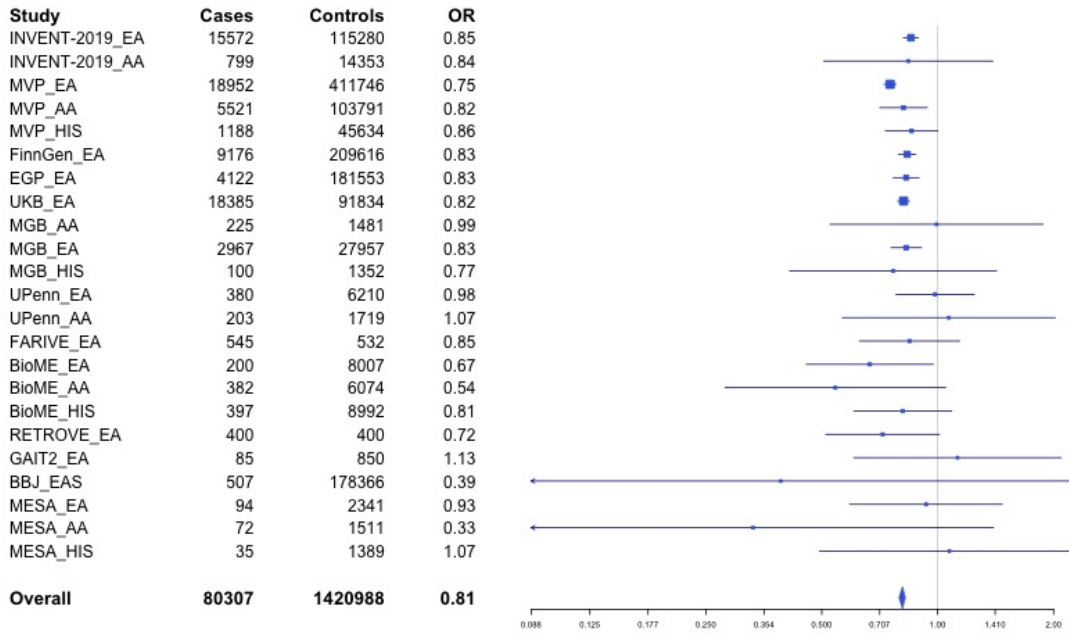


Supplementary Figure 2.54 – rs4272700 (chr10:27881308) in locus 69 (RAB18;MKX)

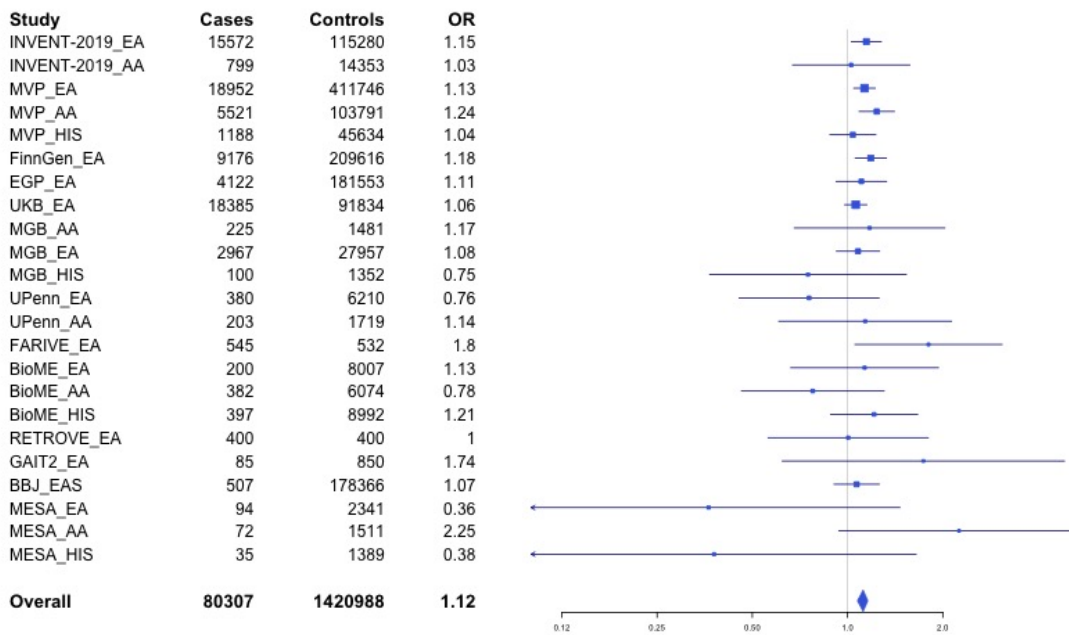
Study	Cases	Controls	OR
INVENT-2019_EA	15572	115280	1.02
INVENT-2019_AA	799	14353	1.03
MVP_EA	18952	411746	1.03
MVP_AA	5521	103791	1.19
MVP_HIS	1188	45634	1.11
FinnGen_EA	9176	209616	1.05
EGP_EA	4122	181553	1.07
UKB_EA	18385	91834	1.02
UKB_SAS	189	1269	0.94
MGB_AA	225	1481	1.47
MGB_EA	2967	27957	1.06
MGB_HIS	100	1352	0.8
UPenn_EA	380	6210	1.03
UPenn_AA	203	1719	1.3
FARIVE_EA	545	532	1.26
BioME_EA	200	8007	1.1
BioME_AA	382	6074	1.28
BioME_HIS	397	8992	1.11
RETROVE_EA	400	400	1.26
GAIT2_EA	85	850	0.8
BBJ_EAS	507	178366	1
MESA_EA	94	2341	0.96
MESA_AA	72	1511	1.46
MESA_HIS	35	1389	1.5
Overall	80496	1422257	1.04



Supplementary Figure 2.55 – rs17490626 (chr10:71218646) in locus 72 (TSPAN15)

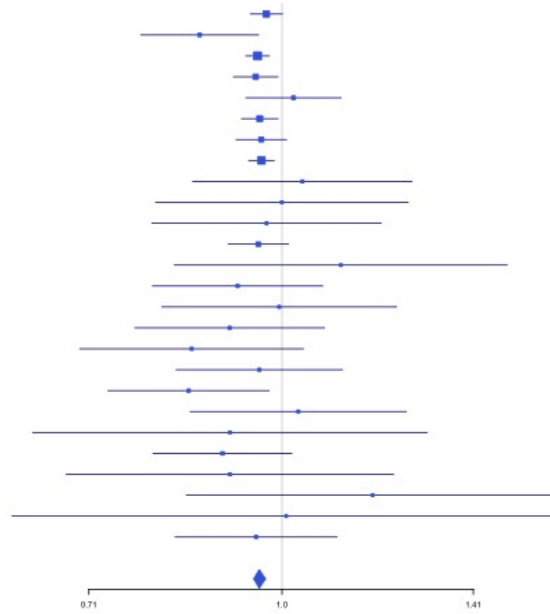


Supplementary Figure 2.56 – rs16937003 (chr10:80938499) in locus 73 (ZMIZ1)



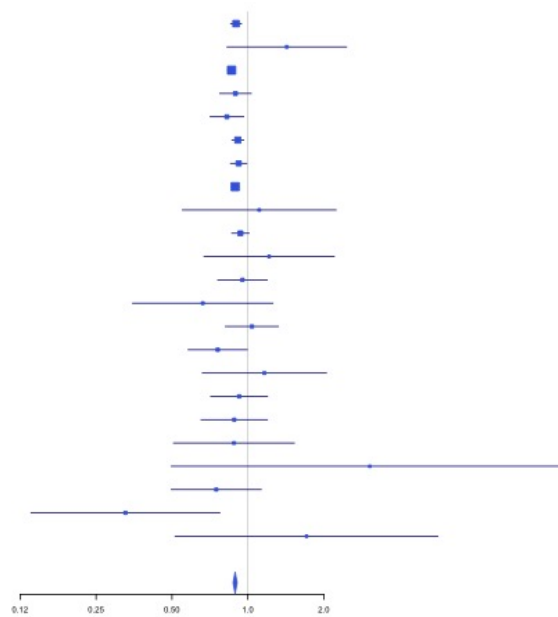
Supplementary Figure 2.57 – rs57866767 (chr10:96023077) in locus 74 (PLCE1)

Study	Cases	Controls	OR
INVENT-2019_EA	15572	115280	0.97
INVENT-2019_AA	799	14353	0.86
MVP_EA	18952	411746	0.96
MVP_AA	5521	103791	0.95
MVP_HIS	1188	45634	1.02
FinnGen_EA	9176	209616	0.96
EGP_EA	4122	181553	0.96
UKB_EA	18385	91834	0.96
UKB_AA	280	1046	1.04
UKB_SAS	189	1269	1
MGB_AA	225	1481	0.97
MGB_EA	2967	27957	0.96
MGB_HIS	100	1352	1.11
UPenn_EA	380	6210	0.92
UPenn_AA	203	1719	0.99
FARIVE_EA	545	532	0.91
BioME_EA	200	8007	0.85
BioME_AA	382	6074	0.96
BioME_HIS	397	8992	0.85
RETROVE_EA	400	400	1.03
GAIT2_EA	85	850	0.91
BBJ_EAS	507	178366	0.9
MESA_EA	94	2341	0.91
MESA_AA	72	1511	1.18
MESA_HIS	35	1389	1.01
MARTHA12_EA	893	3414	0.95
Overall	81669	1426717	0.96

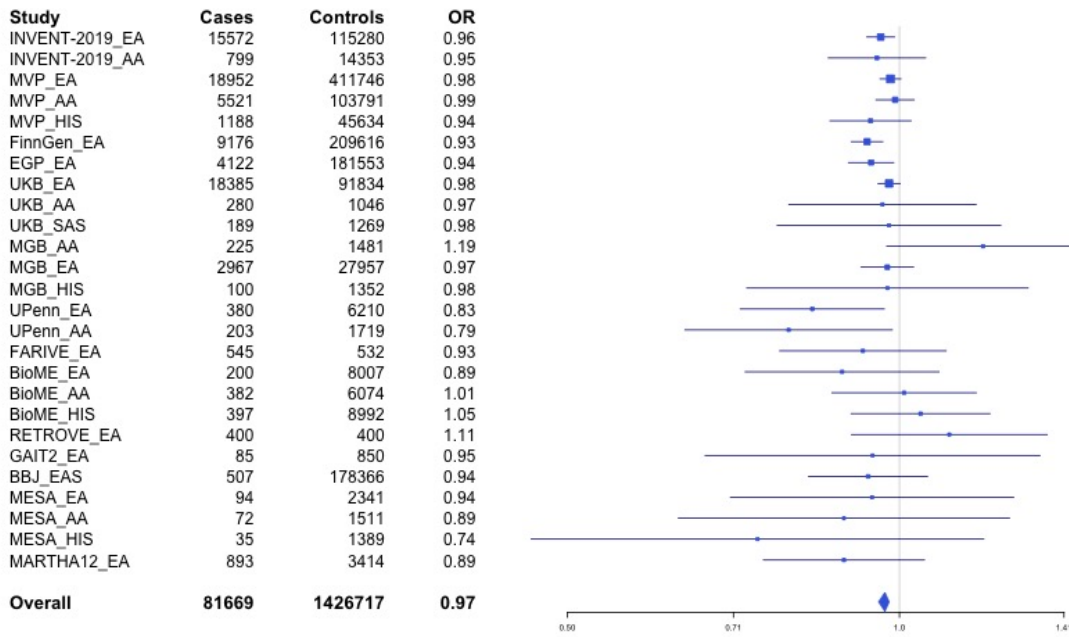


Supplementary Figure 2.58 – rs10886430 (chr10:121010256) in locus 75 (GRK5)

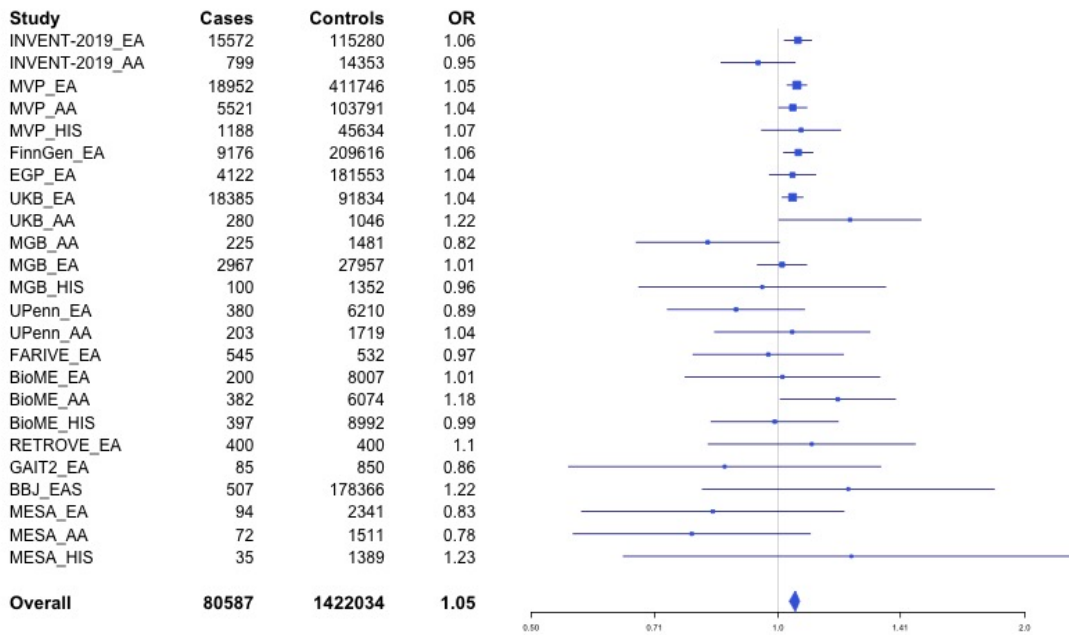
Study	Cases	Controls	OR
INVENT-2019_EA	15572	115280	0.9
INVENT-2019_AA	799	14353	1.43
MVP_EA	18952	411746	0.86
MVP_AA	5521	103791	0.89
MVP_HIS	1188	45634	0.83
FinnGen_EA	9176	209616	0.91
EGP_EA	4122	181553	0.92
UKB_EA	18385	91834	0.89
MGB_AA	225	1481	1.11
MGB_EA	2967	27957	0.93
MGB_HIS	100	1352	1.21
UPenn_EA	380	6210	0.95
UPenn_AA	203	1719	0.66
FARIVE_EA	545	532	1.04
BioME_EA	200	8007	0.76
BioME_AA	382	6074	1.16
BioME_HIS	397	8992	0.92
RETROVE_EA	400	400	0.88
GAIT2_EA	85	850	0.88
BBJ_EAS	507	178366	3.05
MESA_EA	94	2341	0.75
MESA_AA	72	1511	0.33
MESA_HIS	35	1389	1.71
Overall	80307	1420988	0.89



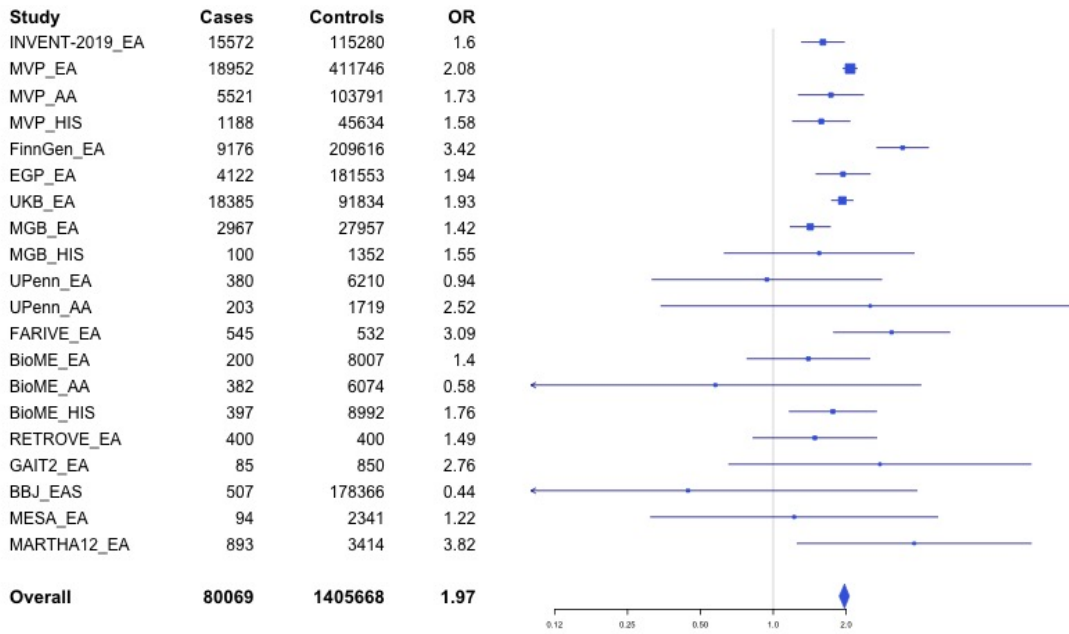
Supplementary Figure 2.59 – rs2030291 (chr11:16251251) in locus 77 (SOX6)



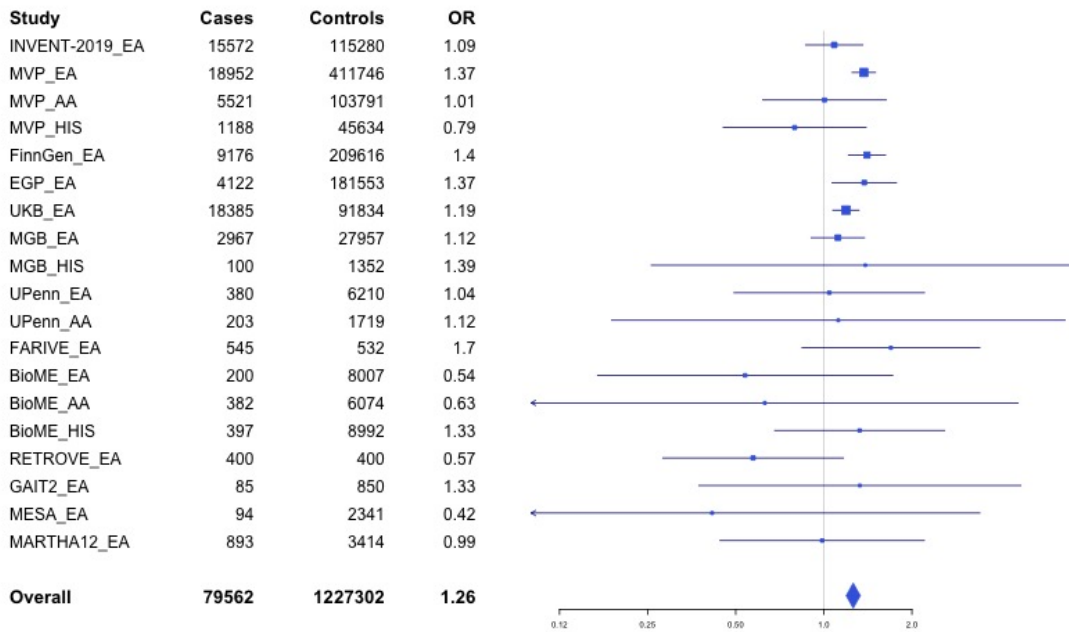
Supplementary Figure 2.60 – rs11032074 (chr11:32993887) in locus 78 (QSER1)



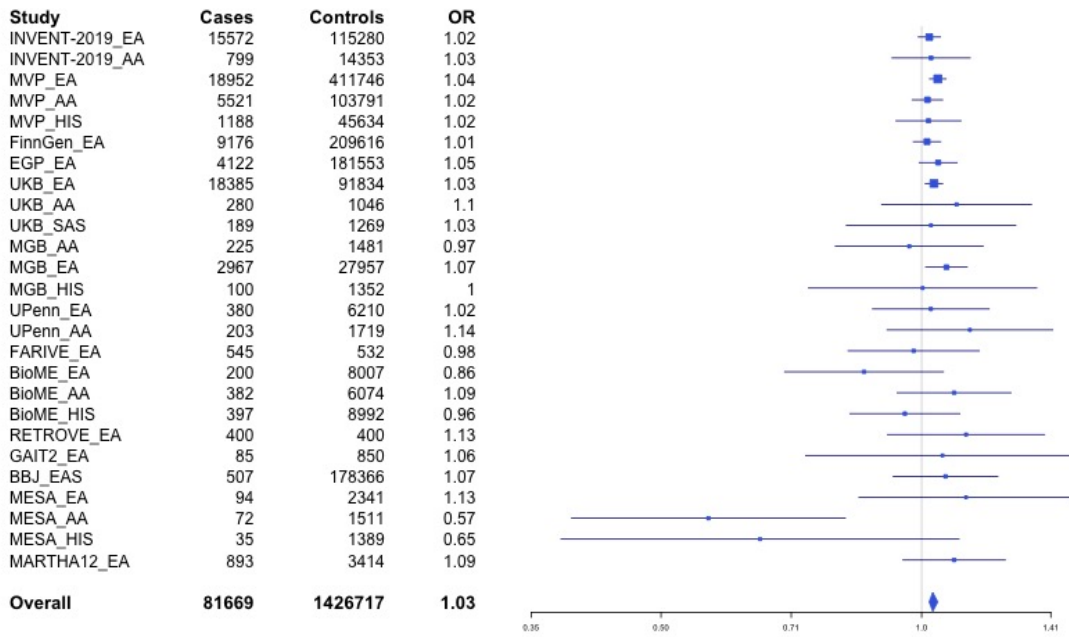
Supplementary Figure 2.61 – rs1799963 (chr11:46761055) in locus 79 (F2)



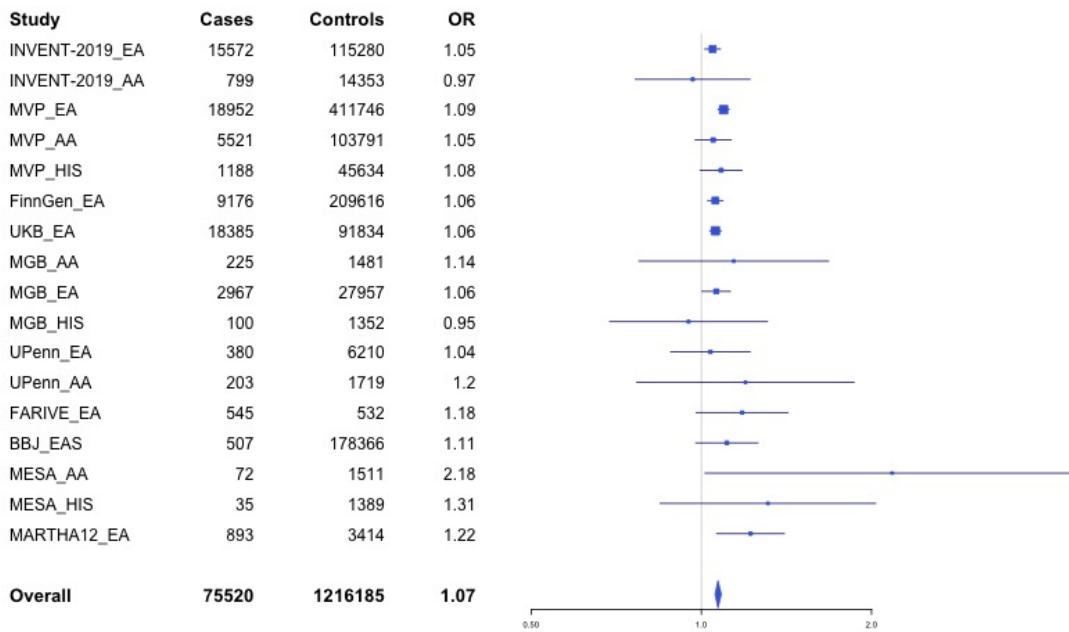
Supplementary Figure 2.62 – rs141798115 (chr11:56875074) in locus 80 (OR5AK4P ;LRRC55)



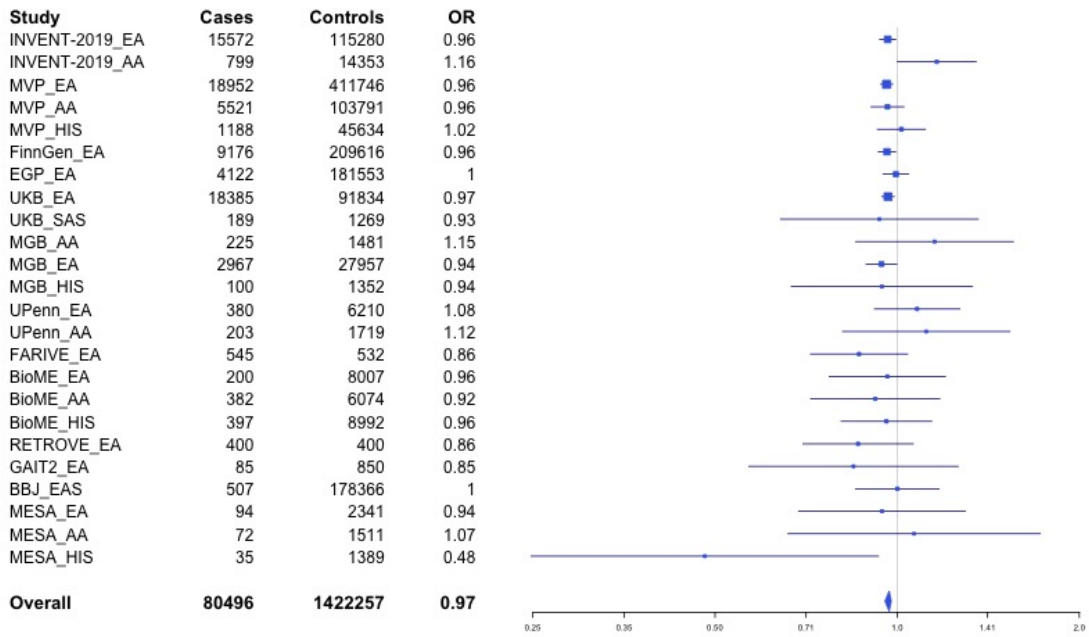
Supplementary Figure 2.63 – rs4354705 (chr11:60088159) in locus 81 (MS4A4A ;MS4A6E)



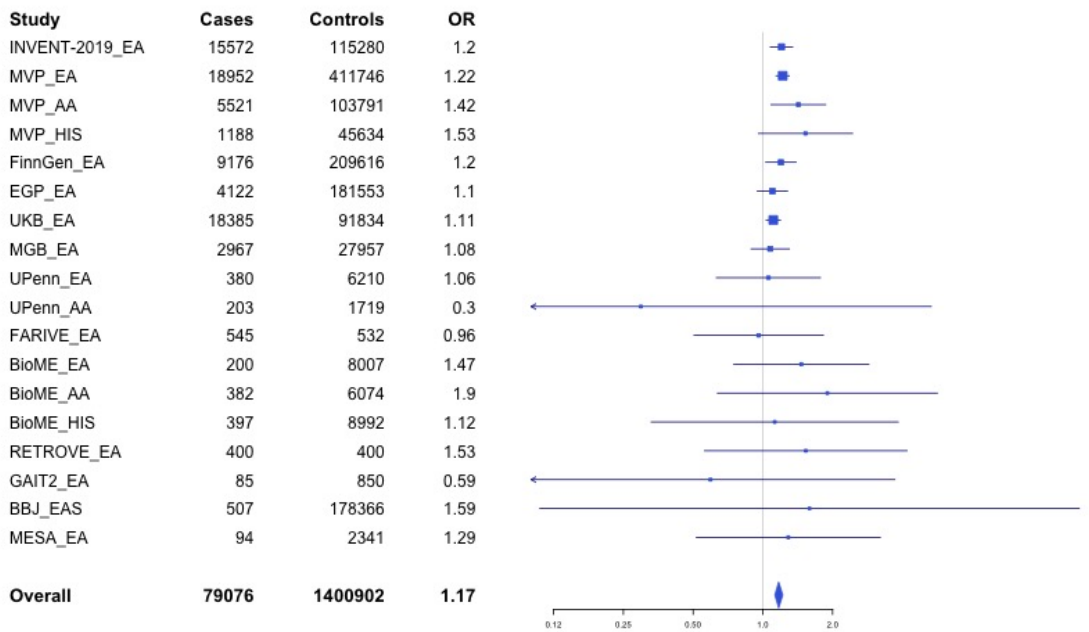
Supplementary Figure 2.64 – rs174551 (chr11:61573684) in locus 82 (FADS1)



Supplementary Figure 2.65 – rs2846027 (chr11:114003415) in locus 84 (ZBTB16)

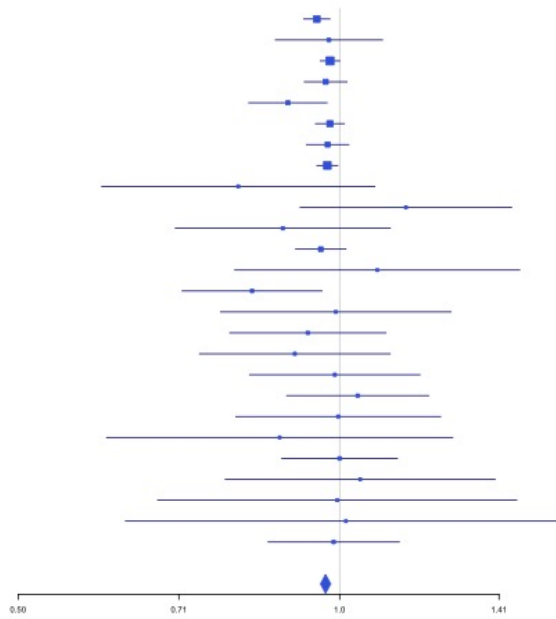


Supplementary Figure 2.66 – rs35257264 (chr11:126296816) in locus 85 (ST3GAL4)



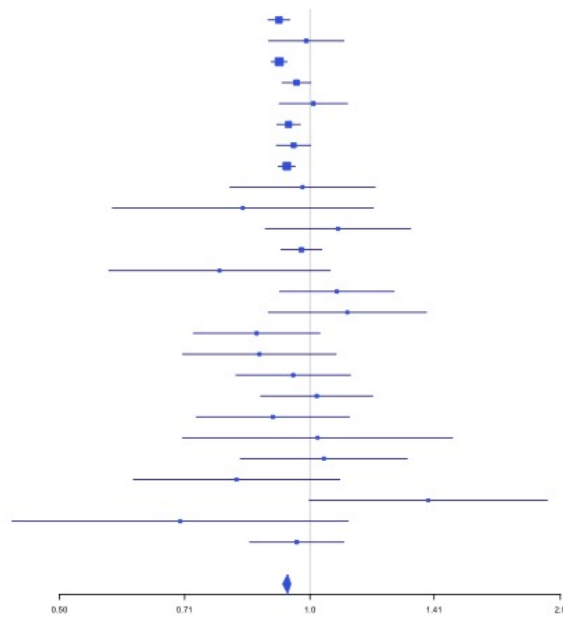
Supplementary Figure 2.67 – rs7107568 (chr11:130779668) in locus 86 (SNX19)

Study	Cases	Controls	OR
INVENT-2019_EA	15572	115280	0.95
INVENT-2019_AA	799	14353	0.98
MVP_EA	18952	411746	0.98
MVP_AA	5521	103791	0.97
MVP_HIS	1188	45634	0.89
FinnGen_EA	9176	209616	0.98
EGP_EA	4122	181553	0.97
UKB_EA	18385	91834	0.97
UKB_AA	280	1046	0.8
UKB_SAS	189	1269	1.15
MGB_AA	225	1481	0.88
MGB_EA	2967	27957	0.96
MGB_HIS	100	1352	1.08
UPenn_EA	380	6210	0.83
UPenn_AA	203	1719	0.99
FARIVE_EA	545	532	0.93
BioME_EA	200	8007	0.91
BioME_AA	382	6074	0.99
BioME_HIS	397	8992	1.04
RETROVE_EA	400	400	1
GAIT2_EA	85	850	0.88
BBJ_EAS	507	178366	1
MESA_EA	94	2341	1.05
MESA_AA	72	1511	0.99
MESA_HIS	35	1389	1.01
MARTHA12_EA	893	3414	0.99
Overall	81669	1426717	0.97



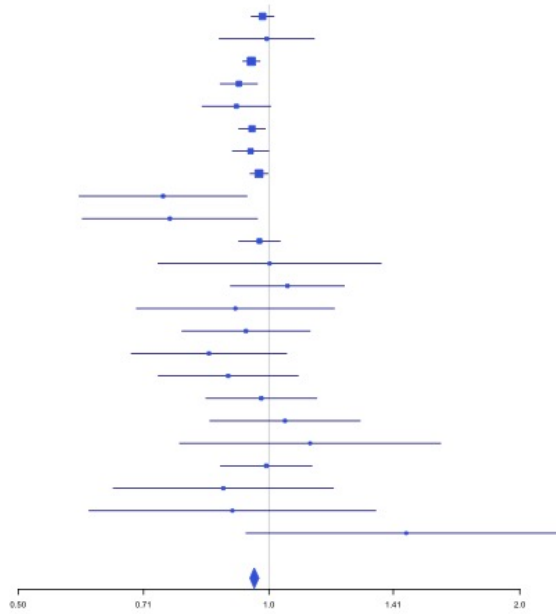
Supplementary Figure 2.68 – rs1558519 (chr12:6153738) in locus 87 (VWF)

Study	Cases	Controls	OR
INVENT-2019_EA	15572	115280	0.92
INVENT-2019_AA	799	14353	0.99
MVP_EA	18952	411746	0.92
MVP_AA	5521	103791	0.96
MVP_HIS	1188	45634	1.01
FinnGen_EA	9176	209616	0.94
EGP_EA	4122	181553	0.96
UKB_EA	18385	91834	0.94
UKB_AA	280	1046	0.98
UKB_SAS	189	1269	0.83
MGB_AA	225	1481	1.08
MGB_EA	2967	27957	0.98
MGB_HIS	100	1352	0.78
UPenn_EA	380	6210	1.08
UPenn_AA	203	1719	1.11
FARIVE_EA	545	532	0.86
BioME_EA	200	8007	0.87
BioME_AA	382	6074	0.95
BioME_HIS	397	8992	1.02
RETROVE_EA	400	400	0.9
GAIT2_EA	85	850	1.02
BBJ_EAS	507	178366	1.04
MESA_EA	94	2341	0.82
MESA_AA	72	1511	1.39
MESA_HIS	35	1389	0.7
MARTHA12_EA	893	3414	0.96
Overall	81669	1426717	0.94



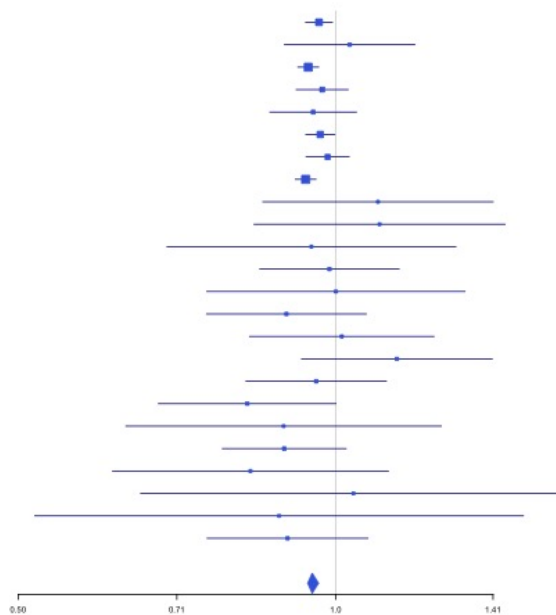
Supplementary Figure 2.69 – rs7311483 (chr12:9053661) in locus 88 (A2ML1;PHC1)

Study	Cases	Controls	OR
INVENT-2019_EA	15572	115280	0.98
INVENT-2019_AA	799	14353	0.99
MVP_EA	18952	411746	0.95
MVP_AA	5521	103791	0.92
MVP_HIS	1188	45634	0.91
FinnGen_EA	9176	209616	0.95
EGP_EA	4122	181553	0.95
UKB_EA	18385	91834	0.97
UKB_SAS	189	1269	0.75
MGB_AA	225	1481	0.76
MGB_EA	2967	27957	0.97
MGB_HIS	100	1352	1
UPenn_EA	380	6210	1.05
UPenn_AA	203	1719	0.91
FARIVE_EA	545	532	0.94
BioME_EA	200	8007	0.85
BioME_AA	382	6074	0.89
BioME_HIS	397	8992	0.98
RETROVE_EA	400	400	1.05
GAIT2_EA	85	850	1.12
BBJ_EAS	507	178366	0.99
MESA_EA	94	2341	0.88
MESA_AA	72	1511	0.9
MESA_HIS	35	1389	1.46
Overall	80496	1422257	0.96

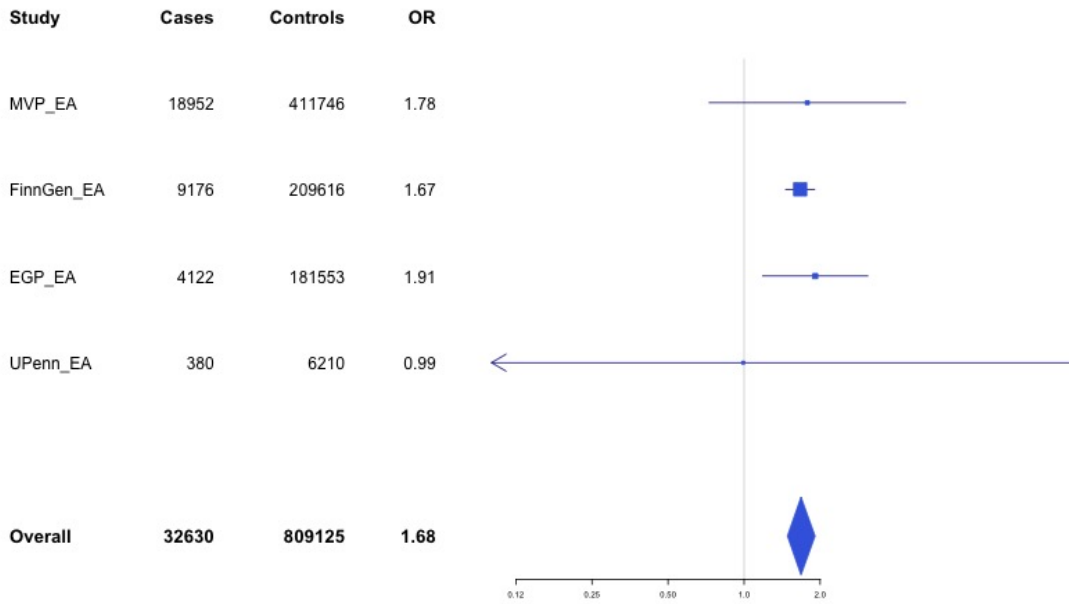


Supplementary Figure 2.70 – rs6580981 (chr12:54723028) in locus 89 (COPZ1)

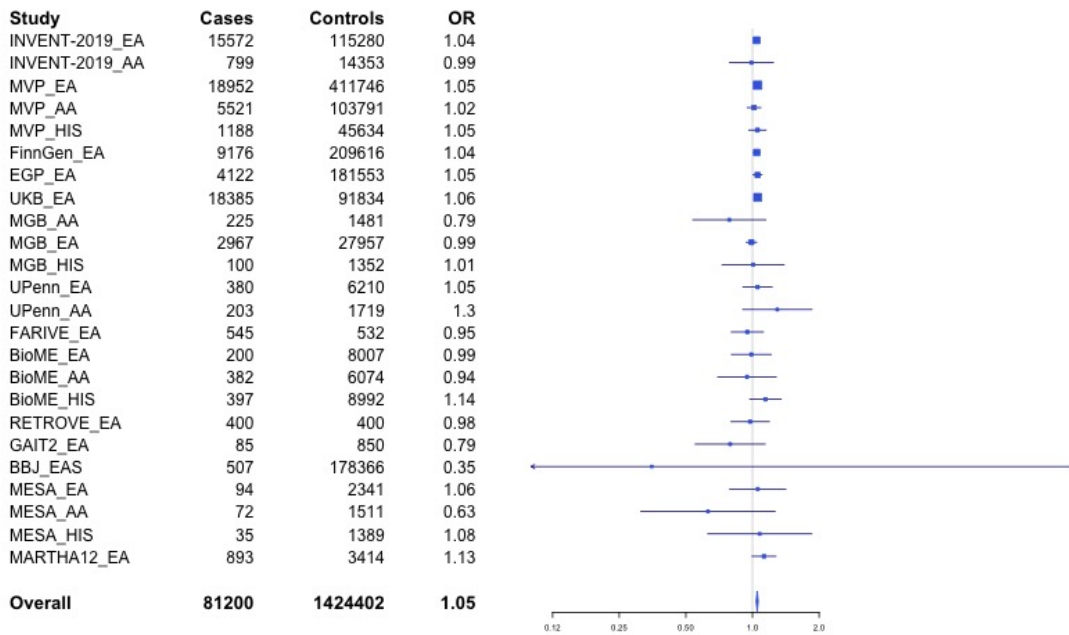
Study	Cases	Controls	OR
INVENT-2019_EA	15572	115280	0.96
INVENT-2019_AA	799	14353	1.03
MVP_EA	18952	411746	0.94
MVP_AA	5521	103791	0.97
MVP_HIS	1188	45634	0.95
FinnGen_EA	9176	209616	0.97
EGP_EA	4122	181553	0.98
UKB_EA	18385	91834	0.94
UKB_SAS	189	1269	1.1
MGB_AA	225	1481	1.1
MGB_HIS	100	1352	0.95
UPenn_EA	380	6210	0.99
UPenn_AA	203	1719	1
FARIVE_EA	545	532	0.9
BioME_EA	200	8007	1.01
BioME_AA	382	6074	1.14
BioME_HIS	397	8992	0.96
RETROVE_EA	400	400	0.82
GAIT2_EA	85	850	0.89
BBJ_EAS	507	178366	0.89
MESA_EA	94	2341	0.83
MESA_AA	72	1511	1.04
MESA_HIS	35	1389	0.88
MARTHA12_EA	893	3414	0.9
Overall	78422	1397714	0.95



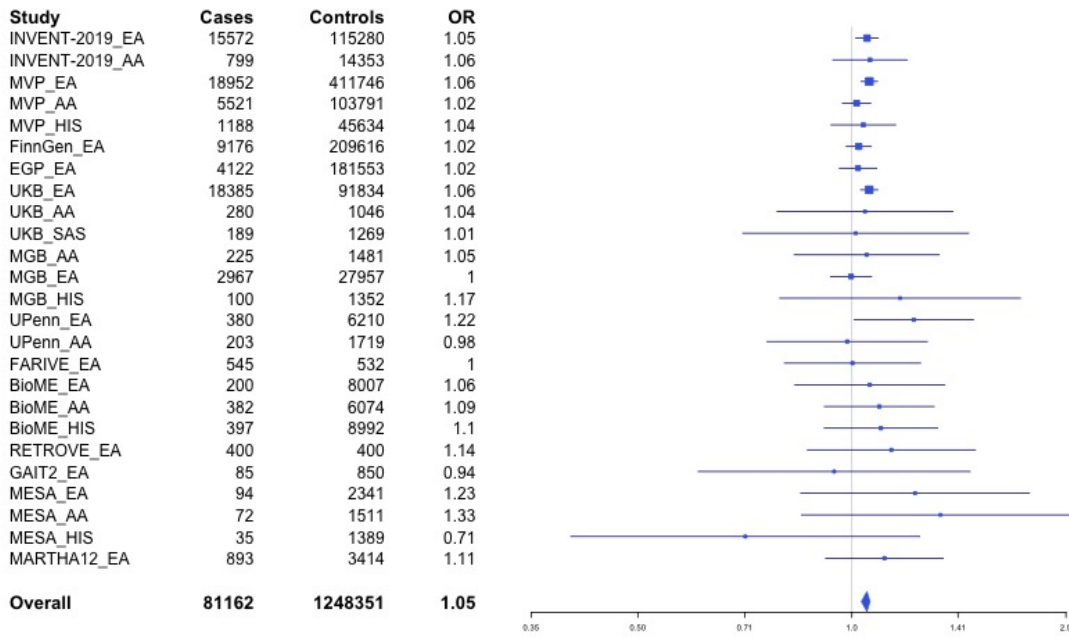
Supplementary Figure 2.71 – rs142351376 (chr12:104136288) in locus 90 (STAB2)



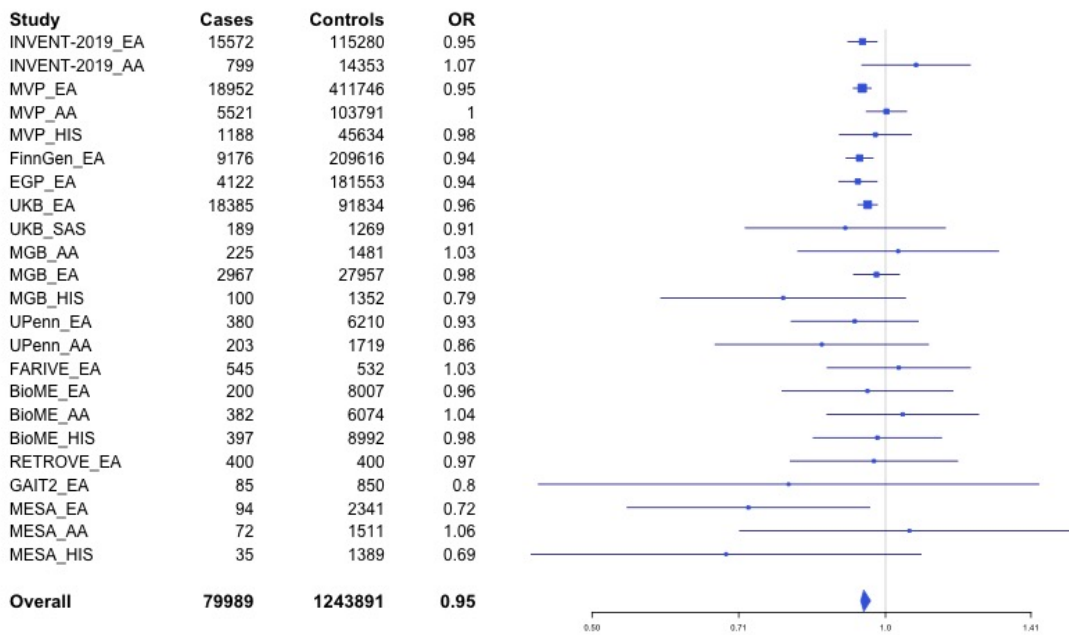
Supplementary Figure 2.72 – rs3184504 (chr12:111884608) in locus 91 (SH2B3)



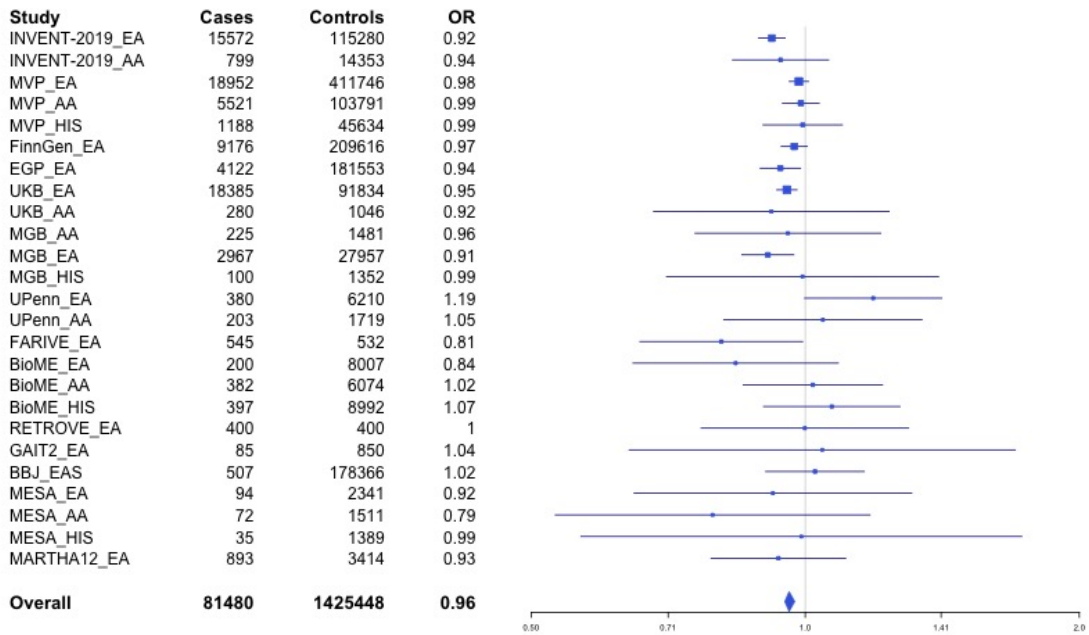
Supplementary Figure 2.73 – rs2851435 (chr12:123712416) in locus 92 (MPHOSPH9)



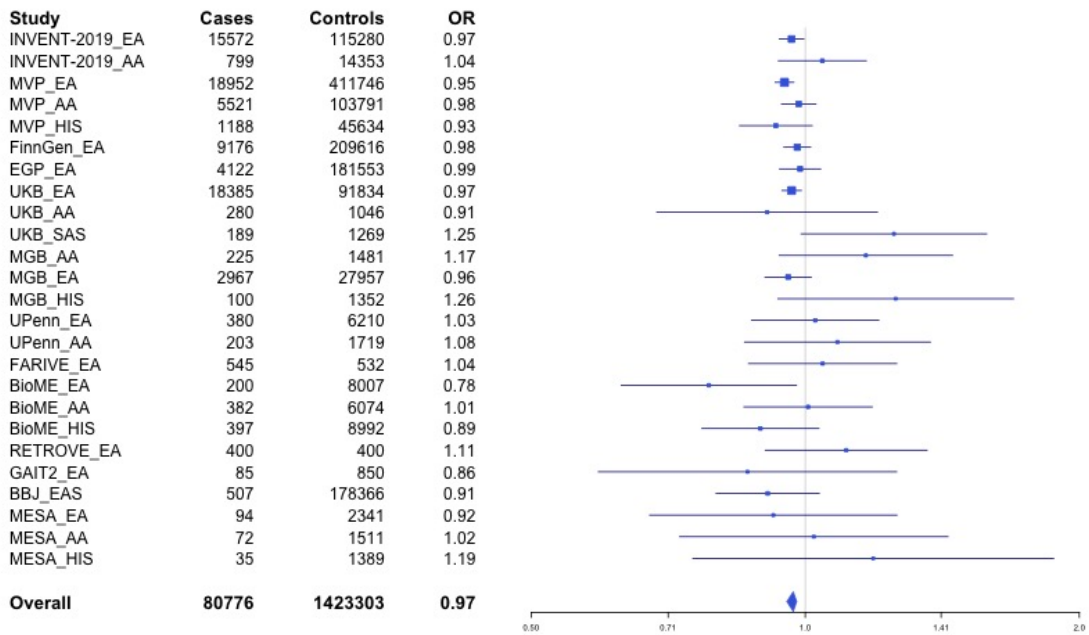
Supplementary Figure 2.74 – rs3211752 (chr13:113787459) in locus 94 (F10)



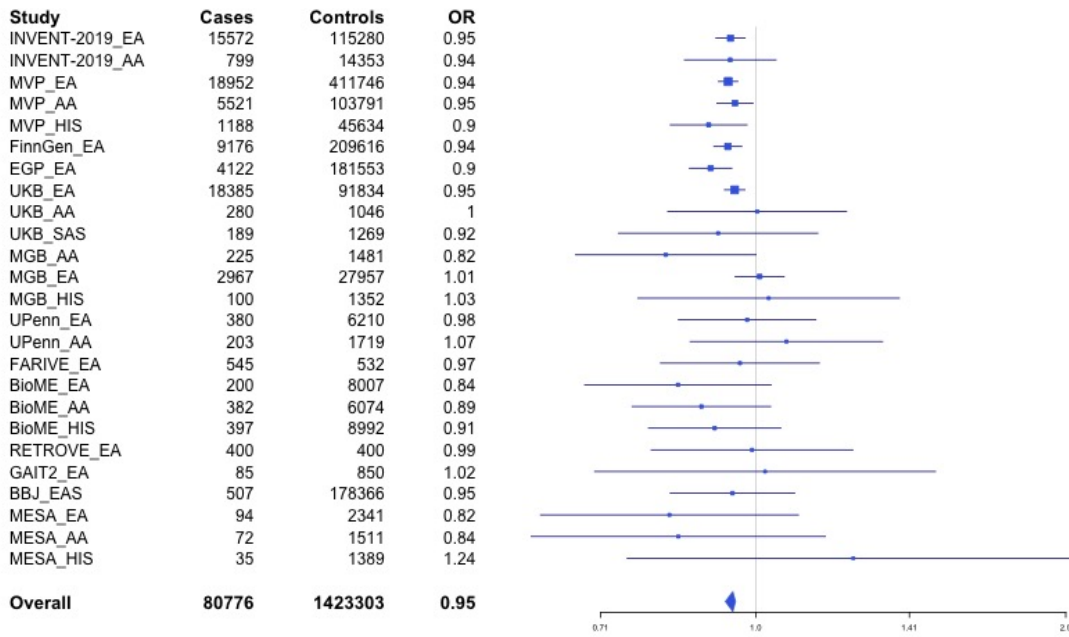
Supplementary Figure 2.75 – rs11158204 (chr14:58844526) in locus 95 (ARID4A ;TOMM20L)



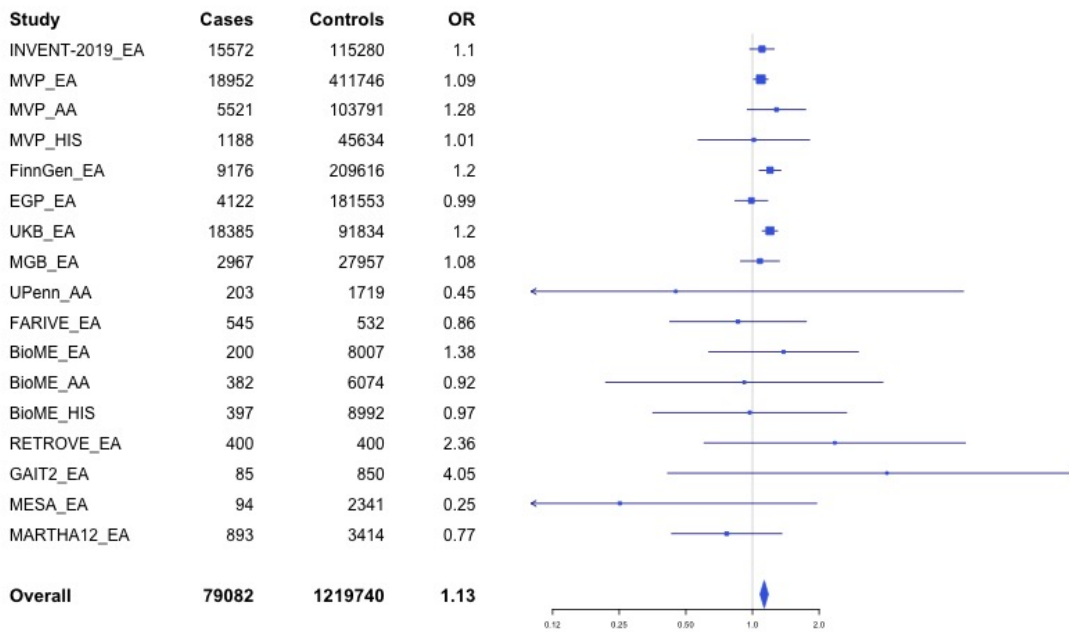
Supplementary Figure 2.76 – rs2127869 (chr14:65794352) in locus 96 (LINC02324 ;MIR4708)



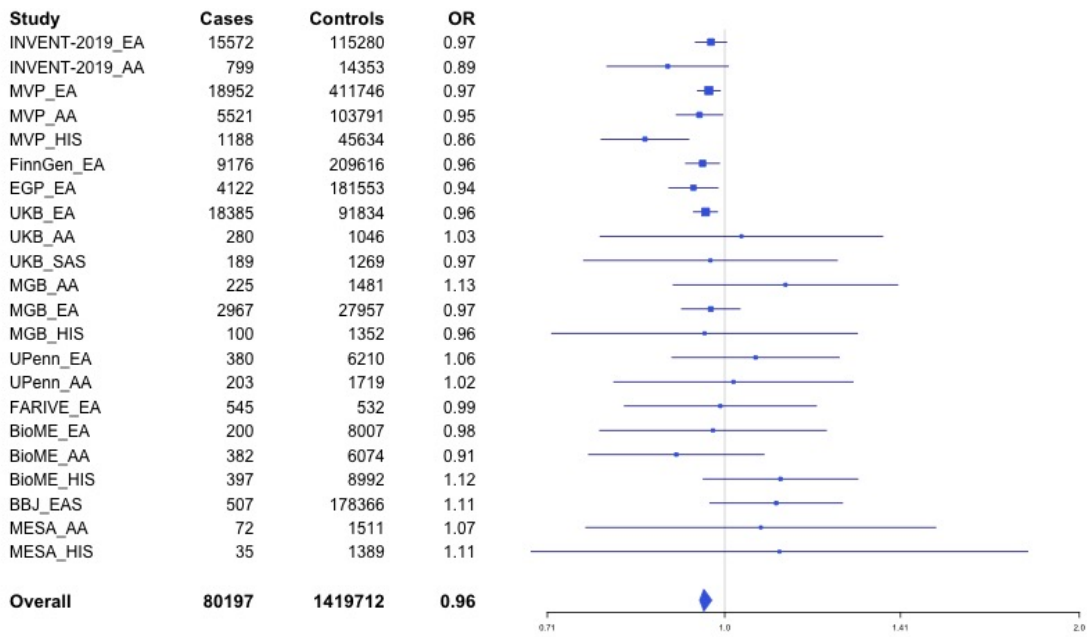
Supplementary Figure 2.77 – rs7152641 (chr14:92213967) in locus 97 (CATSPERB;TC2N)



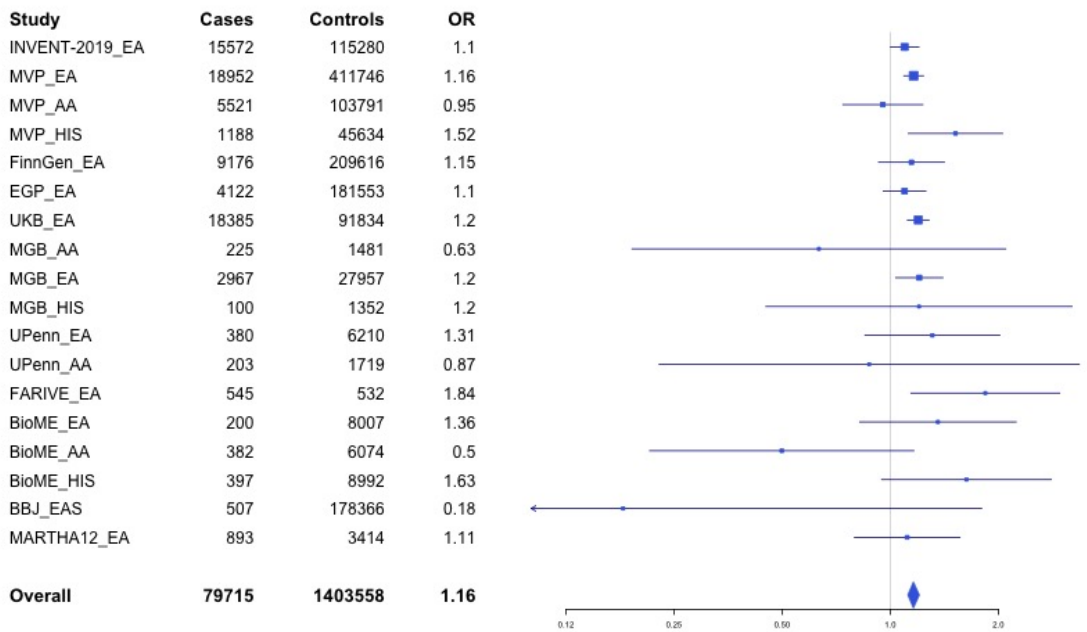
Supplementary Figure 2.78 – rs28929474 (chr14:94844947) in locus 98 (SERPINA1)



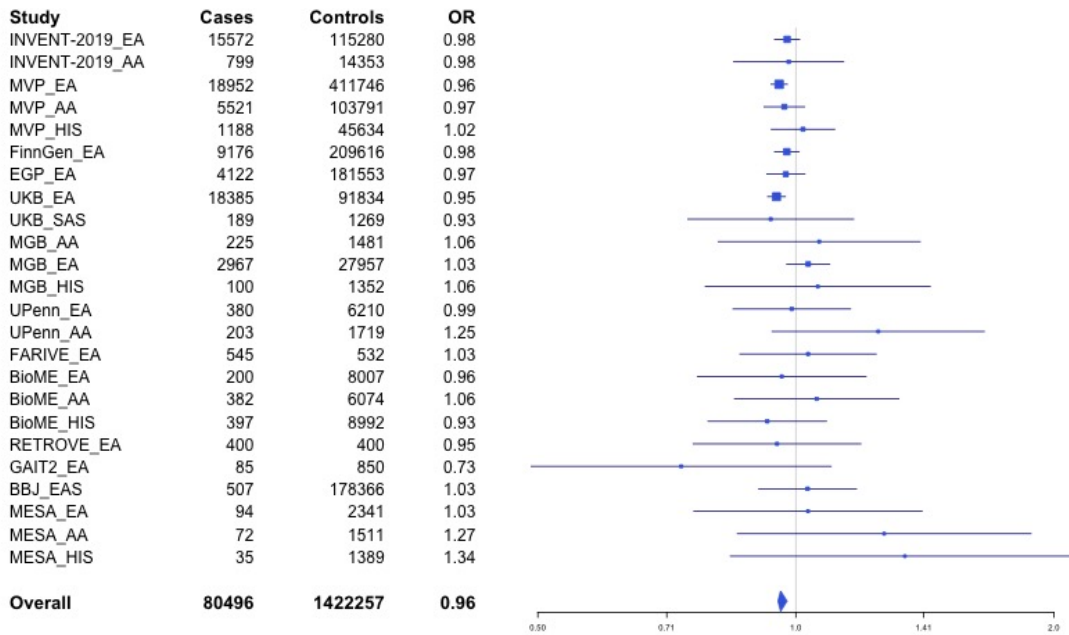
Supplementary Figure 2.79 – rs28519971 (chr14:103089808) in locus 99 (RCOR1)



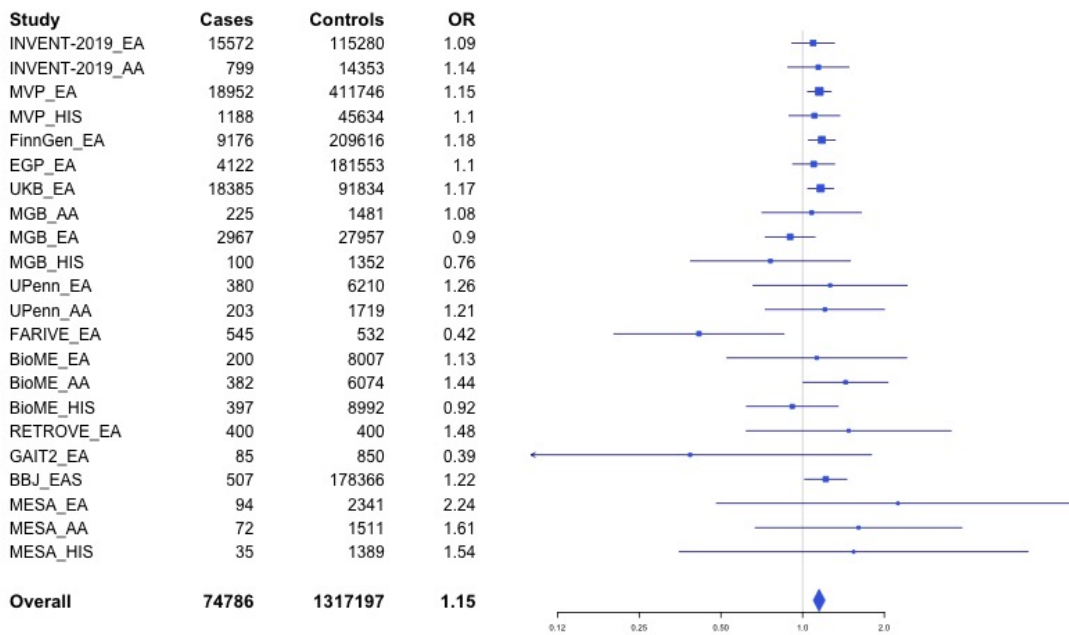
Supplementary Figure 2.80 – rs1247656151 (chr15:43677975) in locus 100 (TUBGCP4)



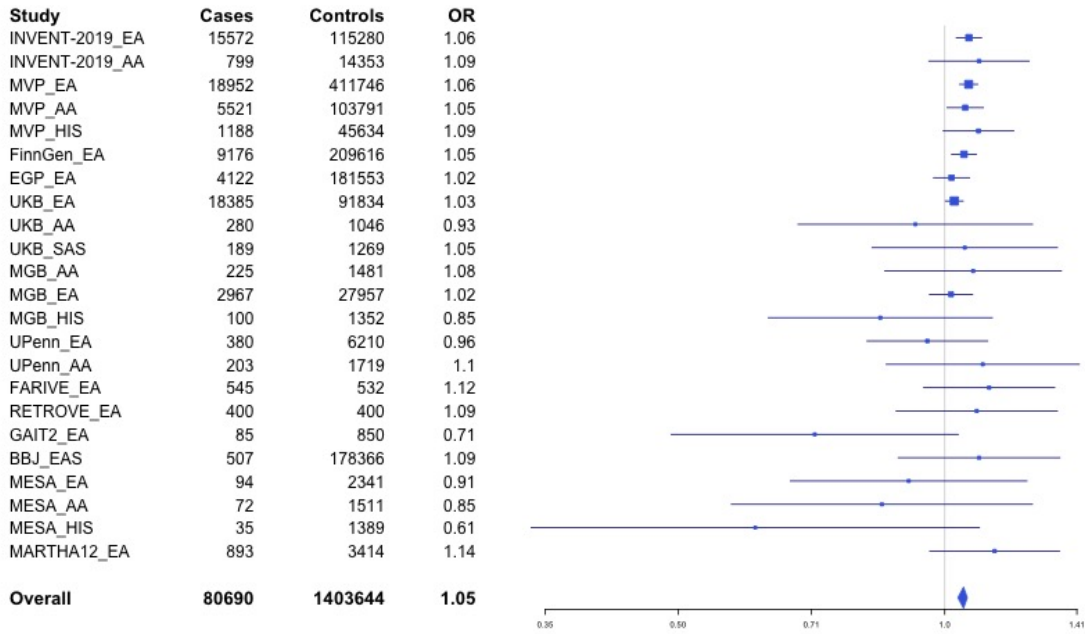
Supplementary Figure 2.81 – rs7183672 (chr15:96101018) in locus 103 (LINC00924 ;LOC105369212)



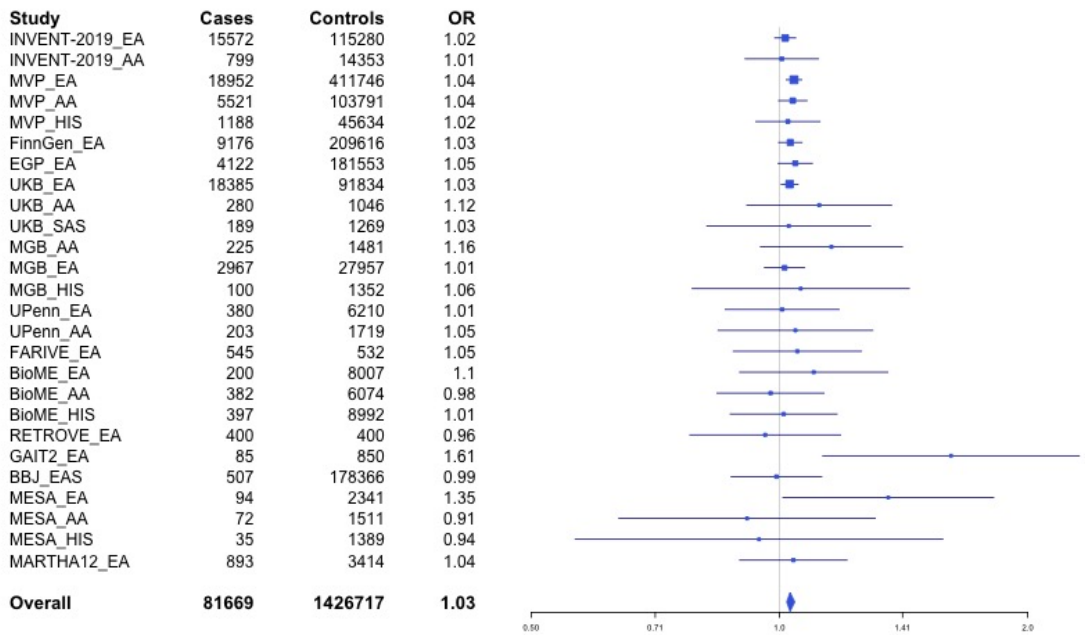
Supplementary Figure 2.82 – rs71376077 (chr16:15738114) in locus 105 (NDE1)



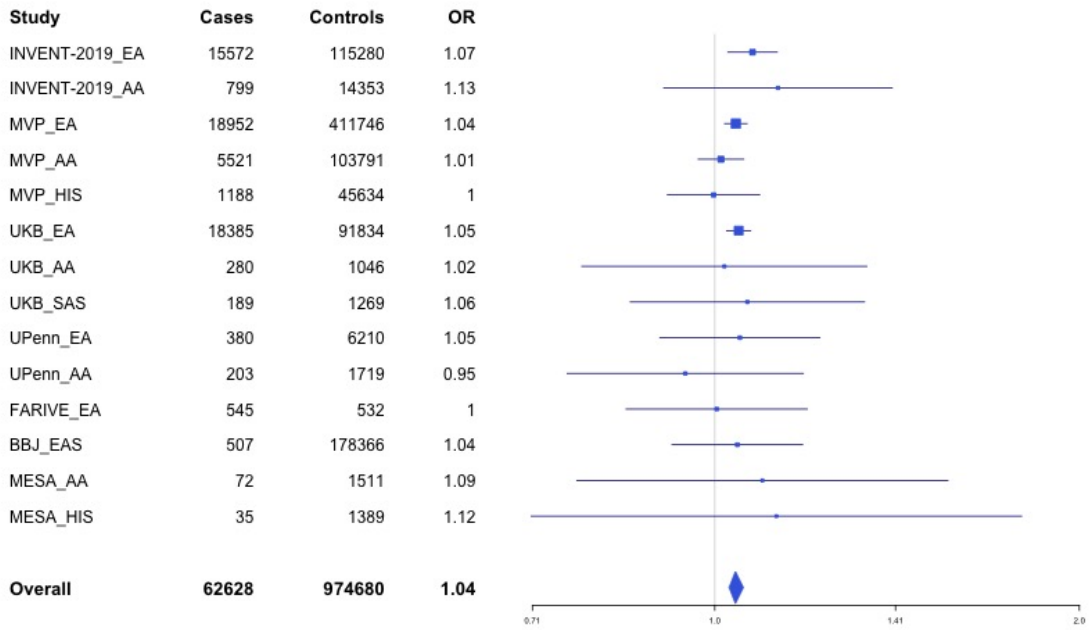
Supplementary Figure 2.83 – rs12443808 (chr16:30996871) in locus 106 (HSD3B7)



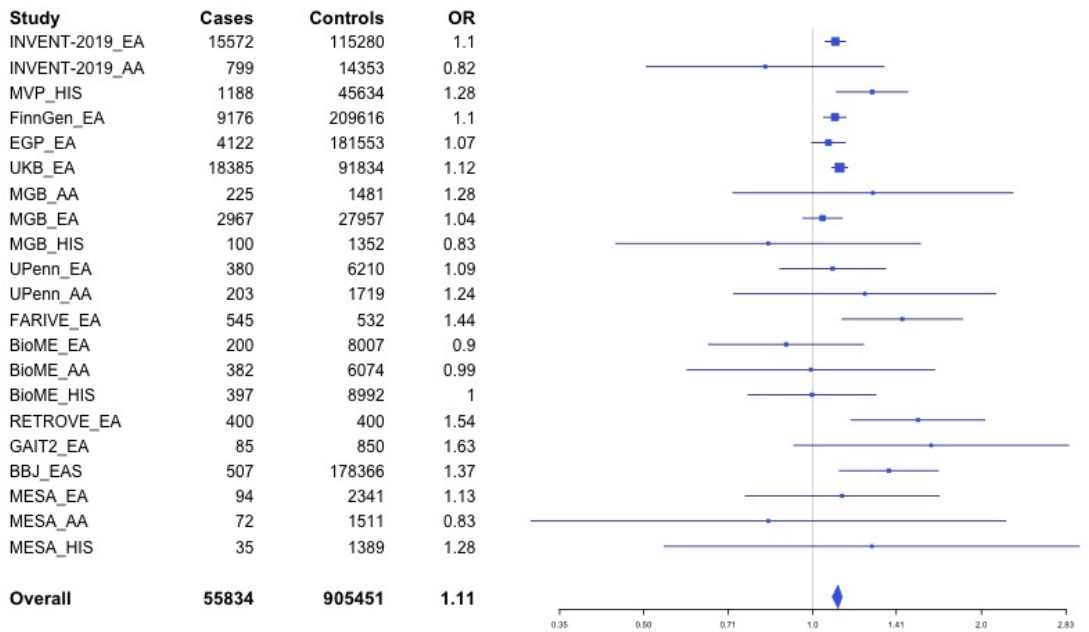
Supplementary Figure 2.84 – rs7197453 (chr16:72079127) in locus 107 (DHODH;HP)



Supplementary Figure 2.85 – rs77246010 (chr16:75429853) in locus 108 (CFDP1)

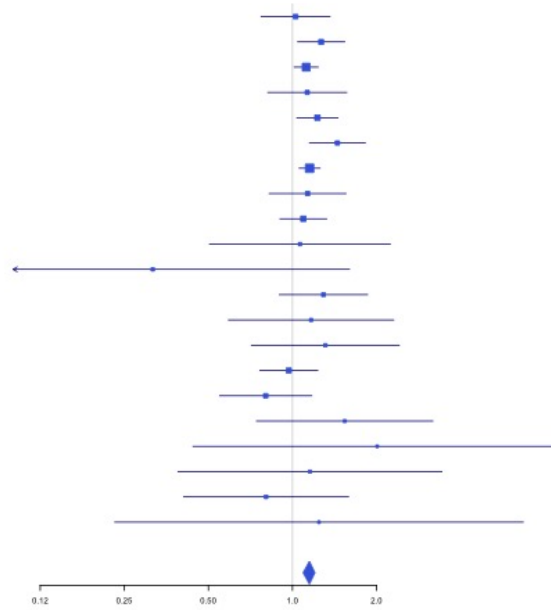


Supplementary Figure 2.86 – rs12445050 (chr16:81870969) in locus 109 (PLCG2)



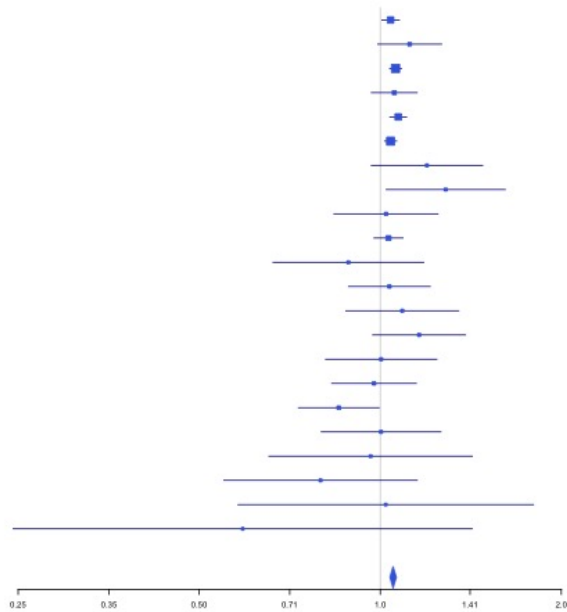
Supplementary Figure 2.87 – rs8049403 (chr16:85778651) in locus 110 (C16orf74)

Study	Cases	Controls	OR
INVENT-2019_EA	15572	115280	1.03
INVENT-2019_AA	799	14353	1.27
MVP_EA	18952	411746	1.12
MVP_HIS	1188	45634	1.13
FinnGen_EA	9176	209616	1.23
EGP_EA	4122	181553	1.45
UKB_EA	18385	91834	1.15
MGB_AA	225	1481	1.13
MGB_EA	2967	27957	1.09
MGB_HIS	100	1352	1.06
UPenn_EA	380	6210	0.32
UPenn_AA	203	1719	1.29
FARIVE_EA	545	532	1.17
BioME_EA	200	8007	1.31
BioME_AA	382	6074	0.97
BioME_HIS	397	8992	0.8
RETROVE_EA	400	400	1.54
GAIT2_EA	85	850	2.01
MESA_EA	94	2341	1.16
MESA_AA	72	1511	0.8
MESA_HIS	35	1389	1.24
Overall	74279	1138831	1.15

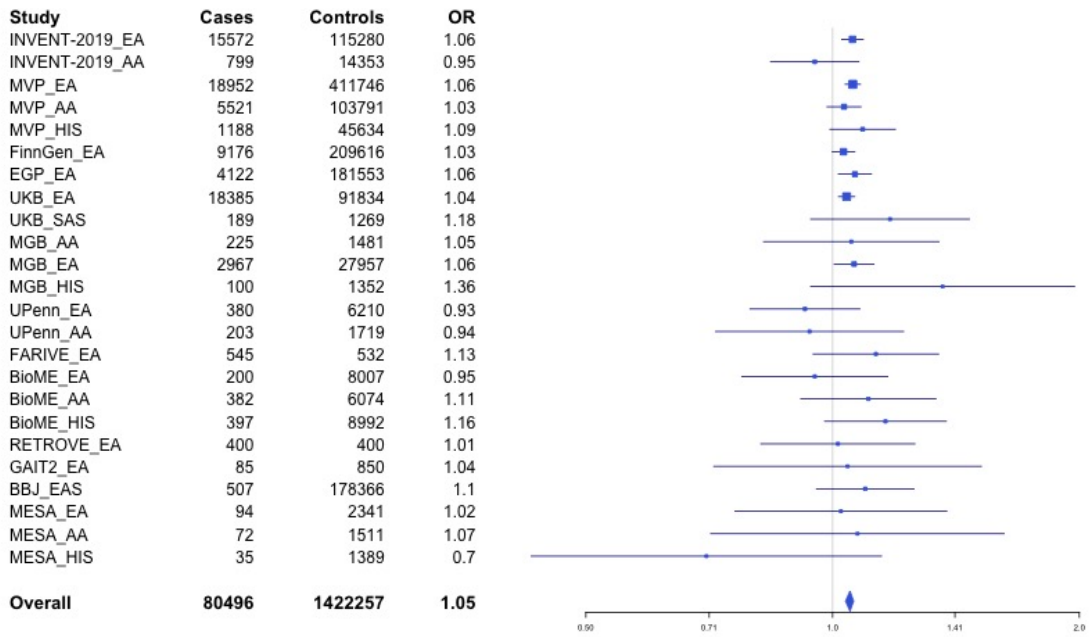


Supplementary Figure 2.88 – rs28634651 (chr16:88553198) in locus 111 (ZFPM1)

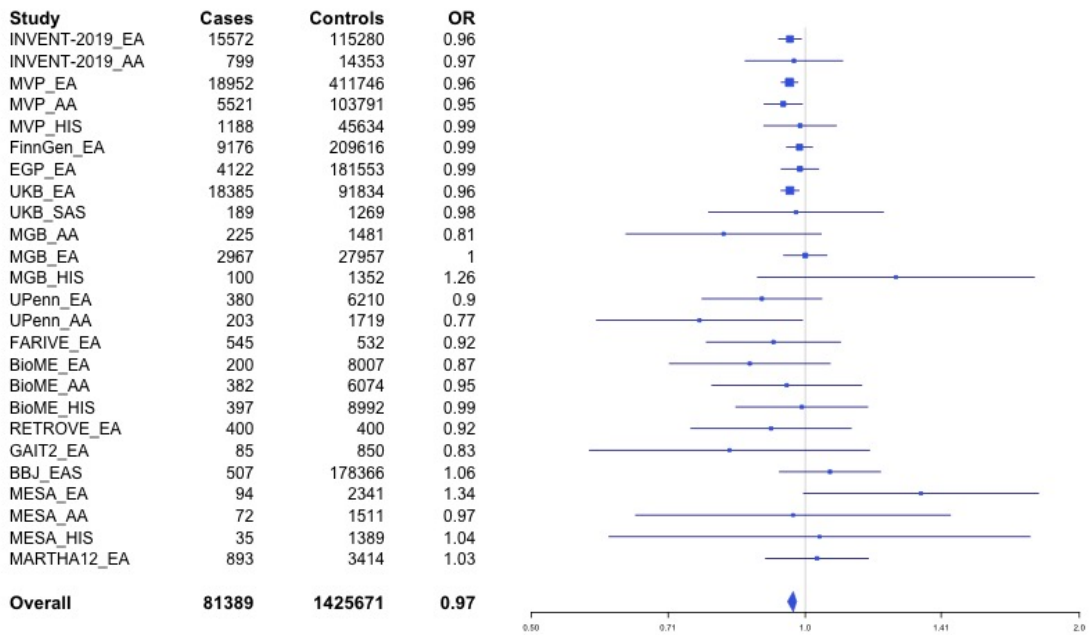
Study	Cases	Controls	OR
INVENT-2019_EA	15572	115280	1.04
INVENT-2019_AA	799	14353	1.12
MVP_EA	18952	411746	1.06
MVP_HIS	1188	45634	1.05
FinnGen_EA	9176	209616	1.07
UKB_EA	18385	91834	1.04
UKB_AA	280	1046	1.2
UKB_SAS	189	1269	1.28
MGB_AA	225	1481	1.02
MGB_EA	2967	27957	1.03
MGB_HIS	100	1352	0.88
UPenn_EA	380	6210	1.04
UPenn_AA	203	1719	1.09
FARIVE_EA	545	532	1.16
BioME_EA	200	8007	1
BioME_AA	382	6074	0.98
BioME_HIS	397	8992	0.85
RETROVE_EA	400	400	1
GAIT2_EA	85	850	0.96
MESA_EA	94	2341	0.8
MESA_AA	72	1511	1.02
MESA_HIS	35	1389	0.59
Overall	70626	959593	1.05



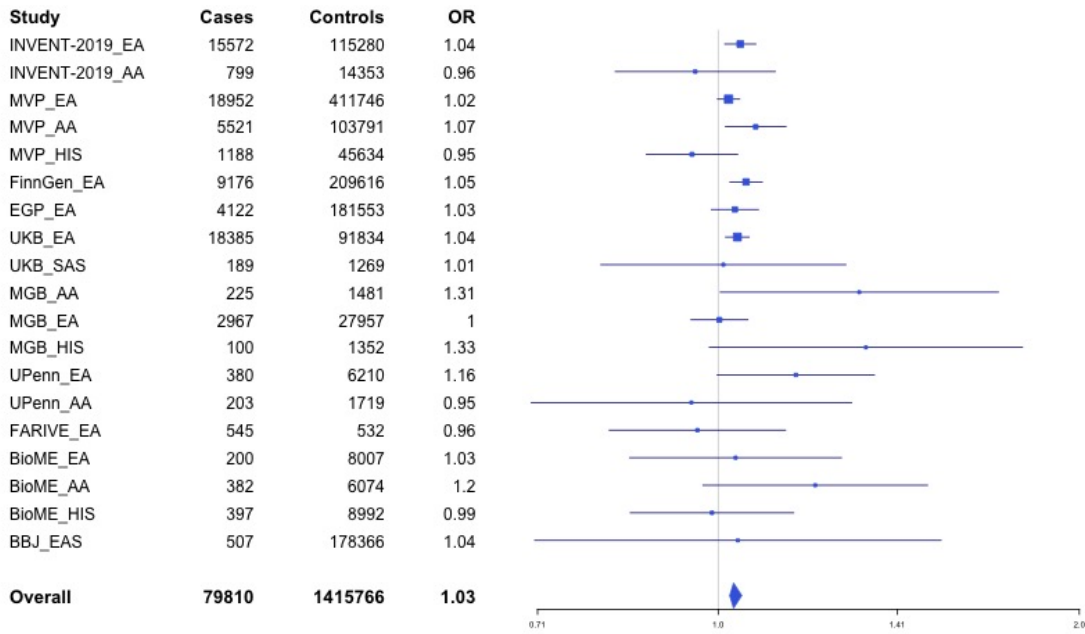
Supplementary Figure 2.89 – rs6503222 (chr17:1977862) in locus 112 (SMG6)



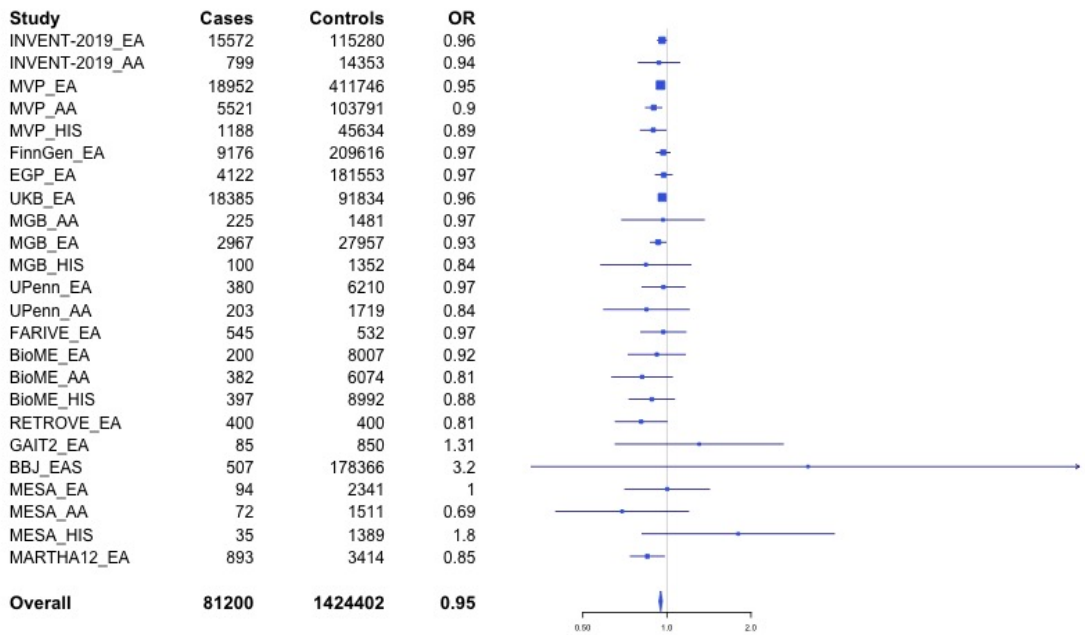
Supplementary Figure 2.90 – rs434473 (chr17:6904934) in locus 113 (ALOX12)



Supplementary Figure 2.91 – rs71138827 (chr17:27833678) in locus 114 (TAOK1)

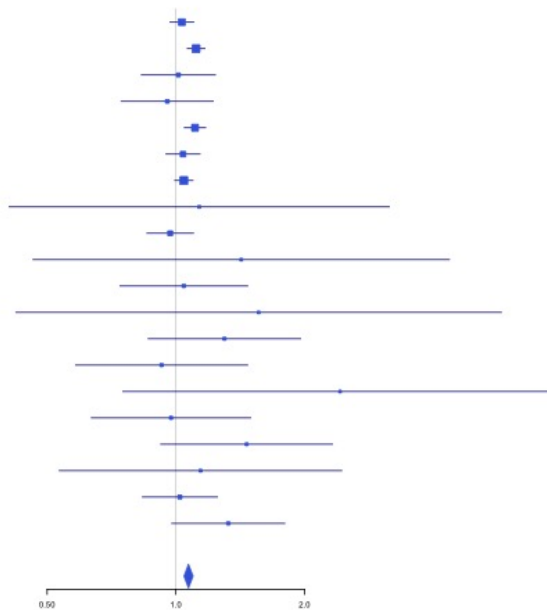


Supplementary Figure 2.92 – rs62054822 (chr17:43927708) in locus 115 (MAPT-AS1)



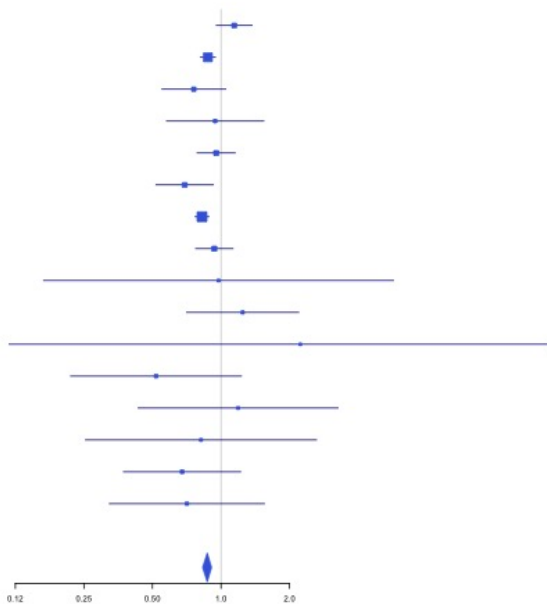
Supplementary Figure 2.93 – rs1801690 (chr17:64208285) in locus 116 (APOH)

Study	Cases	Controls	OR
INVENT-2019_EA	15572	115280	1.03
MVP_EA	18952	411746	1.11
MVP_AA	5521	103791	1.01
MVP_HIS	1188	45634	0.95
FinnGen_EA	9176	209616	1.11
EGP_EA	4122	181553	1.04
UKB_EA	18385	91834	1.04
MGB_AA	225	1481	1.13
MGB_EA	2967	27957	0.97
MGB_HIS	100	1352	1.42
UPenn_EA	380	6210	1.04
UPenn_AA	203	1719	1.56
FARIVE_EA	545	532	1.3
BioME_EA	200	8007	0.93
BioME_AA	382	6074	2.42
BioME_HIS	397	8992	0.97
RETROVE_EA	400	400	1.46
GAIT2_EA	85	850	1.14
BBJ_EAS	507	178366	1.02
MARTHA12_EA	893	3414	1.33
Overall	80200	1404808	1.07



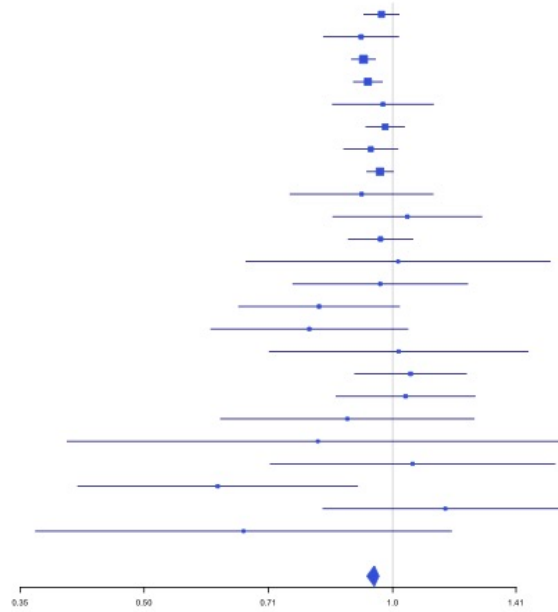
Supplementary Figure 2.94 – rs573431210 (chr17:67276383) in locus 117 (ABCA5)

Study	Cases	Controls	OR
INVENT-2019_EA	15572	115280	1.14
MVP_EA	18952	411746	0.88
MVP_AA	5521	103791	0.76
MVP_HIS	1188	45634	0.94
FinnGen_EA	9176	209616	0.95
EGP_EA	4122	181553	0.69
UKB_EA	18385	91834	0.82
MGB_EA	2967	27957	0.93
MGB_HIS	100	1352	0.98
UPenn_EA	380	6210	1.24
UPenn_AA	203	1719	2.23
FARIVE_EA	545	532	0.52
BioME_EA	200	8007	1.19
BioME_AA	382	6074	0.82
BioME_HIS	397	8992	0.67
MARTHA12_EA	893	3414	0.71
Overall	78983	1223711	0.87



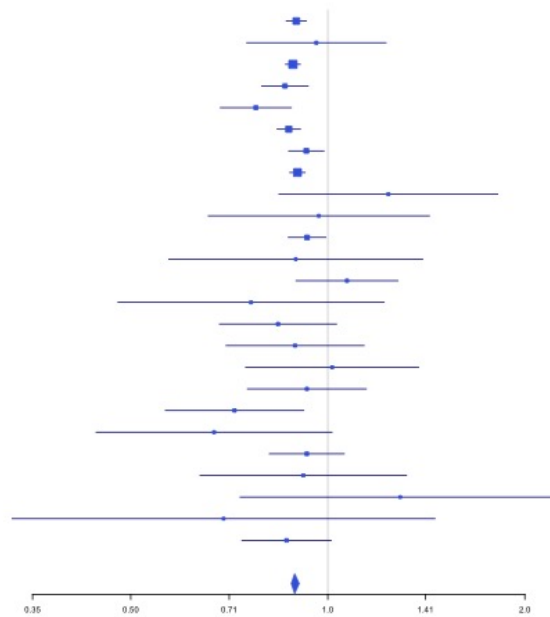
Supplementary Figure 2.95 – rs59277920 (chr19:6077231) in locus 118 (RFX2)

Study	Cases	Controls	OR
INVENT-2019_EA	15572	115280	0.97
INVENT-2019_AA	799	14353	0.92
MVP_EA	18952	411746	0.92
MVP_AA	5521	103791	0.93
MVP_HIS	1188	45634	0.97
FinnGen_EA	9176	209616	0.98
EGP_EA	4122	181553	0.94
UKB_EA	18385	91834	0.97
UKB_AA	280	1046	0.92
MGB_AA	225	1481	1.04
MGB_EA	2967	27957	0.97
MGB_HIS	100	1352	1.02
UPenn_EA	380	6210	0.97
UPenn_AA	203	1719	0.81
FARIVE_EA	545	532	0.79
BioME_EA	200	8007	1.02
BioME_AA	382	6074	1.05
BioME_HIS	397	8992	1.04
RETROVE_EA	400	400	0.88
GAIT2_EA	85	850	0.81
BBJ_EAS	507	178366	1.06
MESA_EA	94	2341	0.61
MESA_AA	72	1511	1.16
MESA_HIS	35	1389	0.66
Overall	80587	1422034	0.95



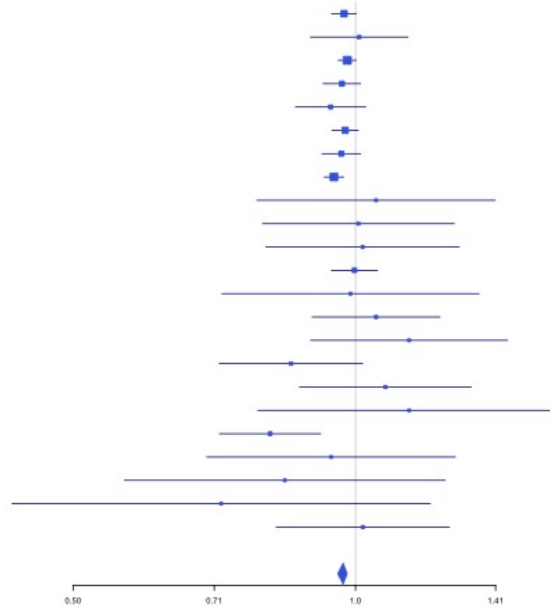
Supplementary Figure 2.96 – rs8110055 (chr19:10739143) in locus 119 (SLC44A2)

Study	Cases	Controls	OR
INVENT-2019_EA	15572	115280	0.9
INVENT-2019_AA	799	14353	0.96
MVP_EA	18952	411746	0.88
MVP_AA	5521	103791	0.86
MVP_HIS	1188	45634	0.78
FinnGen_EA	9176	209616	0.87
EGP_EA	4122	181553	0.93
UKB_EA	18385	91834	0.9
UKB_SAS	189	1269	1.24
MGB_AA	225	1481	0.97
MGB_EA	2967	27957	0.93
MGB_HIS	100	1352	0.89
UPenn_EA	380	6210	1.07
UPenn_AA	203	1719	0.76
FARIVE_EA	545	532	0.84
BioME_EA	200	8007	0.89
BioME_AA	382	6074	1.02
BioME_HIS	397	8992	0.93
RETROVE_EA	400	400	0.72
GAIT2_EA	85	850	0.67
BBJ_EAS	507	178366	0.93
MESA_EA	94	2341	0.92
MESA_AA	72	1511	1.29
MESA_HIS	35	1389	0.69
MARTHA12_EA	893	3414	0.87
Overall	81389	1425671	0.89



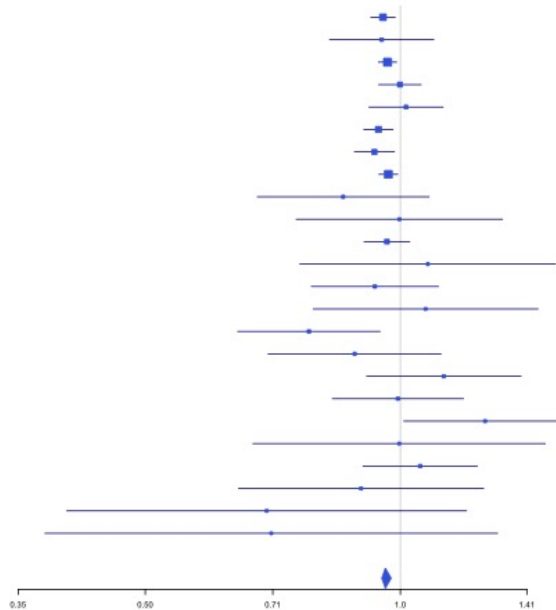
Supplementary Figure 2.97 – rs889139 (chr19:33889369) in locus 120 (PEPD)

Study	Cases	Controls	OR
INVENT-2019_EA	15572	115280	0.97
INVENT-2019_AA	799	14353	1.01
MVP_EA	18952	411746	0.98
MVP_AA	5521	103791	0.97
MVP_HIS	1188	45634	0.94
FinnGen_EA	9176	209616	0.97
EGP_EA	4122	181553	0.97
UKB_EA	18385	91834	0.95
UKB_AA	280	1046	1.05
UKB_SAS	189	1269	1.01
MGB_AA	225	1481	1.02
MGB_EA	2967	27957	1
MGB_HIS	100	1352	0.99
UPenn_EA	380	6210	1.05
UPenn_AA	203	1719	1.14
FARIVE_EA	545	532	0.85
RETROVE_EA	400	400	1.08
GAIT2_EA	85	850	1.14
BBJ_EAS	507	178366	0.81
MESA_EA	94	2341	0.94
MESA_AA	72	1511	0.84
MESA_HIS	35	1389	0.72
MARTHA12_EA	893	3414	1.02
Overall	80690	1403644	0.97

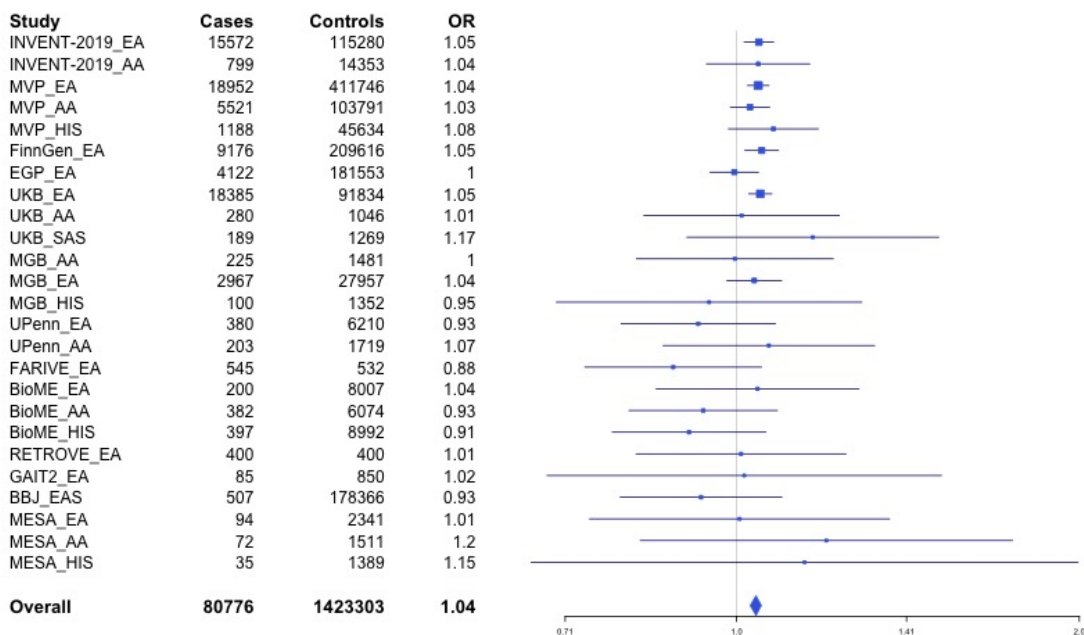


Supplementary Figure 2.98 – rs2545774 (chr19:41287674) in locus 121 (RAB4B)

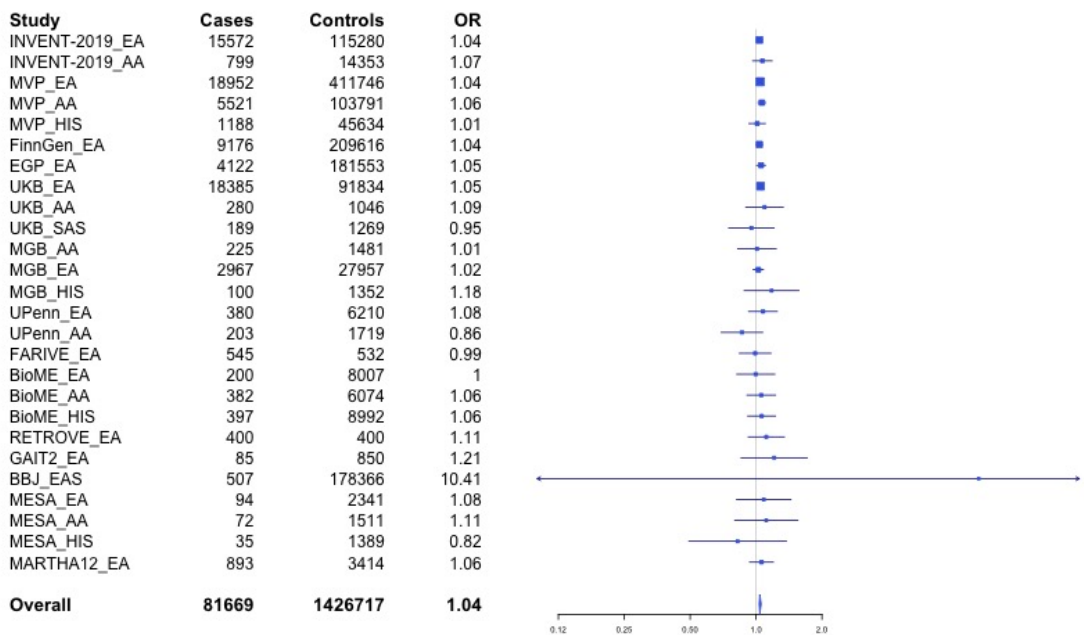
Study	Cases	Controls	OR
INVENT-2019_EA	15572	115280	0.95
INVENT-2019_AA	799	14353	0.95
MVP_EA	18952	411746	0.97
MVP_AA	5521	103791	1
MVP_HIS	1188	45634	1.02
FinnGen_EA	9176	209616	0.94
EGP_EA	4122	181553	0.93
UKB_EA	18385	91834	0.97
UKB_SAS	189	1269	0.86
MGB_AA	225	1481	1
MGB_EA	2967	27957	0.96
MGB_HIS	100	1352	1.08
UPenn_EA	380	6210	0.93
UPenn_AA	203	1719	1.07
FARIVE_EA	545	532	0.78
BioME_EA	200	8007	0.88
BioME_AA	382	6074	1.13
BioME_HIS	397	8992	0.99
RETROVE_EA	400	400	1.26
GAIT2_EA	85	850	1
BBJ_EAS	507	178366	1.06
MESA_EA	94	2341	0.9
MESA_AA	72	1511	0.7
MESA_HIS	35	1389	0.7
Overall	80496	1422257	0.96



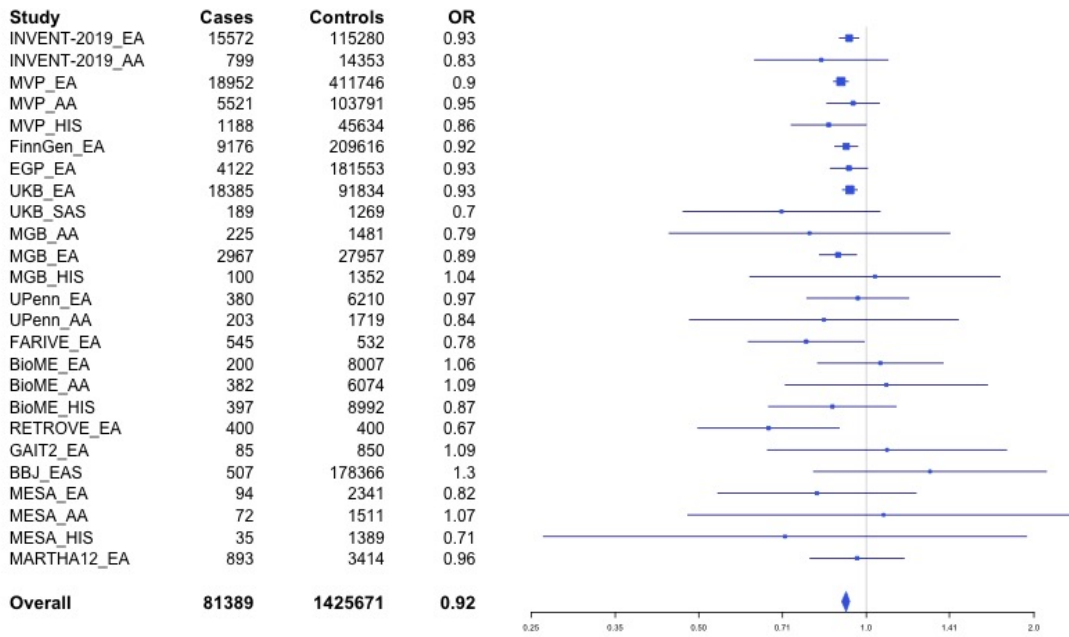
Supplementary Figure 2.99 – rs8108474 (chr19:46301479) in locus 122 (RSPH6A)



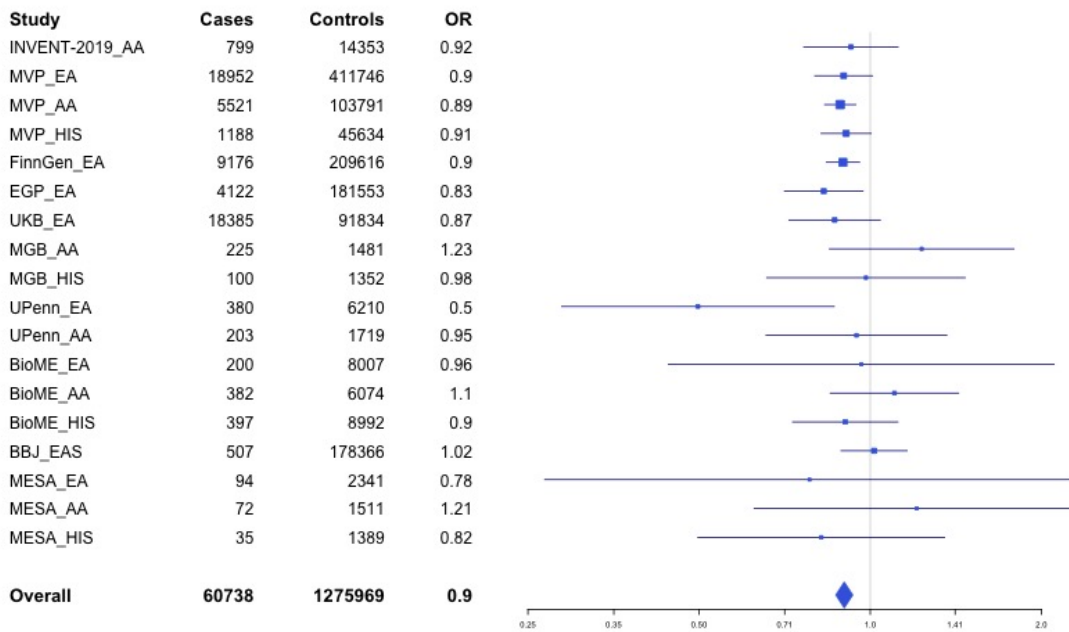
Supplementary Figure 2.100 – rs2638282 (chr19:49213833) in locus 123 (FUT2;MAMSTR)



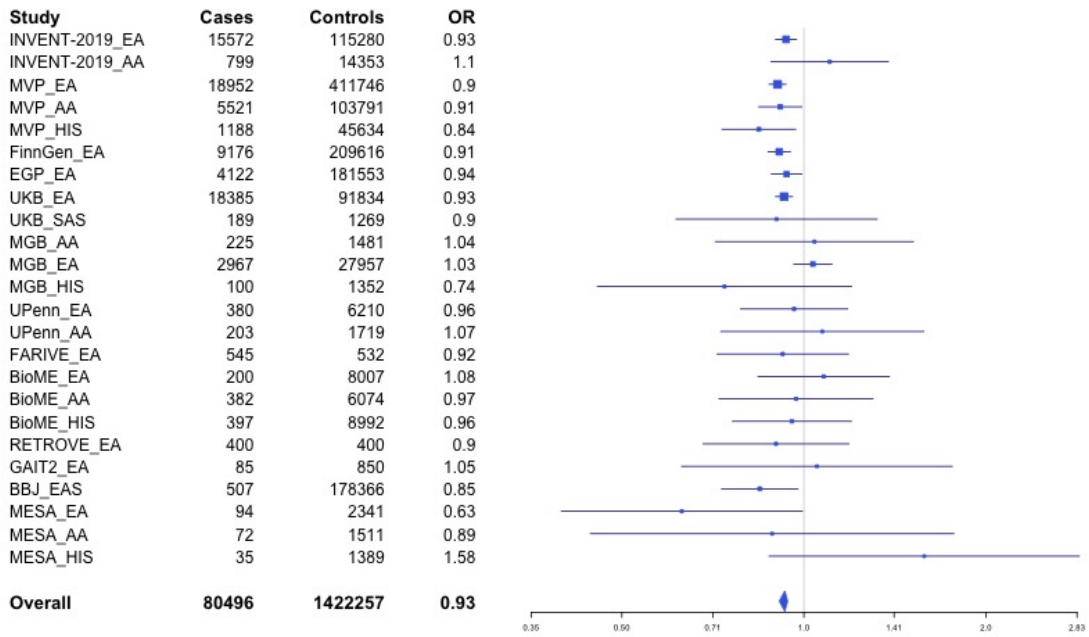
Supplementary Figure 2.101 – rs1654425 (chr19:55538980) in locus 124 (GP6)



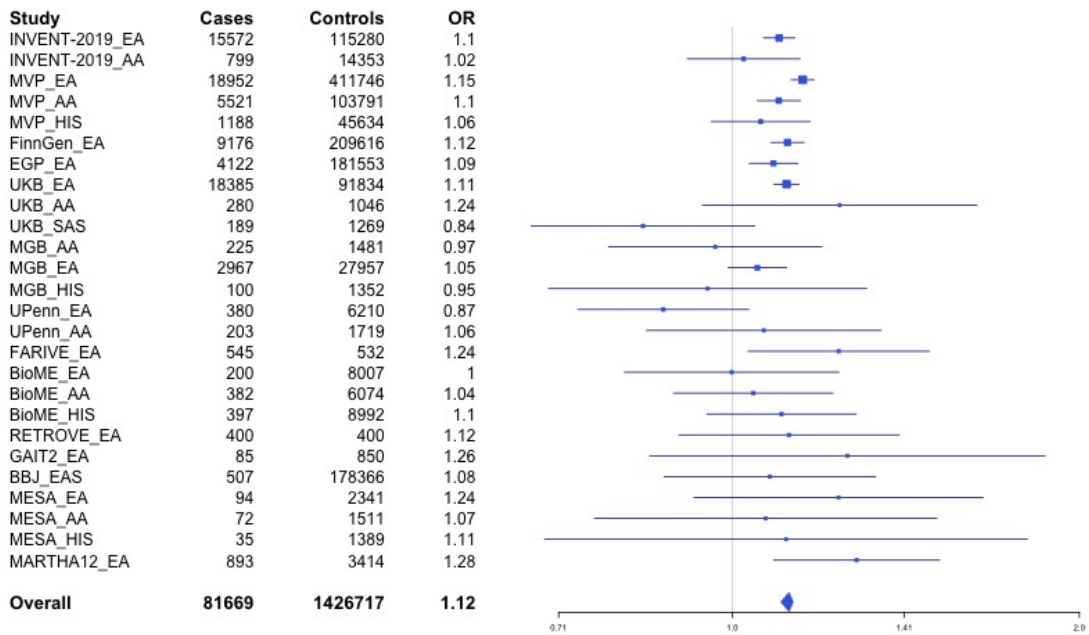
Supplementary Figure 2.102 – rs2631628 (chr19:56645250) in locus 125 (ZNF787;ZNF444)



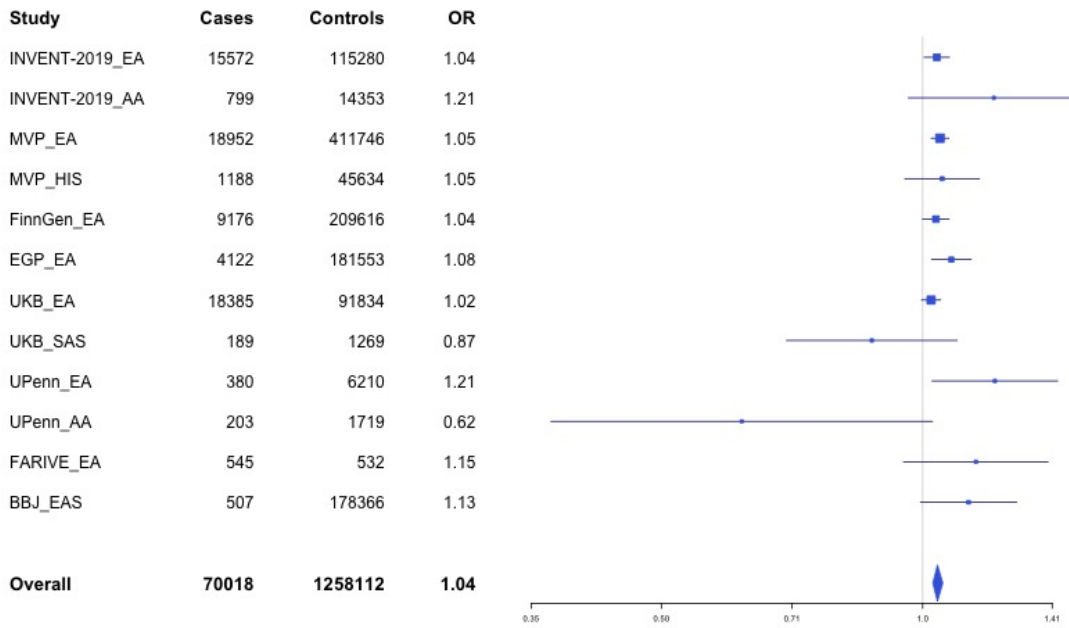
Supplementary Figure 2.103 – rs117390891 (chr20:23168526) in locus 126 (LINC00656;NXT1)



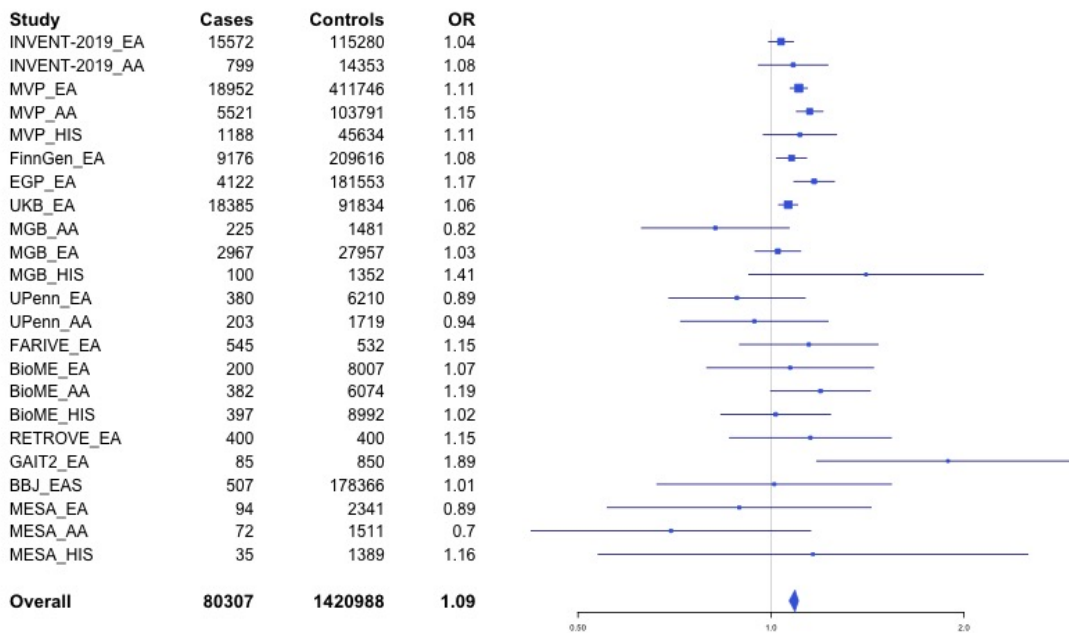
Supplementary Figure 2.104 – rs6060288 (chr20:33772243) in locus 127 (MMP24-AS1-EDEM2)



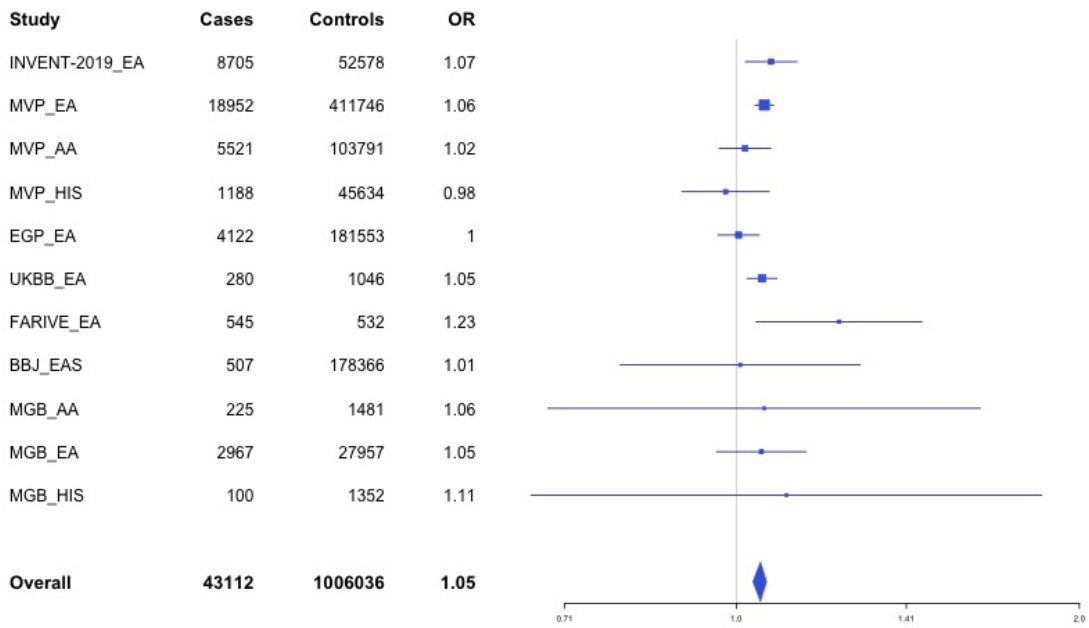
Supplementary Figure 2.105 – rs3070580 (chr22:33165231) in locus 129 (SYN3)



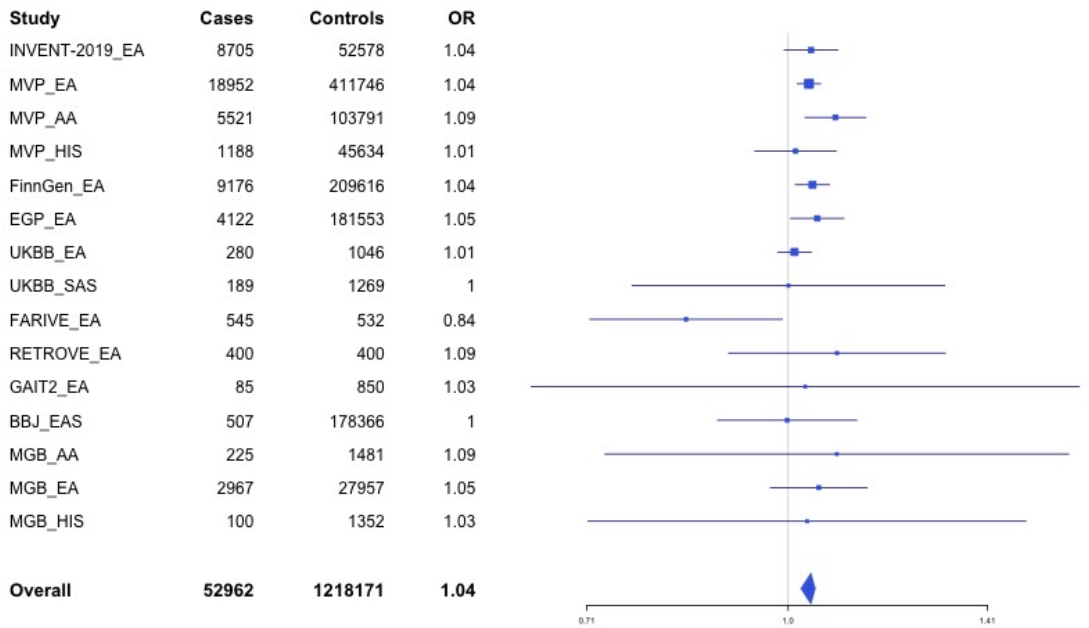
Supplementary Figure 2.106 – rs9611844 (chr22:43115776) in locus 130 (A4GALT)



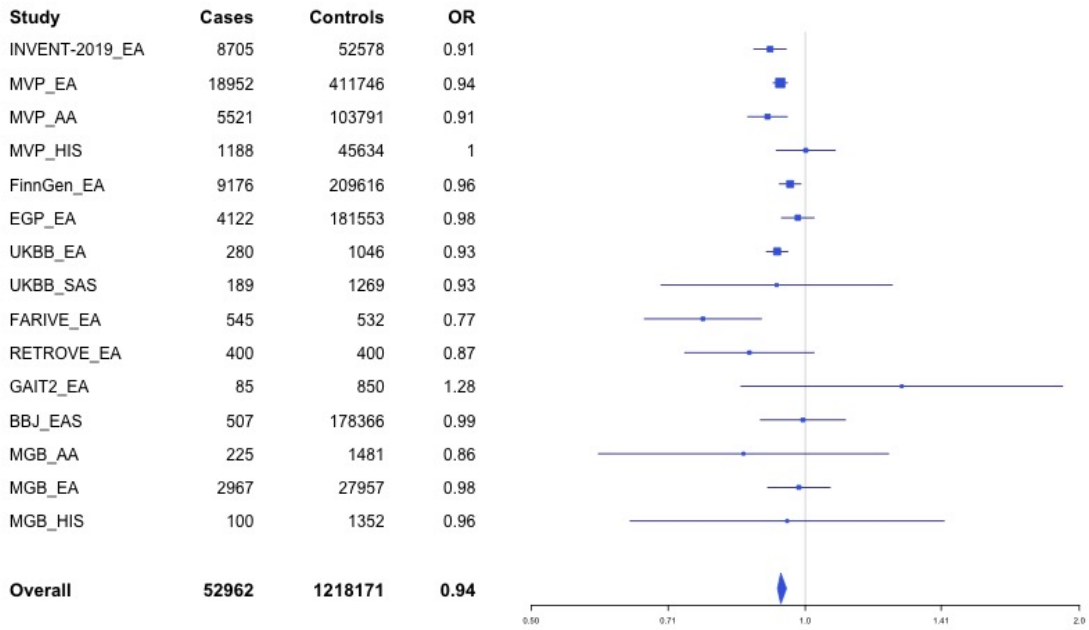
Supplementary Figure 2.107 – rs12388118 (chr23:11380742) in locus 131 (ARHGAP6)



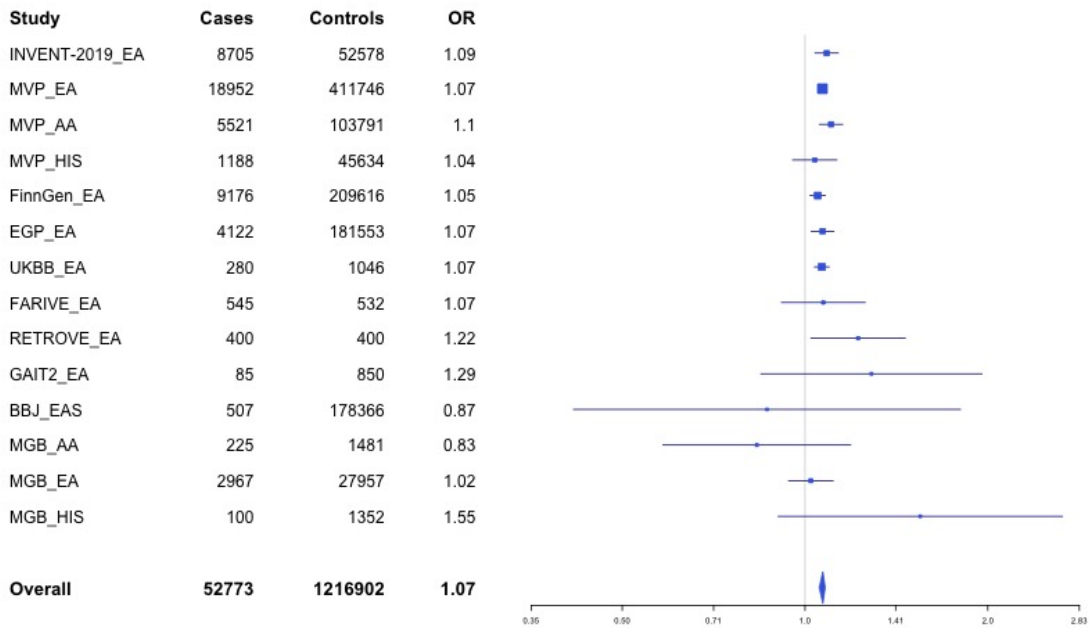
Supplementary Figure 2.108 – rs6632109 (chr23:34894638) in locus 132 (TMEM47;FAM47B)



Supplementary Figure 2.109 – rs3002416 (chr23:39710195) in locus 133 (MIR1587;BCOR)



Supplementary Figure 2.110 – rs6048 (chr23:138633280) in locus 134 (F9)



Supplementary Figure 2.111 – rs2084408 (chr23:154346709) in locus 135 (BRCC3)

