

SUPPLEMENTARY MATERIAL

Optimizing antibiotic use in Indonesia: a systematic review and synthesis of current evidence to inform opportunities for intervention

Table and Contents

Supplementary Material	Page
Methods	3
Table S1. Search terms	3
Table S2. Quality assessment criteria for study inclusion	3
Results	5
Table S3. Characteristics of included studies	5
Table S4. Summary of studies on antibiotic consumption based on Defined Daily Dose (DDD)	11
Figure S1. Forest plot of 20 reports on the defined daily dose (DDD) of total antibiotic use	13
Figure S2. Results of leave-one-out sensitivity analysis for meta-analysis of the defined daily dose (DDD) of total antibiotic use.	13
Figure S3. Funnel plot indicating evidence of publication bias (as shown by asymmetry) for meta-analysis of the defined daily dose (DDD) of total antibiotic use	13
Table S5. Summary of studies on appropriateness of antibiotic prescribing (according to Gyssens method)	14
Table S6. Summary of studies on appropriateness of antibiotic prescribing (according to reference guidelines)	16
Figure S4. Forest plot showing results of meta-analysis on the overall appropriateness of antibiotic prescribing according to Gyssens method (18 reports)	18
Figure S5. Results of leave-one-out sensitivity analysis for meta-analysis on the overall appropriateness of antibiotic prescribing according to Gyssens method	18
Figure S6. Results of sensitivity analysis for meta-analysis on the overall appropriateness of antibiotic prescribing according to Gyssens method by using alternative methods other than generalized linear mixed model (GLMM) method	18
Figure S7. Funnel plot for the meta-analysis on the overall appropriateness of antibiotic prescribing according to Gyssens method	19
Figure S8. Summary forest plot of 19 reports on the appropriateness of antibiotic prescribing according to the “duration” indicator in the reference guidelines	19
Figure S9. Summary forest plot of 27 reports on the appropriateness of antibiotic prescribing according to the “drug choice” indicator in the reference guidelines	20
Figure S10. Summary forest plot of 27 reports on the appropriateness of antibiotic prescribing according to the “dose” indicator in the reference guidelines	20
Figure S11. Summary forest plot of 6 reports on the appropriateness of antibiotic prescribing according to the “overall rational use” indicator in the reference guidelines	21
Figure S12. Summary forest plot of 9 reports on the appropriateness of antibiotic prescribing according to the “no contraindication/allergy label” indicator in the reference guidelines	21
Figure S13. Summary forest plot of 16 reports on the appropriateness of antibiotic prescribing according to the “indications” indicator in the reference guidelines	22
Figure S14. Summary forest plot of 13 reports on the appropriateness of antibiotic prescribing according to the “dosing frequency” indicator in the reference guidelines	22
Figure S15. Summary forest plot of 9 reports on the appropriateness of antibiotic prescribing according to the “administration route” indicator in the reference guidelines	23
Table S7. Summary of studies on knowledge, attitudes and perceptions regarding antibiotic use	24
Table S8. Summary of findings of the knowledge, attitudes and practice surveys	26
Reference list of all reports included in the systematic review	32

METHODS

Table S1. Search terms

Database	Keywords
PubMed	("Anti-Bacterial Agents"[Mesh] OR "Antibiotic Prophylaxis"[Mesh]) OR (("anti-bacterial"[tiab] OR "antibiotic"[tiab] OR "antimicrobial"[tiab]) AND ("use"[tiab] OR "usage"[tiab] OR "prescription"[tiab] OR "prescribing"[tiab] OR "consumption"[tiab] OR "dispensing"[tiab] OR "stewardship"[tiab])) AND ("Indonesia"[tiab] OR "Indonesia"[MeSH])
EMBASE	((antibiotic or antimicrobial or antibacterial) and (us* or consum* or prescri* or dispensi* or stewardship) and indonesia) not animal not environment not plant not cancer not chemotherapy not carriage not etiology not susceptib* not molecular not vaccine not probiotic).ti,ab.
Google Scholar	indonesia antibiotic antimicrobial use usage prescription prescribing consumption dispensing stewardship - animal -environment -plant -cancer -chemotherapy -carriage -etiology -susceptible -susceptibility -molecular -vaccine -probiotic
Neliti	(antibiotik)
Garba Rujukan Digital (Garuda)	antibiotik (in title)

Table S2. Quality assessment criteria for study inclusion

No	Items	Antibiotic consumption	Antibiotic appropriateness	Antimicrobial stewardship	Knowledge, attitudes, practices
STROBE checklist core items					
1	Presents key elements of study design early in the paper (item 4)	•	•	•	•
2	Describe the setting, locations, and relevant dates, including periods of recruitment, exposure, follow-up, and data collection (item 5)	•	•	•	•
3	Give the eligibility criteria, and the sources and methods of selection of participants (item 6)	•	•	•	•
4	For each variable of interest, give sources of data and details of methods of assessment (measurement) (item 8)	•	•	•	•
5	Explain how the study size was arrived at (item 10)	•	•	•	•
6	Report numbers of individuals at each stage of study—e.g., numbers potentially eligible, examined for eligibility, confirmed eligible, included in the study, completing follow-up, and analysed (item 13)	•	•	•	•
7	Give characteristics of study participants (e.g., demographic, clinical, social) and information	•	•	•	•

No	Items	Antibiotic consumption	Antibiotic appropriateness	Antimicrobial stewardship	Knowledge, attitudes, practices
	on exposures and potential confounders (item 14)				
Additional theme-specific items					
8	Minimum study sample size	50	50		100
9	DDD method correctly applied ^a	•			
10	Gyssens flowchart method correctly applied (including evaluation by at least 2 independent expert reviewers) ^b		•		
11	Reference prescribing guidelines specified		•		
12	Survey questionnaire/questions available in paper		•		•
13	Information that is crucial for data interpretation is missing or conflicting	•	•	•	•

Abbreviations: DDD, defined daily dose; ^a Definitions and general considerations available from: https://www.whocc.no/ddd/definition_and_general_considera/; ^b Gyssens IC, J Antimicrob Chemother 1992;30:724–7; Van Der Meer JWM, Clin Microbiol Infect 2001;suppl6:12

RESULTS

Table S3. Characteristics of included studies

Table S3a. Antibiotic consumption (20 studies)

No	Author	Year of publication	Year of Study	City, province	Island	Healthcare level	Healthcare sector	Age groups	Study population	No. of population	Study design
1	Andriani ¹	2020	2018-2019	Jambi, Jambi	Sumatra	Primary	Public	Adults	Outpatients	462	Cross-sectional
2	Dirga ^{2,*}	2021	2017	Lampung, Lampung	Sumatra	Secondary	Public	Adults	Internal medicine inpatients	164	Cross-sectional
3	Hadi ^{3,*}	2008	2003-2004	Surabaya, East Java	Java	Tertiary	Public	Adults	Fever inpatients (pre-intervention)	212	Quasi-experimental
4	Herawati ⁴	2019	2016	Surabaya, East Java	Java	Secondary	Private	Adults	Surgery inpatients	343	Cross-sectional
5	Kartika ^{5,*}	2019	2018	Semarang, Central Java	Java	Secondary	Public	Adults	Internal medicine inpatients (pre-intervention)	50	Quasi-experimental
6	Kusuma ⁶	2016	2013	Banyumas, Central Java	Java	Secondary	Public	Adults	Ob/Gyn inpatients	247	Cross-sectional
7	Mahmudah ⁷	2016	2013	Bandung, West Java	Java	Secondary	Private	Adults	Digestive surgery inpatients	208	Cross-sectional
8	Massey ⁸	2021	2019	Mataram, West Nusa Tenggara	Nusa Tenggara	Secondary	Public	Adults	Surgery inpatients	323	Cross-sectional
9	Muliani ⁹	2021	2019	Surabaya, East Java	Java	Secondary	Private	Adults	Surgery inpatients	164	Cross-sectional
10	Narulita ^{10,*}	2020	2018-2019	Pamekasan, East Java	Java	Secondary	Public	Adults	Surgery inpatients (pre-intervention)	200	Quasi-experimental
11	Perdaka ¹¹	2020	2017-2018	Jambi, Jambi	Sumatra	Primary	Public	Adults	Outpatients	1255	Cross-sectional
12	Pradipta ¹²	2015	2008-2010	Bandung, West Java	Java	Primary	Public	Adults	Outpatients	5,178,106	Cross-sectional
13	Pratama ¹³	2019	2016-2017	Surabaya, East Java	Java	Secondary	Public	Adults	Surgery inpatients	463	Cross-sectional
14	Putri ¹⁴	2021	2016-2018	Yogyakarta, DIY	Java	Secondary	Private	Adults	Adult inpatients with pneumonia	251	Cross-sectional
15	Rachmawati ¹⁵	2020	2017	Pasuruan, East Java	Java	Secondary	Public	Adults	Internal medicine inpatients	973	Cross-sectional
16	Sholih ¹⁶	2019	2018	Karawang, West Java	Java	Primary	Public	Adults	Inpatients	81	Cross-sectional
17	Susanto ¹⁷	2019	2017-2018	Pekanbaru, Riau	Sumatra	Secondary	Private	Adults	Inpatients (pre-intervention)	5,319	Quasi-experimental

No	Author	Year of publication	Year of Study	City, province	Island	Healthcare level	Healthcare sector	Age groups	Study population	No. of population	Study design
18	Trisia ¹⁸	2020	2017-2018	Jambi, Jambi	Sumatra	Primary	Public	Adults	Outpatients	4,053	Cross-sectional
19	Wikantiananda ¹⁹	2019	2016	(City NA), West Java	Java	Tertiary	Public	Adults	Intensive Care Unit inpatients	57	Cross-sectional
20	Yulia ²⁰	2017	2016	Surabaya, East Java	Java	Secondary	Private	Adults	Inpatients	695	Cross-sectional

*Studies included in multiple domains.

Abbreviations: NA, Not applicable/available, DIY, Daerah Istimewa Yogyakarta; Ob/Gyn, obstetrics and gynaecology

Table S3b. Prescribing appropriateness (49 studies)

No	First author	Year of publication	Year of study	City, Province	Island	Health care level	Healthcare sector	Age groups	Study population	No. of prescription ^a	Study design
Gyssens method											
1	Adani ²¹	2015	2014	Semarang, Central Java	Java	Primary	Public	Children	Paediatric inpatients	173	Cross-sectional
2	Aljufri ²²	2021	2017-2019	Semarang, Central Java	Java	Tertiary	Public	Adults	Inpatients with pneumonia	98	Cross-sectional
3	Anggraini ²³	2018	2014	Pontianak, West Kalimantan	Kalimantan	Primary	Public	Mixed	Typhoid inpatients	62	Cross-sectional
4	Hanifah ²⁴	2018	2017	Semarang, Central Java	Java	Secondary	Private	Mixed	Typhoid inpatients	98	Cross-sectional
5	Hardiana ²⁵	2021	2019	Jakarta, DKI Jakarta	Java	Tertiary	Public	Adults	Inpatients with pneumonia	88	Cross-sectional
6	Ibrahim ²⁶	2020	2019	Surabaya, East Java	Java	Tertiary	Public	Adults	Inpatients with infection	84	Cross-sectional
7	Inez ²⁷	2019	2018	Tanjungpura, West Kalimantan	Kalimantan	Secondary	Public	Children	Inpatients	63	Quasi-experimental
8	Kartika ^{5,*}	2019	2018	Semarang, Central Java	Java	Secondary	Public	Adults	Internal medicine inpatients	50	Quasi-experimental
9	Maakh ²⁸	2019	2018	Atambua, East Nusa Tenggara	Nusa Tenggara	Secondary	Public	Adults	Ob/Gyn inpatients	100	Cross-sectional
10	Magdalena ²⁹	2018	2017	Pekanbaru, Riau	Sumatra	Secondary	Private	Adults	ICU and medical ward inpatients	877	Cross-sectional
11	Muthoharoh ³⁰	2018	2017	Pekalongan, Central Java	Java	Secondary	Public	Mixed	Surgical inpatients	100	Cross-sectional
12	Purwaningsih ³¹	2015	2014-2015	Semarang, Central Java	Java	Secondary	Private	Children	Inpatients	385	Cross-sectional
13	Rosdiana ^{32,*}	2018	2016	Pekanbaru, Riau	Sumatra	Secondary	Public	Adults	Inpatients	92	Quasi-experimental
14	Setiawan ³³	2018	2016	Surabaya, East Java	Java	Tertiary	Public	Adults	ICU inpatients	110	Cross-sectional

No	First author	Year of publication	Year of study	City, Province	Island	Health care level	Health care sector	Age groups	Study population	No. of prescriptions ^a	Study design
15	Sumiwi ³⁴	2014	2013	Bandung, West Java	Java	NA	NA	Adults	Digestive surgery inpatients	344	Cross-sectional
16	Sutrisno ³⁵	2013	2011-2012	Yogyakarta, DIY DIY	Java	Tertiary	Public	Adults	Pneumonia inpatients	57	Cross-sectional
17	Waridiarto ³⁶	2015	2015	Semarang, Central Java	Java	Tertiary	Public	Adults	Orthopaedic inpatients	150	Cross-sectional
18	Yoanitha ³⁷	2018	2016	Bandung, West Java	Java	Tertiary	Public	Adults	Ob/Gyn inpatients	236	Cross-sectional
Reference guidelines											
19	Andrajati ³⁸	2016	2012	Depok, West Java	Java	Primary	Public	Mixed	Outpatients with various indications	392	Cross-sectional
20	Anggraini ³⁹	2020	2013	Jakarta, DKI Jakarta	Java	NA	Public	Adults	Pre-surgical inpatients	837	Cross-sectional
21	Bakhtiar ⁴⁰	2019	2018	Sorong, West Papua	Papua	Secondary	Public	Adults	Post-surgical inpatients	83	Cross-sectional
22	Benua ⁴¹	2019	2018	Poso, Central Sulawesi	Sulawesi	Primary	Public	Mixed	Acute respiratory infection outpatients	126	Cross-sectional
23	Bestari ⁴²	2017	2016	(City NA), Central Java	Java	Tertiary	Public	Children	Paediatric pneumonia inpatients	90	Cross-sectional
24	Dania ⁴³	2016	2014	Yogyakarta, DIY	Java	Secondary	Private	Adults	Ob/Gyn inpatients receiving prophylaxis and therapeutic antibiotics	59	Cross-sectional
25	Dewi ⁴⁴	2018	2017	Jakarta, DKI Jakarta	Java	Tertiary	Public	Adults	ICU inpatients with sepsis or septic shock	60	Cross-sectional
26	Dewi ⁴⁵	2020	2018	Jambi, Jambi	Sumatra	Primary	Public	Children	Acute respiratory infection outpatients	51	Cross-sectional
27	Dewi ⁴⁶	2020	2019	Jambi, Jambi	Sumatra	Primary	Public	Children	Acute respiratory infection outpatients	70	Cross-sectional
28	Dirga ^{2,*}	2021	2017	Lampung, Lampung	Sumatra	Secondary	Public	Adults	Internal medicine inpatients	168	Cross-sectional
29	Elvina ⁴⁷	2017	2016	Jakarta, DKI Jakarta	Java	NA	NA	Adults	Inpatients with pneumonia	96	Cross-sectional
30	Fakhrunnisa ⁴⁸	2020	2018	Tegal, Central Java	Java	Primary	Public	Mixed	Acute respiratory infection outpatients	632	Cross-sectional
31	Fithria ⁴⁹	2015	2013	Semarang, Central Java	Java	Secondary	Private	Children	Inpatients with acute diarrhoea	54	Cross-sectional
32	Grassella ⁵⁰	2019	2018	Pontianak, West Kalimantan	Kalimantan	Secondary	Public	Children	Acute respiratory infection outpatients	340	Cross-sectional
33	Harartasyahrani ⁵¹	2021	2020	Prabumulih, South Sumatra	Sumatra	Secondary	Private	Adults	Surgery inpatients	119	Cross-sectional
34	Hasyul ⁵²	2019	2017	Garut, West Java	Java	Primary	Public	Mixed	Typhoid outpatients	705	Cross-sectional
35	Herlina ⁵³	2021	2017	Mataram, West Nusa Tenggara	Nusa Tenggara	Secondary	Public	Adults	Urinary tract infection inpatients	105	Cross-sectional
36	Islam ⁵⁴	2017	2014	Jakarta, DKI Jakarta	Java	Secondary	Public	Adults	Pneumonia inpatients	139	Cross-sectional
37	Jamiati ⁵⁵	2019	2017	Gayo Lues, Aceh	Sumatra	Primary	Public	Mixed	Outpatients	86	Cross-sectional

No	First author	Year of publication	Year of study	City, Province	Island	Health care level	Healthcare sector	Age groups	Study population	No. of prescriptions ^a	Study design
38	Kaparang ⁵⁶	2014	2013	Manado, North Sulawesi	Sulawesi	Tertiary	Public	Children	Pneumonia inpatients	112	Cross-sectional
39	Kurniawati ⁵⁷	2021	2019	Yogyakarta, DIY	Java	Secondary	NA	Adults	Urinary tract infection inpatients	61	Cross-sectional
40	Limato ⁵⁸	2021	2019	Jakarta, DKI Jakarta	Java	Secondary, Tertiary	Public, Private	Mixed	Inpatients receiving systemic antimicrobials	915	Cross-sectional
41	Nawakasari ⁵⁹	2019	2017	Klaten, Central Java	Java	Tertiary	Public	Adults	Urinary tract infection inpatients	76	Cross-sectional
42	Nyoman ⁶⁰	2017	2015	Bandung, West Java	Java	Primary	Private	Children	Acute respiratory infection outpatients	425	Cross-sectional
43	Octavia ⁶¹	2019	2018	Lamongan, East Java	Java	Secondary	Private	Adults	Ob/Gyn inpatients (prophylaxis)	54	Cross-sectional
44	Ofisya ⁶²	2020	2019	Pontianak, West Kalimantan	Kalimantan	Secondary	Public	Mixed	Pneumonia inpatients	86	Cross-sectional
45	Oktaviani ⁶³	2015	2014-2015	(City NA), Riau	Sumatra	Secondary	Public	Adults	Ob/Gyn inpatients (prophylaxis)	140	Cross-sectional
46	Ovikariani ⁶⁴	2019	2019	Semarang, Central Java	Java	Primary	Public	Mixed	Pneumonia outpatients	79	Cross-sectional
47	Rusdiana ⁶⁵	2016	2014	Tangerang, West Java	Java	Secondary	Private	Adults	Ob/Gyn inpatients (prophylaxis)	256	Cross-sectional
48	Sugiarti ⁶⁶	2015	2014	Malang, East Java	Java	Primary	Public	Children	Acute respiratory infection outpatients	120	Cross-sectional
49	Zazuli ⁶⁷	2015	2009	Bandung, West Java	Java	Secondary	Private	Adults	Pre- and post-surgical inpatients	1290	Cross-sectional

*Studies included in multiple domains. ^a For reference guidelines, we reported as total number of prescriptions the highest number reported in a given domain; if no number of prescriptions was reported, we reported total number of patients.

Abbreviations: NA, Not Applicable/available; DIY, Daerah Istimewa Yogyakarta; DKI, Daerah Khusus Ibukota; Ob/Gyn, Obstetrics and gynaecology

Table S3c. Antimicrobial stewardship (13 studies)

No	First author	Year of publication	Year of Study	City, province	Island	Healthcare level	Healthcare sector	Age groups	Study population	No. of population	Study design
1	Dwiprahasto ⁶⁸	2004	1997-1998	West Kalimantan, West Sumatra, West Nusa Tenggara	Kalimantan, Sumatra, Nusa Tenggara	Primary	Public	NA	Doctors, nurses, and paramedics	NA	Quasi-experimental
2	Farida ⁶⁹	2008	2003-2004	Semarang, Central Java	Java	Tertiary	Public	Children	Doctors	22	Quasi-experimental
3	Hadi ^{3,*}	2008	2003-2004	Surabaya, East Java	Java	Tertiary	Public	Adults	Doctors	155	Quasi-experimental
4	Hapsari ⁷⁰	2006	2003-2004	Semarang, Central Java	Java	Tertiary	Public	Children	Doctors	NA	Quasi-experimental
5	Kartika ^{5,*}	2019	2018	Semarang, Central Java	Java	Secondary	Public	Adults	Doctors, nurses, and pharmacists	NA	Quasi-experimental

No	First author	Year of publication	Year of Study	City, province	Island	Healthcare level	Healthcare sector	Age groups	Study population	No. of population	Study design
6	Karuniawati ⁷¹	2021	2016-2018	Surakarta, Central Java	Java	Secondary	Public	Adults	Doctors	NA	Quasi-experimental
7	King ⁷²	2015	2014-2015	Semarang, Central Java	Java	Tertiary	Public	Adults	Doctors	NA	Quasi-experimental
8	Lizikri ⁷³	2020	2017	(City NA), West Java	Java	NA	Private	Children	Doctors	NA	Quasi-experimental
9	Murni ⁷⁴	2014	2011-2013	Yogyakarta, DIY	Java	Tertiary	Public	Children	Doctors, nurses, and allied health workers	NA	Quasi-experimental
10	Narulita ^{10,*}	2020	2018-2019	Pamekasan, East Java	Java	Secondary	Public	Adults	Doctors	200	Quasi-experimental
11	Rosdiana ^{32,*}	2018	2016	Pekanbaru, Riau	Sumatra	Secondary	Public	Adults	Doctors	NA	Quasi-experimental
12	Susanto ¹⁷	2019	2017-2018	Pekanbaru, Riau	Sumatra	Secondary	Private	Adults	Doctors	NA	Quasi-experimental
13	Widowati ⁷⁵	2018	2018	Denpasar, Bali	Bali	Primary, community pharmacy	NA	Adults	Pharmacy visitors	98	Experimental (Randomized Control Trial)

*Studies included in multiple domains

Abbreviation: NA, Not Applicable/available; DIY, Daerah Istimewa Yogyakarta

Table S3d. Knowledge, attitudes and perception surveys (25 studies)

No	First author	Year of publication	Year of Study	City, province	Island	Healthcare level	Healthcare sector	Study population	No. of population	Study design
1	Artini ⁷⁶	2016	2014-2015	Denpasar, Bali	Bali	NA	NA	Community respondents: medical and non-medical university students	240	Cross-sectional
2	Asvinigita ⁷⁷	2019	2019	Yogyakarta, DIY	Java	NA	NA	Healthcare providers: community pharmacists	250	Cross-sectional
3	Djawaria ⁷⁸	2018	2014-2015	Surabaya, East Java	Java	NA	NA	Community respondents at pharmacy	267	Cross-sectional
4	Fatmah ⁷⁹	2019	2018	Mataram, West Nusa Tenggara	Nusa Tenggara	NA	NA	Community respondents: medical and non-medical university students	400	Cross-sectional
5	Fernandez ⁸⁰	2013	2012	Manggarai Barat, East Nusa Tenggara	Nusa Tenggara	NA	NA	Community respondents at pharmacies	108	Cross-sectional
6	Fimanggara ⁸¹	2016	2013	Jatinangor, West Java	Java	NA	NA	Community respondents: non-medical college students	250	Cross-sectional
7	Fitriah ⁸²	2021	2019	Banjarbaru, South Kalimantan	Kalimantan	NA	NA	Community respondents: household members	380	Cross-sectional
8	Hamid ⁸³	2020	2019	Pangkajene and Kepulauan, South Sulawesi	Sulawesi	NA	NA	Community respondents: teachers in public schools	236	Cross-sectional

No	First author	Year of publication	Year of Study	City, province	Island	Healthcare level	Healthcare sector	Study population	No. of population	Study design
9	Insany ⁸⁴	2015	2014	Bandung, West Java	Java	Primary	Public	Outpatients from primary health centres and pharmacies	508	Cross-sectional
10	Kondo ⁸⁵	2020	2019-2020	Manado, North Sulawesi	Sulawesi	NA	NA	Community respondents	290	Cross-sectional
11	Kristina ⁸⁶	2020	2018	Yogyakarta, DIY	Java	Primary	NA	Outpatients at clinics and pharmacies	268	Cross-sectional
12	Kurniawan ⁸⁷	2017	2015	Manado, North Sulawesi	Sulawesi	Primary	Public	Community respondents at primary health centres	400	Cross-sectional
13	Novelni ⁸⁸	2020	2019	Padang, West Sumatra	Sumatra	NA	NA	Community respondents	100	Cross-sectional
14	Nuraini ⁸⁹	2018	2017-2018	Bangkalan, East Java	Java	Secondary	Public	Outpatients at secondary hospital	103	Cross-sectional
15	Pratama ⁹⁰	2018	2016	Jember, East Java	Java	NA	NA	Community respondents: non-medical university students	324	Cross-sectional
16	Salsabila ⁹¹	2020	2019	Yogyakarta, DIY	Java	NA	NA	Community respondents in rural and urban areas	125	Cross-sectional
17	Siahaan ⁹²	2017	2015	No city mentioned, West Java, DKI Jakarta, Southeast Sulawesi	Java, Sulawesi	NA	NA	Community respondents: household members	1271	Cross-sectional
18	Siswati ⁹³	2009	2000	Padang, West Sumatra	Sumatra	Primary	Public	Healthcare providers	110	Cross-sectional
19	Tandjung ⁹⁴	2021	2020-2021	Manado, North Sulawesi	Sulawesi	NA	NA	Community respondents	323	Cross-sectional
20	WHO ⁹⁵	2015	2015	National	National	NA	NA	Community respondents: household members	1027	Cross-sectional
21	Widayati ⁹⁶	2011	2010	Yogyakarta, DIY	Java	NA	NA	Community respondents: household members	559	Cross-sectional
22	Widayati ⁹⁷	2012	2010	Yogyakarta, DIY	Java	NA	NA	Community respondents: household members	559	Cross-sectional
23	Yulia ⁹⁸	2019	2019	Bukittinggi, West Sumatra	Sumatra	Primary	Public	Community respondents	100	Cross-sectional
24	Yuliani ⁹⁹	2014	2014	Kupang, East Nusa Tenggara	Nusa Tenggara	NA	NA	Community respondents	100	Cross-sectional
25	Zhang ¹⁰⁰	2020	2018	National	National	NA	NA	Healthcare providers: General practitioners and paediatricians	100	Cross-sectional

Abbreviations: NA, Not Applicable/available; DIY, Daerah Istimewa Yogyakarta; DKI, Daerah Khusus Ibukota

Table S4. Summary of studies on antibiotic consumption based on Defined Daily Dose (DDD)

First author	Year of publication	Location	Health care level	Study population	No. of patients	Total antibiotics	Access Antibiotics							Watch Antibiotics								
							Chloramphenicol	Amoxicillin	Ampicillin	Cefazolin	Cefadroxil	Gentamicin	Metronidazole	Cefotaxime	Ceftriaxone	Cefixime	Cefoperazone	Meropenem	Azithromycin	Ciprofloxacin	Levofloxacin	
Secondary/tertiary care																						
Dirga ²	2021	Lampung	Secondary	Internal medicine inpatients	164	116.3	-	-	-	-	-	0.5	22.4	3.9	62.3	1.8	1.5	0.4	3.9	1.5	11.7	
Hadi ³	2008	Surabaya	Tertiary	Fever inpatients (pre-intervention)	212	99.8	-	-	-	-	-	-	-	-	-	-	-	-	-	-	-	
Herawati ⁴	2019	Surabaya	Tertiary	Surgery inpatients	343	30.4	-	-	-	-	-	-	-	-	-	-	-	-	-	-	-	
Kartika ⁵	2019	Semarang	Secondary	Internal medicine inpatients (pre-intervention)	50	103.7	-	0.0	-	-	-	0.7	0.0	3.8	45.9	1.9	-	-	3.2	20.8	27.4	
Kusuma ⁶	2016	Banyumas	Secondary / Tertiary	Ob/Gyn inpatients	247	77.7	-	22.7	56.0	1.0	10.7	-	-	6.0	2.3	-	6.0	-	-	-	-	
Mahmudah ⁷	2016	Bandung	Tertiary	Digestive surgery inpatients	208	18.0	-	-	-	0.0	0.1	0.0	4.6	0.3	8.8	1.1	0.1	0.4	-	0.7	0.1	
Massey ⁸	2021	Mataram	Secondary	Surgery inpatients	323	414.7	-	9.0	-	-	2.0	-	3.1	23.7	258.6	45.5	2.1	-	-	2.0	16.1	
Muliani ⁹	2021	Surabaya	Secondary	Surgery inpatients	164	144.3	-	0.7	-	5.1	-	0.2	12.2	0.1	75.6	-	-	20.9	-	-	0.8	
Narulita ¹⁰	2020	Pamekasan	Secondary	Surgery inpatients (pre-intervention)	200	197.4	-	-	-	-	-	1.7	12.7	0.1	160.2	-	0.2	1.1	-	17.3	0.1	
Pratama ¹³	2019	Surabaya	Secondary	Surgery inpatients	463	102.9	-	-	-	11.3	-	1.9	27.3	2.3	53.9	-	-	3.3	-	-	1.1	

First author	Year of publication	Location	Health care level	Study population	No. of patients	Total antibiotics	Access Antibiotics							Watch Antibiotics								
							Chloramphenicol	Amoxicillin	Ampicillin	Cefazolin	Cefadroxil	Gentamicin	Metronidazole	Cefotaxime	Ceftriaxone	Cefixime	Cefoperazone	Meropenem	Azithromycin	Ciprofloxacin	Levofloxacin	
Putri ¹⁴	2021	Yogyakarta	Secondary	Inpatients with pneumonia	251	43.8	-	-	-	-	-	0.4	-	0.1	19.5	2.8	-	0.3	1.3	0.3	4.0	
Rachmawati ¹⁵	2020	Pasuruan	Secondary	Internal medicine inpatients	973	75.3	-	0.3	0.1	0.0	4.2	0.1	9.7	2.3	27.8	5.3	-	2.6	0.3	8.4	3.6	
Susanto ¹⁷	2019	Pekanbaru	Secondary	Inpatients (pre-intervention)	5319	49.5	-	0.8	-	1.4	-	0.0	-	0.8	14.8	-	1.0	3.4	-	0.6	13.6	
Wikantiana ¹⁹	2019	West Java province	Tertiary	ICU inpatients	57	296.8	-	-	-	3.8	-	2.6	17.0	2.9	30.6	-	-	49.9	-	3.4	143.2	
Yulia ²⁰	2017	Surabaya	Secondary	Hospital-wide inpatients	695	241.3	-	20.6	-	-	-	-	7.1	-	79.2	38.1	-	21.9	-	9.0	34.5	
Primary health care																						
Andriani ¹	2020	Jambi	Primary	Outpatients	462	6.9	0.0	4.0	-	-	0.6	-	-	-	-	-	-	-	-	-	1.9	-
Perdaka ¹¹	2020	Jambi	Primary	Outpatients	1,255	6.4	0.1	4.6	-	-	0.1	-	-	-	-	-	-	-	-	-	1.5	-
Pradipta ¹²	2015	Bandung	Primary	Outpatients	5,178,106	25.3	0.4	16.8	-	-	-	-	-	-	-	-	-	-	-	-	1.6	-
Sholih ¹⁶	2019	Karawang	Primary	Inpatients	81	144.5	17.1	65.8	-	-	-	-	-	-	2.7	-	45.9	-	-	-	12.3	-
Trisia ¹⁸	2020	Jambi	Primary	Outpatients	4,053	6.1	-	3.9	-	-	0.6	-	-	-	-	-	-	-	-	-	1.1	-

Abbreviations: -, not available; ICU, intensive care unit; Ob/Gyn, Obstetrics and gynaecology

The table summarizes 20 studies on antibiotic consumption, expressed as (or converted to) Defined Daily Dose (DDD) per 100 patient-days, overall and/or for individual antibiotics, and divided by primary versus secondary/tertiary care settings. We listed the 15 antibiotics that were ranked as the top-3 most frequently used antibiotics in at least 2 studies, grouped by Access and Watch. The ATC/DDD versions used in the studies were 2003 (Hadi 2008), 2011 (Dirga 2021, Pradipta 2015, Sholih 2019), 2013 (Kusuma 2016, Trisia 2020), 2017 (Herawati 2019, Narulita 2020), 2018 (Perdaka 2020, Rachmawati 2020), 2019 (Andriani 2020) or not reported (Kartika 2019, Pratama 2019, Mahmudah 2016, Massey 2021, Muliani 2021, Putri 2021, Susanto 2019, Wikantiana 2019, Yulia 2017).

Figure S1. Forest plot of 20 reports on the defined daily dose (DDD) of total antibiotic use.

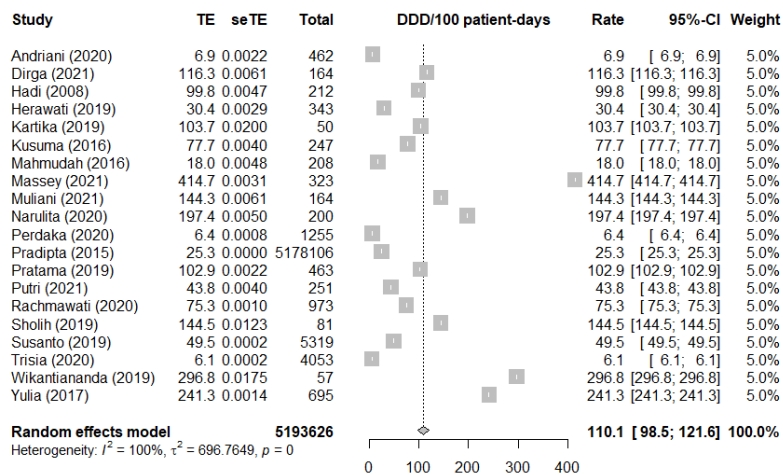


Figure S2. Results of leave-one-out sensitivity analysis for meta-analysis of the defined daily dose (DDD) of total antibiotic use.

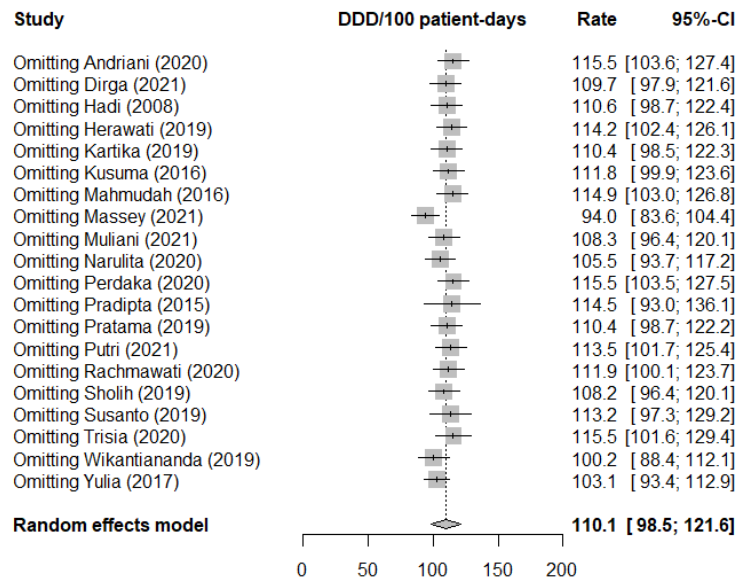


Figure S3. Funnel plot indicating evidence of publication bias (as shown by asymmetry) for meta-analysis of the defined daily dose (DDD) of total antibiotic use

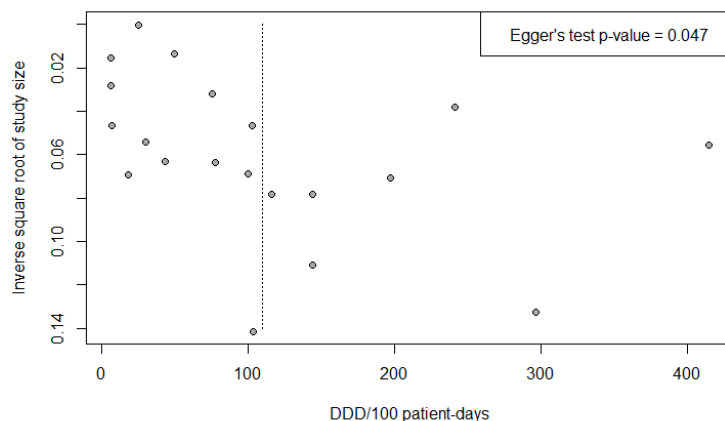


Table S5. Summary of studies on appropriateness of antibiotic prescribing (according to Gyssens method)

First author	Year of study	Location	Healthcare level	Study population	No. of prescriptions	Classification													Appropriate (0)
						iv	v	iv				iii		ii			i		
								iva	ivb	ivc	ivd	iiia	iiib	iia	iib	iic			
Secondary/ tertiary healthcare																			
Aljufri ²²	2017-2019	Semarang	Tertiary	Pneumonia inpatients	98	0.0	0.0	5.1	0.0	-	0.0	0.0	0.0	1.02	5.1	0.0	0.0	88.8	
Hanifah ²⁴	2017	Semarang	Secondary	Typhoid inpatients	98	0.0	0.0	25.5	0.0	15.3	0.0	0.0	11.2	22.4	5.1	0.0	0.0	20.4	
Hardiana ²⁵	2019	Jakarta	Tertiary	Pneumonia inpatients	88	0.0	0.0	7.9	0.0	2.3	0.0	5.7	10.2	0.0	0.0	0.0	0.0	73.9	
Ibrahim ²⁶	2019	Surabaya	Tertiary	Inpatients with infection	84	36.9	11.9	6.0	0.0	0.0	0.0	0.0	0.0	0.0	1.2	0.0	0.0	44.1	
Inez ²⁷	2018	Tanjungpura	Secondary	Paediatric inpatients	63	4.8	82.5	11.1	0.0	0.0	0.0	0.0	1.6	0.0	0.0	0.0	0.0	0.0	
Kartika ⁵	2018	Semarang	Secondary	Internal medicine inpatients (pre-intervention)	50	0.0	46	12	2.0	0.0	2.0	0.0	2.0	6.0	0.0	2.0	0.0	28.0	
Maakh ²⁸	2018	Atambua	Secondary	Ob/gyn inpatients	100	9.0	7.0	0.0	0.0	0.0	0.0	0.0	0.0	0.0	0.0	0.0	0.0	84.0	
Magdalena ²⁹	2017	Pekanbaru	Secondary	ICU inpatients	307	0.0	2.6	6.5	0.0	0.0	4.9	10.1	1.6	3.9	2.6	0.0	0.0	67.8	
				Medical ward inpatients	570	0.0	5.3	9.1	0.0	0.0	5.4	4.2	1.8	3.7	1.8	1.4	0.0	67.4	
Muthoharoh ³⁰	2017	Pekalongan	Secondary	Surgical inpatients	100	0.0	13.0	73.0	0.0	1.0	0.0	3.0	0.0	0.0	0.0	0.0	0.0	10.0	
Purwaningsih ³¹	2014-2015	Semarang	Secondary	Paediatric inpatients	385	-	8.6	22.1	0.0	20.0	1.6	0.0	0.0	44.4	37.7	0.0	0.0	23.9	
Rosdiana ³²	2016	Pekanbaru	Secondary	Inpatients (pre-intervention)	92	0.0	27.2	35.9	0.0	2.2	0.0	0.0	0.0	1.1	0.0	0.0	0.0	33.7	
Setiawan ³³	2016	Surabaya	Tertiary	ICU inpatients	110	31.8	7.3	-	-	-	-	-	-	-	-	-	-	52.7	
Sumiwi ³⁴	2013	Bandung	Secondary	Digestive surgery inpatients	344	-	35.2	57.8	0.0	0.0	0.0	2.0	0.30	1.5	0.3	0.0	0.0	2.9	

First author	Year of study	Location	Healthcare level	Study population	No. of prescriptions	Classification													Appropriate (0)
						iv	v	iv				iii		ii			i		
								iva	ivb	ivc	ivd	iiia	iiib	iia	iib	iic			
Sutrisno ³⁵	2011-2012	Yogyakarta	Tertiary	Pneumonia inpatients	57	0.0	2.0	5.9	0.0	1.0	0.0	7.9	6.9	2.0	6.9	17.8	-	49.5	
Waridiarto ³⁶	2015	Semarang	Tertiary	Orthopaedic inpatients	150	1.3	42	0.0	0.0	0.0	8.0	3.3	0.0	0.0	0.0	0.0	-	45.3	
Yoanitha ³⁷	2016	Bandung	Tertiary	Ob/gyn inpatients	236	0.0	40.3	-	-	-	-	0.0	0.0	0.0	0.0	0.0	0.0	22.0	
Primary healthcare																			
Adani ²¹	2014	Semarang	Primary	Paediatric inpatients	173	0.0	62.4	1.7	0.0	0.0	0.0	0.0	0.0	0.0	0.0	5.2	-	30.6	
Anggraini ²³	2014	Pontianak	Primary	Typhoid inpatients	62	0.0	4.8	3.2	0.0	0.0	0.0	0.0	16.1	0.0	0.0	0.0	6.5	69.4	

Abbreviations: -, not available; ICU, intensive care unit; PICU, paediatric intensive care unit; Ob/Gyn, Obstetrics and gynaecology.

The table summarizes 18 studies on the appropriateness of antibiotic prescriptions based on the Gyssens method. Gyssens evaluates the quality of each antibiotic prescription by sequentially categorizing 6 indicators from vi to i: vi=insufficient data; v=antibiotic is not indicated; iv=alternative antibiotic is available that is more effective (iva), less toxic (ivb), less costly (ivc); has narrower spectrum (ivd); iii=inappropriate duration: too long (iiia) or too short (iiib); ii=incorrect: dose (iia), interval (iib), route (iic); i=incorrect timing.

Table S6. Summary of studies on appropriateness of antibiotic prescribing (according to reference guidelines)

First author	Year of study	Location	Health care level	Study population	No. of prescriptions	Appropriate (%)									Reference guidelines
						No contra-indication/allergy label	Indication	Drug choice	Dose	Dosing frequency	Duration	Administration route	Overall rational use		
Secondary/tertiary health care															
Anggraini ³⁹	2020	Jakarta	Secondary	Pre-surgical inpatients	837	-	-	0.5	0.5	-	-	0.5	0.0	IN	
Bakhtiar ⁴⁰	2018	Sorong	Secondary	Post-surgical inpatients	83	94	100	100	100	-	92.8	100	79.5 ^a	IN	
Bestari ⁴²	2016	Central Java	Tertiary	Paediatric pneumonia inpatients	90	100	100	72.2	9.2	-	-	-	8.9	NH	
Dania ⁴³	2014	Yogyakarta	Secondary	Ob/gyn inpatients (therapy)	59	-	-	-	-	-	100	-	-	IHB	
Dewi ⁴⁴	2017	Jakarta	Tertiary	Adult ICU inpatients with sepsis or septic shock	60	-	-	66.7	48.3	-	-	-	-	I	
Dirga ²	2017	Lampung	Secondary	Internal medicine inpatients	168	100	98.8	89.3	52.9	-	-	-	-	INBH	
Elvina ⁴⁷	2016	Jakarta	Secondary	Adult inpatients with pneumonia	96	-	-	86.5	91.7	-	74	-	-	INB	
Fithria ⁴⁹	2013	Semarang	Secondary	Paediatric inpatients with acute diarrhoea	54	-	-	0	-	-	-	-	-	IB	
Grassella ⁵⁰	2018	Pontianak	Secondary	Paediatric ARI outpatients	340	99.7	91.7	72.9	72.6	96.5	56.8	100	-	NBW	
Harartasyahranj ⁵¹	2020	Prabumulih	Secondary	Pre-surgical inpatients	119	-	-	92.4	86.4	7.3	40	100	6.7	IN	
Herlina ⁵³	2017	Mataram	Secondary	UTI inpatients	105	-	-	100	100	99.1	88.6	-	-	I	
Islam ⁵⁴	2014	Jakarta	Tertiary	Pneumonia inpatients	139	-	-	5.7	88.5	-	60.4	-	-	INBW	
Kaparang ⁵⁶	2013	Manado	Tertiary	Paediatric pneumonia inpatients	112	100	100	100	91.1	-	88.4	-	-	NHB	
Kurniawati ⁵⁷	2019	Yogyakarta	Secondary	UTI inpatients	61	-	-	100	88.5	98.4	88.5	100	-	IB	
Limato ⁵⁸	2019	Jakarta	Secondary / Tertiary	Hospital-wide inpatients	915	-	-	52.2	-	-	-	-	-	HN	
Nawakasari ⁵⁹	2017	Klaten	Tertiary	UTI inpatients	76	100	100	96.1	27.6	-	-	-	-	INBH	
Octavia ⁶¹	2018	Lamongan	Secondary	Ob/gyn inpatients (prophylaxis)	54	-	-	98.1	100	100	-	100	-	I	
Ofisya ⁶²	2019	Pontianak	Secondary	Pneumonia inpatients	86	-	100	93	68.6	-	62.8	-	-	IN	
Oktaviani ⁶³	2014-2015	Riau	Secondary	Ob/gyn inpatients (prophylaxis)	140	-	-	34.3	65.7	100	72.9	100	-	INB	
Rusdiana ⁶⁵	2014	Tangerang	Secondary	Ob/gyn inpatients (prophylaxis)	256	-	-	0.0	7.8	0	-	100	-	B	
Zazuli ⁶⁷	2009	Bandung	Secondary	Pre- and post-surgical inpatients	1290	-	99.6	-	97.2	-	-	-	-	IB	
Primary health care															
Andrajati ³⁸	2012	Depok	Primary	Outpatients with various indications	392	-	-	87.2	-	98.2	59.4	-	43.9	N	
Benua ⁴¹	2018	Poso	Primary	ARI outpatients	126	-	100	-	80.9	80.9	100	100	-	N	

First author	Year of study	Location	Health care level	Study population	No. of prescriptions	Appropriate (%)								Reference guidelines
						No contra-indication/allergy label	Indication	Drug choice	Dose	Dosing frequency	Duration	Administration route	Overall rational use	
Dewi ⁴⁵	2018	Jambi	Primary	Paediatric ARI outpatients	70	98.5	100	54.2	-	48.5	1.4	-	-	N
Dewi ⁴⁶	2019	Jambi	Primary	Toddler ARI outpatients	51	100	100	-	100	-	0	-	-	N
Fakhrunnisa ⁴⁸	2018	Tegal	Primary	ARI outpatients	632	-	-	78.0	90.5	98.2	33.7	-	1.7	N
Hasyul ⁵²	2017	Garut	Primary	Typhoid outpatients	705	-	96.9	58.3	63.3	-	49.8	-	-	N
Jamiati ⁵⁵	2017	Aceh	Primary	Outpatients	86	-	54.6	-	60.5	83.7	26.7	-	-	N
Nyoman ⁶⁰	2015	Bandung	Primary	Paediatric ARI outpatients	425	-	100	96.5	42.2	-	52.8	-	-	I
Ovikariani ⁶⁴	2019	Semarang	Primary	ARI outpatients	79	100	23.0	23.0	82.3	-	-	-	-	N
Sugiarti ⁶⁶	2014	Malang	Primary	Paediatric ARI outpatients	120	-	24.2	100	8.9	-	-	-	-	N

Abbreviations: ARI, acute respiratory infection; -, not available; UTI, urinary tract infection; ICU, intensive care unit; Ob/Gyn, obstetrics and gynaecology; I, international; N, national; H, hospital; B, book; W, website

The table summarizes 31 studies on appropriateness of antibiotic prescribing, based on antibiotic prescribing reference guidelines (as provided in the article), divided by primary and secondary/tertiary care settings. Appropriateness was defined by the following indicators: indication, drug choice, dose, frequency/interval, duration, and route of administration. An antibiotic prescription was classified as rational use if all indicators were scored as compliant with the reference guideline by the authors.

Figure S4. Forest plot showing results of meta-analysis on the overall appropriateness of antibiotic prescribing according to Gyssens method (18 reports)

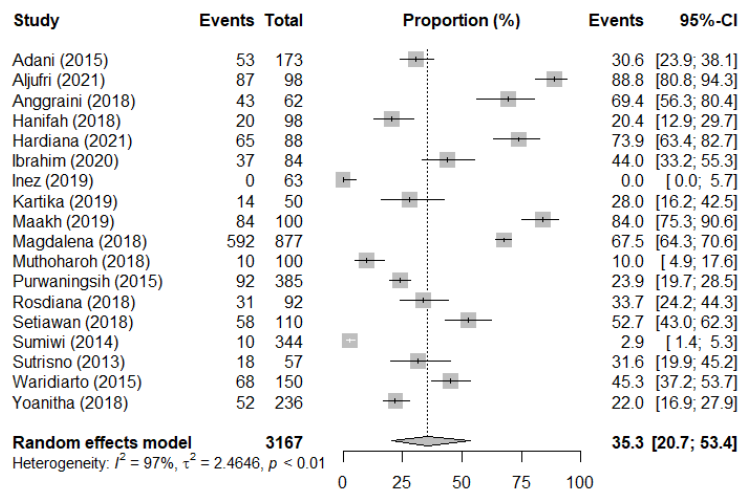


Figure S5. Results of leave-one-out sensitivity analysis for meta-analysis on the overall appropriateness of antibiotic prescribing according to Gyssens method

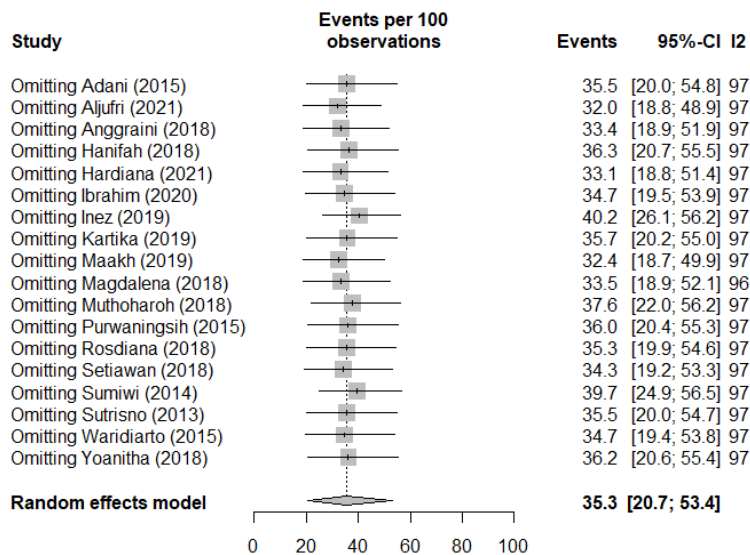


Figure S6. Results of sensitivity analysis for meta-analysis on the overall appropriateness of antibiotic prescribing according to Gyssens method by using alternative methods other than generalized linear mixed model (GLMM) method.

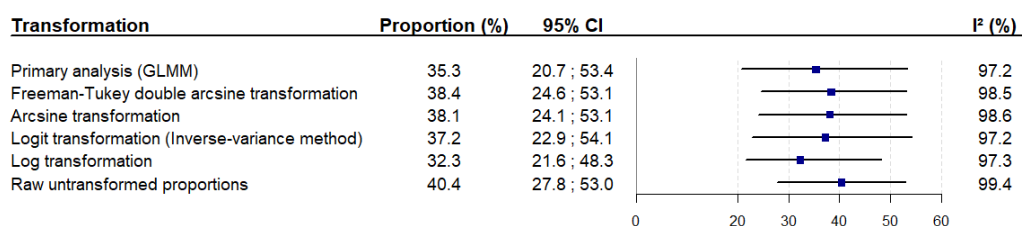


Figure S7. Funnel plot for the meta-analysis on the overall appropriateness of antibiotic prescribing according to Gyssens method. The relatively symmetrical funnel plot and the non-significant Egger's test indicate that no publication bias is detected.

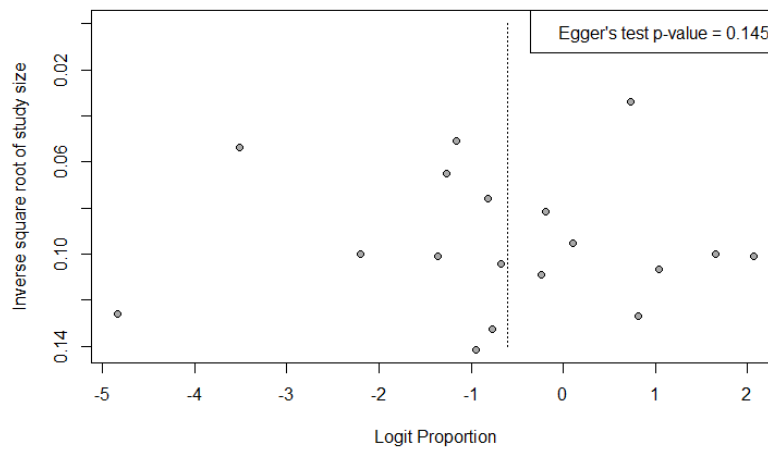


Figure S8. Summary forest plot of 19 reports on the appropriateness of antibiotic prescribing according to the “duration” indicator in the reference guidelines

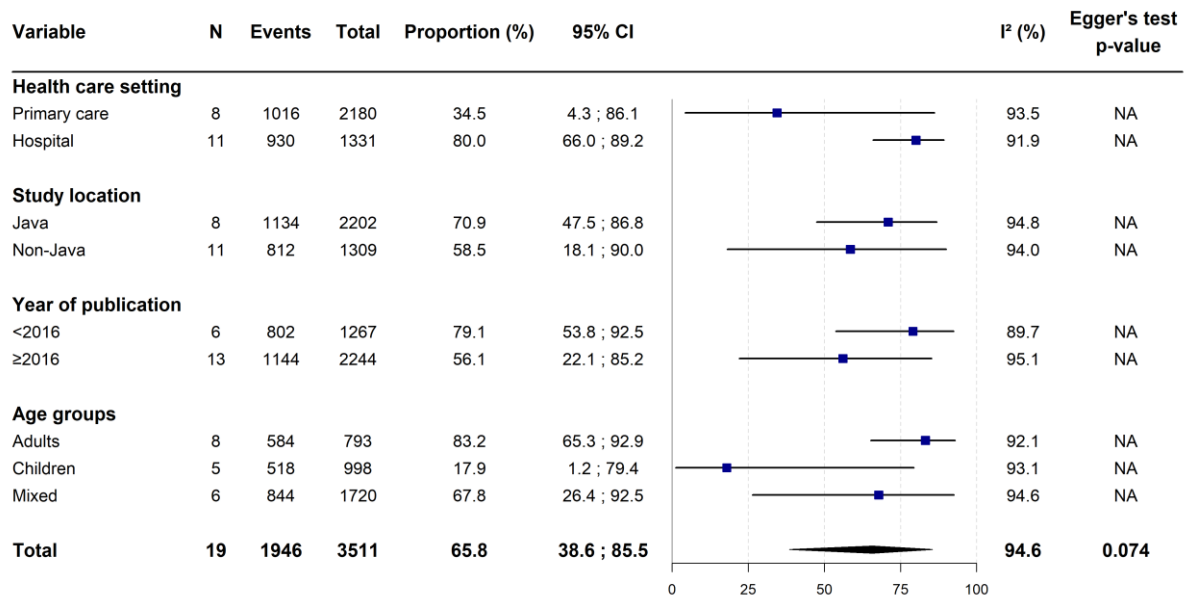


Figure S9. Summary forest plot of 27 reports on the appropriateness of antibiotic prescribing according to the “drug choice” indicator in the reference guidelines

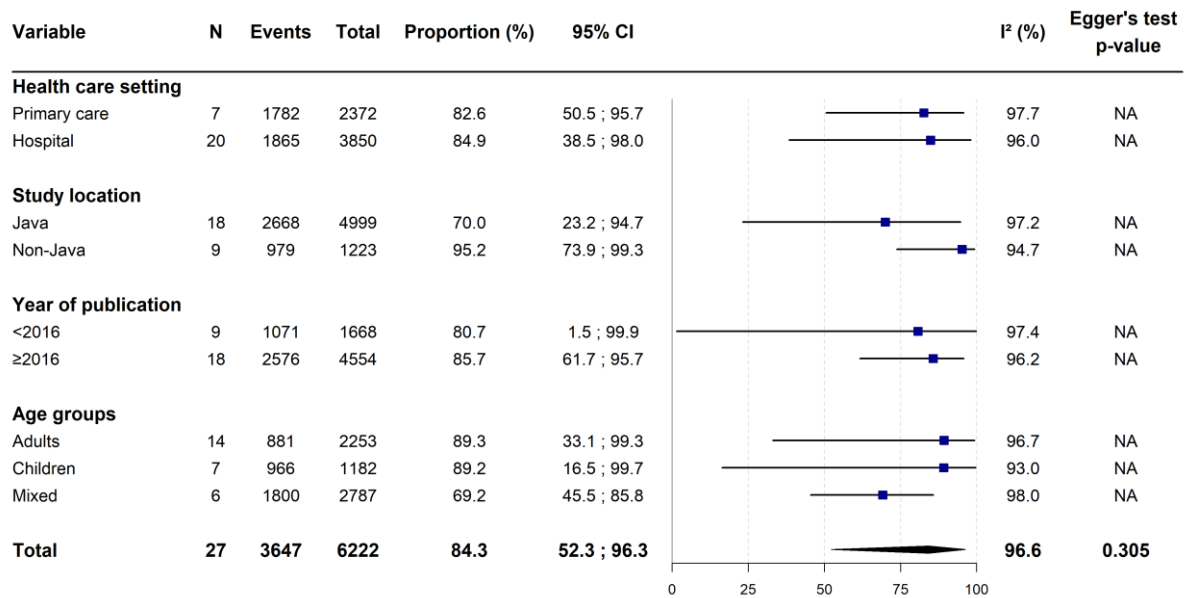


Figure S10. Summary forest plot of 27 reports on the appropriateness of antibiotic prescribing according to the “dose” indicator in the reference guidelines

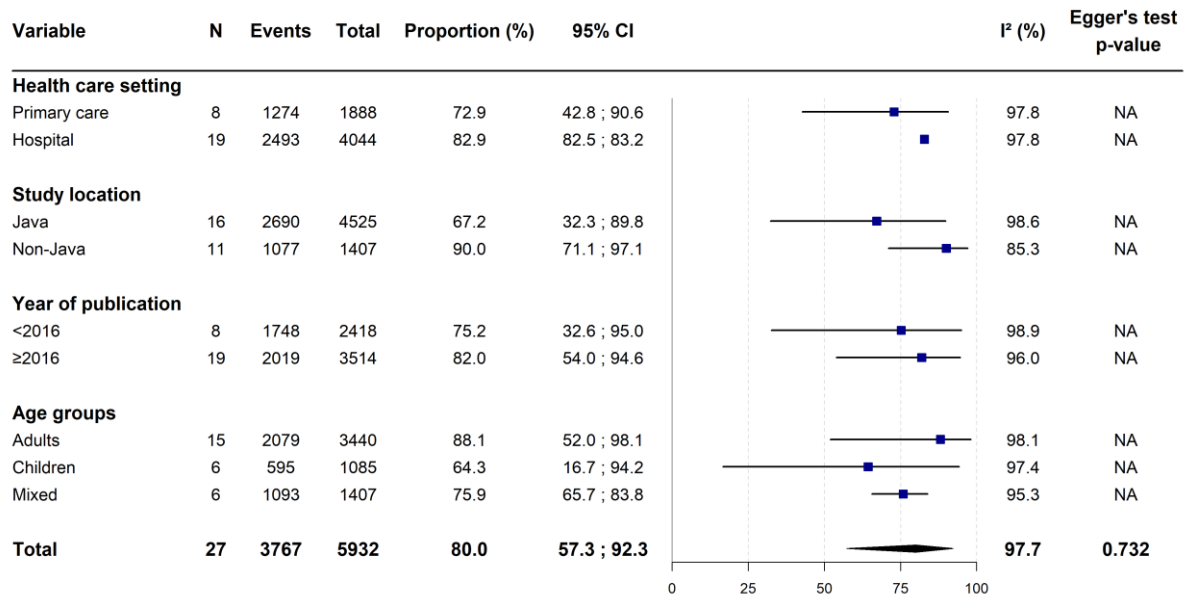


Figure S11. Summary forest plot of 6 reports on the appropriateness of antibiotic prescribing according to the “overall rational use” indicator in the reference guidelines

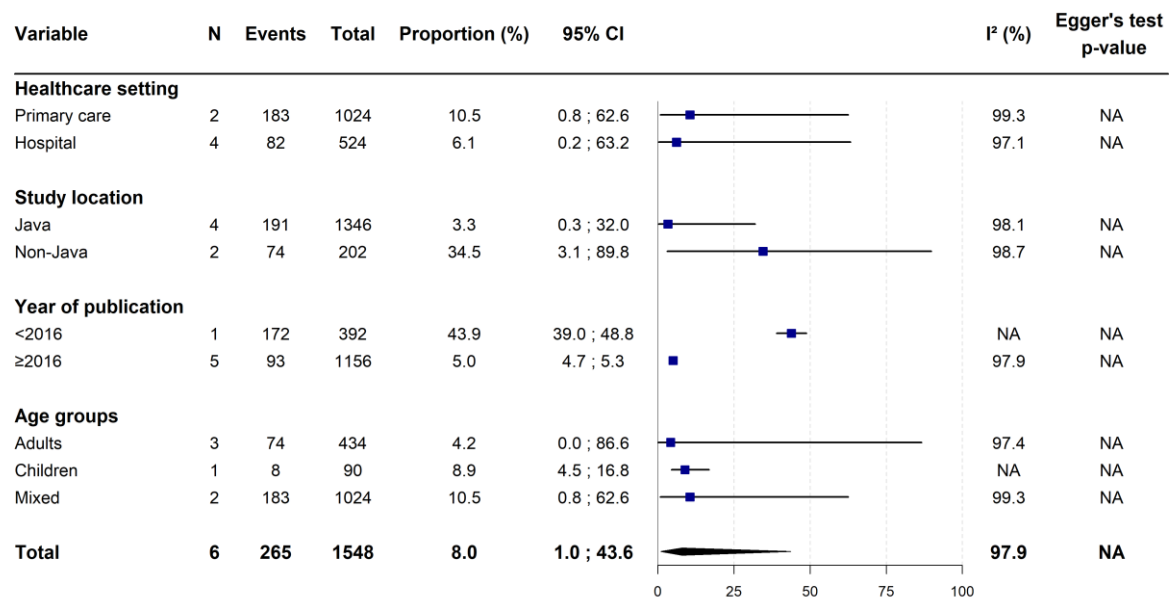


Figure S12. Summary forest plot of 9 reports on the appropriateness of antibiotic prescribing according to the “no contraindication/allergy label” indicator in the reference guidelines

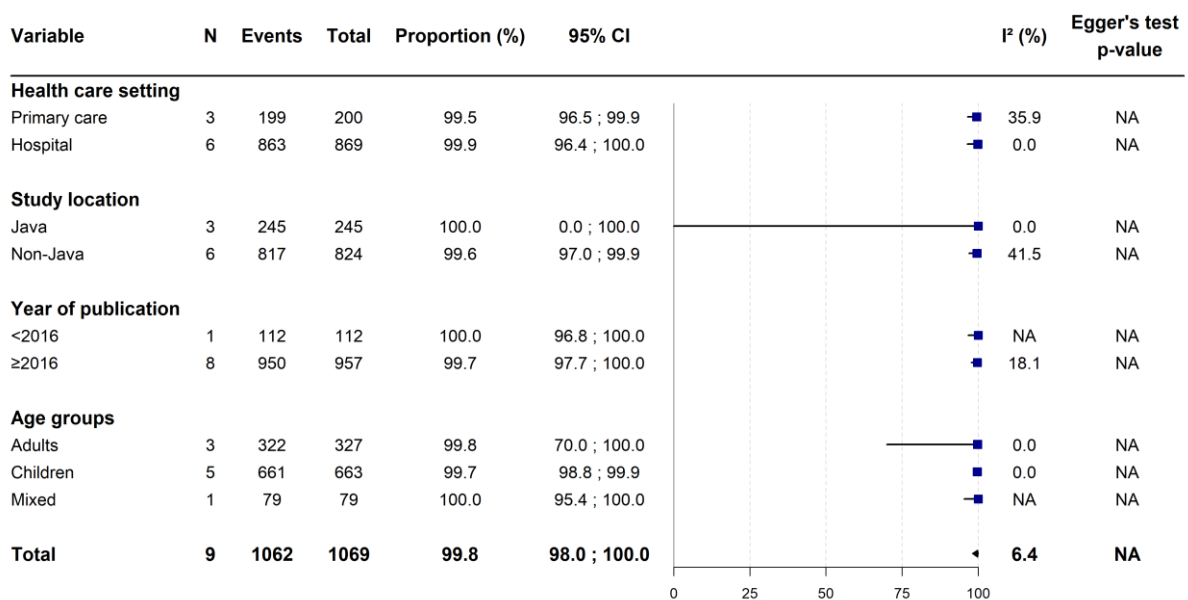


Figure S13. Summary forest plot of 16 reports on the appropriateness of antibiotic prescribing according to the “indications” indicator in the reference guidelines

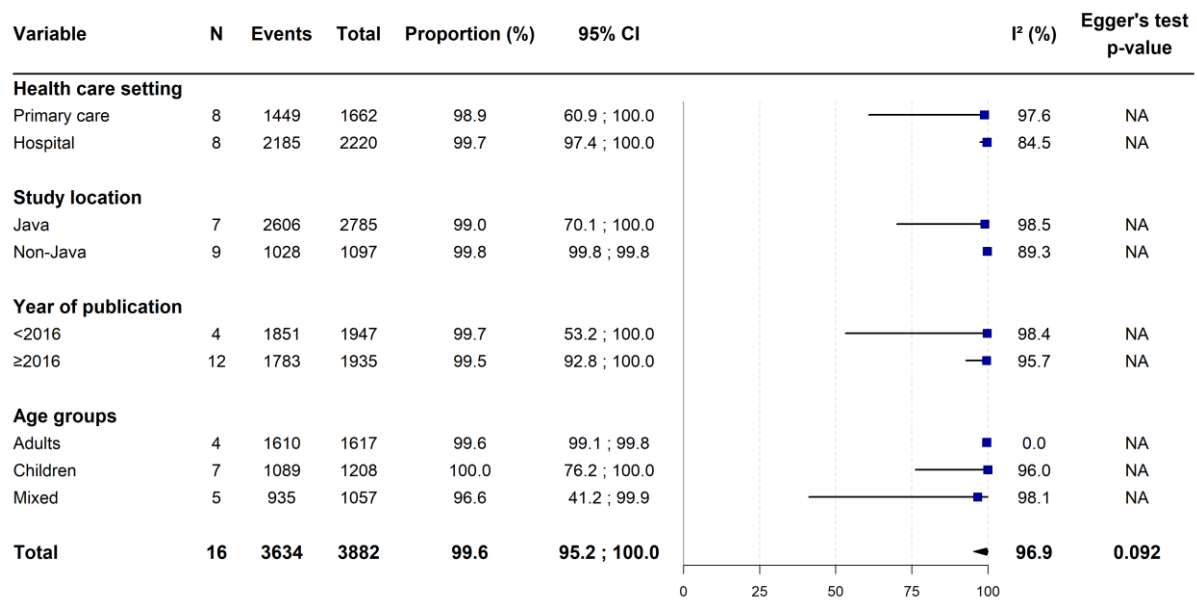


Figure S14. Summary forest plot of 13 reports on the appropriateness of antibiotic prescribing according to the “dosing frequency” indicator in the reference guidelines

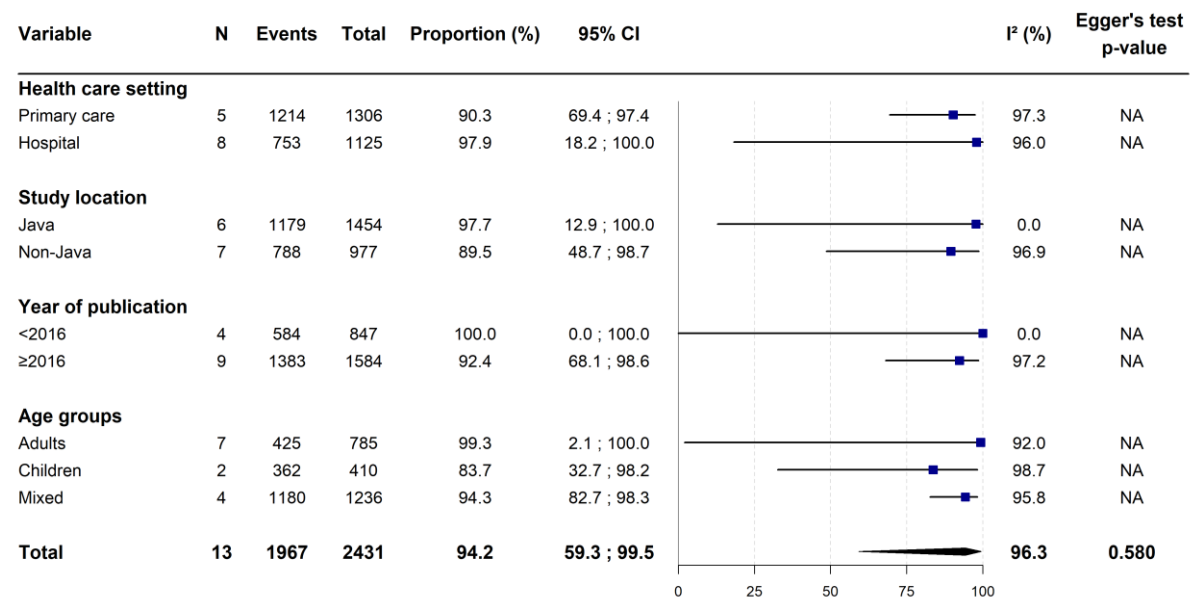


Figure S15. Summary forest plot of 9 reports on the appropriateness of antibiotic prescribing according to the “administration route” indicator in the reference guidelines

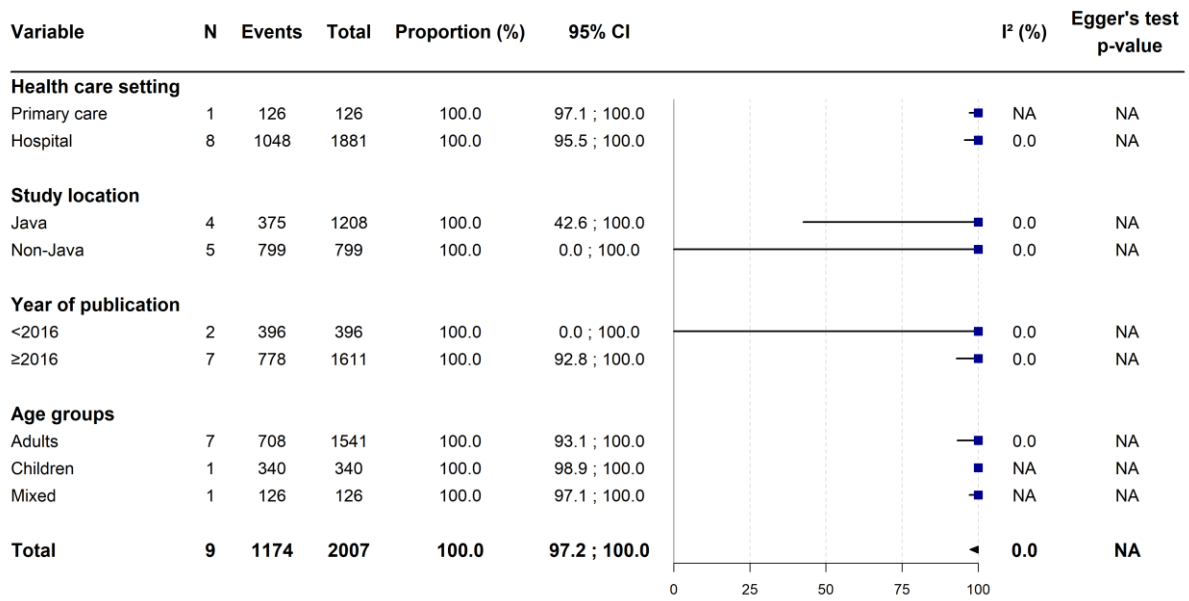


Table S7. Summary of studies on knowledge, attitudes and perceptions regarding antibiotic use

First Author	Year of study	Location	Study population	No respondents	Questionnaire	AMR awareness	Antibiotic use knowledge	Self-medication	Where to buy antibiotic	Advice to take antibiotic/ to practice self-medication	Reasons for self-medication	Adherence to treatment	Antibiotic stewardship
Community						8	16	11	9	10	6	2	1
Artini ⁷⁶	2014-2015	Denpasar, Bali	Community respondents: medical and non-medical university students	240	Developed by the authors		•	•	•	•	•		
Djawaria ⁷⁸	2014-2015	Surabaya, East Java	Community respondents at pharmacy	267	Existing questionnaire (Djawaria, 2018)			•	•	•			
Fatmah ⁷⁹	2018	Mataram, West Nusa Tenggara	Community: medical and non-medical university students	400	Based on previous studies		•	•	•				
Fernandez ⁸⁰	2012	Manggarai Barat, East Nusa Tenggara	Community respondents at pharmacies	108	Developed by the authors		•	•	•	•	•		
Fimanggara ⁸¹	2013	Jatinangor, West Java	Community respondents: non-medical college students	250	Modified from previous study	•	•						
Fitriah ⁸²	2019	Banjarbaru, South Kalimantan	Community respondents	380	Developed by the authors		•						
Hamid ⁸³	2019	Pangkajene and Kepulauan, South Sulawesi	Community respondents: teachers in public schools	236	Developed by the authors			•	•	•	•		
Insany ⁸⁴	2014	Bandung, West Java	Outpatient respondents from primary health centres and pharmacies	508	Based on previous studies			•					
Kondoji ⁸⁵	2019-2020	Manado, North Sulawesi	Community respondents	290	Developed by the authors	•	•	•		•			
Kristina ⁸⁶	2018	Yogyakarta, DIY	Patients at outpatient clinics and pharmacies	268	Modified from previous study	•	•			•			
Kurniawan ⁸⁷	2015	Manado, North Sulawesi	Community respondents at primary health centre	400	Modified from previous studies		•	•	•	•	•		
Novelni ⁸⁸	2019	Padang, West Sumatra	Community respondents	100	Developed by the authors	•	•						
Nuraini ⁸⁹	2017-2018	Bangkalan, East Java	Outpatients at secondary hospital	103	Developed by the authors		•					•	

First Author	Year of study	Location	Study population	No respondents	Questionnaire	AMR awareness	Antibiotic use knowledge	Self-medication	Where to buy antibiotic	Advice to take antibiotic/ to practice self-medication	Reasons for self-medication	Adherence to treatment	Antibiotic stewardship
Pratama ⁹⁰	2016	Jember, East Java	Community respondents: non-medical university students	324	Developed by the authors			•	•				
Salsabila ⁹¹	2019	Yogyakarta, DIY	Community respondents in rural and urban areas	125	Based on previous studies	•	•			•			
Siahaan ⁹²	2015	West Java, DKI Jakarta, Southeast Sulawesi	Community respondents: household members	1271	Developed by the authors							•	
Tandjung ⁹⁴	2020-2021	Manado, North Sulawesi	Community respondents	323	Developed by the authors		•	•			•		
WHO ⁹⁵	2015	National	Community respondents: household members	1027	Developed by specialized research agency, in collaboration with WHO	•	•		•	•			•
Widayati ⁹⁶	2010	Yogyakarta, DIY	Community respondents: household members	559	Based on previous studies in Asia			•	•	•	•		
Widayati ⁹⁷	2010	Yogyakarta, DIY	Community respondents: household members	559	Based on previous studies in Asia	•	•						
Yulia ⁹⁸	2019	Bukittinggi, West Sumatra	Community respondents	100	Developed by the authors	•	•						
Yuliani ⁹⁹	2014	Kupang, East Nusa Tenggara	Community respondents	100	Developed by the authors		•						
Healthcare provider						Antibiotic dispensing (3)			Antibiotic use knowledge (1)		The use of antibiotic guidelines (1)		
Asvinigita ⁷⁷	2019	Yogyakarta, DIY	Pharmacists	250	Developed by the authors		•						
Siswati ⁹³	2000	Padang, West Sumatra	Health care workers	110	Developed by the authors		•			•		•	
Zhang ¹⁰⁰	2018	National	General practitioners and paediatricians	100	Modified from existing questionnaire developed by World Gastroenterology Organization		•						

Abbreviations: AMR, antimicrobial resistance; DIY, Daerah Istimewa Yogyakarta; DKI, Daerah Khusus Ibukota; WHO, World Health Organization

The table summarizes 25 surveys in the domain attitudes and perceptions on antibiotic use, conducted among health care providers and communities, here organised by key emerging themes. Further details are provided in Table S5.

Table S8. Summary of findings of the knowledge, attitudes and practice surveys

First author	Year of publication	Year of study	Location	Study population	No. of population	Themes	Summary of findings
Community							
Artini ⁷⁶	2016	2014-2015	Denpasar, Bali	Community respondents: medical and non-medical university students	240	Antibiotic use knowledge	Both medical and non-medical students were aware that antibiotic use can drive antibiotic resistance (91.7% and 84.2%) and antibiotic cannot treat all disease (90% and 92.5%). Medical students had better knowledge than non-medical student that antibiotics aim to treat bacterial infection (90.8% versus 76.7%) and not to treat viral infection (64.2% versus 49.2%).
						Self-medication	Medical students were more likely to self-medicate (67.5%) than non-medical students (19.2%).
						Where to buy antibiotic	>90% at the pharmacy, <10% at kiosks.
						Advice to take antibiotic/ to practice self-medication	Past experience (36.5%), family (36.5%), and pharmacist (27%).
						Reasons for self-medication	Self-medication was practical (77.9%) and cheaper (13.5%), doctor is far (8.6%).
Djawaria ⁷⁸	2018	2014-2015	Surabaya, East Java	Community respondents buying antibiotics without a prescription at pharmacy	267	Self-medication	Majority (76%) seldom self-medicate, and 12% purchased antibiotics using a previous doctor prescription.
						Where to buy antibiotic	51.3% at the pharmacy (51.3%), 9% from family and friends; others obtained antibiotics from kiosks, previous prescriptions, or unspecified.
						Advice to take antibiotic/ to practice self-medication	Friends or family who work in the health sector (24%), family (21%), pharmacist (11%), self (6%), or friends who do not work in health sector (4%).
Fatmah ⁷⁹	2019	2018	Mataram, West Nusa Tenggara	Community respondents: medical and non-medical university students	400	Antibiotic use knowledge	67% of respondents used antibiotics for upper respiratory tract infection for 1-3 days as recommended by health care workers.
						Self-medication	47.5% self-medicated because it was easy to get, and many places sell antibiotics without prescriptions. Many were recommended to self-medicate by physicians or pharmacists.
						Where to buy antibiotic	88.1% respondents bought antibiotics from the pharmacy, 6.6% used the leftover antibiotics, 3.2% bought at kiosks, and 2.1% purchased at drugstores.
Fernandez ⁸⁰	2013	2012	Manggarai Barat, East Nusa Tenggara	Community respondents at pharmacies	108	Antibiotic use knowledge	88% knew that antibiotics treat bacterial infection; 60-65% knew that the antibiotic course must be completed, cannot treat headache and can incur side-effects when used inappropriately.
						Self-medication	All participants (100%) ever used antibiotics without a prescription. Most purchased the suggested full-course (84.2%) and kept antibiotic at home (65.7%).

First author	Year of publication	Year of study	Location	Study population	No. of population	Themes	Summary of findings
						Where to buy antibiotic	At the pharmacy (87%), got it from family (12%) or friends (1%).
						Advice to take antibiotic/ to practice self-medication	Doctor (40%), pharmacist (28%), self (18%), friends/family (8%), or brochure (6%).
						Reasons for self-medication	44.4% reported that a doctor's visit is too expensive, and 77% used the same antibiotic because it previously resulted in clinical improvement.
Fimanggar ^{a81}	2016	2013	Jatinangor, West Java	Community respondents: non-medical students	250	AMR awareness and antibiotic use knowledge	Knowledge level was poor for 56.4%, moderate for 26.4% and good for 17.2%. Misconceptions were related to taking antibiotics for common cold, taking leftover antibiotics, and antibiotics are effective to treat the same symptoms as a previous infection and to treat inflammation. Good knowledge was shown on overuse antibiotic can cause AMR, antibiotics kill bacteria, and antibiotic should be used in according with instructions.
Fitriah ⁸²	2021	2019	Banjarbaru	Community respondents	380	Antibiotic use knowledge	58.2% respondents had a good level of knowledge about antibiotic use. 98.4% had a positive attitude towards antibiotic use. Higher education ($p=0.007$) and higher income ($p=0.038$) was correlated with better antibiotic use knowledge.
Hamid ⁸³	2020	2019	Pangkajene and Kepulauan, South Sulawesi	Community respondents: teachers in public schools	236	Self-medication	78.4% respondents had ever used antibiotics without prescription, and 53% kept antibiotics at home for future use.
						Where to buy antibiotic	78.9% at the pharmacy, and 21.1% at kiosks.
						Advice to take antibiotic/ to practice self-medication	The highest source of information to self-medicate was relatives (38.4%), followed by pharmacists (30.3%), friends (12.4%), internet (12.4%), books (2.7%), kiosk staffs (1.6%), nurses (1.1%), midwives (0.5%), and television (0.5%).
						Reasons for self-medication	74.1% stated that previous good experience was the reason to self-medicate, and the rest mentioned no influence of previous experience.
Insany ⁸⁴	2015	2014	Bandung, West Java	Outpatients from 43 primary health centres and 8 pharmacies	508	Self-medication	86% respondents reported had ever practice antibiotic self-medication. Based on health belief model framework, no statistically significant was found in all 4 variables as follows: perceived benefit for not practicing self-medication ($p=0.989$): perceived barrier of no obstacles to practice antibiotic self-medication in terms of drug cost and access to healthcare ($p=0.928$), perception of the threat of antibiotic resistance ($p=0.232$), and the self-efficacy for not practicing antibiotic self-medication ($p=0.241$).
Kondo ⁸⁵	2020	2019-2020	Manado, North Sulawesi	Community respondents	290	AMR awareness	43.8% respondents were aware that inappropriate use of antibiotics could lead to AMR.
						Antibiotic use knowledge	69% respondents had a low level of knowledge on antibiotic use, 14% moderate level of knowledge, and 17% had good level of knowledge.

First author	Year of publication	Year of study	Location	Study population	No. of population	Themes	Summary of findings
				buying antibiotics		Self-medication	Only 20% respondents stated that they always bought antibiotics with prescriptions whereas 12.7% often, 40.6% sometimes, and 26.5% never bought antibiotics with prescriptions.
						Advice to take antibiotic/ to practice self-medication	21% stated that they always self-medicated themselves according to advice from friends and relatives.
Kondo ⁸⁵	2020	2018	Yogyakarta, DIY	Outpatient at clinics and pharmacies	268	AMR awareness	Low awareness of AMR was shown in survey as 80.7% respondents stated that AMR is only a problem for people who take antibiotic regularly, 76.9% said that AMR occurs when the body becomes resistant to antibiotics, and 55.2% were aware that overuse antibiotic can drive AMR.
						Antibiotic use knowledge	91% respondent understood that antibiotics are aimed to treat bacterial infections, but 78% stated antibiotics can treat viral infections, and can be used to treat colds and cough (75%).
						Advice to take antibiotic/ to practice self-medication	71% respondents agreed that internet is major source of information on antibiotics, while only 58% and 45% consider pharmacists and medical professionals respectively.
Kurniawan ⁸⁷	2017	2015	Manado, North Sulawesi	Community respondents at primary health centre	400	Antibiotic use knowledge	Participants showed good knowledge that antibiotics kill bacteria (73%); moderate knowledge that inappropriate antibiotic use can lead to resistance (59.5%); poor knowledge related to self-medication (67.8%) and the usefulness of antibiotic i.e., for cough or runny nose (74%), does not play a role in viral infection (18%). Participants with lower level of knowledge have higher probabilities to self-medicate with antibiotics than their counterparts.
						Self-medication	Of all participants, 45% self-medicated in the past six months.
						Where to buy antibiotic	52.2% at the pharmacies and 43.9% at kiosks.
						Advice to take antibiotic/ to practice self-medication	Majority (70.6%) were based on own knowledge, 25,6% from family/friends. The rest from medical workers and pharmacists.
						Reasons for self-medication	Doctor visit is unpractical (55.6%) or too expensive (3.3%), participants were too busy (26.7%) and used the same antibiotic previously to treat similar symptoms (14.4%).
Novelni ⁸⁸	2020	2019	Padang, West Sumatra	Community respondents	100	AMR awareness	54% respondents were aware that AMR may lessen the potency of antibiotics to kill the bacteria.
						Antibiotic use knowledge	71.2% respondents have moderate-level knowledge on antibiotic use, with the lowest level of knowledge was found in low-education level group.
Nuraini ⁸⁹	2018	2017-2018	Bangkalan, East Java	Outpatients at secondary hospital	103	Antibiotic use knowledge	Based on health belief model framework, the perceived benefit of antibiotic use ($p=0.021$) was statistically significant, while perceived barrier to antibiotic use ($p=0.426$), perceived threat to antibiotic use ($p=0.167$), and self-efficacy of antibiotic treatment ($p=0.872$) were not statistically significant.

First author	Year of publication	Year of study	Location	Study population	No. of population	Themes	Summary of findings
						Adherence to treatment	Based on leftover pill counting, 55.3% completed the full antibiotic course and 44.7% did not. Participants stopped the antibiotic course because they felt better and fear of side-effects on the renal function.
Pratama ⁹⁰	2018	2016	Jember, East Java	Community respondents: non-medical university students	324	Self-medication	68.5% ever used antibiotics of which 58.6% reported to purchase antibiotic without prescription. Those who have insurance were less likely to self-medicate (50%) compared to those who did not have an insurance (64%).
						Where to buy antibiotic	46.3% at the pharmacy, 12.9% at the grocery store, 12.4% from family/friends, and 10.1% at drug store.
Salsabila ⁹¹	2020	2019	Yogyakarta, DIY	Community respondents in rural and urban areas	125	AMR awareness	76.8% respondents were aware that bacteria could be resistant to antibiotics. However, 53.6% had low level of overall knowledge on antibiotic resistance.
						Antibiotic use knowledge	53.6% respondents had low level of on antibiotics use and resistance, while 46.4% had high level of knowledge.
						Advice to take antibiotic/ to practice self-medication	78.4% respondents sought healthcare professional for information on antibiotics, while 21.6% consulted internet and social media.
Siahaan ⁹²	2017	2015	No city mentioned, West Java, DKI Jakarta, Southeast Sulawesi	Community respondents: household members	1271	Adherence to treatment	66.5% of participants took antibiotic according to doctor's instructions, and 33.9% took it only until they would feel better.
Tandjung ⁹⁴	2021	2020-2021	Manado, North Sulawesi	Community respondents	323	Antibiotic use knowledge	50.5% respondents had low level of knowledge based on the response on 13 questions. 21% practiced irrational antibiotic use based on 6 indicators: information about how to use antibiotics, indication of antibiotic use, duration, dose, follow up, and dispensing.
						Self-medication	80% respondents reported ever bought antibiotics without prescriptions opposed to the rest of 20% respondents.
						Reasons for self-medication	Previous use (82%), cost-effectiveness (72%), previous similar symptoms (80%). Pharmacists allowed antibiotic purchase without prescriptions (71%).
						Advice to take antibiotic/ to practice self-medication	78% respondents used unprescribed antibiotics suggested by friends or relatives.
WHO ⁹⁵	2015	2015	National	Community respondents:	1027	AMR awareness	84% were familiar with the term AMR, 68% considered antibiotic resistance is one of the biggest world problems and 67% believed that many infections are becoming resistant to antibiotics.

First author	Year of publication	Year of study	Location	Study population	No. of population	Themes	Summary of findings
				household members		Antibiotic use knowledge	66% knew what type of disease that can be treated with antibiotic, but 63% thought cold and flu could be treated with antibiotic. 76% knew they have to take the full course of antibiotic treatment. 86% thought people should use antibiotics only when they are prescribed by doctors, but 51% thought it is ok to buy the same antibiotic if it helped previously. However, 64% disapproved of using an antibiotic given by family/friend even it was aimed to treat the same illness. The majority took antibiotics in the past month (30%) and past six months (36%). In the last doctor's visit, 83% were prescribed with antibiotics; 87% got advice on how to take antibiotic.
						Where to buy antibiotic	96% at the pharmacy, 1% at stall or hawker, 1% from the internet, 1% saved up from previous time.
						Advice to take antibiotic/ to practice self-medication	83% from doctors/nurses, 15% did not get advice from doctors/nurses, and 1% could now remember.
						Antibiotic stewardship	88% stated that doctors should only prescribe antibiotics when needed, and 83% thought governments should promote the development of new antibiotics. However, the majority (75%) thought that lay people cannot do anything to stop AMR and believed that medical experts will solve the problem before it becomes too serious
Widayati ⁹⁶	2011	2010	Yogyakarta, DIY	Community respondents: household members	559	Self-medication	Of all participants who self-medicated, 80% had previous experience in using such antibiotics. A positive association was found between self-medication and having health insurance.
						Where to buy antibiotic	64% at the pharmacy, 19.5% at both pharmacy, drug store, and kiosk.
						Advice to take antibiotic/ to practice self-medication	Physician or pharmacist (51.2%); friends/relatives (31.7%); multiple sources (9.8%); magazine, advertising, and brochure (4.9%); and past experiences (2.4%).
						Reasons for self-medication	Reasons for self-medication were previous positive experience (54%), saving time and saving money.
Widayati ⁹⁷	2012	2010	Yogyakarta, DIY	Community respondents: household members	559	AMR awareness	85% have appropriate knowledge regarding antibiotic resistance, 76% about antibiotic use for bacterial infections, but 71% had incorrect knowledge regarding antibiotics for viral infections. 50% knew that antibiotics not to be used immediately for fever. Good knowledge correlated with being male, young, higher education, and higher income.
						Antibiotic use knowledge	74% believe that antibiotics can prevent illnesses from becoming worse and 40% believe antibiotic can cure any illness.

First author	Year of publication	Year of study	Location	Study population	No. of population	Themes	Summary of findings
Yulia ⁹⁸	2019	2019	Bukittinggi, West Sumatra	Community respondents	100	AMR awareness	65% respondents were aware that AMR may lessen the potency of antibiotics to kill the bacteria, while 35% respondents were not. 68% did not aware that when pathogens are resistant to one antibiotic, other antibiotics might be potent to kill the pathogen.
						Antibiotic use knowledge	40% respondents stated antibiotic can cure all disease and 67% stated antibiotic can cure fungal infection. 80% were aware that full antibiotic course must be completed and 99% aware that antibiotic must be used based on doctor's instruction.
Yuliani ⁹⁹	2014	2014	Kupang, East Nusa Tenggara	Community respondents	100	Antibiotic use knowledge	Important misconceptions: 94% thought antibiotics can treat every disease, 92% thought that every medicine is in the antibiotic group, 94% thought that every disease can be treated with antibiotics and 68% think that non-infectious disease, such as cold, fever, headache can be treated with antibiotics.
Health care providers							
Asvinigita ⁷⁷	2019	2019	Yogyakarta, DIY	Healthcare providers: community pharmacists	250	Antibiotic dispensing	Only 76% of pharmacists would refer the patients to physicians when symptoms are suggestive of an infection. 68% stated they would dispense antibiotic without prescriptions. Respondents had generally positive view on antimicrobial stewardship programme
Siswati ⁹³	2009	2000	Padang, West Sumatra	Healthcare providers	110	Antibiotic dispensing	98.8% did not respond to patients' antibiotic demand, but 12.1% gave antibiotic so the patient could leave quickly. Advice to prescribe antibiotics were obtained from community health centre doctor (33.3%), paediatricians (17.2%), and the rests were unspecified. Factors that were associated with antibiotic prescribing were level of antibiotic knowledge, attitude toward clinical guidelines, and supervision.
						Antibiotic use knowledge	54.5% participants had high knowledge and 45.5% had low knowledge. Most respondents (77.9%) never received training on rational drug use. Only 44% had other health care providers as role models in using antibiotics, while 55.6% did not.
						The use of antibiotic guideline	63.6% showed a positive attitude towards treatment guidelines, 35.4% showed a slightly positive attitude, 1% showed a slight negative attitude, and no one showed a negative attitude.
Zhang ¹⁰⁰	2020	2018	National	Healthcare providers (General practitioners and paediatricians)	100	Antibiotic dispensing	Physicians stated that around 47% medical consultation led to antibiotic dispensing, with the most common age-group to receive antibiotics was 0-1year old. Physicians in Indonesia considered side effects of antibiotics as the highest consideration that detracted them from prescribing antibiotics to children. Only 19% respondents stated they would prescribe antibiotics to a 4-yo child with a 2-day history of upper respiratory tract infection. The major determinant to prescribing antibiotics was the severity of specific clinical symptoms.

Abbreviations: AMR, antimicrobial resistance; DIY, Daerah Istimewa Yogyakarta; DKI, Daerah Khusus Ibukota; WHO, World Health Organization

Reference list of all reports included in the systematic review

- 1 Andriani Y, Meirista I, Aprio Y. Evaluasi Penggunaan Antibiotik dengan Metode ATC/DDD dan DU 90% di Puskesmas Kebun Handil Kota Jambi Periode 2018 dan 2019. *JOURNAL OF HEALTHCARE TECHNOLOGY AND MEDICINE* 2020; 6: 700.
- 2 Dirga D, Khairunnisa SM, Akhmad AD, Setyawan IA, Pratama A. Evaluasi Penggunaan Antibiotik pada Pasien Rawat Inap di Bangsal Penyakit Dalam RSUD. Dr. H. Abdul Moeloek Provinsi Lampung. *Jurnal Kefarmasian Indonesia* 2021; : 65–75.
- 3 Hadi U, Keuter M, ... HVA. Optimizing antibiotic usage in adults admitted with fever by a multifaceted intervention in an Indonesian governmental hospital. *Tropical Medicine & International Health* 2008; 13: 888–99.
- 4 Herawati F, Yulia R, Hak E, *et al.* A Retrospective Surveillance of the Antibiotics Prophylactic Use of Surgical Procedures in Private Hospitals in Indonesia. *Hospital Pharmacy* 2019; 54: 323–9.
- 5 Kartika N, Lestari E, Farida H, Ciptaningtyas VR. Kualitas dan Kuantitas Penggunaan Antibiotik pada Kasus Penyakit Dalam Sebelum dan Setelah Penyuluhan PPRA Di Rumah Sakit Nasional Diponegoro. *Diponegoro Medical Journal (Jurnal Kedokteran Diponegoro)* 2019; 8: 1306–18.
- 6 Kusuma A, Galistiani G, Wijayanti D. Evaluasi Kuantitatif Penggunaan Antibiotik pada Pasien Caesarean Section di RSUD se-Kabupaten Banyumas. *Jurnal Farmasi Indonesia* 2016; 8. <http://www.jfionline.org/index.php/jurnal/article/view/245> (accessed May 8, 2019).
- 7 Mahmudah F, Sumiwi SA, Hartini S. Study of the Use of Antibiotics with ATC/DDD System and DU 90% in Digestive Surgery in Hospital in Bandung. *Indonesian Journal of Clinical Pharmacy* 2016; 5: 293–8.
- 8 Massey FK, Yulia R, Herawati F. Profil Kualitas dan Kuantitas Penggunaan Antibiotik Profilaksis pada Pre, On, dan Pos Bedah di Rumah Sakit Provinsi (RSP) NTB. *Jurnal Sains Farmasi & Klinis* 2021; 8: 43.

- 9 Muliani N, Herawati F, Yulia R, Wijono H. Quantity and quality profiles of antibiotics pre, on, and post surgery in a hospital setting. *International Journal of Clinical Pharmacy* 2021. DOI:10.1007/s11096-021-01251-0.
- 10 Narulita L, Bilal R, Akram M, Suharjono S. Analysis of Antibiotics on Patients Surgery, before and after Used Guidelines for Antibiotics (PPAB). *Jurnal Pharmascience* 2020; 7: 51.
- 11 Perdaka W, Sagita D, Pratama S. Studi Penggunaan Antibiotik Berdasarkan ATC / DDD Dan Du 90 % Di Puskesmas X Kota Jambi Periode 2017-2018 Study of Antibiotic Use Based on ATC / DDD and Du 90 % in Community Health Centers X City OfJambi Period 2017-2018. *Journal of Healthcare Technology and Medicine* 2020; 6: 26–32.
- 12 Pradipta IS, Ronasih E, Kartikawati AD, *et al.* Three years of antibacterial consumption in Indonesian Community Health Centers: The application of anatomical therapeutic chemical/defined daily doses and drug utilization 90% method to monitor antibacterial use. *Journal of Family and Community Medicine* 2015; 22: 101.
- 13 Pratama NYI, Suprapti B, Ardhiansyah AO, Shinta DW. Analisis Penggunaan Antibiotik pada Pasien Rawat Inap Bedah dengan Menggunakan Defined Daily Dose dan Drug Utilization 90% di Rumah Sakit Universitas Airlangga. *Indonesian Journal of Clinical Pharmacy* 2019; 8: 256.
- 14 Putri Hadiningrat Ayunda, Akrom A, Risdiana I. Jurnal Farmasi Sains dan Praktis ANALISIS PENGGUNAAN ANTIBIOTIK PADA PASIEN COMMUNITY-ACQUIRED PNEUMONIA (CAP) DI RS PKU MUHAMMADIYAH GAMPING ANALYSIS OF THE USE ANTIBIOTICS IN COMMUNITY-ACQUIRED PNEUMONIA (CAP) PATIENTS AT PKU MUHAMMADIYAH GAMPING HOSPIT. 2021 DOI:10.31603/PHARMACY.V7I1.3251.
- 15 Rachmawati S, Fazeri RL, Norcahyanti I. Gambaran Penggunaan Antibiotik di Bangsal Penyakit Dalam RSUD Bangil Kabupaten Pasuruan. *JPSCR: Journal of Pharmaceutical Science and Clinical Research* 2020; 01: 12–21.
- 16 Sholih MG, Sudarjat H, Saula LS. Gambaran Penggunaan Antibiotik Berdasarkan metode ATC / DDD dan DU 90 % di salah satu PUSKESMAS Karawang. *Health Science Growth* 2019; : 31–7.

- 17 Susanto M, Qanti PO, Anggraini D, Enda WG. Decline in Antibiotic Use after Implementation of Restriction Program at Eka Hospital, Pekanbaru, Riau. In: The 5th International Conference on Public Health. 2019: 1–7.
- 18 Trisia FJ, Sagita D, Pratama S, *et al.* Evaluasi Penggunaan Antibiotik Dengan Metode ATC / DDD Dan DU 90 % Di Dua Puskesmas Kota Jambi Periode 2017-2018 Evaluation Of Antibiotic Use By Method ATC / DDD And DU 90 % In Two Health Centers Jambi Period 2017-2018. *Journal of Healthcare Technology and Medicine* 2020; 6: 125–38.
- 19 Wikantiananda T, Tjahjadi AI, Sudjud RW. Antibiotic Utilization Pattern in the Intensive Care Unit of Tertiary Hospital in West Java, Indonesia. *International Journal of Integrated Health Sciences* 2019; 7: 81–7.
- 20 Yulia R, Yuaraningtyas G, Wijono H. Profil penggunaan antibiotik dan peta kuman di ruang rawat RS Husada Utama Surabaya. 2017. <http://repository.ubaya.ac.id/31867/> (accessed May 7, 2019).
- 21 Adani NL, Arkhaesi N, Anam M. Hubungan usia anak dan diagnosis dengan rasionalitas penggunaan antibiotik pada pasien anak di Puskesmas Rowosari Semarang. *Jurnal Kedokteran Diponegoro* 2015; 4: 1277–85.
- 22 Aljufri AQ, Yasin NM, Wahyono D. Rasionalitas Terapi Antibiotik Empiris Pada Pasien Pneumonia di Instalasi Rawat Inap RSUP Dr. Kariadi Semarang. *Majalah Farmaseutik* 2021; 17: 89.
- 23 Anggraini ENF, Wicaksono A, Armyanti I. Rasionalitas Penggunaan Antibiotik pada Kasus Typhus Abdominalis di Puskesmas Siantan Hilir Kota Pontianak Tahun 2014. *Jurnal Mahasiswa PSPD FK Universitas Tanjungpura* 2018; 2. <http://jurnal.untan.ac.id/index.php/jfk/article/view/23543> (accessed May 8, 2019).
- 24 Hanifah H, Sari I, Nuryastuti T. Evaluasi Penggunaan Antibiotik Empiris dan Analisis Biaya Demam Tifoid di Sebuah RS Swasta Kota Semarang. *jsfk.ffarmasi.unand.ac.id* 2018; 5: 1–6.
- 25 Hardiana I, Ratih Laksmiawati D, Utami Ramadaniati H, *et al.* EVALUASI PENGGUNAAN ANTIBIOTIKA PADA PASIEN PNEUMONIA KOMUNITAS DI INSTALASI RAWAT INAP RSPAD GATOT SUBROTO. *Original Article MFF* 2021; 25: 1–6.

- 26 Ibrahim AM, Widyati W, Prasetyadi FOH. Analisis Kualitatif Penggunaan Antibiotik pada Pasien Rujukan dengan Metode Analisis Alur Gyssen di RSPAL Dr. Ramelan Surabaya. *MPI (Media Pharmaceutica Indonesiana)* 2020; 3: 88.
- 27 Inez A, Susanti Program Studi Farmasi R, Kedokteran Universtas Tanjungpura Jl Profesor Dokter Hadari Nawawi FH, *et al.* Evaluasi Rasionalitas Penggunaan Antibiotik pada Pasien Anak Rawat Inap di Rumah Sakit Universitas Tanjungpura Periode Januari-Juni 2018 Evaluation of Antibiotic Rationality for Pediatric Inpatient at Hospital of Tanjungpura University Period. 2019 <https://jurnal.untan.ac.id/index.php/jmfarmasi/article/view/37615> (accessed Feb 7, 2021).
- 28 Maakh DT, Da A, Fraga SS, Firdaus A. Rationality Evaluation of The Use of Prophylactic Antibiotics In Sectio Caesarea Patients In Hospitals. Mgr. Gabriel Manek, Svd Atambua in 2018. Universitas Citra Bangsa, 2019 <http://www.cyber-chmk.net/ojs/index.php/farmasi/article/view/641> (accessed Feb 4, 2021).
- 29 Magdalena R, Bachtiar A. Antimicrobial Resistance Control Program on The Rational Use of Antibiotics In Eka Hospital Pekanbaru, Indonesia. *publications.inschool.id* 2018. <http://publications.inschool.id/index.php/icash/article/view/258> (accessed May 9, 2019).
- 30 Muthoharoh A, Iana ND, Rahmatullah St, Wirasti W. Evaluasi kualitatif penggunaan antibiotika profilaksis di instalasi bedah sentral secara retrospektif. 2019 <http://repository.urecol.org/index.php/proceeding/article/view/386> (accessed May 8, 2019).
- 31 Purwaningsih AEDA, Rahmawati F, Wahyono D. Evaluasi Penggunaan Antibiotik Pada Pasien Pediatri Di Bangsal Rawat Inap Rumah Sakit Islam Sultan Agung Semarang. 2015. http://etd.repository.ugm.ac.id/index.php?act=view&buku_id=83867&mod=penelitian_detail&sub=PenelitianDetail&typ=html (accessed May 9, 2019).
- 32 Rosdiana D, Anggraini D, Balmas M, Effendi D, Bet A. Peningkatan Rasionalitas Penggunaan Antibiotik Pasca Implementasi Kebijakan Penggunaan Antimikroba di RSUD Arifin Achmad Pekanbaru. *Jurnal Kedokteran Brawijaya* 2018; 30: 36–40.
- 33 Setiawan S, Widyati W, Harijono P. Profil Penggunaan Antibiotik Pascapencanangan Penerapan Program Pengendalian Resistensi Antibiotik di Intensive Care Unit Rumah Sakit TNI-AL dr. Ramelan. *Jurnal Farmasi Klinik Indonesia* 2018; 7: 30–7.

- 34 Sumiwi SA. Quality of Antibiotics Use in Patients with Digestive Surgery in Hospital in Bandung City. *Indonesian Journal of Clinical Pharmacy* 2014; 3: 135–40.
- 35 Sutrisno E, Humardewayanti R, Bayupurnama P. Impact of irrational antibiotic therapy to hospital cost of care of pneumonia in patients in Dr. Sardjito Hospital. *Acta Interna: The Journal of Internal Medicine* 2013; 3: 67–71.
- 36 Waridiarto DS, Agus Priambodo, Endang Sri Lestari. Kualitas penggunaan antibiotik pada kasus bedah orthopedi di bangsal bedah RSUP Dr. Kariadi. *Media Medika Muda* 2015; 4: 618–25.
- 37 Yoaniha N, Wirakusumah F, Sukarsa R. Gambaran Rasionalitas Penggunaan Antibiotik berdasarkan Kriteria Gyssens di Bangsal Obstetri dan Ginekologi RSUP Dr. Hasan Sadikin Bandung. *obgynia.com* 2018.
<http://www.obgynia.com/obgyn/index.php/obgynia/article/view/37> (accessed May 9, 2019).
- 38 Andrajati R, Tilaqza A, Supardi S. Factors related to rational antibiotic prescriptions in community health centers in Depok City, Indonesia. *Journal of infection and public health* 2016; 10: 41–8.
- 39 Anggraini AB, Syachroni. Penggunaan Antibiotik Profilaksis pada Bedah Bersih di Rumah Sakit di Jakarta. *Jurnal Penelitian dan Pengembangan Pelayanan Kesehatan* 2020; 4: 7–12.
- 40 Bakhtiar, Makaba S, Hasmi, Mallongi A. Rationality of Antibiotic Drug Used to Medical Patient Post-Operatively in Selebe Solu Hospital Sorong City Papua Barat Province 2018. *International Journal of Science and Healthcare Research* 2019; 4.
http://ijshr.com/IJSHR_Vol.4_Issue.1_Jan2019/IJSHR0022.pdf (accessed May 9, 2019).
- 41 Benua GP, Tiwow GAR, Untu SD, Karauwan FA. Evaluasi Rasionalitas Penggunaan Antibiotik Pada Pasien ISPA Di Puskesmas Tonusu Kecamatan Pamona Puselemba Kabupaten Poso. *Jurnal Biofarmasetikal Tropis* 2019; 2019: 136–40.
- 42 Bestari MP, Karuniawati H. Evaluasi Rasionalitas dan Efektifitas Penggunaan Antibiotik pada Pasien Pneumonia Pediatrik di Instalasi Rawat Inap Rumah Sakit Pusat Jawa Tengah. *Pharmacon: Jurnal Farmasi Indonesia* 2019; 14. DOI:10.23917/pharmacon.v14i2.6524.

- 43 Dania H, Baroroh F, Bachri MS. Evaluasi Penggunaan Antibiotik Pada Pasien Bedah Sesar Di Rumah Sakit PKU Muhammadiyah Bantul Yogyakarta. *Pharmacy: Jurnal Farmasi Indonesia* 2016; 13. <https://www.neliti.com/id/publications/161113/evaluasi-penggunaan-antibiotik-pada-pasien-bedah-sesar-di-rumah-sakit-pku-muhamm> (accessed May 10, 2019).
- 44 Dewi RS, Radji M, Andalusia R. Evaluation of Antibiotic Use Among Sepsis Patients in an Intensive Care Unit: A cross-sectional study at a referral hospital in Indonesia. *Sultan Qaboos University Medical Journal [SQUMJ]* 2018; 18: 367.
- 45 Dewi R, Sutrisno D, Purnamasari R. Evaluasi Penggunaan Antibiotik pada Pasien Balita dengan Diagnosa Infeksi Saluran Pernapasan Atas di Puskesmas Koni Kota Jambi. *J Sains Kes* 2020 2020; 2: 385–90.
- 46 Dewi R, Sutrisno D, Medina F, *et al.* Evaluasi Penggunaan Antibiotik Infeksi Saluran Pernapasan Atas pada Anak di Puskesmas Olak Kemang Kota Jambi Tahun 2018 Evaluation of Antibiotic Use for Upper Respiratory Tract Infections in Children in Olak Kemang Public Health Center, Jambi in 2018. 2020 DOI:10.30595/PHARMACY.V17I1.6936.
- 47 Ridha Elvina, Nur Rahmi, Sandra Ayu Oktavira. Evaluasi penggunaan antibiotik pada pasien Community-Acquired Pneumonia (CAP) di instalasi rawat inap rumah sakit “X” Jakarta. *Pharmacy* 2017; 14: 64–74.
- 48 Fakhrunnisa F, Andrajadi R, Radji M. Quality of Antibiotic Prescribing for Respiratory Tract Disease in Primary Healthcare Centers in the District of Tegal, Central Java, Indonesia. *Indonesian Journal of Clinical Pharmacy* 2020; 9: 95.
- 49 Risha Fillah Fithria, Akroman Rohmat Di’fain. Rasionalitas terapi antibiotik pada pasien diare akut anak usia 1-4 tahun di rumah sakit Banyumanik Semarang tahun 2013. *Pharmacy* 2015; 12: 197–209.
- 50 Grassella, Yuswar MA, Purwanti NU. ANTIBIOTICS USAGE RATIONALITY AND DRUG INTERACTIONS IN CHILDREN’S OUTPATIENT DIAGNOSED WITH ACUTE Studi rasionalitas penggunaan antibiotik dan interaksi obat pada pasien anak terdiagnosis Infeksi Saluran Pernapasan Akut (ISPA) di instalasi rawat jalan RSUD. *Jurnal Mahasiswa Farmasi Fakultas Kedokteran UNTAN* 2019; 4. <https://jurnal.untan.ac.id/index.php/jmfarmasi/article/view/35316> (accessed Feb 7, 2021).

- 51 Harartasyahrani RA, Simamora S. Evaluasi penggunaan antibiotik profilaksis pada pasien bedah kategori highly recommended di rumah sakit "X" kota Prabumulih. *Jurnal Muara Sains, Teknologi, Kedokteran dan Ilmu Kesehatan* 2021; 5: 121.
- 52 Hasyul SFP, Puspitan T, Nuari DA, Muntaqin EP, Wartini E, Eka MY. Evaluasi penggunaan obat antibiotik pada pasien demam tifoid di Kabupaten Garut pada Januari-Desember 2017. *Jurnal Ilmiah Farmako Bahari* 2019; 10: 160–70.
- 53 Herlina D, Hasina R, Dewi NMAR. Pola persepsian antibiotik pada pasien infeksi saluran kemih di instalasi rawat jalan RSUD Provinsi NTB tahun 2017. *Sasambo Journal of Pharmacy* 2021; 2: 11–5.
- 54 Islam Z, Qodariyah SM, Nursehah ENE. Penggunaan Antibiotik Pada Terapi Community Acquired Pneumonia di RSUD Pasar Rebo dan RSUD Tarakan di Jakarta Tahun 2014. *Jurnal Sains dan Teknologi Farmasi* 2017; 19: 1–8.
- 55 Jamiati J, Abadi H, Sari M. Evaluasi Peresepan Antibiotik Pada Pasien Rawat Jalan di Puskesmas Dabun Gelang Kabupaten Gayo Lues. *Jurnal Dunia Farmasi* 2019; 3: 115–22.
- 56 Kaparang PC, Tjitrosantoso H, Yamlean PV. Evaluasi kerasionalan penggunaan antibiotika pada pengobatan pneumonia anak di instalasi rawat inap RSUP Prof. Dr. R. D. Kandou manado periode Januari-Desember 2013. *PHARMACON* 2014; 3. <https://ejournal.unsrat.ac.id/index.php/pharmacon/article/view/5440> (accessed May 13, 2019).
- 57 Kurniawati H, Auliyannah A. Pattern of antibiotics use in adult patients with Urinary Tract Infection (UTI). 2021 DOI:10.20527/JBK.V17I1.10244.
- 58 Limato R, Nelwan EJ, Mudia M, *et al.* A multicentre point prevalence survey of patterns and quality of antibiotic prescribing in Indonesian hospitals. *JAC-Antimicrobial Resistance* 2021; 3. DOI:10.1093/jacamr/dlab047.
- 59 Nawakasari N, Nugraheni AY. Evaluasi Penggunaan Antibiotik pada Pasien Infeksi Saluran Kemih di Instalasi Rawat Inap RSUP X di Klaten Tahun 2017. *Pharmacon: Jurnal Farmasi Indonesia* 2019; 16: 38–48.

- 60 Nyoman SMH N, Sumarsono T, Wahidatun N. Study on Use of Antibiotics for the Treatment of Acute Respiratory Infections (ARIs) in Children at a Clinic in Bandung, Indonesia. 2017. [https://www.rjpbcs.com/pdf/2017_8\(1S\)/\[24\].pdf](https://www.rjpbcs.com/pdf/2017_8(1S)/[24].pdf) (accessed May 10, 2019).
- 61 Octavia DR. Evaluasi Penggunaan Antibiotika Profilaksis pada Pasien Bedah Sesar. *Indonesian Journal of Health Research* 2019; 2: 23–30.
- 62 Ofisya M, Laviesta, Susanti R, Purwanti NU. Evaluasi penggunaan antibiotik pada pasien pneumonia rawat inap di RSUD dr. Soedarso Pontianak. 2020 <https://jurnal.untan.ac.id/index.php/jmfarmasi/article/view/42256> (accessed Feb 7, 2021).
- 63 Oktaviani F, Wahyono D, Yuniarti E. Evaluasi penggunaan antibiotik profilaksis terhadap kejadian infeksi luka operasi pada operasi sectio caesarea. *JURNAL MANAJEMEN DAN PELAYANAN FARMASI (Journal of Management and Pharmacy Practice)* 2015. <https://journal.ugm.ac.id/jmpf/article/view/29449> (accessed May 7, 2019).
- 64 Ovikariani S, Saptawat T, Rahma FA. Evaluasi Rasionalitas Penggunaan Antibiotik Pada Pasien Ispa Di. *Jurnal Ilmu Keperawatan dan Kebidanan STIKES Telogorejo* 2019; XI: 76–82.
- 65 Rusdiana N, Safitri M, Resti A. Evaluasi penggunaan antibiotika profilaksis pada pasien bedah sesar terencana di rumah sakit ibu dan anak “x” di Tangerang. *Social Clinical Pharmacy Indonesia Journal* 2016. <http://journal.uta45jakarta.ac.id/index.php/SCPIJ/article/view/275> (accessed May 9, 2019).
- 66 Sugiarti T, Sidemen A, Wiratmo. Studi Penggunaan Antibiotik pada Pasien Penyakit ISPA Usia Bawah Lima Tahun di Instalasi Rawat Jalan Puskesmas Sumbersari Periode 1 Januari-31 Maret 2014. *jurnal.unej.ac.id* 2015. <https://jurnal.unej.ac.id/index.php/JPK/article/view/2583> (accessed May 9, 2019).
- 67 Zazuli Z, Sukandar EY, Lisni I. Evaluasi Penggunaan Obat pada Pasien Bedah di Suatu Rumah Sakit Swasta di Bandung. *Jurnal Farmasi Klinik Indonesia* 2015; 4: 87–97.

- 68 Dwiprahasto I. Ketersediaan obat di kabupaten dan mutu peresepan di pusat pelayanan kesehatan primer. *Berkala Ilmu Kedokteran* 2004. <http://i-lib.ugm.ac.id/jurnal/detail.php?dataId=3283> (accessed May 9, 2019).
- 69 Farida H, Herawati H, Hapsari M, Notoatmodjo H, Hardian H. Penggunaan antibiotik secara bijak untuk mengurangi resistensi antibiotik, Studi Intervensi di Bagian Kesehatan Anak RS Dr. Kariadi. *Sari Pediatri* 2008; 10: 34–41.
- 70 Hapsari M, Farida H, Keuter M, PJ B, Pediatri UH-S, 2016 U. Penurunan Penggunaan Antibiotik pada Pasien Anak dengan Demam. *Sari Pediatri* 2006; 8: 16–24.
- 71 Karuniawati H, Yulianti T, Aini DK, Nurwienda FI. Impact of antimicrobial stewardship program on the use of antibiotics in pneumonia patients at teaching hospital in surakarta Indonesia. *International Journal of Applied Pharmaceutics* 2021; 13: 20–3.
- 72 King J, Ciptaningtyas VR. Kuantitas Penggunaan Antibiotik Sebelum Dan Setelah Pembuatan Pedoman Penggunaan Antibiotik (Ppab) Penelitian Pada Kasus Bedah Digestif Rsup Dr. Kariadi Semarang. *Jurnal Kedokteran Diponegoro* 2015; 4: 1072–82.
- 73 Lizikri A, Arozal W, Ramadaniati HU. Effects of Clinical Pathway Implementation in Management of Pediatric Inpatients with Pneumonia: A Cross-Sectional Study in Indonesia. *International Journal of Research in Pharmaceutical Sciences* 2020; 11: 7281–8.
- 74 Murni IK, Duke T, Kinney S, Daley AJ, Soenarto Y. Reducing hospital-acquired infections and improving the rational use of antibiotics in a developing country: an effectiveness study. *Archives of Disease in Childhood* 2015; 100: 454–9.
- 75 Widowati I, Wirawan I, Nopiyani N, Sari K. Pharmacist counseling intervention to improve patient antibiotic compliance. *phpmajournal.org* 2018. <https://phpmajournal.org/index.php/phpma/article/view/158> (accessed May 9, 2019).
- 76 Artini I, Indrayani A. Penggunaan antibiotika secara mandiri pada mahasiswa kedokteran dan non kedokteran Universitas Udayana. *ojs.unud.ac.id* 2016. <https://ojs.unud.ac.id/index.php/ach/article/view/27464> (accessed May 9, 2019).
- 77 Asvinigita LRM, Ikapuspitasari, Kristina SA. Antibiotics stewardship practice among community pharmacists in indonesia: A cross-sectional survey. *International Journal of Pharmaceutical Research* 2019; 11: 176–81.

- 78 Djawaria DAP, Setiadi AP, Setiawan E. Analisis Perilaku dan Faktor Penyebab Perilaku Penggunaan Antibiotik Tanpa Resep di Surabaya Behavior Behavior Analysis and Attributed Factors to Non Prescription Antibiotic Used in Surabaya. *JURNAL MKMI* 2018; 14. DOI:10.30597/mkmi.v14i4.5080.
- 79 Fatmah S, Aini SR, Pratama IS. Tingkat Pengetahuan Mahasiswa Tahun Pertama Bersama (TPB) tentang Penggunaan Antibiotik dalam Swamedikasi. *Jurnal Sains Farmasi & Klinis* 2019; 6: 200.
- 80 Fernandez ABM. Studi Penggunaan Antibiotik Tanpa Resep Di Kabupaten Manggarai dan Manggarai Barat – NTT. 2013; 2: 1–17.
- 81 Fimanggara B, Istriati, Diposarosa R. Knowledge and Attitude towards Antibiotic Use among College Students in Jatinangor. *journal.fk.unpad.ac.id* 2016. <http://journal.fk.unpad.ac.id/index.php/amj/article/view/792> (accessed May 9, 2019).
- 82 Fitriah R, Mardiaty N, Tinggi S, *et al.* Pengaruh faktor sosiodemografi terhadap pengetahuan dan sikap pada penggunaan antibiotik di kalangan masyarakat pedesaan: Studi observasional di kecamatan Cempaka Banjarbaru. 2021 DOI:10.31603/PHARMACY.V7I1.3181.
- 83 Hamid F, Rasmin Kotto F, Prasetya W. Karakteristik Pengguna Antibiotik tanpa Resep Dokter di Kalangan Guru Kecamatan Labakkang, Kabupaten Pangkajene dan Kepulauan. 2020 DOI:10.24252/ALAMI.V4I2.15157.
- 84 Insany AN, Dika P. Destiani, Anwar Sani, Lilik Sabdaningtyas, Ivan S. Pradipta. Association between Perceived Value and Self-Medication with Antibiotics: An Observational Study Based on Health Belief Model Theory. *Jurnal Farmasi Klinik Indonesia* 2015; 4: 77–86.
- 85 Kondoj IV, Lolo WA, Jayanto I. Pengaruh Tingkat Pengetahuan Dan Sikap Terhadap Penggunaan Antibiotik Di Apotek Kimia Farma 396 Tuminting Kota Manado. *Pharmacon* 2020; 9.
- 86 Kristina SA, Wati R, Prasetyo SD, Fortwengel G. Public knowledge and awareness towards antibiotics use in Yogyakarta: A cross sectional survey. *Pharmaceutical Sciences Asia* 2020. DOI:10.29090/psa.2020.02.019.0008.

- 87 Kurniawan K, Posangi J, Rampengan N. Association between public knowledge regarding antibiotics and self-medication with antibiotics in Teling Atas Community Health Center, East Indonesia. *Medical Journal of Indonesia* 2017; 26: 62.
- 88 Novelni R, Azyenela L, Septiana Y. Hubungan tingkat pendidikan masyarakat terhadap pengetahuan dalam penggunaan antibiotik oral di apotek Kecamatan Koto Tangah Padang. *Jurnal Penelitian Farmasi Indonesia* 2020; 9: 2020.
- 89 Nuraini A, Yulia R, Herawati F, Setiasih S. The Relation between Knowledge and Belief with Adult Patient's Antibiotics Use Adherence. *Journal of Management and Pharmacy Practice* 2019; 8: 165.
- 90 Pratama AN, Rohmawati A, Rachmawati E. A survey of antibiotics purchased without prescription among non-health science students in Jember, Indonesia. *Jurnal Farmasi Sains dan Komunitas* 2018; 15: 47–54.
- 91 Salsabila NN, Kristina SA. Awareness on antibiotic resistance among lay people in Yogyakarta, Indonesia. *INTERNATIONAL JOURNAL OF PHARMACEUTICAL RESEARCH* DOI:10.31838/ijpr/2020.12.03.023.
- 92 Siahaan S, Usia T, Pujiati S, *et al.* Pengetahuan, sikap, dan perilaku masyarakat dalam memilih obat yang aman di tiga Provinsi di Indonesia. *neliti.com* 2017. <https://www.neliti.com/publications/178574/pengetahuan-sikap-dan-perilaku-masyarakat-dalam-memilih-obat-yang-aman-di-tiga-p> (accessed May 7, 2019).
- 93 Siswati S. Analisis penggunaan antibiotika yang tidak rasional pada balita penderita bukan pneumonia di kota Padang. Lembaga Penelitian, Universitas Negeri Padang, 2009 <http://ejournal.unp.ac.id/index.php/sainstek/article/view/153> (accessed May 8, 2019).
- 94 Tandjung H, Wiyono WI, Mpila DA. Pengetahuan dan penggunaan antibiotik secara swamedikasi pada masyarakat di kota Manado. 2021 DOI:10.35799/PHA.10.2021.34044.
- 95 WHO. Antibiotic Resistance: Multi-Country Public Awareness Survey. *WHO Press* 2015; : 1–51.
- 96 Widayati A, Suryawati S, de Crespigny C, Hiller JE. Self medication with antibiotics in Yogyakarta City Indonesia: a cross sectional population-based survey. *BMC Research Notes* 2011; 4: 491.

- 97 Widayati A, Suryawati S, de Crespigny C, Hiller JE. Knowledge and beliefs about antibiotics among people in Yogyakarta City Indonesia: a cross sectional population-based survey. *Antimicrobial Resistance and Infection Control* 2012; 1: 38.
- 98 Yulia R, Putri R, Wahyudi R. Studi Tingkat Pengetahuan Masyarakat terhadap Penggunaan Antibiotik di Puskesmas Rasimah Ahmad Bukittinggi. *Journal of Pharmaceutical And Sciences* 2019; 2: 43–8.
- 99 Yuliani NN, Wijaya C, Moeda G. Tingkat pengetahuan masyarakat RW IV Kelurahan Fontein Kota Kupang terhadap penggunaan antibiotik. 2014 <https://media.neliti.com/media/publications/259672-tingkat-pengetahuan-masyarakat-rwiv-kelu-a98691f1.pdf> (accessed May 10, 2019).
- 100 Zhang J, Cameron D, Quak SH, *et al.* Rates and determinants of antibiotics and probiotics prescription to children in Asia-Pacific countries. *Beneficial Microbes* 2020; 11: 329–38.