

## **Immune system and blood-brain barrier-wide biomarker analyses provide causal evidence for autoimmunity in dementia**

Joni V. Lindbohm, MD, PhD;<sup>1,2</sup> Nina Mars, MD, PhD;<sup>3</sup> Pyry N. Sipilä, MD, PhD;<sup>2</sup> Prof. Archana Singh-Manoux;<sup>1,4</sup> Heiko Runz, MD, PhD;<sup>5,6</sup> *FinnGen*; <sup>3</sup> Prof. Gill Livingston;<sup>7,8</sup> Prof. Sudha Seshadri;<sup>9,10,11,12</sup> Prof. Ramnik Xavier;<sup>13,14</sup> Prof. Aroon D. Hingorani;<sup>15,16,17</sup> Prof. Samuli Ripatti;<sup>2,3,18\*</sup> Prof. Mika Kivimäki<sup>1,2\*</sup>

<sup>1</sup> Department of Epidemiology and Public Health, University College London, 1-19 Torrington Place, London, UK

<sup>2</sup> CliniCUM, Department of Public Health, University of Helsinki, P.O. Box 41, FI-00014 Helsinki, Finland

<sup>3</sup> Institute for Molecular Medicine Finland (FIMM), HiLIFE, University of Helsinki, Helsinki, Finland

<sup>4</sup> Université de Paris, Inserm U1153, Epidemiology of Ageing and Neurodegenerative diseases, Paris, France

<sup>5</sup> Molecular Medicine Partnership Unit (MMPU), University of Heidelberg/EMBL, Heidelberg, Germany

<sup>6</sup> Translational Biology, Biogen Inc, Cambridge, MA, USA

<sup>7</sup> Division of Psychiatry, University College London, London, UK

<sup>8</sup> Camden and Islington NHS Foundation Trust, London, UK

<sup>9</sup> Glenn Biggs Institute of Alzheimer's and Neurodegenerative Diseases, University of Texas Health Science Center, San Antonio, TX, USA.

<sup>10</sup> Boston University School of Public Health, Boston, MA, USA.

<sup>11</sup> New York University Grossman School of Medicine, New York, NY, USA.

<sup>12</sup> Boston University School of Medicine, Boston, MA, USA.

<sup>13</sup> Center for Computational and Integrative Biology, Massachusetts General Hospital and Harvard Medical School, Boston, MA, USA

<sup>14</sup> Department of Molecular Biology, Massachusetts General Hospital and Harvard Medical School, Boston, MA, USA

<sup>15</sup> Institute of Cardiovascular Science, University College London, London, UK

\* This preprint reports new research that has not been certified by peer review and should not be used to guide clinical practice.

<sup>16</sup> University College London, British Heart Foundation Research Accelerator, London, UK.

<sup>17</sup> Health Data Research UK, London, UK.

<sup>18</sup> Broad Institute of the Massachusetts Institute of Technology and Harvard University, Cambridge, MA, USA

\* Authors contributed equally

Correspondence to Dr Joni Lindbohm, Clinicum, Department of Public Health, University of Helsinki, P.O. Box 41, FI-00014 Helsinki, Finland; E-mail address: [joni.lindbohm@helsinki.fi](mailto:joni.lindbohm@helsinki.fi); Telephone: +358 9 1911 Fax: +358 9 191 27 600

## Abstract

Immune system and blood brain barrier (BBB) dysfunction are implicated in the development of Alzheimer's disease and other dementias, but their causal role remains unknown. We performed Mendelian randomization (MR) for over 43,643 immune system and BBB-related biomarkers and identified 126 potential causal risk factors for dementias. A phenome-wide analysis using MR-based polygenic risk score in FinnGen study (N=339,233) for these risk factors revealed a common genetic background for dementias and autoimmune diseases which was supported by further HLA analyses. Pathway analyses linked the 126 proteins to amyloid- $\beta$ , tau and  $\alpha$ -synuclein pathways, increased inflammatory responses, and altered self-tolerance mechanisms. In inverse-probability-weighted analyses simulating randomized controlled drug trials in observational data, anti-inflammatory and immunosuppressive medications were associated with reduced dementia risk ( $p < 0.01$  for methotrexate and TNF- $\alpha$  inhibitors). These converging results from different research lines suggest that autoimmunity is a modifiable component in diseases causing dementia.

## 1 **Background**

2

3 Dysregulation of peripheral and central immune systems and chronic neuroinflammation occur in  
4 diseases, such as severe infections and autoimmune diseases that relate to increased risk of  
5 dementia.<sup>1-3</sup> In central immune system, neuroinflammation can closely relate to sustained activation  
6 of microglia, the resident immune cells in the central nervous system (CNS), and lead to  
7 neurodegeneration and increased deposition of plaques and tangles.<sup>1-3</sup> When CNS encounters  
8 infections, trauma, or toxins, microglia are key in the acute immune response and in this phase are  
9 neuroprotective. When the microglia activation continues, this leads to chronic production of pro-  
10 inflammatory products including reactive oxygen species, nitric oxide, and cytokines.<sup>1-3</sup> This in turn  
11 may exacerbate disease-specific pathology, such as amyloid  $\beta$  and tau protein in Alzheimer's  
12 disease, and neurodegeneration.<sup>1</sup>

13

14 In addition, the peripheral immune system and blood brain barrier are thought to be important in the  
15 development of dementias.<sup>1,4</sup> Because of the crosstalk between the central and peripheral immune  
16 system and BBB, the causal factors linking inflammation to dementias may originate from any of  
17 these systems. Chronic peripheral inflammation, from low-grade systemic inflammation<sup>5,6</sup> and  
18 infections,<sup>7</sup> can disrupt BBB so that it allows neurotoxic and pro-inflammatory plasma components  
19 and pathogens to enter CNS.<sup>4</sup> Dysfunctional BBB may also promote peripherally driven  
20 neuroinflammation by increasing endothelial adhesion molecules and chemokines and migration of  
21 peripheral leukocytes to CNS.<sup>4</sup> These processes expose CNS to prolonged neuroinflammation and  
22 subsequent neurodegeneration,<sup>1</sup> although the role of centrally and peripherally driven CNS  
23 autoimmunity in dementias remains unclear.<sup>8-11</sup> In addition, there is limited data to confirm the  
24 causal nature of these hypothesised mechanisms.<sup>1-3</sup>

25

26 Mendelian randomization (MR), using large GWAS libraries for unconfounded genetic proxies for  
27 biomarkers, and triangulation, combining multiple research methods with different sources of  
28 strengths and biases to identify convergent evidence, improve validity of causal estimates and  
29 success rate in drug development.<sup>12,13</sup> Although a range of studies on the immune system and BBB  
30 have been conducted,<sup>1-4</sup> to the best of our knowledge, there are currently no published large-scale,  
31 immune system and BBB-wide MR analyses, confirmed by triangulation to identify novel drug  
32 targets and risk factors for dementias.

33

34 In this study, we analyse biomarkers of immune system and BBB (**Figure 1**) and use MR to study  
35 potential causal associations with five outcomes (Alzheimer's disease, Parkinson's diseases,  
36 frontotemporal dementia, vascular dementia, and poor cognitive performance) and triangulate the  
37 results. We identify several novel associations between inflammatory and immune checkpoint-  
38 related biomarkers and dementias. Using single nucleotide polymorphisms (SNPs) strongly  
39 associated with these biomarkers, we create MR-based polygenic risk scores (PRS) for the diseases.  
40 In phenome-wide association analyses (PheWAS) for the PRSs, we observe shared genetic risk  
41 factors with autoimmune diseases and dementias, which are supported by HLA analysis. In line  
42 with this, our pathway analyses for risk factors identified in MR show enrichment in inflammatory  
43 and self-tolerance related processes, which are in close interaction with amyloid  $\beta$ , tau protein, and  
44  $\alpha$ -synuclein. Lastly, using inverse-probability-weighted (IPW) survival analysis to simulate a

45 randomized controlled trial design in observational data with up to 20 years of follow-up, we  
46 identify anti-inflammatory medications which may lower the risk of dementias. In summary, we  
47 detect several novel risk factors and potential drug targets for dementia-causing diseases in a  
48 triangulation framework and propose that dementias may have an autoimmune component which is  
49 modifiable with anti-inflammatory medication. These findings are set out in **Figure 2**.

50  
51

## 52 **Results**

53

### 54 **Mendelian randomization and proteomics analyses**

55 In the discovery step, we used MR to identify potential causal risk factors for dementias. The MR-  
56 base search provided 30,913 components for the immune system and 12,730 components for BBB;  
57 254 immune system components and 132 BBB components passed the false discovery rate (FDR)  
58 of 5% (**Figure 1**). After removal of duplicates, 126 unique biomarkers were associated (p-value  
59 <0.000502) with neurodegenerative diseases in MR analyses using Wald ratio (when only 1 or 2  
60 SNPs was available) or inverse variance-weighted method (when 3 or more SNPs were available)  
61 (**Figure 3A and B**). MR sensitivity analyses showed no strong evidence of reverse causality, and  
62 evidence of horizontal pleiotropy for only two outcomes. (**STable 1 and SFigures 1A and B**). The  
63 126 biomarkers (FDR <5%) showed few off-target associations, mainly with type 1 diabetes and  
64 LDL-C. (**SFigure 2**).

65

66 While most biomarkers were disease-specific, 8 were associated with Alzheimer's disease, vascular  
67 dementia, and poor cognitive performance. The SNPs for the latter biomarkers were centred within  
68 500 kilobases (kb) from *APOE* gene, one of the strongest genetic risk factors for late-onset  
69 Alzheimer's disease (**SFile 1**). To differentiate the effects of these biomarkers from *APOE*, we  
70 studied dementia outcomes and plasma proteins measured within the Whitehall II cohort (N=6,235).  
71 Out of the 8 proteins, 2 were associated with all-cause dementia in a 20-year follow-up and 1  
72 (IFIT2) of these remained after adjustment of *APOE* status (**SFigure 3**; data on dementia subtypes  
73 were not available).

74

75 The 118 outcome-specific biomarkers did not show similar enrichment around high-risk genes for  
76 Alzheimer's disease such as *APP*, *PSEN1*, *PSEN2*, *ADAM10*, *TREM2*, *PLD3*, and *UNC5C*. Instead,  
77 they were characterized by inflammatory, chemokine, complement, and adhesion processes (C1Q,  
78 C1R, C4B, CCL1, CDHR5, GPNMB, IL1 $\beta$ , IL17, IL27, IL37, LTBR, PTP1B, SIGIRR), antigen  
79 presenting and immune checkpoints (HLA-DR, HLA-DQ, BAFFR, C1R, C1Q, CD11, CD19,  
80 CD20, CD33, CD40, CX3CR1, PD-1, and PDL-1), and BBB tight junction related biomarkers  
81 (TJP, AIMP1, BIN1).

82

### 83 **Polygenic risk score and HLA analysis**

84 To study the diseases that share common genetic background with dementias, we created MR-based  
85 polygenic risk score (PRS) using the SNPs of the 126 biomarkers for dementias and then run a  
86 phenome-wide association analysis (PheWAS) (**Figure 4**). After linkage disequilibrium (LD)  
87 pruning and SNP matching in FinnGen (N=339,233), 92 SNPs were available for a PRS for

88 Alzheimer's disease (the number of SNPs for other outcomes was insufficient,  $\leq 25$ ). The PRS was  
89 strongly and positively associated with risk of all types of dementia-causing diseases (except  
90 Parkinson's disease) and autoimmune disorders, such as rheumatic diseases, type 1 diabetes and its  
91 complications. The PRS was also associated with increased risk of thyroiditis, coronary heart  
92 disease, hyperlipidaemia, and the likelihood of having medications for Crohn's disease (indicating  
93 disease severity), but reduced risk of cancers. We studied whether HLA-types that predispose to  
94 autoimmune diseases are also associated with dementias. These analyses showed 21 directionally  
95 consistent HLA association with dementias and at least one autoimmune disease (**Figure 5A-E**).

96

### 97 **Pathway analyses**

98 To identify pathways the 126 biomarkers are involved in, we performed analyses based on KEGG,  
99 ClueGO, and ConsensusPathDB databases. The findings provided further support for the  
100 autoimmune component in dementias. KEGG and ClueGO analyses showed that the identified  
101 biomarkers increased MHC-II-mediated antigen presentation in several processes, HLA-DR  
102 expression across all hematopoietic cell lines, neuronal adhesion molecule CNTN2, and PD-L1 in  
103 T-cell-antigen interactions that reduces self-tolerance. The biomarkers also decreased barrier  
104 protecting IL-17F, self-tolerance increasing PDCD1 in T-cell-antigen interactions, and antiviral  
105 complement factor B and IFNAR1 (**SFigures 4A-H and 5**). ConsensusPathDB analyses showed  
106 that all of the 42 plasma proteins included in the 126 biomarkers had physical interactions with or  
107 were in a biological pathway within zero to two molecule distance from amyloid precursor protein,  
108 tau protein, or  $\alpha$ -synuclein (**SFigure 6A-R**).

109

### 110 **Inverse probability-weighted analyses**

111 To evaluate the autoimmune hypothesis in relation to modifiability and drug repurposing, we used  
112 inverse probability-weighted (IPW) analyses in FinnGen and studied whether commonly used anti-  
113 inflammatory and immunosuppressive medications are likely to reduce the risk of dementias (**Table**  
114 **1**). We validated the IPW protocol with a positive control, by replicating the randomized controlled  
115 trial (RCT) effect between statin medication and myocardial infarction and used anti-inflammatory  
116 medications as negative control.<sup>14-17</sup> Supporting the autoimmune hypothesis, risk of dementia-  
117 causing diseases was reduced with methotrexate and TNF- $\alpha$  inhibitors. Methotrexate appeared to  
118 decrease risk only in those with above-average MR-based autoimmune PRS (50% cut-off). To  
119 identify rare medications not detectable in FinnGen with sufficient power, we additionally searched  
120 the OpenTargets database. This search identified 64 drugs that target 18 of the 126 proteins,  
121 suggesting that these may have potential for repurposing to treatment of dementias (**SFile 2**).

122

### 123 **Discussion**

124

125 Using triangulation across Mendelian randomization, plasma proteomics, polygenic risk scores,  
126 HLA type, pathway, and IPW analyses, we identified causal support for 126 risk factors and  
127 potential drug targets for dementia-causing diseases. Of these 118 were novel MR associations.  
128 Most of the identified risk factors and targets were outcome specific, and included inflammatory,  
129 self-tolerance, and/or BBB tight junction related biomarkers. A phenome-wide analysis of PRS  
130 from SNPs associated with the identified risk factors showed that Alzheimer's disease share genetic  
131 background with autoimmune diseases, such as rheumatoid arthritis and type 1 diabetes. The

132 autoimmune hypothesis was also supported by HLA analyses showing 21 HLA-type associations  
133 common to dementias and autoimmune diseases. Pathway analyses linked the 126 biomarkers to  
134 autoimmunity via antigen presentation and reduced self-tolerance and showed that all 42 plasma  
135 proteins of the 126 biomarkers are closely related to  $\alpha$ -synuclein, amyloid precursor, and tau protein  
136 pathways that characterize Alzheimer's and Parkinson's diseases and dementia with Levy bodies.  
137 The autoimmune hypothesis was further supported by IPW analyses mimicking randomized  
138 controlled drug trial in observational data. They suggested anti-inflammatory medication use may  
139 potentially reduce the risk of these illnesses.

140  
141 Several lines of earlier and current evidence support the hypothesis that diseases causing dementia  
142 have an autoimmune component (**Figure 2**). Epidemiological studies have shown higher rates of  
143 cognitive impairment, Alzheimer's diseases, Parkinson's disease, vascular, and frontotemporal  
144 dementia in rheumatic disease patients.<sup>18-22</sup> Diabetes is a recognized risk factor for Alzheimer's  
145 disease<sup>23</sup> and individuals with type 1 diabetes have higher rate of cognitive decline, Alzheimer's  
146 disease, and vascular dementia.<sup>24,25</sup> Thyroiditis, which often has an autoimmune origin, increases  
147 risk of dementias.<sup>10,26</sup> In agreement with these findings, we showed that MR-based Alzheimer's  
148 disease PRS increased risk of all these autoimmune diseases. In addition, the PRS was associated  
149 with reduced risk of cancers, which is a well-described beneficial side effect of reduced self-  
150 tolerance commonly harnessed in cancers medications.<sup>27</sup>

151  
152 Furthermore, risk factors, course of disease, and clinical picture in dementias and autoimmune  
153 diseases have several similarities. Alzheimer's and autoimmune diseases are more common in  
154 women<sup>9,28,29</sup> and the diseases share inflammatory risk factors such as smoking and obesity.<sup>9,23,30,31</sup>  
155 Infections increase risk for autoimmune diseases,<sup>32</sup> rate of cognitive decline,<sup>1</sup> and dementias even  
156 20 years before the diagnosis,<sup>7</sup> and can acutely trigger rheumatoid arthritis, type 1 diabetes and the  
157 formation of autoantibodies against CNS that lead to tissue degeneration.<sup>8,9,11</sup> Interestingly, many  
158 inflammation-related biomarkers in our analyses influenced pathways closely related to amyloid  
159 precursor protein, tau protein, or  $\alpha$ -synuclein suggesting that they may contribute to proteinopathies  
160 that characterize of Alzheimer's and Parkinson's disease and dementia with Levy bodies. This  
161 process has some similarities with AA form of amyloidosis in rheumatic arthritis in which  
162 uncontrolled inflammation accumulates amyloid to a range of tissues<sup>33</sup> and with islet amyloidosis in  
163 diabetes that leads to tissue degeneration.<sup>34</sup> Two MR studies suggested inflammatory risk factor  
164 may not be causally linked to dementias.<sup>35,36</sup> However, those studies did not focus on processes that  
165 control self-tolerance and they may have used inflammatory markers that are only responses to  
166 these processes and thus prone to produce null finding or reverse causation in MR analyses.

### 167 168 **Common cellular mechanisms between autoimmune disease and dementias**

169 At cellular level, loss of central tolerance in central immune organs and subsequent escape of  
170 autoreactive B- and T-cells to periphery<sup>37,38</sup> are thought to predispose to autoimmune diseases  
171 together with certain HLA alleles.<sup>9,39,40</sup> Conversion to disease may occur after complex interplay  
172 between inflammation, infections, and tissue damage, with subsequent failure of peripheral self-  
173 tolerance mechanisms such as ignorance, anergy, suppression, inhibition, and antigen  
174 presentation.<sup>37,38</sup> Our results link all of these mechanism to the development of dementias.

175

176 BBB normally controls tightly the access of toxins, pathogens, and peripheral molecules and cells to  
177 CNS.<sup>4</sup> This keeps peripheral lymphocytes “ignorant” of CNS structures and prevents activation of  
178 autoreactive cells against CNS.<sup>38</sup> However, chronic antigen exposure and activation of innate and  
179 adaptive immune systems impair BBB by releasing pro-inflammatory cytokines, prostaglandins,  
180 and histamine leading to endothelial damage and upregulation of adhesion molecules.<sup>4,41</sup> This  
181 exposes CNS to autoreactive peripheral lymphocytes that lose their ignorance.<sup>38</sup> The prolonged  
182 inflammation also leads to reduced energy, which allows more potentially self-reactive T-  
183 lymphocytes to proliferate.<sup>38</sup>

184  
185 Our MR analyses support these processes. We showed that higher plasma levels of the integral part  
186 of BBB, the tight junction component (TJP1<sup>42</sup>), and proteins degrading it (AIMP1<sup>43</sup> and BIN1<sup>44</sup>),  
187 increased the risk of dementias. Moreover, pro-inflammatory C1Q, C1R, CD20, CD11, CDHR5,  
188 GPNMB, and IL1 $\beta$ <sup>45-49</sup> elevated risk of dementias, whereas anti-inflammatory C4B, IL27, IL37,  
189 PTP1B, and SIGIRR<sup>50-54</sup> and barrier protecting IL-17F<sup>55</sup> reduced the risk. In suppression and  
190 inhibition, regulatory T-cells suppress, or molecules on B- and T-cells inhibit activation of  
191 lymphocytes at peripheral checkpoints.<sup>38</sup> Our MR analyses identified several checkpoint regulators  
192 including BAFFR, C1R, C1Q, CD11, CD19, CD20, CD22, CD33, CD40, CX3CR1, LTBR, PD-1,  
193 and PDL-1<sup>37,48,56-64</sup> as potential causal risk factors for poor cognitive performance and dementias,  
194 uncovering the importance of checkpoint control and autoreactive lymphocytes in dementias.

195  
196 HLA analyses were also consistent with the autoimmunity hypothesis. After the increase in BBB  
197 permeability, peripherally driven neuroinflammation activates central neuroinflammatory responses  
198 in astrocytes and microglia.<sup>1,4</sup> The chronic neuroinflammation, pathogens, and tissue damage  
199 initiate antigen presentation in HLA receptors on antigen-presenting cells in CNS that can activate  
200 the autoreactive B- and T-cells and initiate self-sustaining autoimmunity<sup>11,40</sup> against CNS structures.  
201 Supporting this we identified 21 shared HLA-types between autoimmune diseases and dementias.  
202 Similarly, MR and pathway analyses supported causal status of HLA-DR and HLA-DQ cell types  
203 in dementias.

204  
205 The autoreactive cells can be activated via bystander activation, or HLA-mediated molecular  
206 mimicry and epitope spreading.<sup>8-10,38</sup> In bystander activation, sustained or excessive immune  
207 response can bypass normal T-cell antigen presentation to B-cells and activate autoreactive B-cell  
208 to plasma cell that produces autoantibodies. In molecular mimicry, autoreactive T- and B-cells first  
209 target foreign antigens, and then cross-react with similar self-antigens expressed by host cells. In  
210 epitope spreading, cryptic epitopes (parts of dying cells, and intrinsic or foreign DNA or RNA)  
211 normally invisible to immune system become visible after tissue damage, which activates  
212 autoreactive B- and T cells on these epitopes.

213  
214 Our results also provide support for these mechanisms. In MR analyses, we observed that higher  
215 levels of naïve and memory CD20 B-cells, the main drug target for B-cell induced autoimmune  
216 diseases,<sup>65</sup> increases risk for Alzheimer’s diseases. Similarly, higher levels of CD19, a co-receptor  
217 on B-cells that can lead to autoimmunity when hyperactivated,<sup>66</sup> increased Parkinson’s diseases  
218 risk. We also observed that higher levels of IgG against Epstein-Barr virus’ nuclear antigen, a  
219 marker of active infection that can mimic CNS structures,<sup>67,68</sup> elevated Alzheimer’s diseases risk. In



220 addition, IFIT2 that intercepts foreign RNA and protects against central viral infections,<sup>69</sup> reduced  
221 the risk of all dementia causing diseases except Parkinson's diseases. Moreover, the pathway  
222 analyses suggested that many proteins (COPS6, SOCS3, PSMB5, TOLLIP, TRIM21, PRPF40A,  
223 NOC4L, RPS6, IK, KRR1, and MTO1)<sup>70-80</sup> involved in intracellular pathways from DNA, RNA,  
224 and protein processing to antigen presentation may be linked with amyloid  $\beta$ , tau protein, and  $\alpha$ -  
225 synuclein.

226  
227 The identified 8 proteins with SNPs located near *APOE* gene were associated with increased BBB  
228 permeability, inflammation, neurotoxicity, and lipid transport disturbances,<sup>42,56,69,81-84</sup> which are all  
229 processes linked to *APOE* in Alzheimer's disease.<sup>85</sup> Our results suggest that the 8 proteins may be  
230 linked to the effects of *APOE*. Another novel result was that higher levels of CD33, one of the top  
231 GWAS hits for Alzheimer's diseases<sup>86</sup> and target receptor on microglia for an ongoing trial  
232 (NCT03822208) including mild to moderate Alzheimer's diseases patients, increased the risk of  
233 disease even when expressed on peripheral leukocytes.

### 234 235 **Anti-inflammatory medications and dementias**

236 Our IPW analyses on use of anti-inflammatory medications, including records of filled drug  
237 prescriptions in initially dementia-free individuals at baseline followed up to 20 years supported the  
238 modifiability of dysfunctional autoimmune processes. We replicated protective associations  
239 between TNF- $\alpha$  inhibitors,<sup>87</sup> methotrexate,<sup>88</sup> and Alzheimer's disease. As novel findings we showed  
240 that methotrexate may be protective only for Alzheimer's and Parkinson's disease among those  
241 with high MR-based PRS. These findings are plausible on a cellular level for BBB degradation and  
242 neuroinflammation. TNF- $\alpha$  is a gatekeeper of inflammatory responses and endothelial  
243 permeability.<sup>89</sup> Methotrexate, in turn, modulates a range of inflammatory and immune responses in  
244 nearly every cell types forming the foundations for treatment of rheumatoid arthritis.<sup>9</sup> NSAIDs and  
245 antihistamines appeared to decrease risk for all dementias but the validation using a negative control  
246 outcome (coronary heart disease) suggested that the IPW model for these medications was  
247 insufficient to replicate trial design.

248  
249 Randomized controlled trials of TNF- $\alpha$  inhibitors in Alzheimer's disease patients have not shown  
250 benefits in 1 to 2 year follow-up.<sup>90,91</sup> However, in autoimmune diseases, early initiation of anti-  
251 inflammatory medication is of paramount importance suggesting that the trials of medication for  
252 people with established dementia may be too late.<sup>9</sup>

### 253 254 **Strengths and limitations**

255 Our triangulation approach has several strengths. By using a broad set of immune system and BBB  
256 biomarkers we were able to study these systems comprehensively without restrictions to specific  
257 predefined hypotheses. Our findings are based on MR, a promising approach to examine causality,<sup>12</sup>  
258 and on analyses using plasma proteomics, PRS, HLA, pathway, and IPW analyses in two  
259 independent cohorts and a range of databases. Plasma protein analyses allowed us to adjust effect  
260 estimates for *APOE* which was not possible in Mendelian randomization analyses for some  
261 proteins. PRS and HLA analyses used data from the FinnGen study with a sample size of 340,000  
262 providing sufficient statistical power for the identification of shared novel risk alleles between  
263 dementias and autoimmune disease. We used ConsensusPathDB, which is one of the most

264 comprehensive collection of databases on molecular pathways and interactions.<sup>92</sup> The medication  
265 analyses used IPW survival analysis that is suggested to provide more reliable causal estimates than  
266 traditional survival analyses of observational data.<sup>93</sup>

267

268 Our study has also several limitations. Although we explored over 40,000 biomarkers related to the  
269 immune system and BBB, we may have missed some biomarkers due to limitations in search  
270 protocol or lack of SNPs. Our plasma protein analyses were limited by lack of data on dementia  
271 subtypes. The PRS and PheWAS analyses were done with samples with European ancestry and may  
272 not apply to non-European ancestries. Due to limited number of SNPs included in PRS, we may  
273 have missed important immune system and BBB related associations in our phenome-wide  
274 analyses. Nonetheless, the Alzheimer's MR-based PRS associated strongly with all types of  
275 dementia (except Parkinson's disease) and a range of outcomes related to type 1 diabetes and  
276 rheumatic diseases suggesting that at least these findings are robust. The IPW analyses on  
277 medications may include some bias due to a limited number of covariates for simulation of  
278 randomized control trial. However, major bias is unlikely for the main findings since the analysis  
279 protocol was validated by a positive- and negative-control analyses.

280

281

## 282 **Conclusions**

283

284 In summary, this study provides novel insights into autoimmunity, BBB, and inflammatory  
285 dysfunctions that may contribute to the development of dementias. As the inflammatory  
286 components are potentially modifiable with anti-inflammatory medications, the present results also  
287 raise hypotheses on several novel drug targets for dementia-causing diseases which need to be  
288 validated in future experimental studies. Randomized controlled trials on early initiation of these  
289 medications for high-risk individuals are warranted while antigen-specific prevention strategies may  
290 offer new avenues in search of treatment for dementias.

291

292

## 293 **Methods**

294

### 295 **Mendelian randomization**

296 The SNPs for biomarkers and outcomes were searched from MR-base database.<sup>94</sup> Immune system  
297 and BBB search terms were identified using identifiers of cell types, receptors, proteins,  
298 metabolites, and genes. The identifiers were searched from several publications<sup>3,4,6,23,36,38,40,95,96</sup> and  
299 from Uniprot<sup>97</sup> with search terms “immune” and “blood brain barrier”. Outcomes included all  
300 cohorts with following diseases: all types of Alzheimer's disease, Parkinson's disease, vascular  
301 dementia, frontotemporal dementia, dementia in general, and progression of dementia. (**SMethods**).  
302 Poor cognitive performance was chosen as an intermediate outcome. Two sample MR was used to  
303 analyse associations between biomarkers and outcomes.<sup>12</sup> First analyses estimated effects with  
304 Wald ratio or inverse variance-weighted analyses.<sup>94</sup> For biomarker-outcome pairs that passed FDR  
305 of 5% and shared over two common SNPs we performed sensitivity analyses with weighted

306 median, simple mode, MR Egger, and backward Mendelian randomization<sup>12</sup> with TwoSampleMR  
307 and MRInstruments R packages.

308

309 To assess off-target effects of the observed causal biomarkers, we performed a phenome-wide MR  
310 analysis for each biomarker, using GWAS summary statistics for 210 UK Biobank endpoints  
311 conducted by Neale lab and with recognized dementia risk factors.<sup>23,98</sup>

312

313

314

### 315 **Plasma protein analyses**

316 Plasma protein measurements in Whitehall II study were available for 6,235 individuals of whom  
317 310 developed dementia and the methods have been describe before (**SMethods**).<sup>6,99,100</sup> In brief, the  
318 plasma proteins were measured using the SomaScan version 4.0 and 4.1 assays.<sup>6,101,102</sup> The assays  
319 were validated against external reference population and protein-specific conversion coefficients  
320 were used to balance the technical differences between versions 4.0 and 4.1. Using DNA extracted  
321 from whole blood, a standard PCR assay determined *APOE* genotype using the salting out  
322 method.<sup>103,104</sup> In analyses, proteins were transformed to a normal distribution by inverse rank-based  
323 normal transformation. The analyses used plasma samples measured in 1995/1997 and the follow-  
324 up ended at onset of dementia, death, or 1<sup>st</sup> of October 2019, which ever occurred first. Cox  
325 regression models adjusted for age, sex, and *APOE* estimated associations between the proteins and  
326 dementia.<sup>105</sup> The proportionality assumption in all Cox models was assessed with Schoenfeld  
327 residuals and with log-log plots.<sup>105</sup> We used statistical software R (3.6.0 and 4.1.0) for these  
328 analyses.

329

### 330 **Polygenic risk score and IPW analyses**

331 FinnGen Data Freeze 8 contains 339,233 individuals, and is a collection of prospective  
332 epidemiological and disease-based cohorts, and hospital biobank samples and links genotypes by  
333 the unique national personal identification numbers to nationwide health registries, including the  
334 national hospital discharge (available from 1968), death (1969–), cancer (1953–) and medication  
335 reimbursement (1964–) and purchase (1995–) registries. Genotyping and imputation is described in  
336 **SMethods**.

337

338 PRS was constructed from SNPs that were associated with the 126 MR identified causal biomarkers  
339 for dementias. The SNPs were LD-pruned with clumping cut-off  $R^2 = 0.01$  in 500kb window with  
340 R package TwoSampleMR. The available SNPs were searched from FinnGen genotypes and the  
341 final scores were generated with PLINK v2.00aLM3 by calculating the SNP-biomarker beta  
342 weighted sum of risk alleles for each SNP. The PRS was scaled to zero mean and unit variance, and  
343 we analysed its phenome-wide associations across 2401 disease endpoints. The association between  
344 PRS and endpoints were studied with logistic regression, adjusting for birth year, sex, and ten first  
345 principal components of ancestry.

346

347 The IPW analyses<sup>93</sup> were done in FinnGen and included participants aged over 45 without any  
348 dementia-causing disease at baseline (N = 90,512). ATC codes for anti-inflammatory medication  
349 use were obtained from linkage to national medication purchase registry (data starts from 1995) and

350 in each analyses we included only new medication users to simulate trial design.<sup>106</sup> A model  
351 including a range of baseline and time-varying variables and informative censoring estimated the  
352 weights (**SMethods**). The analyses used time-varying Cox models and assumptions were assessed  
353 similar to plasma proteins. The follow-up started in 1997 and ended at onset of dementia, death, or  
354 31<sup>st</sup> of December 2019, which ever occurred first. We used R (4.1.2) and ipw package for these  
355 analyses.

### 356 357 **HLA analyses**

358 The analyses were done using HLA alleles, imputed with high accuracy using a Finnish-specific  
359 reference panel, which has been previously described in detail.<sup>107</sup> After filtering based on a HLA  
360 carrier frequency of  $\geq 0.01$  and posterior probability of  $\geq 0.6$ , we assessed the association between  
361 HLA alleles and dementias and autoimmune diseases using logistic regression adjusted for birth  
362 year, sex, and ten first principal components of ancestry.

### 363 364 **Pathway analyses**

365 KEGG pathway analysis was done with Generally Applicable Gene-set Enrichment (GAGE),<sup>108</sup>  
366 using MR betas and p-values as input for expression ratios. GO term enrichment analyses were  
367 done with ClueGO version 2.5.8<sup>109</sup> in Cytoscape version 3.7.2<sup>110</sup> (**SMethods**). The hypergeometric  
368 test used all the 76 plasma proteins or surface receptors of the 126 biomarkers as input and all  
369 immune system and BBB related proteins from Uniprot<sup>97</sup> as background, with correction for 5%  
370 FDR. The shortest interaction path analyses were done with ConsensusPathDB,<sup>92</sup> a web based  
371 analysis tool containing several biomedical databases.

### 372 373 **Open Targets analyses**

374 Medications that change the levels of the 126 biomarkers were searched from Open Targets  
375 database using Uniprot protein and Entrez gene symbols.

376  
377  
378  
379  
380  
381  
382  
383  
384  
385  
386  
387  
388  
389  
390  
391  
392  
393

394 **Ethics statement**

395 In the Whitehall II study, research ethics approvals were renewed at each wave; the most recent  
396 approval was obtained from the University College London Hospital Committee on the Ethics of  
397 Human Research (reference number 85/0938). Written, informed consent from participants was  
398 obtained at each contact.

399  
400 Patients and control subjects in FinnGen provided informed consent for biobank research, based on  
401 the Finnish Biobank Act. Alternatively, separate research cohorts, collected prior the Finnish  
402 Biobank Act came into effect (in September 2013) and start of FinnGen (August 2017), were  
403 collected based on study-specific consents and later transferred to the Finnish biobanks after  
404 approval by Fimea (Finnish Medicines Agency), the National Supervisory Authority for Welfare  
405 and Health. Recruitment protocols followed the biobank protocols approved by Fimea. The  
406 Coordinating Ethics Committee of the Hospital District of Helsinki and Uusimaa (HUS) statement  
407 number for the FinnGen study is Nr HUS/990/2017.

408  
409 The FinnGen study is approved by Finnish Institute for Health and Welfare (permit numbers:  
410 THL/2031/6.02.00/2017, THL/1101/5.05.00/2017, THL/341/6.02.00/2018,  
411 THL/2222/6.02.00/2018, THL/283/6.02.00/2019, THL/1721/5.05.00/2019 and  
412 THL/1524/5.05.00/2020), Digital and population data service agency (permit numbers:  
413 VRK43431/2017-3, VRK/6909/2018-3, VRK/4415/2019-3), the Social Insurance Institution  
414 (permit numbers: KELA 58/522/2017, KELA 131/522/2018, KELA 70/522/2019, KELA  
415 98/522/2019, KELA 134/522/2019, KELA 138/522/2019, KELA 2/522/2020, KELA 16/522/2020),  
416 Findata permit numbers THL/2364/14.02/2020,  
417 THL/4055/14.06.00/2020, THL/3433/14.06.00/2020, THL/4432/14.06/2020,  
418 THL/5189/14.06/2020, THL/5894/14.06.00/2020, THL/6619/14.06.00/2020,  
419 THL/209/14.06.00/2021, THL/688/14.06.00/2021, THL/1284/14.06.00/2021,  
420 THL/1965/14.06.00/2021, THL/5546/14.02.00/2020, THL/2658/14.06.00/2021,  
421 THL/4235/14.06.00/2021 and Statistics Finland (permit numbers: TK-53-1041-17 and  
422 TK/143/07.03.00/2020 (earlier TK-53-90-20) TK/1735/07.03.00/2021).

423  
424 The Biobank Access Decisions for FinnGen samples and data utilized in FinnGen Data Freeze 8  
425 include: THL Biobank BB2017\_55, BB2017\_111, BB2018\_19, BB\_2018\_34, BB\_2018\_67,  
426 BB2018\_71, BB2019\_7, BB2019\_8, BB2019\_26, BB2020\_1, Finnish Red Cross Blood Service  
427 Biobank 7.12.2017, Helsinki Biobank HUS/359/2017, Auria Biobank AB17-5154 and amendment  
428 #1 (August 17 2020), AB20-5926 and amendment #1 (April 23 2020), Biobank Borealis of  
429 Northern Finland\_2017\_1013, Biobank of Eastern Finland 1186/2018 and amendment 22 § /2020,  
430 Finnish Clinical Biobank Tampere MH0004 and amendments (21.02.2020 & 06.10.2020), Central  
431 Finland Biobank 1-2017, and Terveystalo Biobank STB 2018001.

432  
433 **Acknowledgments and Funding Sources**

434 We want to acknowledge the participants and investigators of FinnGen study. The FinnGen project  
435 is funded by two grants from Business Finland (HUS 4685/31/2016 and UH 4386/31/2016) and the  
436 following industry partners: AbbVie Inc., AstraZeneca UK Ltd, Biogen MA Inc., Bristol Myers  
437 Squibb (and Celgene Corporation & Celgene International II Sàrl), Genentech Inc., Merck Sharp &

438 Dohme Corp, Pfizer Inc., GlaxoSmithKline Intellectual Property Development Ltd., Sanofi US  
439 Services Inc., Maze Therapeutics Inc., Janssen Biotech Inc, Novartis AG, and Boehringer  
440 Ingelheim. Following biobanks are acknowledged for delivering biobank samples to FinnGen:  
441 Auria Biobank ([www.auria.fi/biopankki](http://www.auria.fi/biopankki)), THL Biobank ([www.thl.fi/biobank](http://www.thl.fi/biobank)), Helsinki Biobank  
442 ([www.helsinginbiopankki.fi](http://www.helsinginbiopankki.fi)), Biobank Borealis of Northern Finland  
443 ([https://www.ppsHP.fi/Tutkimus-ja-opetus/Biopankki/Pages/Biobank-Borealis-briefly-in-](https://www.ppsHP.fi/Tutkimus-ja-opetus/Biopankki/Pages/Biobank-Borealis-briefly-in-English.aspx)  
444 [English.aspx](https://www.ppsHP.fi/Tutkimus-ja-opetus/Biopankki/Pages/Biobank-Borealis-briefly-in-English.aspx)), Finnish Clinical Biobank Tampere ([www.tays.fi/en-](http://www.tays.fi/en-US/Research_and_development/Finnish_Clinical_Biobank_Tampere)  
445 [US/Research\\_and\\_development/Finnish\\_Clinical\\_Biobank\\_Tampere](http://www.tays.fi/en-US/Research_and_development/Finnish_Clinical_Biobank_Tampere)), Biobank of Eastern Finland  
446 ([www.ita-suomenbiopankki.fi/en](http://www.ita-suomenbiopankki.fi/en)), Central Finland Biobank ([www.ksshP.fi/fi-](http://www.ksshP.fi/fi-FI/Potilaalle/Biopankki)  
447 [FI/Potilaalle/Biopankki](http://www.ksshP.fi/fi-FI/Potilaalle/Biopankki)), Finnish Red Cross Blood Service Biobank  
448 ([www.veripalvelu.fi/verenluovutus/biopankkitoiminta](http://www.veripalvelu.fi/verenluovutus/biopankkitoiminta)) and Terveystalo Biobank  
449 ([www.terveystalo.com/fi/Yritystietoa/Terveystalo-Biopankki/Biopankki/](http://www.terveystalo.com/fi/Yritystietoa/Terveystalo-Biopankki/Biopankki/)). All Finnish Biobanks are  
450 members of BBMRI.fi infrastructure ([www.bbmri.fi](http://www.bbmri.fi)). Finnish Biobank Cooperative -FINBB  
451 (<https://finbb.fi/>) is the coordinator of BBMRI-ERIC operations in Finland. The Finnish biobank  
452 data can be accessed through the Fingenious® services (<https://site.fingenious.fi/en/>) managed by  
453 FINBB.

454  
455 The study was supported by the Wellcome Trust (221854/Z/20/Z), the UK Medical Research  
456 Council (S011676, K013351, R024227), the National Institute on Aging (National Institutes of  
457 Health; R01AG056477 and RF1AG062553), the British Heart Foundation (RG/16/11/32334), the  
458 Academy of Finland (311492), NordForsk (75021), and SomaLogic, Inc. JVL was supported by  
459 Academy of Finland (339568). NM was supported by the Academy of Finland (331671). PNS was  
460 supported by the Emil Aaltonen Foundation. MK was supported by the Wellcome Trust  
461 (221854/Z/20/Z), UK Medical Research Council (MR/S011676, MR/R024227), US National  
462 Institute on Aging (R01AG062553, R01AG056477), Academy of Finland (311492), Helsinki  
463 Institute of Life Science (H970), and the Finnish Work Environment Fund (190424). SR was  
464 funded by Academy of Finland (285380 and 312062), Sigrid Jusélius Foundation and University of  
465 Helsinki HiLIFE Fellow grants 2017-2020.

466  
467 FinnGen consortium authors are listed in FinnGen Banner Authors file.

468  
469

#### 470 **Author Contributions**

471 JVL, NM, SR, and MK generated the hypothesis and designed the study. JVL wrote the first draft  
472 of the report, did the primary analyses, with support from NM, and performed literature searches.  
473 All authors interpreted the data and critically commented and reviewed the report. JVL and MK had  
474 full access to pseudonymised data from the Whitehall II. JVL, NM, and SR had full access to  
475 pseudonymised data from the FinnGen study.

476

#### 477 **Competing interests**

478 In Whitehall II study part of the proteins were measured as academic–industry partnership project  
479 between UCL and SomaLogic, Inc. which provided expertise in plasma proteins and funded 2240  
480 SOMAscan assays. PNS reports a grant from the Emil Aaltonen foundation, during the conduct of  
481 the study. MK reports grants from Wellcome Trust, UK Medical Research Council, US National

482 Institute on Aging, Academy of Finland, Helsinki Institute of Life Science, and the Finnish Work  
483 Environment Fund, during the conduct of the study.

484

485 **Data sharing**

486 Data, protocols, and other metadata of the Whitehall II and FinnGen studies are available according  
487 to the data sharing policies of these studies. Pre-existing data access policy for Whitehall II specify  
488 that research data requests can be submitted to each steering committee; these will be promptly  
489 reviewed for confidentiality or intellectual property restrictions and will not unreasonably be  
490 refused. Detailed information on data sharing can be found here:

491 [https://www.ucl.ac.uk/epidemiology-health-care/research/epidemiology-and-public-](https://www.ucl.ac.uk/epidemiology-health-care/research/epidemiology-and-public-health/research/whitehall-ii/data-sharing)

492 [health/research/whitehall-ii/data-sharing](https://www.ucl.ac.uk/epidemiology-health-care/research/epidemiology-and-public-health/research/whitehall-ii/data-sharing) Individual-level patient or protein data may further be  
493 restricted by consent, confidentiality, or privacy laws/considerations. The FinnGen data may be  
494 accessed through Finnish Biobanks' FinBB portal ([www.finbb.fi](http://www.finbb.fi)).

495

496

497

498

499

500

501

502

503

504

505

506

507

508

509

510

511

512

513

514

515

516

517

518

519

520

521

522

523

524

525

526 **References**

527

528

- 529 1. Bettcher, B.M., Tansey, M.G., Dorothée, G. & Heneka, M.T. Peripheral and central immune  
530 system crosstalk in Alzheimer disease - a research prospectus. *Nat Rev Neurol* **17**, 689-701  
531 (2021).
- 532 2. Kinney, J.W., *et al.* Inflammation as a central mechanism in Alzheimer's disease.  
533 *Alzheimers Dement (N Y)* **4**, 575-590 (2018).
- 534 3. Tan, E.K., *et al.* Parkinson disease and the immune system - associations, mechanisms and  
535 therapeutics. *Nat Rev Neurol* **16**, 303-318 (2020).
- 536 4. Sweeney, M.D., Zhao, Z., Montagne, A., Nelson, A.R. & Zlokovic, B.V. Blood-Brain  
537 Barrier: From Physiology to Disease and Back. *Physiological Reviews* **99**, 21-78 (2019).
- 538 5. Franceschi, C., Garagnani, P., Parini, P., Giuliani, C. & Santoro, A. Inflammaging: a new  
539 immune-metabolic viewpoint for age-related diseases. *Nat Rev Endocrinol* **14**, 576-590  
540 (2018).
- 541 6. Lindbohm, J.V., *et al.* Plasma proteins, cognitive decline, and 20-year risk of dementia in  
542 the Whitehall II and Atherosclerosis Risk in Communities studies. *Alzheimer's & dementia :  
543 the journal of the Alzheimer's Association* (2021).
- 544 7. Sipilä, P.N., *et al.* Hospital-treated infectious diseases and the risk of dementia: a large,  
545 multicohort, observational study with a replication cohort. *Lancet Infect Dis* **21**, 1557-1567  
546 (2021).
- 547 8. Op de Beeck, A. & Eizirik, D.L. Viral infections in type 1 diabetes mellitus--why the  $\beta$   
548 cells? *Nat Rev Endocrinol* **12**, 263-273 (2016).
- 549 9. Smolen, J.S., *et al.* Rheumatoid arthritis. *Nature Reviews Disease Primers* **4**, 18001 (2018).
- 550 10. Stassi, G. & De Maria, R. Autoimmune thyroid disease: new models of cell death in  
551 autoimmunity. *Nat Rev Immunol* **2**, 195-204 (2002).
- 552 11. Prüss, H. Autoantibodies in neurological disease. *Nat Rev Immunol* **21**, 798-813 (2021).
- 553 12. Holmes, M.V., Richardson, T.G., Ference, B.A., Davies, N.M. & Davey Smith, G.  
554 Integrating genomics with biomarkers and therapeutic targets to invigorate cardiovascular  
555 drug development. *Nat Rev Cardiol* **18**, 435-453 (2021).
- 556 13. Munafo, M.R. & Davey Smith, G. Robust research needs many lines of evidence. *Nature*  
557 **553**, 399-401 (2018).
- 558 14. Law, M.R., Wald, N.J. & Rudnicka, A.R. Quantifying effect of statins on low density  
559 lipoprotein cholesterol, ischaemic heart disease, and stroke: systematic review and meta-  
560 analysis. *Bmj* **326**, 1423 (2003).
- 561 15. Bally, M., *et al.* Risk of acute myocardial infarction with NSAIDs in real world use:  
562 bayesian meta-analysis of individual patient data. *Bmj* **357**, j1909 (2017).
- 563 16. Thanigaimani, S., Phie, J., Krishna, S.M., Moxon, J. & Golledge, J. Effect of disease  
564 modifying anti-rheumatic drugs on major cardiovascular events: a meta-analysis of  
565 randomized controlled trials. *Sci Rep* **11**, 6627 (2021).
- 566 17. Ridker, P.M., *et al.* Low-Dose Methotrexate for the Prevention of Atherosclerotic Events.  
567 *New England Journal of Medicine* **380**, 752-762 (2018).
- 568 18. Broce, I., *et al.* Immune-related genetic enrichment in frontotemporal dementia: An analysis  
569 of genome-wide association studies. *PLoS Med* **15**, e1002487 (2018).
- 570 19. Chou, R.C., Kane, M., Ghimire, S., Gautam, S. & Gui, J. Treatment for Rheumatoid  
571 Arthritis and Risk of Alzheimer's Disease: A Nested Case-Control Analysis. *CNS Drugs* **30**,  
572 1111-1120 (2016).
- 573 20. Wallin, K., *et al.* Midlife rheumatoid arthritis increases the risk of cognitive impairment two  
574 decades later: a population-based study. *J Alzheimers Dis* **31**, 669-676 (2012).



- 575 21. Zhou, M., Xu, R., Kaelber, D.C. & Gurney, M.E. Tumor Necrosis Factor (TNF) blocking  
576 agents are associated with lower risk for Alzheimer's disease in patients with rheumatoid  
577 arthritis and psoriasis. *PLoS One* **15**, e0229819 (2020).
- 578 22. Li, X., Sundquist, J. & Sundquist, K. Subsequent risks of Parkinson disease in patients with  
579 autoimmune and related disorders: a nationwide epidemiological study from Sweden.  
580 *Neurodegener Dis* **10**, 277-284 (2012).
- 581 23. Livingston, G., *et al.* Dementia prevention, intervention, and care: 2020 report of the Lancet  
582 Commission. *Lancet (London, England)* **396**, 413-446 (2020).
- 583 24. Jacobson, A.M., *et al.* Cognitive performance declines in older adults with type 1 diabetes:  
584 results from 32 years of follow-up in the DCCT and EDIC Study. *Lancet Diabetes*  
585 *Endocrinol* **9**, 436-445 (2021).
- 586 25. Lacy, M.E., *et al.* Long-term Glycemic Control and Dementia Risk in Type 1 Diabetes.  
587 *Diabetes Care* **41**, 2339-2345 (2018).
- 588 26. Sipilä, P.N., *et al.* Long-term risk of dementia following hospitalization due to physical  
589 diseases: A multicohort study. *Alzheimer's & dementia : the journal of the Alzheimer's*  
590 *Association* **16**, 1686-1695 (2020).
- 591 27. Leach, D.R., Krummel, M.F. & Allison, J.P. Enhancement of antitumor immunity by  
592 CTLA-4 blockade. *Science* **271**, 1734-1736 (1996).
- 593 28. Krischer, J.P., *et al.* The Influence of Type 1 Diabetes Genetic Susceptibility Regions, Age,  
594 Sex, and Family History on the Progression From Multiple Autoantibodies to Type 1  
595 Diabetes: A TEDDY Study Report. *Diabetes* **66**, 3122-3129 (2017).
- 596 29. Gleicher, N. & Barad, D.H. Gender as risk factor for autoimmune diseases. *J Autoimmun* **28**,  
597 1-6 (2007).
- 598 30. Corbin, K.D., *et al.* Obesity in Type 1 Diabetes: Pathophysiology, Clinical Impact, and  
599 Mechanisms. *Endocr Rev* **39**, 629-663 (2018).
- 600 31. Rasouli, B., *et al.* Smoking and the Risk of LADA: Results From a Swedish Population-  
601 Based Case-Control Study. *Diabetes Care* **39**, 794-800 (2016).
- 602 32. Nielsen, P.R., Kragstrup, T.W., Deleuran, B.W. & Benros, M.E. Infections as risk factor for  
603 autoimmune diseases - A nationwide study. *J Autoimmun* **74**, 176-181 (2016).
- 604 33. Perfetto, F., *et al.* Systemic amyloidosis: a challenge for the rheumatologist. *Nature Reviews*  
605 *Rheumatology* **6**, 417-429 (2010).
- 606 34. Rojas, J., *et al.* Pancreatic Beta Cell Death: Novel Potential Mechanisms in Diabetes  
607 Therapy. *J Diabetes Res* **2018**, 9601801 (2018).
- 608 35. Fani, L., *et al.* Circulating biomarkers of immunity and inflammation, risk of Alzheimer's  
609 disease, and hippocampal volume: a Mendelian randomization study. *Translational*  
610 *Psychiatry* **11**, 291 (2021).
- 611 36. Walker, K.A., *et al.* Large-scale plasma proteomic analysis identifies proteins and pathways  
612 associated with dementia risk. *Nature Aging* **1**, 473-489 (2021).
- 613 37. von Boehmer, H. & Melchers, F. Checkpoints in lymphocyte development and autoimmune  
614 disease. *Nat Immunol* **11**, 14-20 (2010).
- 615 38. Theofilopoulos, A.N., Kono, D.H. & Baccala, R. The multiple pathways to autoimmunity.  
616 *Nat Immunol* **18**, 716-724 (2017).
- 617 39. Buzzetti, R., Zampetti, S. & Maddaloni, E. Adult-onset autoimmune diabetes: current  
618 knowledge and implications for management. *Nat Rev Endocrinol* **13**, 674-686 (2017).
- 619 40. Dendrou, C.A., Petersen, J., Rossjohn, J. & Fugger, L. HLA variation and disease. *Nat Rev*  
620 *Immunol* **18**, 325-339 (2018).
- 621 41. Abbott, N.J. Inflammatory mediators and modulation of blood-brain barrier permeability.  
622 *Cell Mol Neurobiol* **20**, 131-147 (2000).
- 623 42. Furuse, M., *et al.* Direct association of occludin with ZO-1 and its possible involvement in  
624 the localization of occludin at tight junctions. *J Cell Biol* **127**, 1617-1626 (1994).

- 625 43. Li, C., Ma, W., Zhao, Y. & Wang, H. Changes in the expression of endothelial  
626 monocyte-activating polypeptide II in the rat hippocampus following status epilepticus. *Int J*  
627 *Mol Med* **47**, 699-707 (2021).
- 628 44. Thomas, S., *et al.* Novel Colitis Immunotherapy Targets Bin1 and Improves Colon Cell  
629 Barrier Function. *Dig Dis Sci* **61**, 423-432 (2016).
- 630 45. Carmona, F.D., *et al.* Novel identification of the IRF7 region as an antientromere  
631 autoantibody propensity locus in systemic sclerosis. *Ann Rheum Dis* **71**, 114-119 (2012).
- 632 46. Dalakas, M.C., Alexopoulos, H. & Spaeth, P.J. Complement in neurological disorders and  
633 emerging complement-targeted therapeutics. *Nat Rev Neurol* **16**, 601-617 (2020).
- 634 47. Migliorini, P., Italiani, P., Pratesi, F., Puxeddu, I. & Boraschi, D. The IL-1 family cytokines  
635 and receptors in autoimmune diseases. *Autoimmun Rev* **19**, 102617 (2020).
- 636 48. Nowatzky, J., Manches, O., Khan, S.A., Godefroy, E. & Bhardwaj, N. Modulation of human  
637 Th17 cell responses through complement receptor 3 (CD11 b/CD18) ligation on monocyte-  
638 derived dendritic cells. *J Autoimmun* **92**, 57-66 (2018).
- 639 49. Saade, M., Araujo de Souza, G., Scavone, C. & Kinoshita, P.F. The Role of GPNMB in  
640 Inflammation. *Front Immunol* **12**, 674739 (2021).
- 641 50. Berdnikovs, S., *et al.* PTP1B deficiency exacerbates inflammation and accelerates leukocyte  
642 trafficking in vivo. *J Immunol* **188**, 874-884 (2012).
- 643 51. Kamitaki, N., *et al.* Complement genes contribute sex-biased vulnerability in diverse  
644 disorders. *Nature* **582**, 577-581 (2020).
- 645 52. Meka, R.R., Venkatesha, S.H., Dudics, S., Acharya, B. & Moudgil, K.D. IL-27-induced  
646 modulation of autoimmunity and its therapeutic potential. *Autoimmun Rev* **14**, 1131-1141  
647 (2015).
- 648 53. Xu, W.D., Zhao, Y. & Liu, Y. Insights into IL-37, the role in autoimmune diseases.  
649 *Autoimmun Rev* **14**, 1170-1175 (2015).
- 650 54. Cavalli, G. & Dinarello, C.A. Suppression of inflammation and acquired immunity by IL-  
651 37. *Immunol Rev* **281**, 179-190 (2018).
- 652 55. McGeachy, M.J., Cua, D.J. & Gaffen, S.L. The IL-17 Family of Cytokines in Health and  
653 Disease. *Immunity* **50**, 892-906 (2019).
- 654 56. Brink, R. Regulation of B cell self-tolerance by BAFF. *Semin Immunol* **18**, 276-283 (2006).
- 655 57. Choi, J.W., *et al.* The prognostic significance of VISTA and CD33-positive myeloid cells in  
656 cutaneous melanoma and their relationship with PD-1 expression. *Scientific Reports* **10**,  
657 14372 (2020).
- 658 58. Wang, Q., *et al.* Transient BAFF Blockade Inhibits Type 1 Diabetes Development in  
659 Nonobese Diabetic Mice by Enriching Immunoregulatory B Lymphocytes Sensitive to  
660 Deletion by Anti-CD20 Cotherapy. *J Immunol* **199**, 3757-3770 (2017).
- 661 59. Yamauchi, T., *et al.* T-cell CX3CR1 expression as a dynamic blood-based biomarker of  
662 response to immune checkpoint inhibitors. *Nature Communications* **12**, 1402 (2021).
- 663 60. Dörner, T., Shock, A. & Smith, K.G. CD22 and autoimmune disease. *Int Rev Immunol* **31**,  
664 363-378 (2012).
- 665 61. Gommerman, J.L. & Summers deLuca, L. LTβR and CD40: working together in dendritic  
666 cells to optimize immune responses. *Immunol Rev* **244**, 85-98 (2011).
- 667 62. Maldini, C.R., Ellis, G.I. & Riley, J.L. CAR T cells for infection, autoimmunity and  
668 allotransplantation. *Nat Rev Immunol* **18**, 605-616 (2018).
- 669 63. Schittenhelm, L., Hilkens, C.M. & Morrison, V.L. β(2) Integrins As Regulators of Dendritic  
670 Cell, Monocyte, and Macrophage Function. *Front Immunol* **8**, 1866 (2017).
- 671 64. Wang, J. & Fu, Y.X. The role of LIGHT in T cell-mediated immunity. *Immunol Res* **30**,  
672 201-214 (2004).

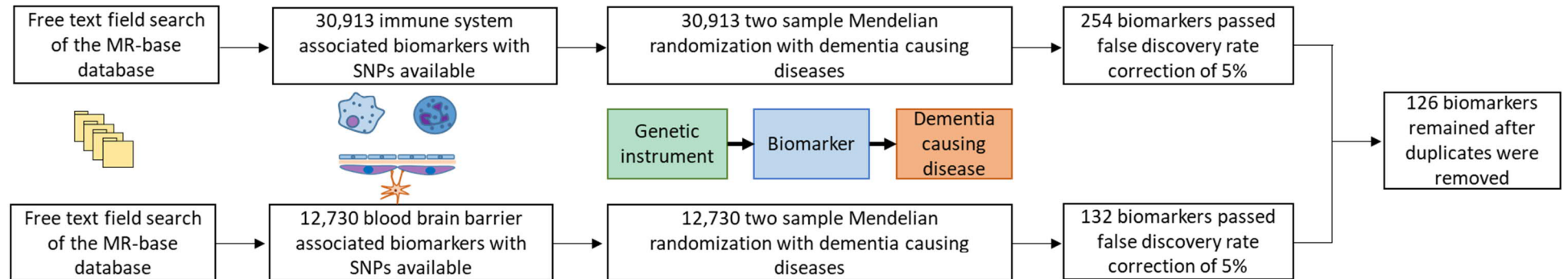
- 673 65. Meffre, E. & O'Connor, K.C. Impaired B-cell tolerance checkpoints promote the  
674 development of autoimmune diseases and pathogenic autoantibodies. *Immunol Rev* **292**, 90-  
675 101 (2019).
- 676 66. Hobeika, E., Nielsen, P.J. & Medgyesi, D. Signaling mechanisms regulating B-lymphocyte  
677 activation and tolerance. *J Mol Med (Berl)* **93**, 143-158 (2015).
- 678 67. Gate, D., *et al.* Clonally expanded CD8 T cells patrol the cerebrospinal fluid in Alzheimer's  
679 disease. *Nature* **577**, 399-404 (2020).
- 680 68. Xiao, D., *et al.* A meta-analysis of interaction between Epstein-Barr virus and HLA-  
681 DRB1\*1501 on risk of multiple sclerosis. *Scientific Reports* **5**, 18083 (2015).
- 682 69. Das Sarma, J., *et al.* Ifit2 deficiency restricts microglial activation and leukocyte migration  
683 following murine coronavirus (m-CoV) CNS infection. *PLoS Pathog* **16**, e1009034 (2020).
- 684 70. Bech-Otschir, D., *et al.* COP9 signalosome-specific phosphorylation targets p53 to  
685 degradation by the ubiquitin system. *Embo j* **20**, 1630-1639 (2001).
- 686 71. Bertram, K., *et al.* Cryo-EM Structure of a Pre-catalytic Human Spliceosome Primed for  
687 Activation. *Cell* **170**, 701-713.e711 (2017).
- 688 72. Choudhary, B., Marx, O. & Norris, A.D. Spliceosomal component PRP-40 is a central  
689 regulator of microexon splicing. *Cell Rep* **36**, 109464 (2021).
- 690 73. Groettrup, M., *et al.* A role for the proteasome regulator PA28alpha in antigen presentation.  
691 *Nature* **381**, 166-168 (1996).
- 692 74. Kamura, T., *et al.* VHL-box and SOCS-box domains determine binding specificity for Cul2-  
693 Rbx1 and Cul5-Rbx2 modules of ubiquitin ligases. *Genes Dev* **18**, 3055-3065 (2004).
- 694 75. Lu, K., Psakhye, I. & Jentsch, S. Autophagic clearance of polyQ proteins mediated by  
695 ubiquitin-Atg8 adaptors of the conserved CUET protein family. *Cell* **158**, 549-563 (2014).
- 696 76. Sturm, M., Cheng, J., Baßler, J., Beckmann, R. & Hurt, E. Interdependent action of KH  
697 domain proteins Krr1 and Dim2 drive the 40S platform assembly. *Nat Commun* **8**, 2213  
698 (2017).
- 699 77. Wada, K. & Kamitani, T. Autoantigen Ro52 is an E3 ubiquitin ligase. *Biochem Biophys Res*  
700 *Commun* **339**, 415-421 (2006).
- 701 78. Yamashita, D., *et al.* hDREF regulates cell proliferation and expression of ribosomal protein  
702 genes. *Mol Cell Biol* **27**, 2003-2013 (2007).
- 703 79. Zhu, X., *et al.* Noc4L-Mediated Ribosome Biogenesis Controls Activation of Regulatory  
704 and Conventional T Cells. *Cell Rep* **27**, 1205-1220.e1204 (2019).
- 705 80. Li, X., Li, R., Lin, X. & Guan, M.X. Isolation and characterization of the putative nuclear  
706 modifier gene MTO1 involved in the pathogenesis of deafness-associated mitochondrial 12  
707 S rRNA A1555G mutation. *J Biol Chem* **277**, 27256-27264 (2002).
- 708 81. Estefanía, E., *et al.* Human KIR2DL5 is an inhibitory receptor expressed on the surface of  
709 NK and T lymphocyte subsets. *J Immunol* **178**, 4402-4410 (2007).
- 710 82. Adly, A.A.M., Ismail, E.A., Tawfik, L.M., Ebeid, F.S.E. & Hassan, A.A.S. Endothelial  
711 monocyte activating polypeptide II in children and adolescents with type 1 diabetes mellitus:  
712 Relation to micro-vascular complications. *Cytokine* **76**, 156-162 (2015).
- 713 83. Dolan, J., *et al.* The extracellular leucine-rich repeat superfamily; a comparative survey and  
714 analysis of evolutionary relationships and expression patterns. *BMC Genomics* **8**, 320  
715 (2007).
- 716 84. García-Heredia, J.M. & Carnero, A. The cargo protein MAP17 (PDZK1IP1) regulates the  
717 immune microenvironment. *Oncotarget* **8**, 98580-98597 (2017).
- 718 85. Yamazaki, Y., Zhao, N., Caulfield, T.R., Liu, C.C. & Bu, G. Apolipoprotein E and  
719 Alzheimer disease: pathobiology and targeting strategies. *Nat Rev Neurol* **15**, 501-518  
720 (2019).
- 721 86. Naj, A.C., *et al.* Common variants at MS4A4/MS4A6E, CD2AP, CD33 and EPHA1 are  
722 associated with late-onset Alzheimer's disease. *Nat Genet* **43**, 436-441 (2011).

- 723 87. Torres-Acosta, N., O'Keefe, J.H., O'Keefe, E.L., Isaacson, R. & Small, G. Therapeutic  
724 Potential of TNF- $\alpha$  Inhibition for Alzheimer's Disease Prevention. *J Alzheimers Dis* **78**, 619-  
725 626 (2020).
- 726 88. Judge, A., *et al.* Protective effect of antirheumatic drugs on dementia in rheumatoid arthritis  
727 patients. *Alzheimers Dement (N Y)* **3**, 612-621 (2017).
- 728 89. Chen, A.Y., Wolchok, J.D. & Bass, A.R. TNF in the era of immune checkpoint inhibitors:  
729 friend or foe? *Nature Reviews Rheumatology* **17**, 213-223 (2021).
- 730 90. Aisen, P.S., *et al.* Effects of Rofecoxib or Naproxen vs Placebo on Alzheimer Disease  
731 Progression A Randomized Controlled Trial. *JAMA* **289**, 2819-2826 (2003).
- 732 91. Butchart, J., *et al.* Etanercept in Alzheimer disease: A randomized, placebo-controlled,  
733 double-blind, phase 2 trial. *Neurology* **84**, 2161-2168 (2015).
- 734 92. Herwig, R., Hardt, C., Lienhard, M. & Kamburov, A. Analyzing and interpreting genome  
735 data at the network level with ConsensusPathDB. *Nature Protocols* **11**, 1889-1907 (2016).
- 736 93. Hernán, M.A. & Robins, J.M. Using Big Data to Emulate a Target Trial When a  
737 Randomized Trial Is Not Available. *Am J Epidemiol* **183**, 758-764 (2016).
- 738 94. Hemani, G., *et al.* The MR-Base platform supports systematic causal inference across the  
739 human phenome. *Elife* **7**(2018).
- 740 95. Akiyama, H., *et al.* Inflammation and Alzheimer's disease. *Neurobiology of aging* **21**, 383-  
741 421 (2000).
- 742 96. O'Brien, J.T. & Thomas, A. Vascular dementia. *Lancet (London, England)* **386**, 1698-1706  
743 (2015).
- 744 97. UniProt, C. UniProt: a worldwide hub of protein knowledge. *Nucleic acids research* **47**,  
745 D506-D515 (2019).
- 746 98. <http://www.nealelab.is/uk-biobank/>.
- 747 99. Kivimaki, M., *et al.* Validity of Cardiovascular Disease Event Ascertainment Using Linkage  
748 to UK Hospital Records. *Epidemiology (Cambridge, Mass.)* **28**, 735-739 (2017).
- 749 100. Sommerlad, A., *et al.* Accuracy of general hospital dementia diagnoses in England:  
750 Sensitivity, specificity, and predictors of diagnostic accuracy 2008-2016. *Alzheimer's &*  
751 *dementia : the journal of the Alzheimer's Association* **14**, 933-943 (2018).
- 752 101. Gold, L., *et al.* Aptamer-based multiplexed proteomic technology for biomarker discovery.  
753 *PloS one* **5**, e15004 (2010).
- 754 102. Williams, S.A., *et al.* Plasma protein patterns as comprehensive indicators of health. *Nature*  
755 *medicine* **25**, 1851-1857 (2019).
- 756 103. Bolla, M.K., Wood, N. & Humphries, S.E. Rapid determination of apolipoprotein E  
757 genotype using a heteroduplex generator. *Journal of lipid research* **40**, 2340-2345 (1999).
- 758 104. Miller, S.A., Dykes, D.D. & Polesky, H.F. A simple salting out procedure for extracting  
759 DNA from human nucleated cells. *Nucleic acids research* **16**, 1215 (1988).
- 760 105. Cox, D.R. Regression Models and Life-Tables. *Journal of the Royal Statistical*  
761 *Society.Series B (Methodological)* **34**, 187-220 (1972).
- 762 106. Dickerman, B.A., García-Albéniz, X., Logan, R.W., Denaxas, S. & Hernán, M.A. Avoidable  
763 flaws in observational analyses: an application to statins and cancer. *Nat Med* **25**, 1601-1606  
764 (2019).
- 765 107. Ritari, J., Hyvärinen, K., Clancy, J., Partanen, J. & Koskela, S. Increasing accuracy of HLA  
766 imputation by a population-specific reference panel in a FinnGen biobank cohort. *NAR*  
767 *Genom Bioinform* **2**, lqaa030 (2020).
- 768 108. Luo, W., Friedman, M.S., Shedden, K., Hankenson, K.D. & Woolf, P.J. GAGE: generally  
769 applicable gene set enrichment for pathway analysis. *BMC Bioinformatics* **10**, 161 (2009).
- 770 109. Bindea, G., *et al.* ClueGO: a Cytoscape plug-in to decipher functionally grouped gene  
771 ontology and pathway annotation networks. *Bioinformatics* **25**, 1091-1093 (2009).

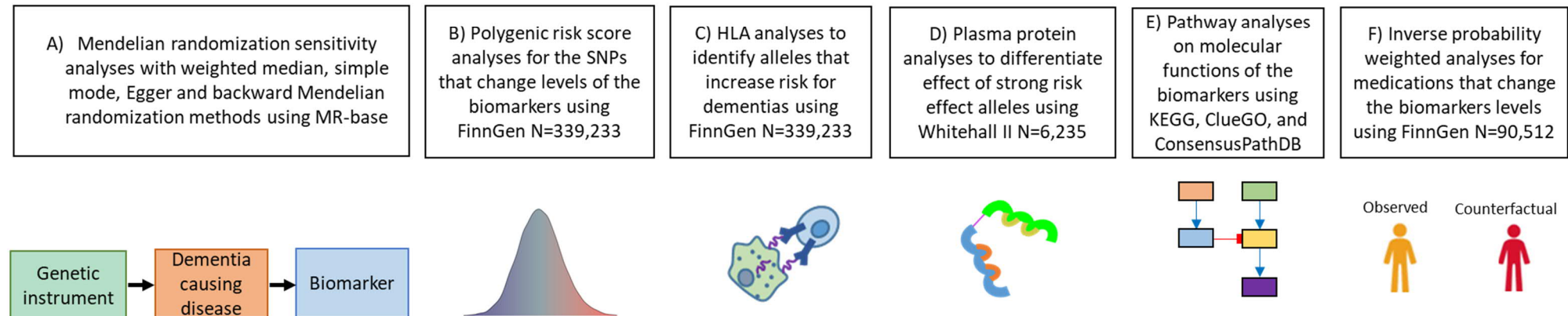
- 772 110. Shannon, P., *et al.* Cytoscape: a software environment for integrated models of biomolecular  
773 interaction networks. *Genome Res* **13**, 2498-2504 (2003).  
774  
775  
776  
777  
778

**Figure 1.** Flowchart of the study design. HLA, human leukocyte antigen; KEGG, Kyoto Encyclopedia of Genes and Genomes; PRS, polygenic risk score; SNP, single nucleotide polymorphism.

### 1) Biomarker discovery step: two-sample Mendelian randomization analyses



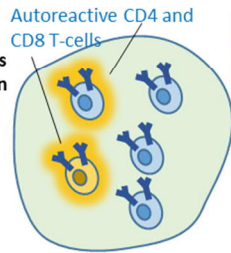
### 2) Validation step for the 126 biomarkers: triangulation analyses



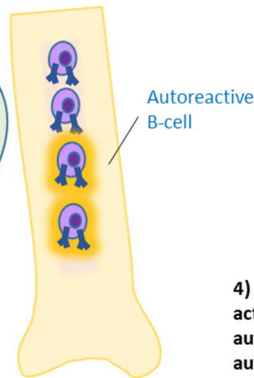
**Figure 2.** The autoimmune hypothesis of diseases causing dementias, the supporting evidence from current analyses are listed at each mechanism. BBB, blood brain barrier; CD, cluster of differentiation; CNS, central nervous system; HLA, Human Leukocyte Antigen; cluster of differentiation; IPW, inverse probability weighted;

### Central immune organs

#### Thymus



#### Bone marrow



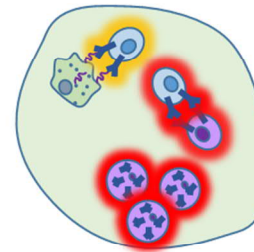
1) Increased production of primed mature autoreactive B-cells and CD4 and CD8 T-cells due to failed positive and negative selection in bone marrow and thymus.

Supporting evidence from:

- Mendelian randomization
- Polygenic risk scores
- HLA analyses
- Pathway analyses

### Secondary immune organs

#### Lymph node

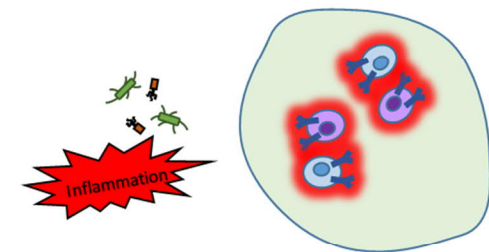


4) Antigen-presenting cells migrate to lymph nodes and activate autoreactive CD4 T-helper cells that activate autoreactive B-cells to plasma cells that secrete autoantibodies.

Supporting evidence from:

- Mendelian randomization
- HLA analyses
- Pathway analyses

#### Lymph node



6) Memory cells for autoantigens are formed and they react to reoccurring inflammation, tissue damage and infections. This sustains autoimmune driven neuroinflammation that causes permanent damage to CNS.

Supporting evidence from:

- Mendelian randomization
- Plasma proteomics
- IPW analyses
- Pathway analyses

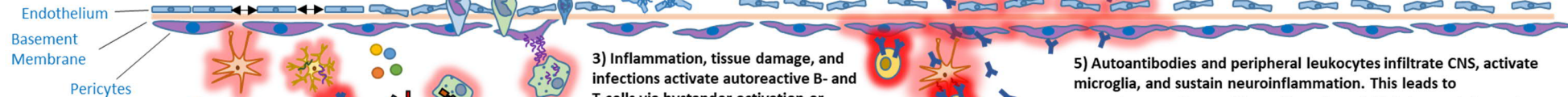
### Capillary

2) Chronic antigen stimulation and increased inflammation reduces energy and allows more autoreactive cells to proliferate. It also degrades BBB that leads to contact between autoreactive peripheral and CNS epitopes.

Supporting evidence from:

- Mendelian randomization
- Plasma proteomics
- IPW analyses
- Pathway analyses

### Blood brain barrier



3) Inflammation, tissue damage, and infections activate autoreactive B- and T-cells via bystander activation or antigen presentation mediated molecular mimicry and cryptic epitopes. Autoreactive CD8-cells attack CNS cells. Inflammation increases amyloid production.

Supporting evidence from:

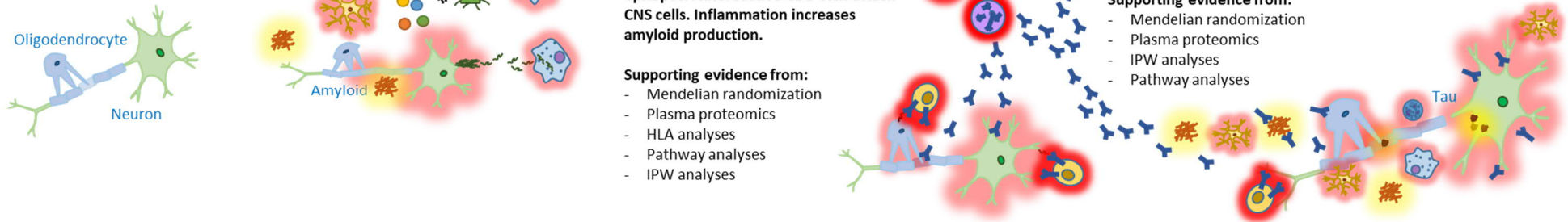
- Mendelian randomization
- Plasma proteomics
- HLA analyses
- Pathway analyses
- IPW analyses

5) Autoantibodies and peripheral leukocytes infiltrate CNS, activate microglia, and sustain neuroinflammation. This leads to neurodegeneration and formation of amyloid  $\beta$ , tau protein, and  $\alpha$ -synuclein that further increase neuroinflammation.

Supporting evidence from:

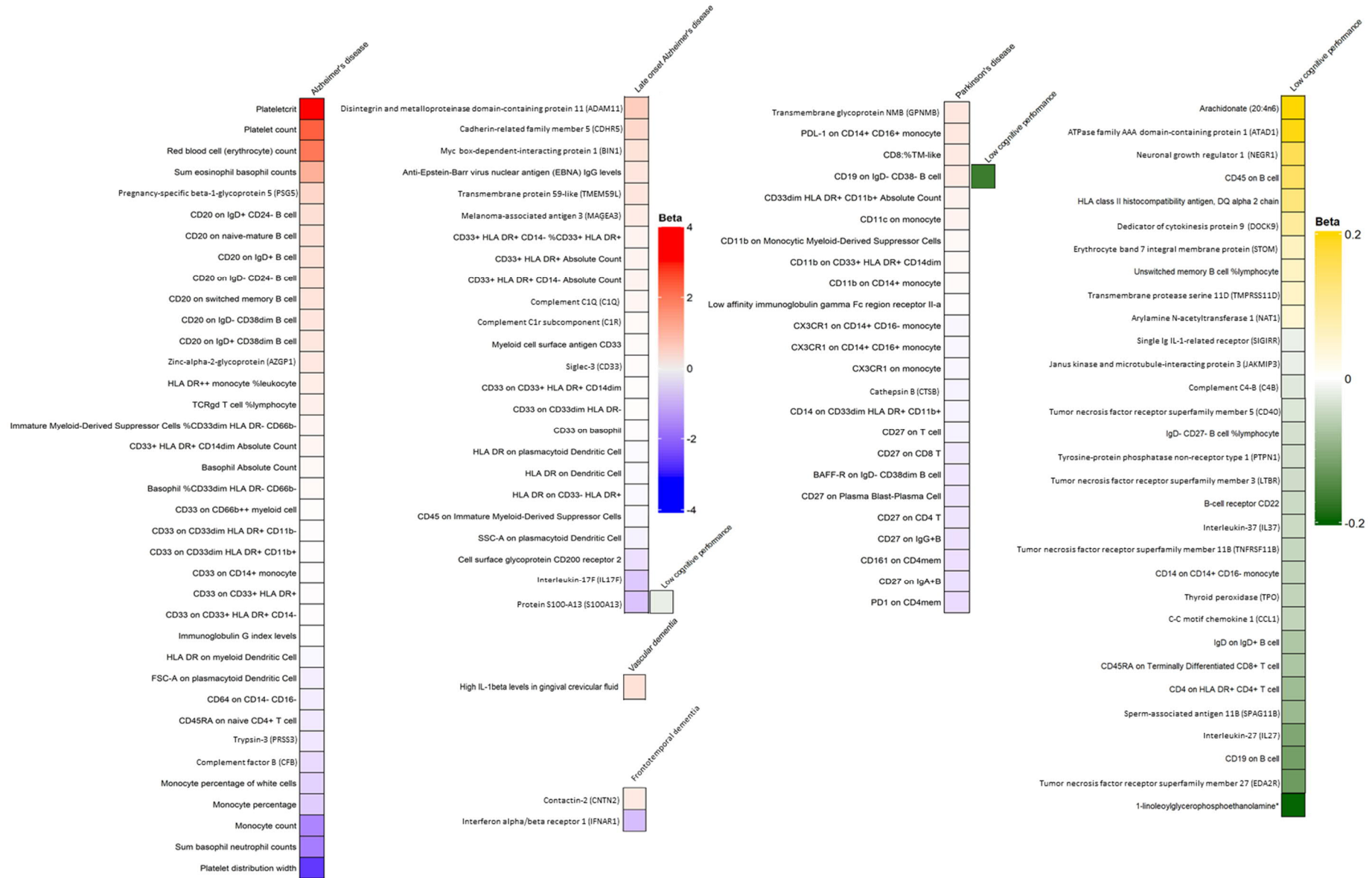
- Mendelian randomization
- Plasma proteomics
- IPW analyses
- Pathway analyses

### Central nervous system



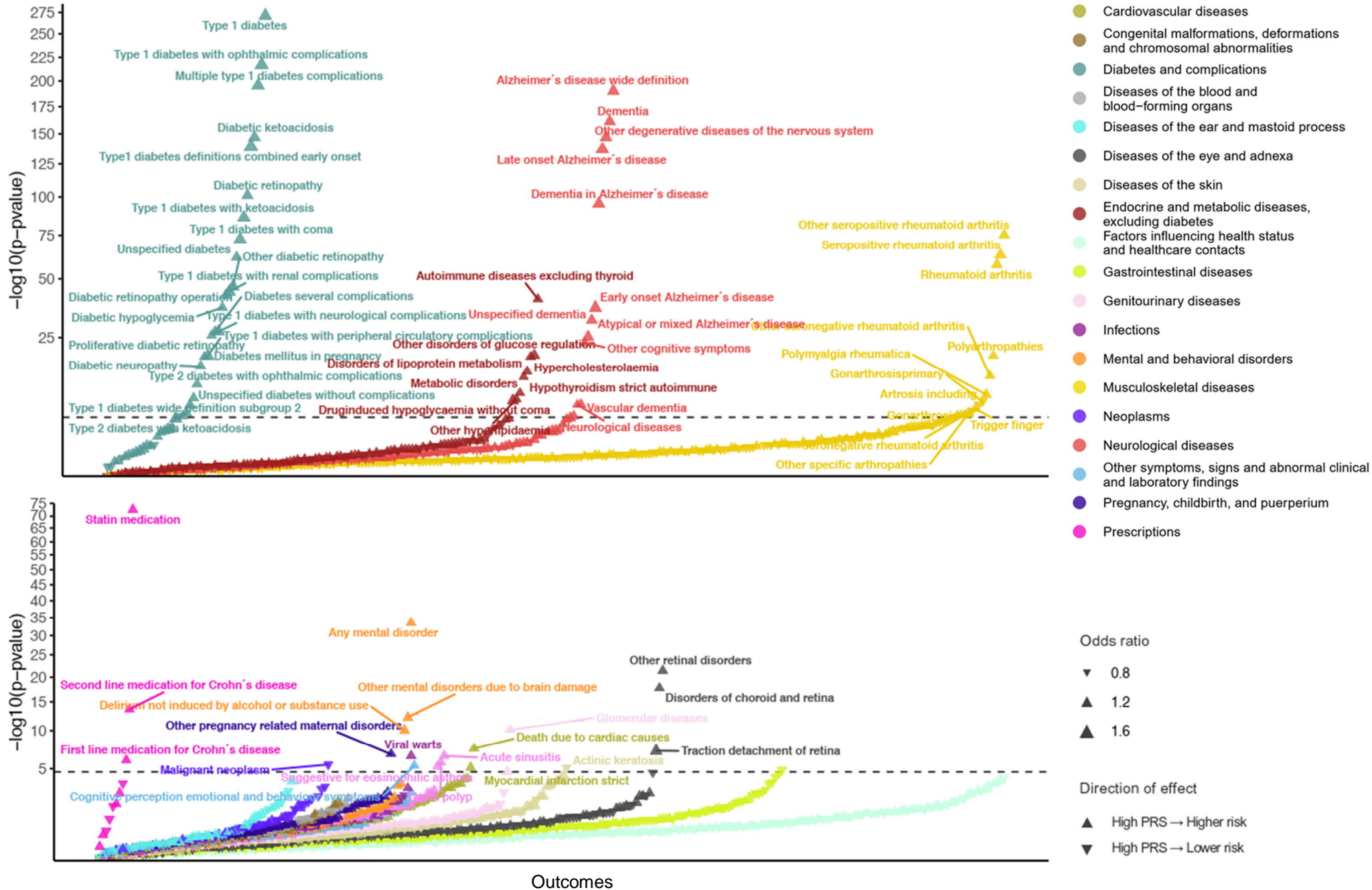


**Figure 3A.** Wald ratio or inverse variance weighted Mendelian randomization estimates for outcome-specific biomarkers.



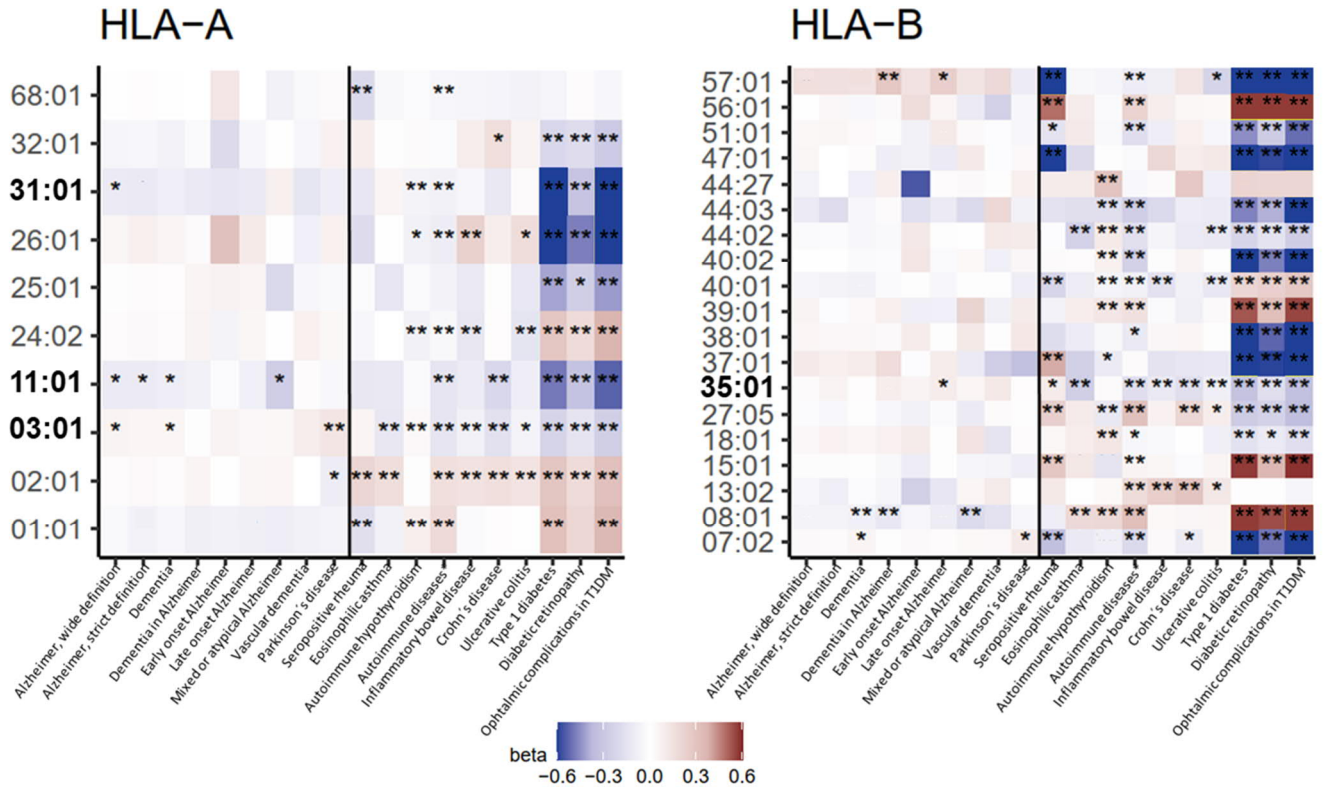


**Figure 4.** Phenome-wide association analyses for a Mendelian randomization-based polygenic risk score constructed only from SNPs that associated with levels of causal Alzheimer's disease biomarkers in Mendelian randomization Wald ratio or inverse variance weighted analyses. Upward pointing triangle means risk increasing and downward risk decreasing. Larger triangle indicates larger effect size.

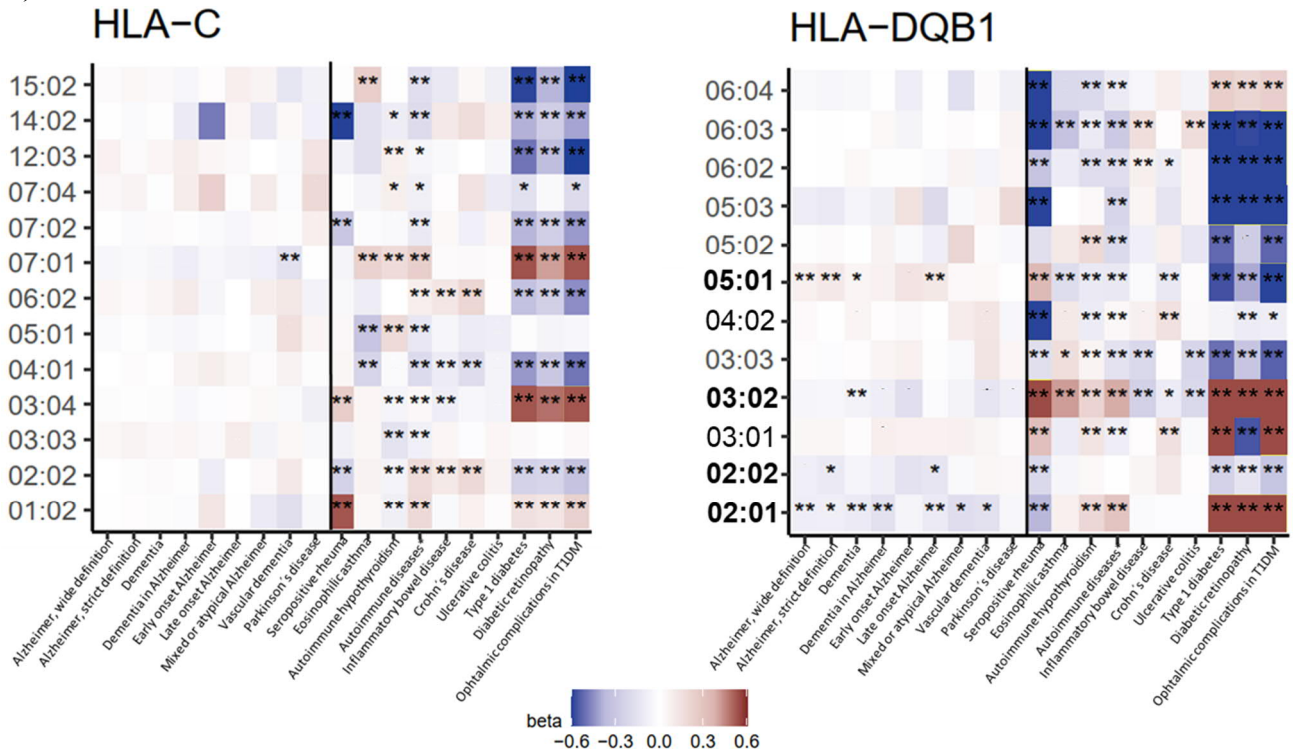


**Figure 5A-E.** Association between different HLA-allele subclasses (y-axis) and dementia causing diseases, autoimmune diseases and their complications (x-axis). The HLA-types with at least one directionally consistent association with autoimmune diseases are bolded. Left side of the panel describes dementias and right side autoimmune diseases and their complications. \*, false discovery rate  $p < 0.02$ ; \*\*,  $p < 0.01$ .

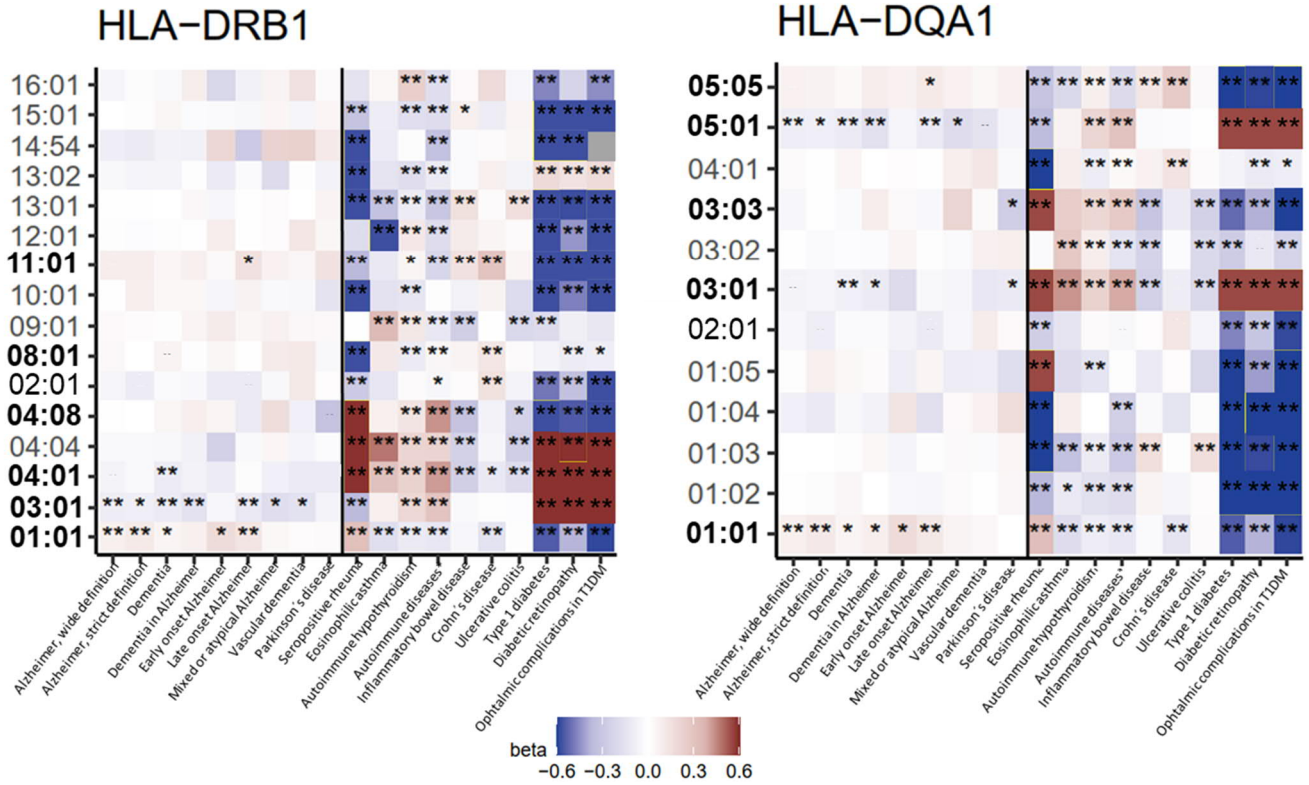
A)



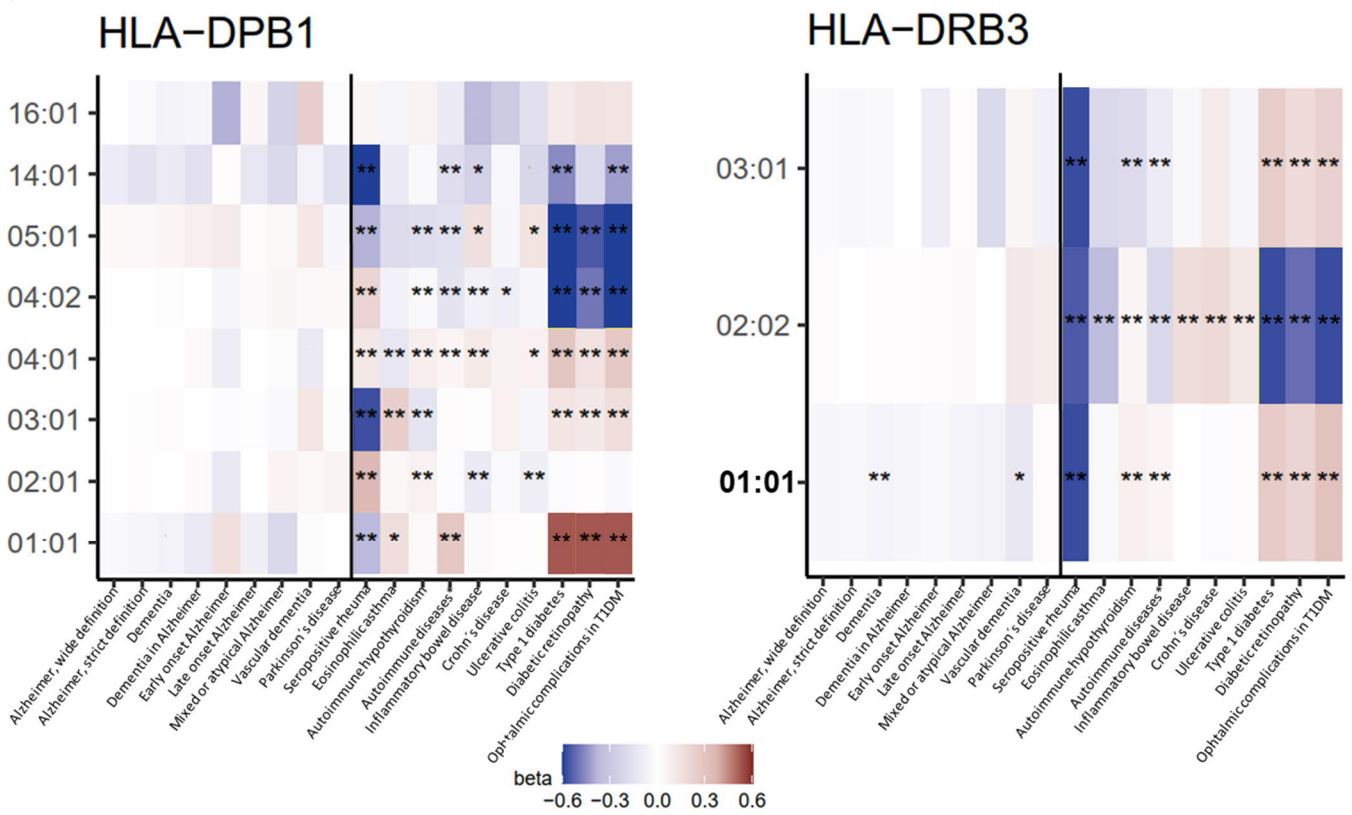
B)



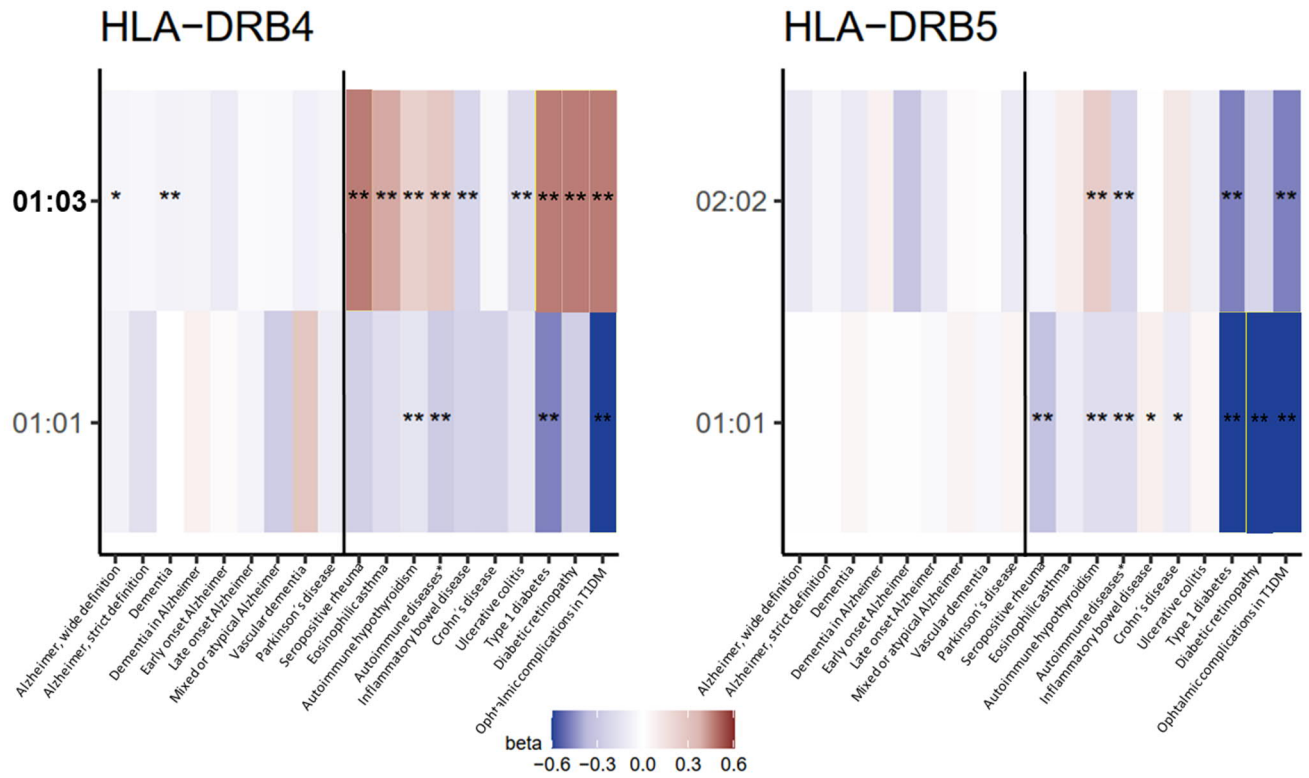
C)



D)



E)





**Table 1.** Associations between dementias and anti-inflammatory medications from inverse probability weighted (IPW) analyses in the FinnGen study. The positive control IPW analyses validate the analysis protocol by replicating association between statin medication and coronary heart disease. The negative control IPW analyses validate the associations between each anti-inflammatory medication and dementias by replicating the null finding between anti-inflammatory medications and coronary heart disease.

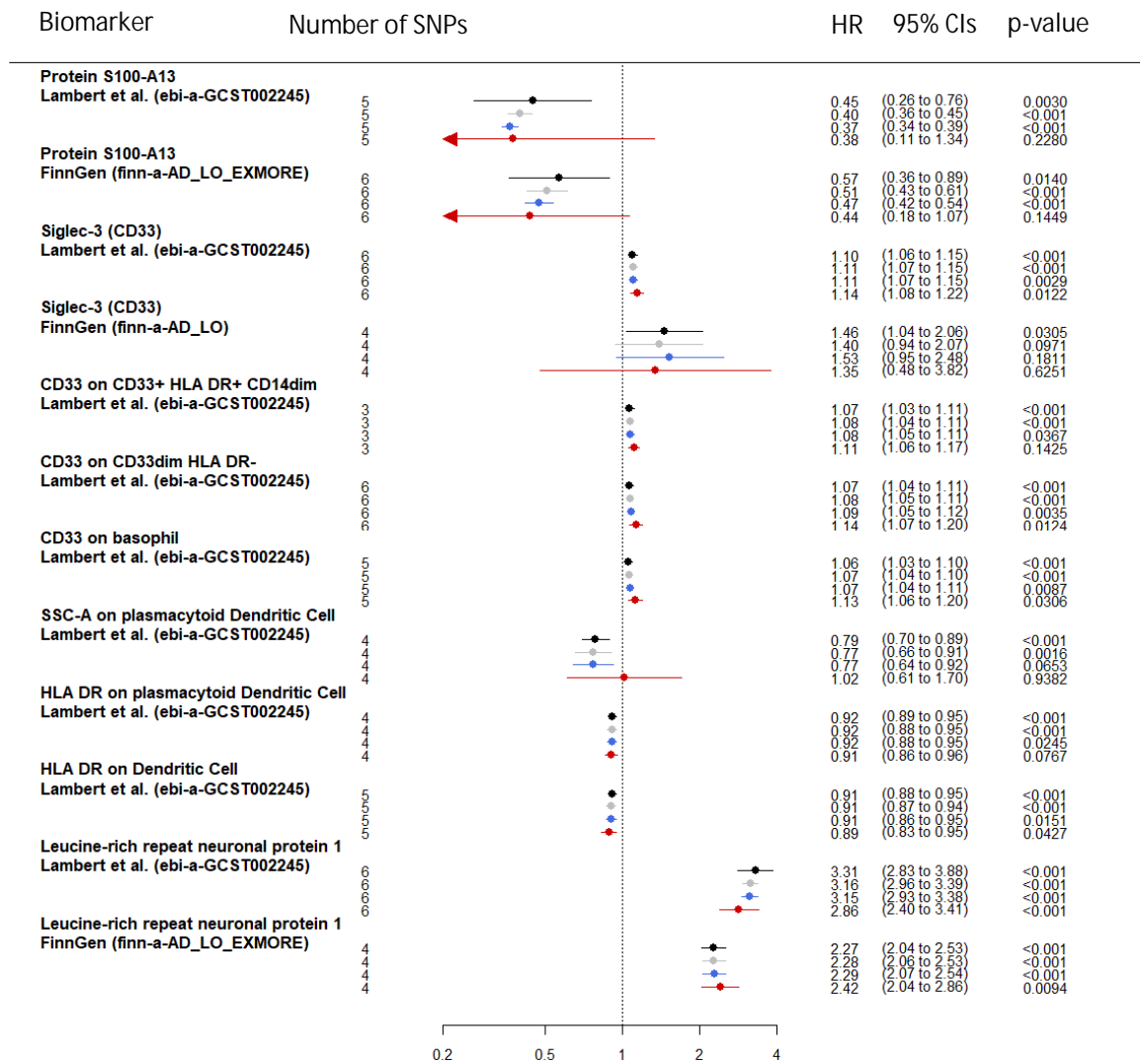
The baseline variables in IPW analyses were birth year, sex, ten principal components and time-varying variables statin, ACE-blocker, AT-blocker, renin-blocker, calcium channel blocker, any diuretic, insulin, metformin, other diabetes drug, depression medication, antipsychotic, and anticoagulant use as well as time varying any cancer, myocardial infarction, atrial fibrillation, heart failure, venous thromboembolism, ischemic stroke, intracerebral haemorrhage, subarachnoid haemorrhage, obesity, sleep apnoea, and chronic obstructive pulmonary diseases, with informative censoring included. Because of limited number of participants, TNF- $\alpha$  inhibitors users in dementias include also baseline users, other analyses include only medication-free individuals at baseline. The estimates for randomized control trials are from references 14 to 17. Secondary prevention randomized control trial was used for methotrexate because no primary prevention trial was available. MR-PRS, Mendelian randomization based polygenic risk score for Alzheimer's disease; NSAID, non-steroidal anti-inflammatory drugs; TNF- $\alpha$ , tumor necrosis factor  $\alpha$ ; IPW, inverse probability weighted analyses; RCT, randomized control trials.

Medication	Disease	HR and 95% CIs	p-value
<b>Statins</b>			
Positive control for IPW protocol	Coronary heart disease IPW	0.38 (0.19 to 0.78)	0.009
	Coronary heart disease RCT	0.39 (0.29 to 0.49)	<0.001
Methotrexate	Alzheimer's disease	0.71 (0.56 to 0.90)	0.004
	Alzheimer's disease MR-PRS $\geq 50\%$	0.64 (0.49 to 0.88)	0.005
	Alzheimer's disease MR-PRS $< 50\%$	0.84 (0.59 to 1.19)	0.330
	Vascular dementia	0.64 (0.30 to 1.37)	0.253
	Parkinson's disease	0.48 (0.29 to 0.81)	0.006
	Parkinson's disease MR-PRS $\geq 50\%$	0.20 (0.05 to 0.83)	0.027
	Parkinson's disease MR-PRS $< 50\%$	0.61 (0.08 to 4.37)	0.622
Negative control	Coronary heart disease IPW	0.97 (0.84 to 1.11)	0.647
	Coronary heart disease RCT	0.96 (0.79 to 1.16)	0.862
TNF- $\alpha$ inhibitors	Alzheimer's disease	0.32 (0.14 to 0.76)	0.010
	Vascular dementia	0.27 (0.04 to 1.91)	0.188
	Parkinson's disease	0.26 (0.04 to 1.82)	0.173
Negative control	Coronary heart disease IPW	1.03 (0.55 to 1.95)	0.916
	Coronary heart disease RCT	1.09 (0.77 to 1.56)	0.645
NSAIDs	Alzheimer's disease	0.37 (0.35 to 0.40)	<0.001
	Vascular dementia	0.25 (0.20 to 0.32)	<0.001
	Parkinson's disease	0.65 (0.57 to 0.75)	<0.001
Negative control	Coronary heart disease IPW	0.38 (0.34 to 0.41)	<0.001
	Coronary heart disease RCT	1.48 (1.00 to 2.26)	0.059
Antihistamines	Alzheimer's disease	0.54 (0.48 to 0.61)	<0.001
	Vascular dementia	0.43 (0.29 to 0.64)	<0.001
	Parkinson's disease	0.70 (0.56 to 0.89)	0.003
Negative control	Coronary heart disease IPW	0.59 (0.51 to 0.69)	0.009
	Coronary heart disease RCT	No RCT available	
Corticosteroids	Alzheimer's disease	0.65 (0.40 to 1.06)	0.085
	Vascular dementia	1.02 (0.32 to 3.21)	0.972
	Parkinson's disease	0.50 (0.12 to 2.18)	0.358
Negative control	Coronary heart disease IPW	0.55 (0.25 to 1.23)	0.556
	Coronary heart disease RCT	No RCT available	
Salazines	Alzheimer's disease	0.89 (0.71 to 1.11)	0.296
	Vascular dementia	0.82 (0.41 to 1.66)	0.583
	Parkinson's disease	0.69 (0.42 to 1.11)	0.128
Negative control	Coronary heart disease IPW	1.06 (0.89 to 1.27)	0.490
	Coronary heart disease RCT	No RCT available	

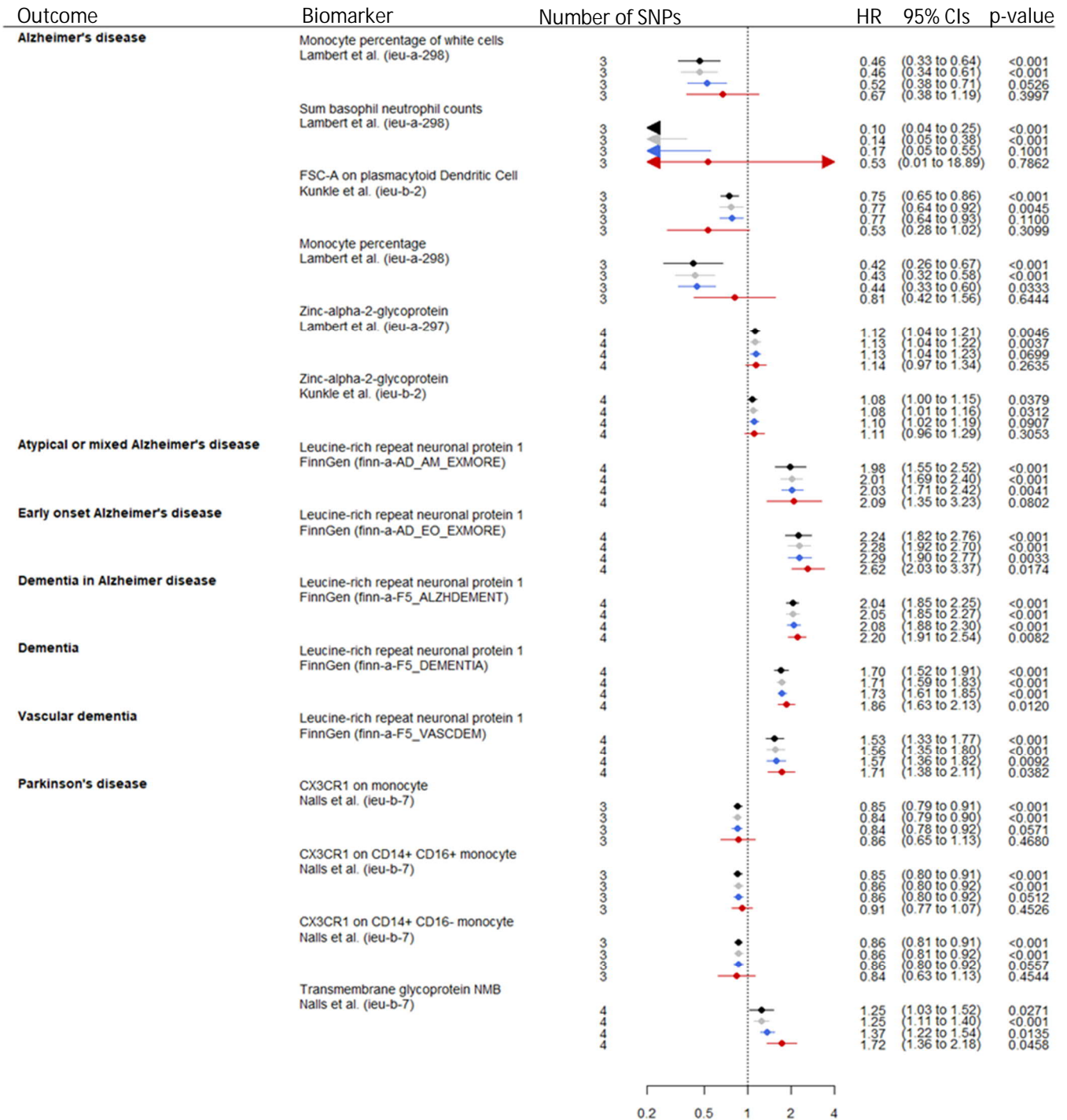
**Supplementary Table 1.** Significant backward Mendelian randomization results with p-value below 0.05. These hazard ratios were not stronger than observed in forward Mendelian randomization analyses in Supplementary Figure 1A and B.

Exposure	Outcome	Number of SNPs	HR (95% CIs)	p-value
Alzheimer's disease	FSC-A on plasmacytoid dendritic cell	20	0.85 (0.73 to 0.98)	0.0275
Late-onset Alzheimer's disease	Protein S100-A13	13	0.51 (0.41 to 0.63)	<0.001

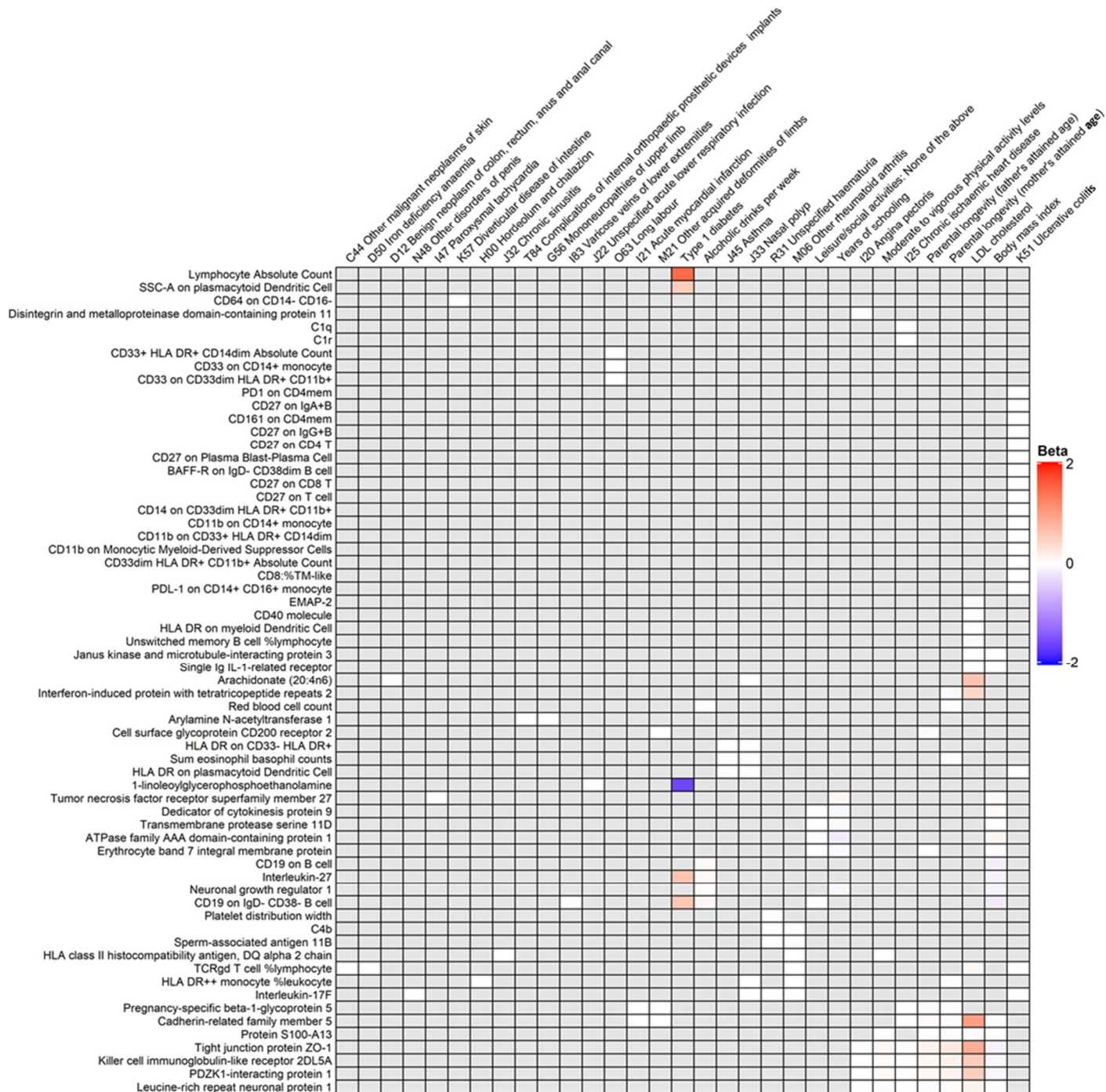
**Supplementary Figure 1A.** Mendelian randomization sensitivity analyses for one standard deviation change in biomarker levels associated with late onset Alzheimer’s diseases and with at least 3 SNPs available. The source of outcome and MR-base outcome identifier is described below the biomarker. Black = inverse variance weighted, grey = weighted median, blue = simple mode, red = Egger Mendelian randomization.



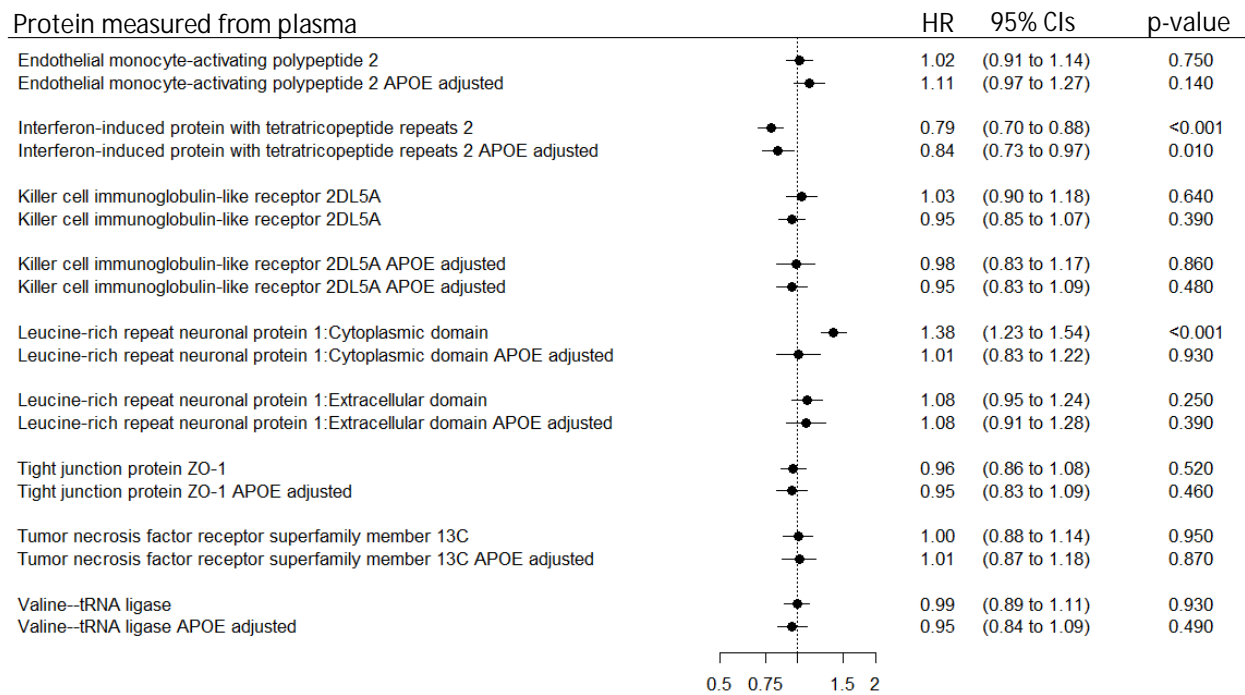
**Supplementary Figure 1B.** Mendelian randomization sensitivity analyses for one standard deviation change in biomarker levels associated with other dementias than late onset Alzheimer’s diseases and with at least 3 SNPs available. The source of outcome and MR-base outcome identifier is described below the Biomarker. Black = inverse variance weighted, grey = weighted median, blue = simple mode, red = Egger Mendelian randomization.



**Supplementary Figure 2.** Phenome-wide association analyses for the 126 biomarkers, effect size describes one standard deviation change in biomarker levels. All biomarker and outcomes pairs that passed false discovery rate correction of 5% are presented. Most biomarkers associated with only few outcomes and the grey boxes indicate no association after false discovery rate correction of 5% or lack of common SNPs.



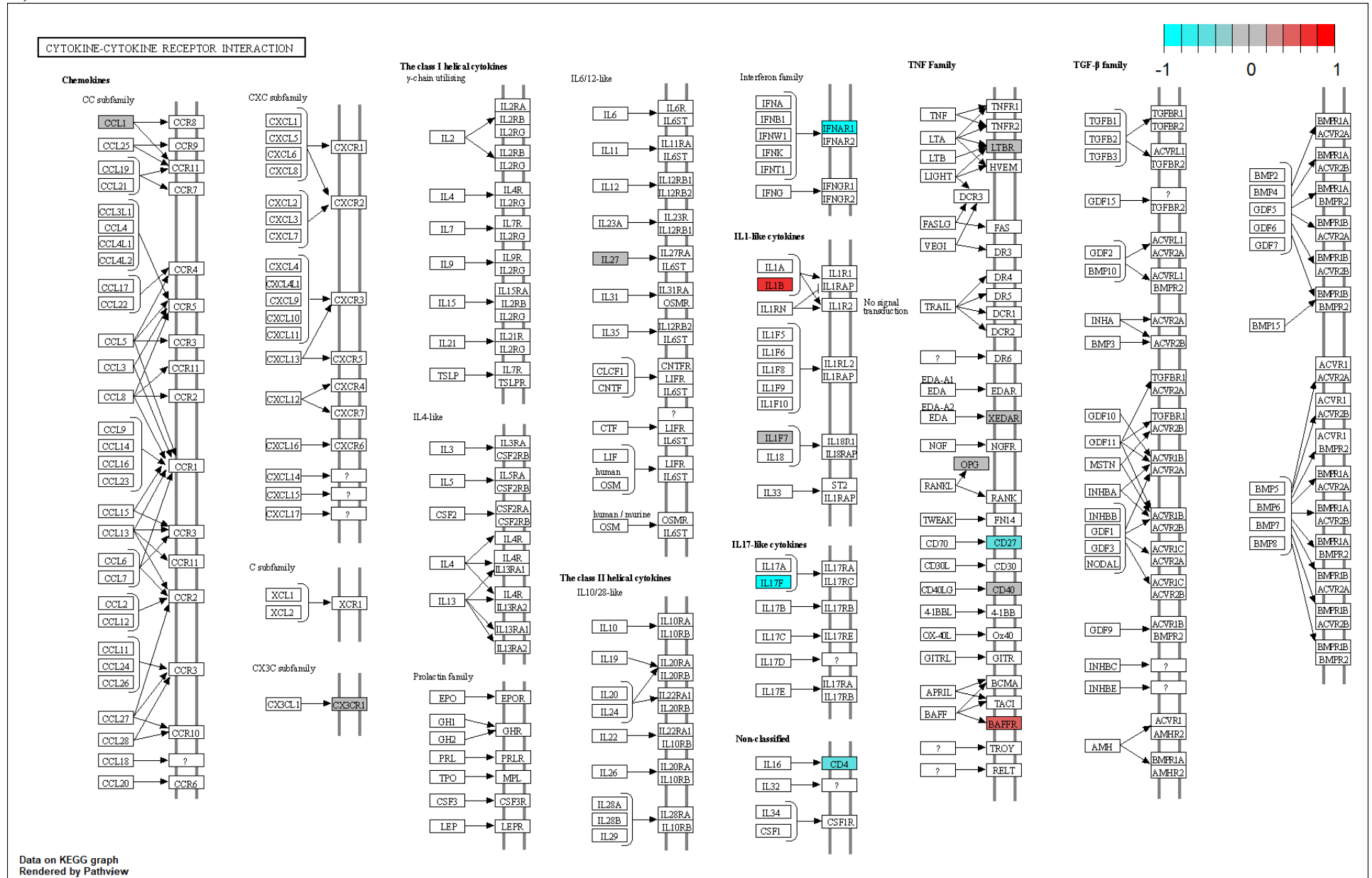
**Supplementary Figure 3.** Plasma protein associations with dementia for one standard deviation change in protein levels from the Whitehall II cohort. The analyses included 8 proteins that had SNPs clustered around *APOE* and associated with at least three dementia subtypes in Mendelian randomization analyses. Analyses are first adjusted for age and sex and then additionally for *APOE* status.



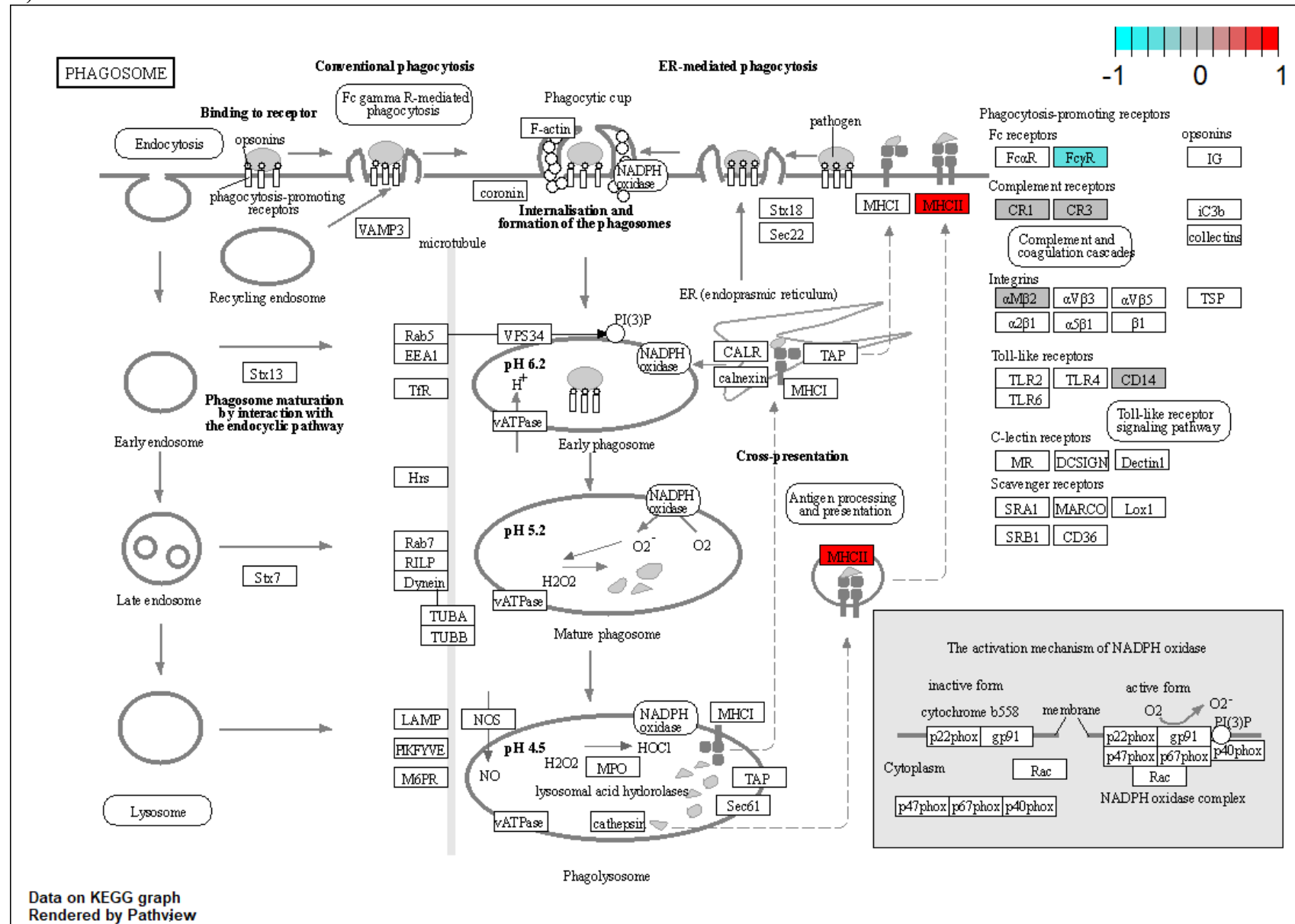
**Supplementary Figures 4 A-H.** KEGG functional pathway enrichment analyses for all proteins and receptors that associated with dementias in Mendelian randomization analyses. The estimated causal betas were used in place of log fold change.



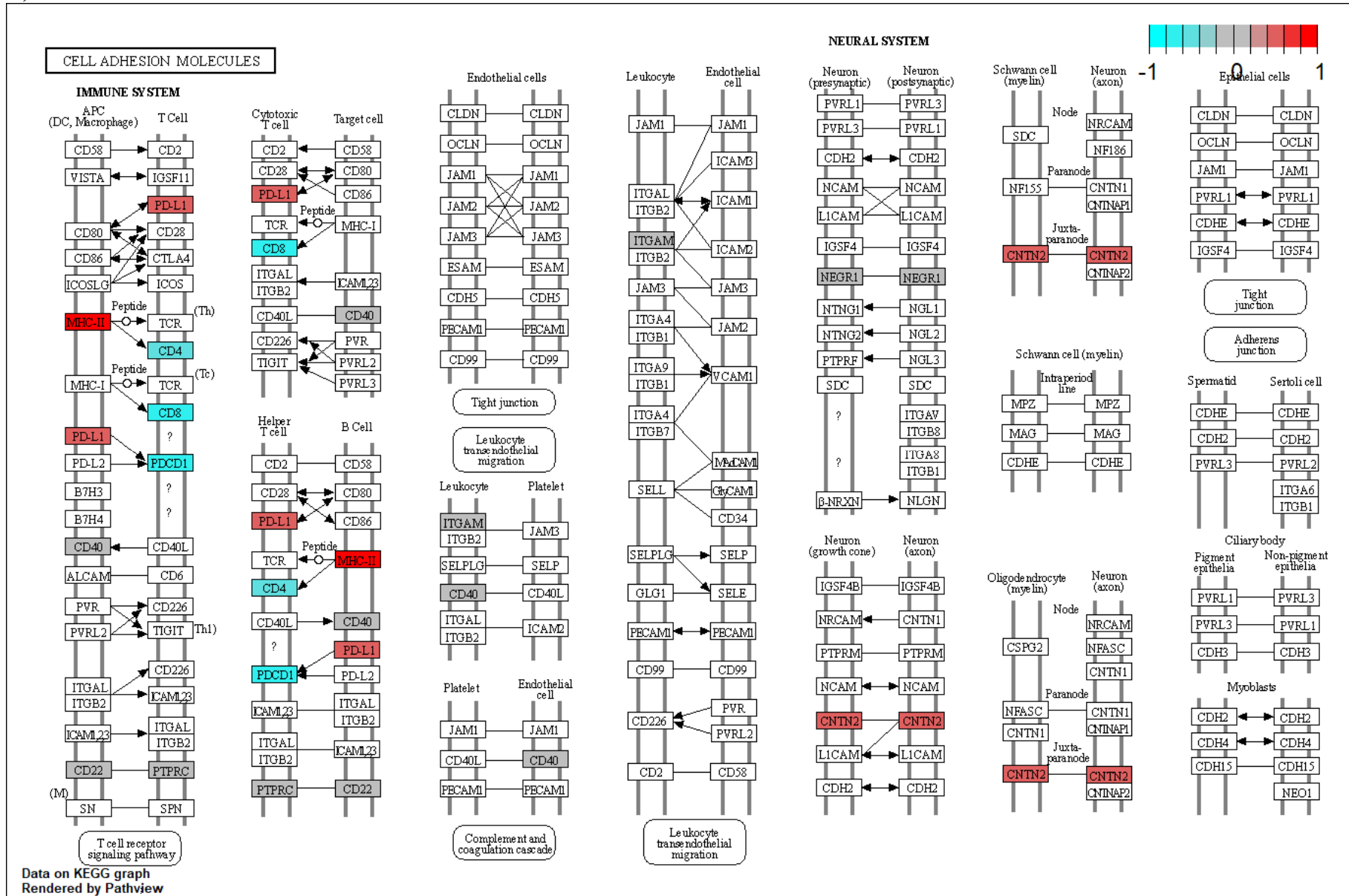
A)



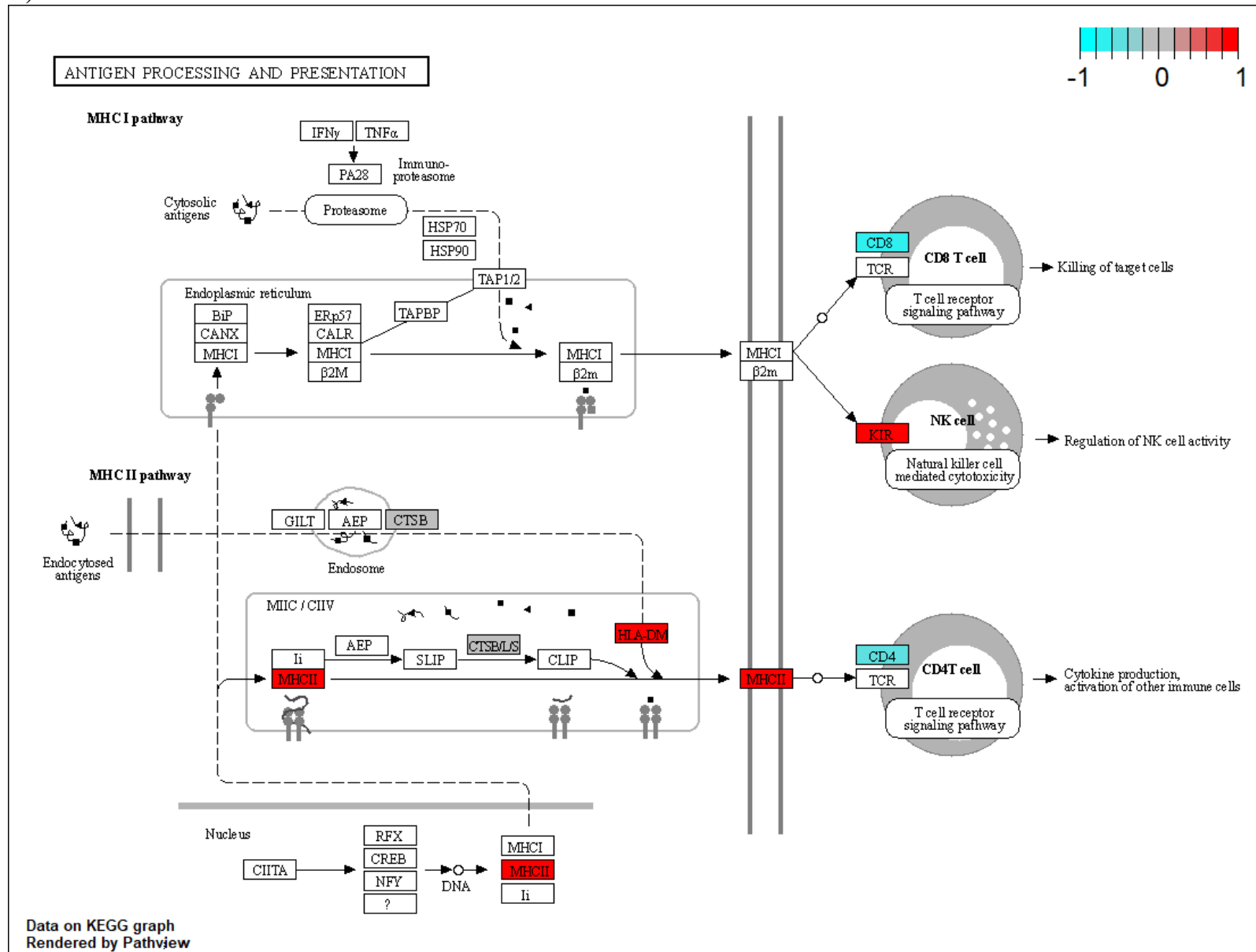
B)



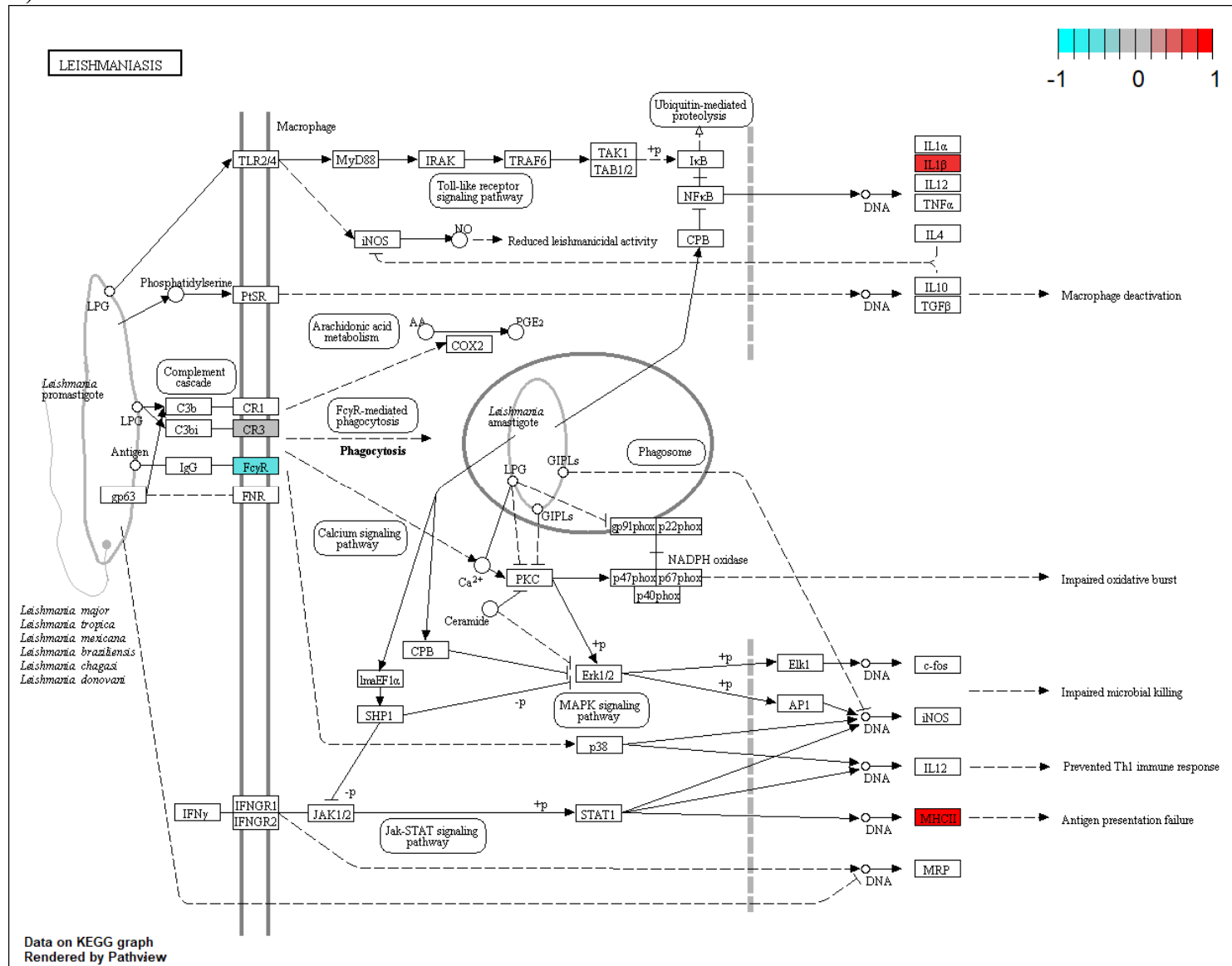
C)

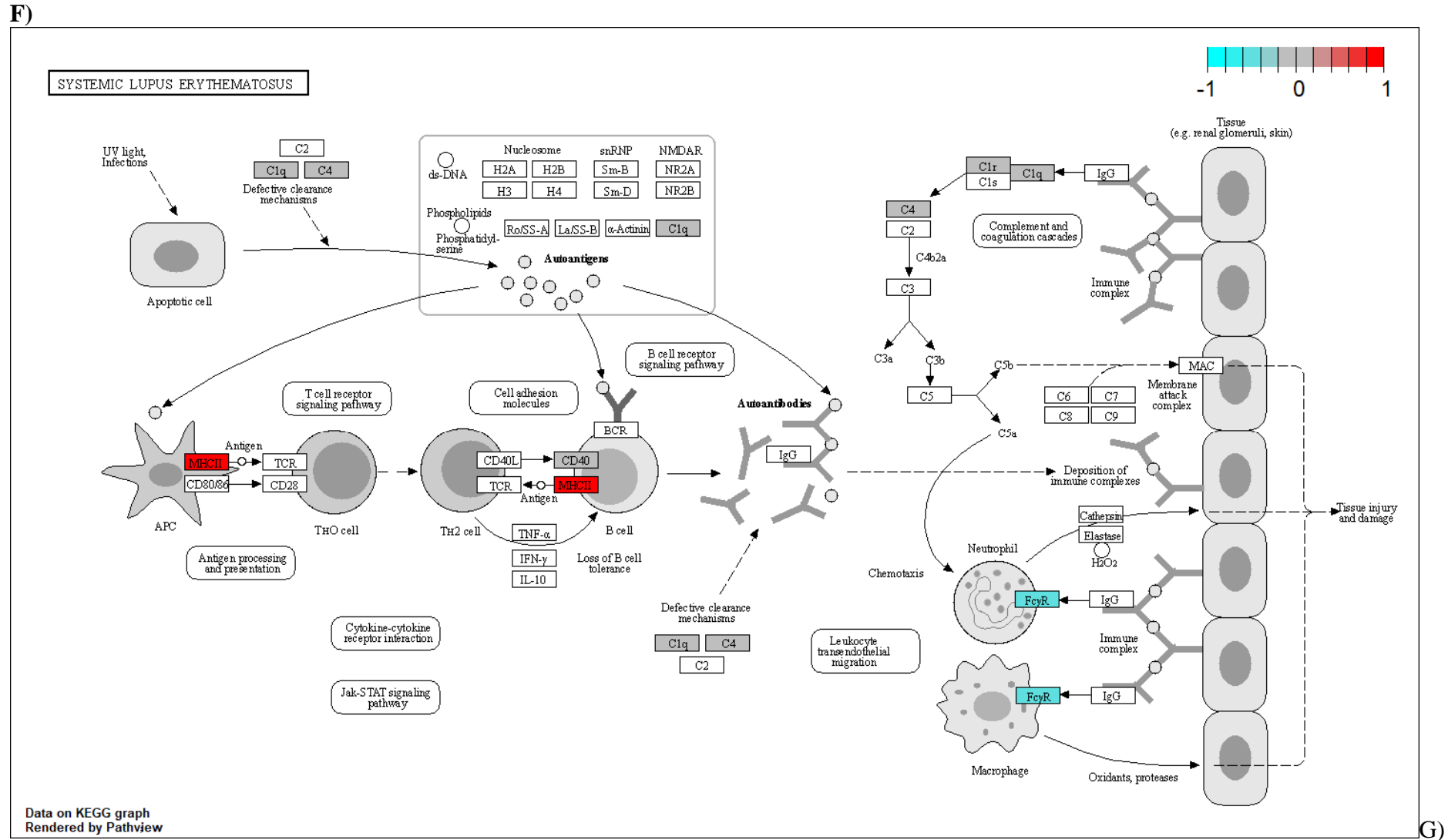


D)

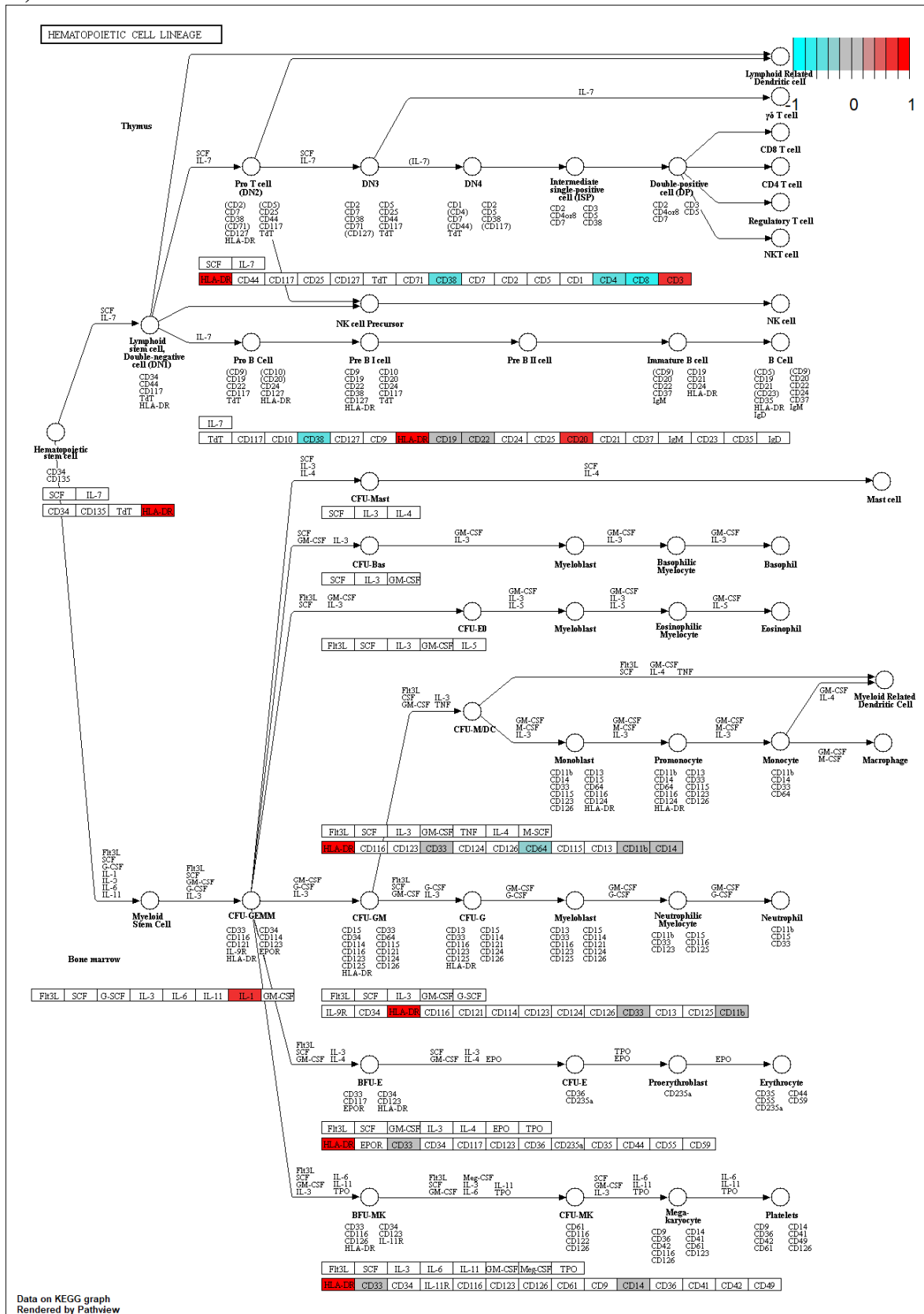


E)



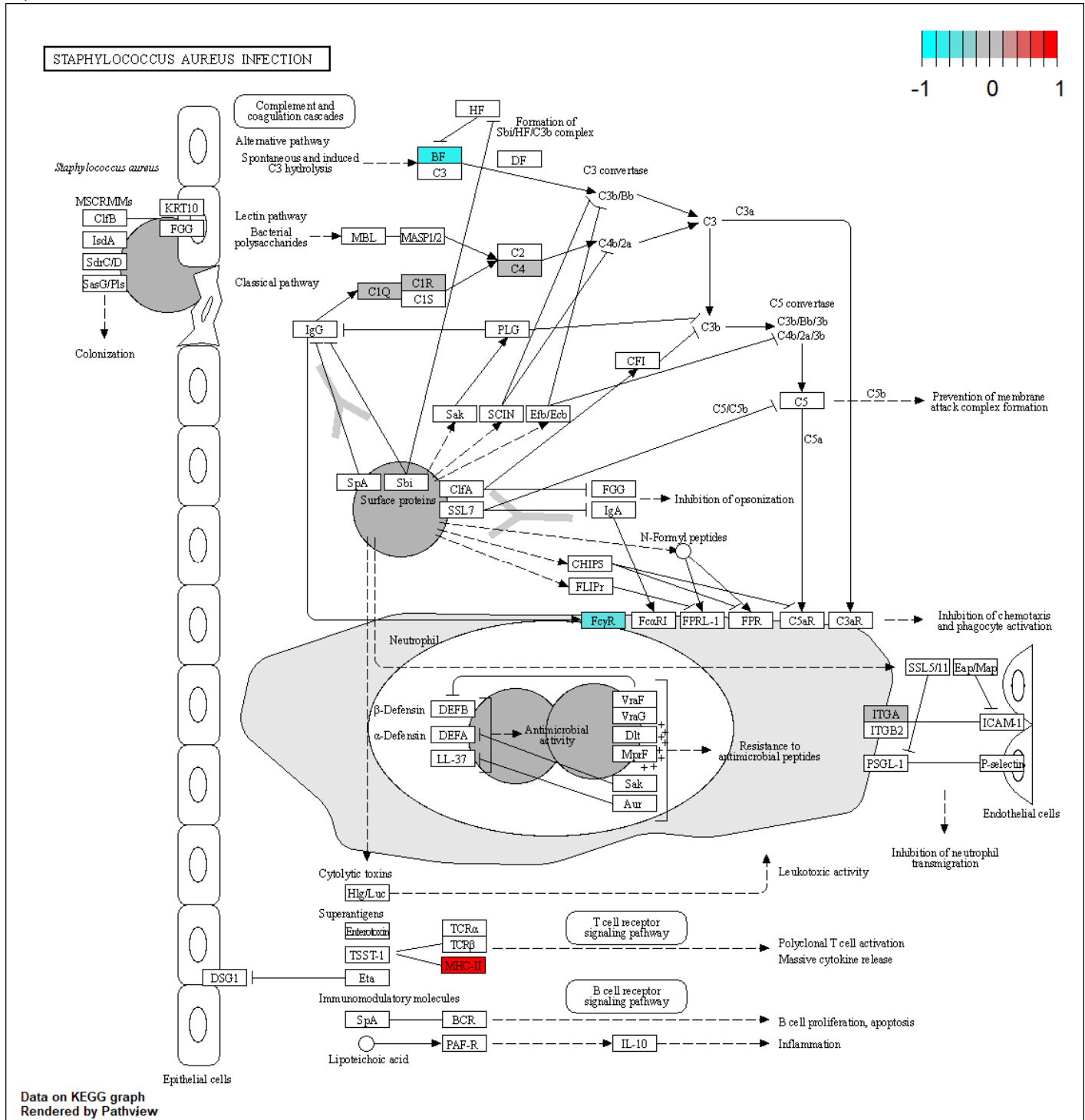


G)



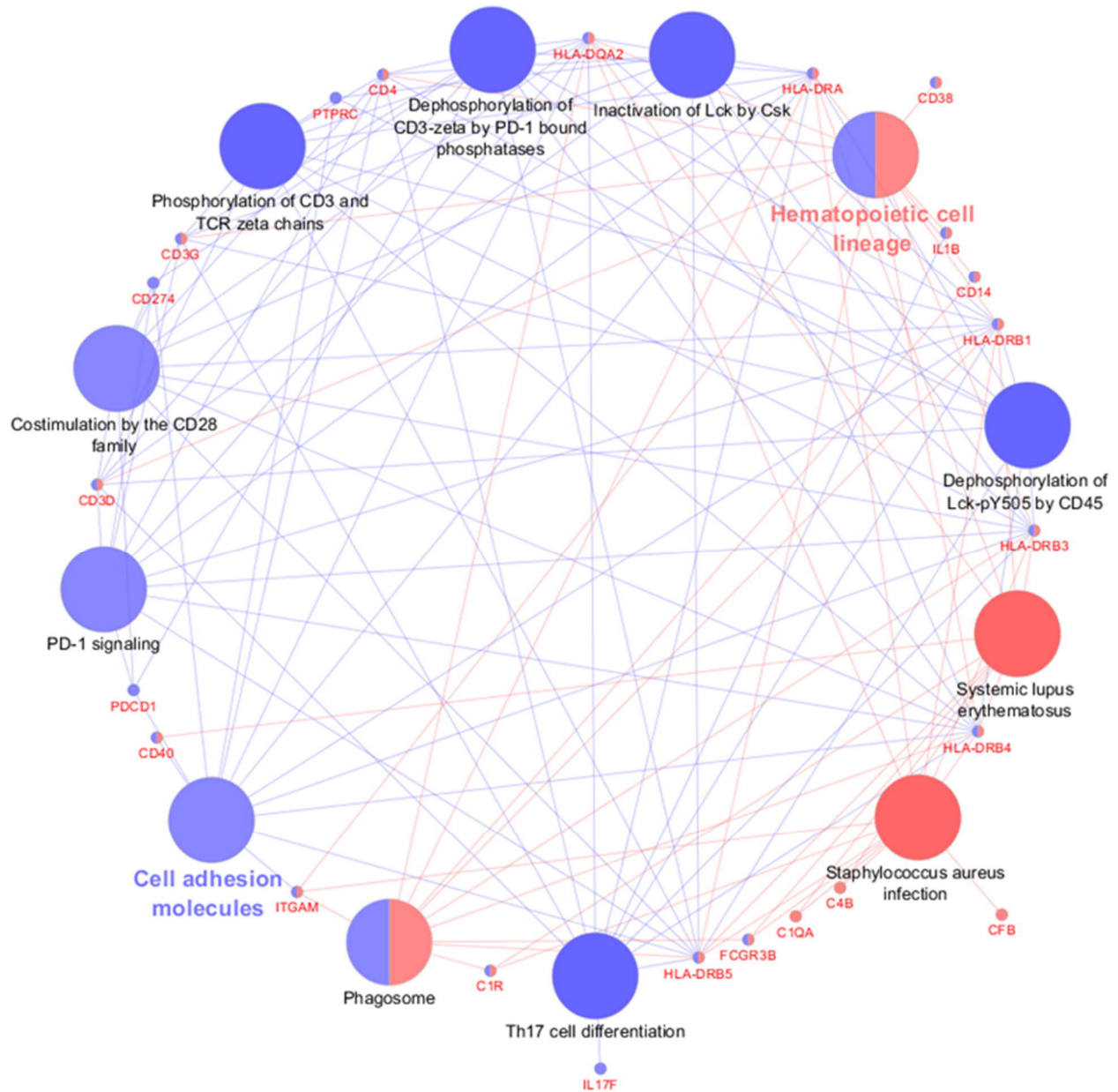
Data on KEGG graph  
Rendered by Pathview

H)



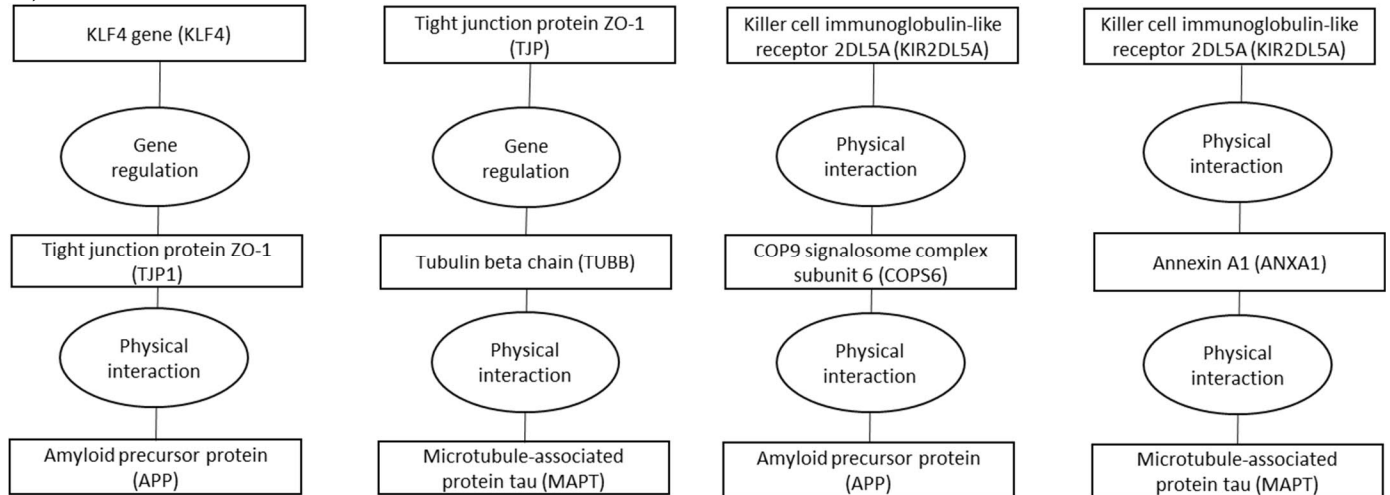


**Supplementary Figure 5.** ClueGO enrichment analyses for all the 76 proteins and receptors in the biomarkers that had evidence of causal association in Mendelian randomization analyses. All proteins that associated with Uniprot search terms “immune system” and “blood brain barrier” were used as a background dataset. GO-terms in blue were enriched in cluster where most significant associations were observed for cell adhesion molecules. In the red cluster, the most significant GO-term associations were observed for hematopoietic cell lineage. Big dots describe the GO-terms and small dots the genes associated with these terms.

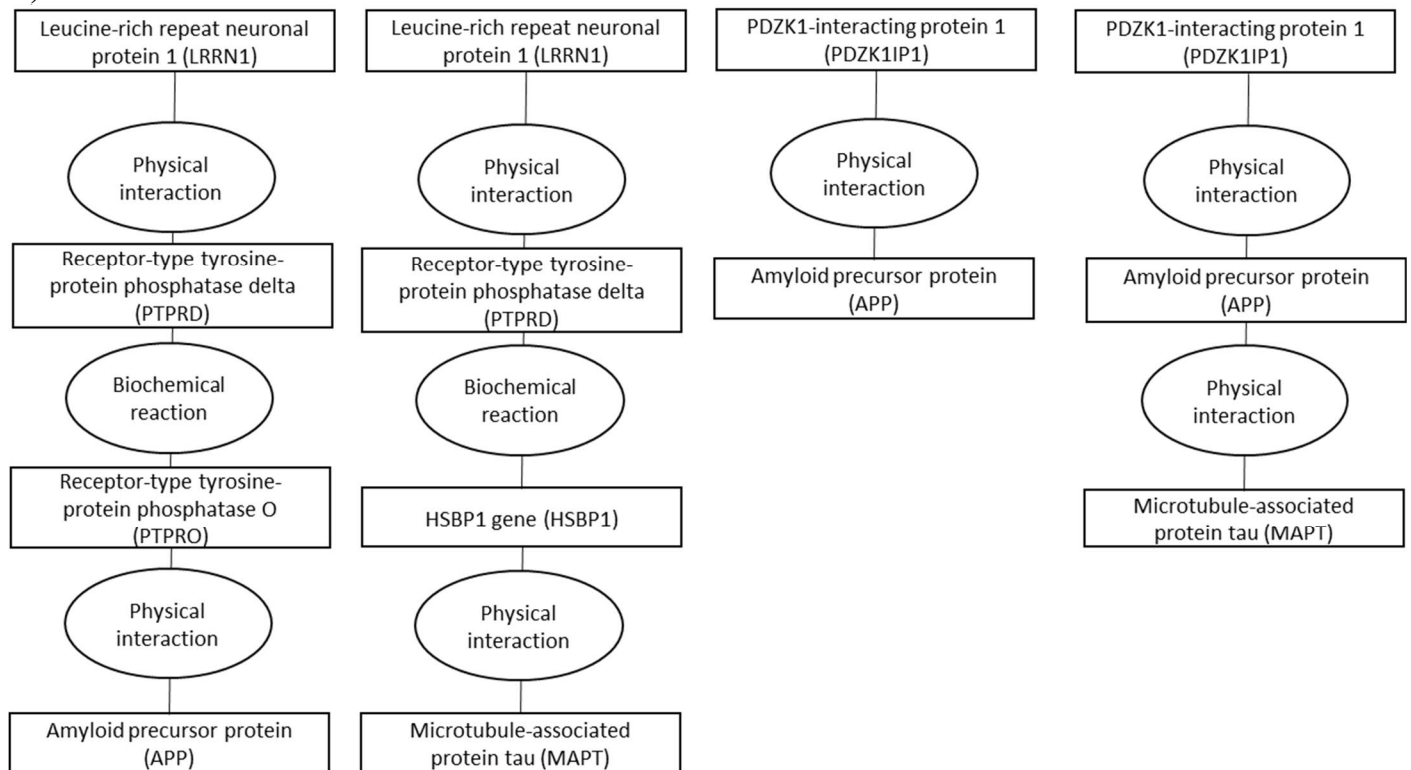


**Supplementary Figures 6A-R.** ConsensusPathDB shortest interaction path analyses for the 42 proteins that were causally associated with dementia causing diseases in Mendelian randomization analyses. Figures A-N include biomarkers for amyloid and tau and O-R for  $\alpha$ -synuclein pathways.

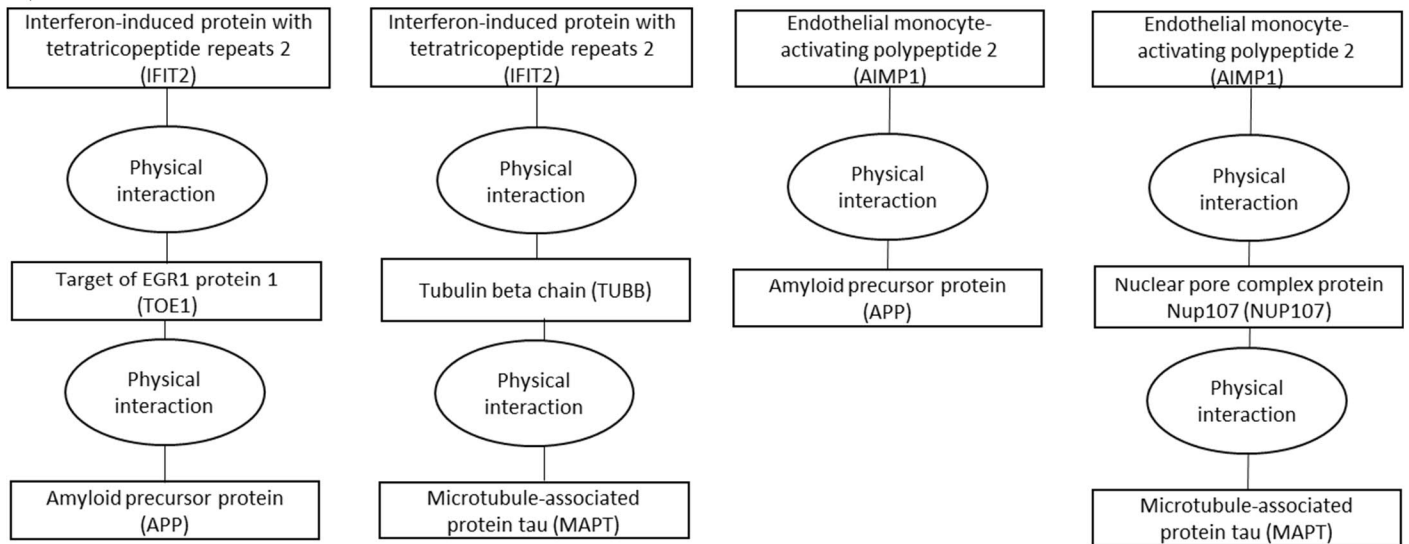
**A)**



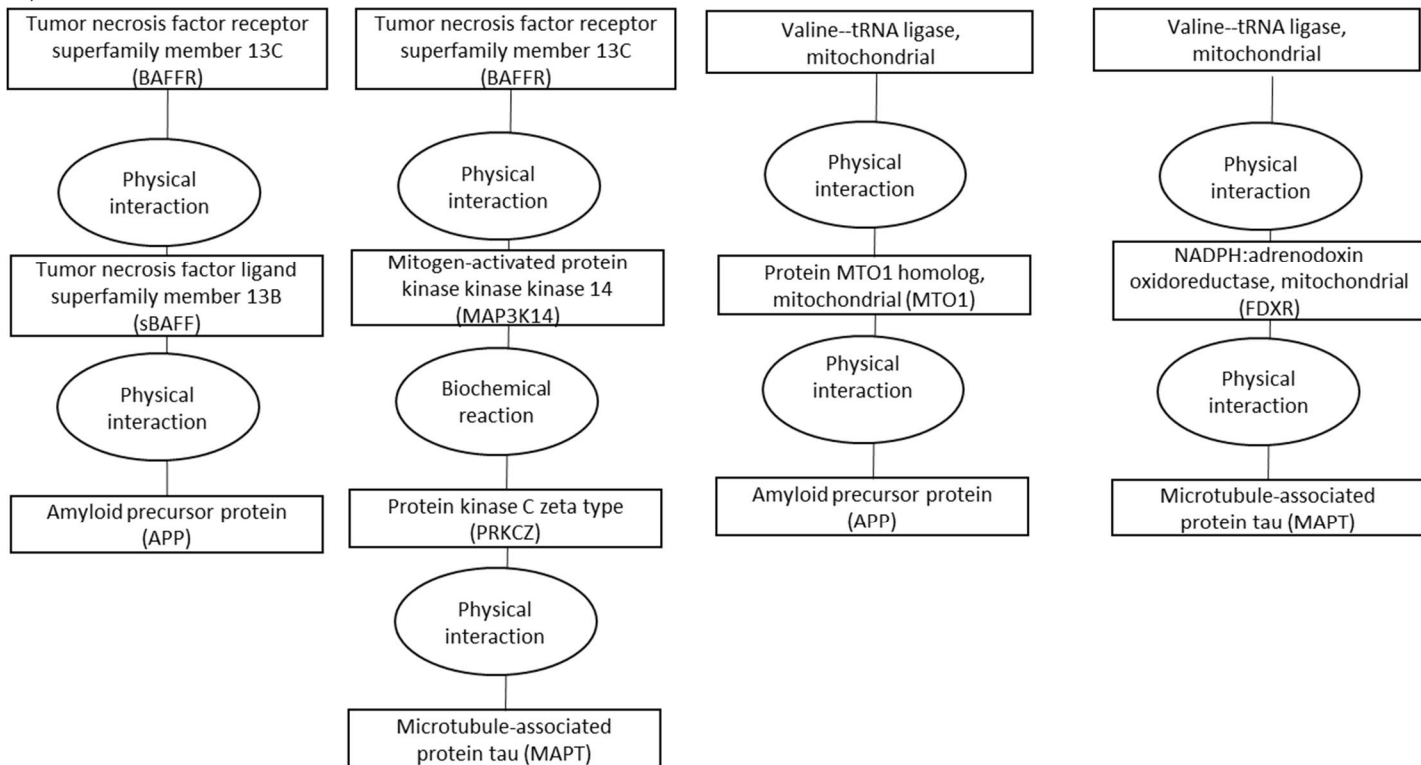
**B)**

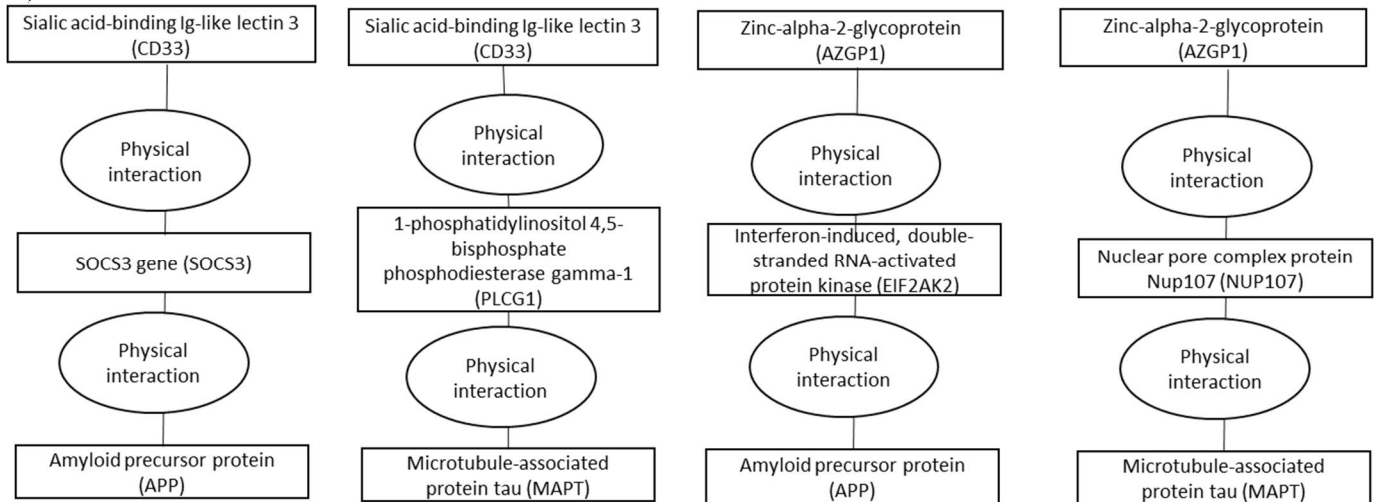
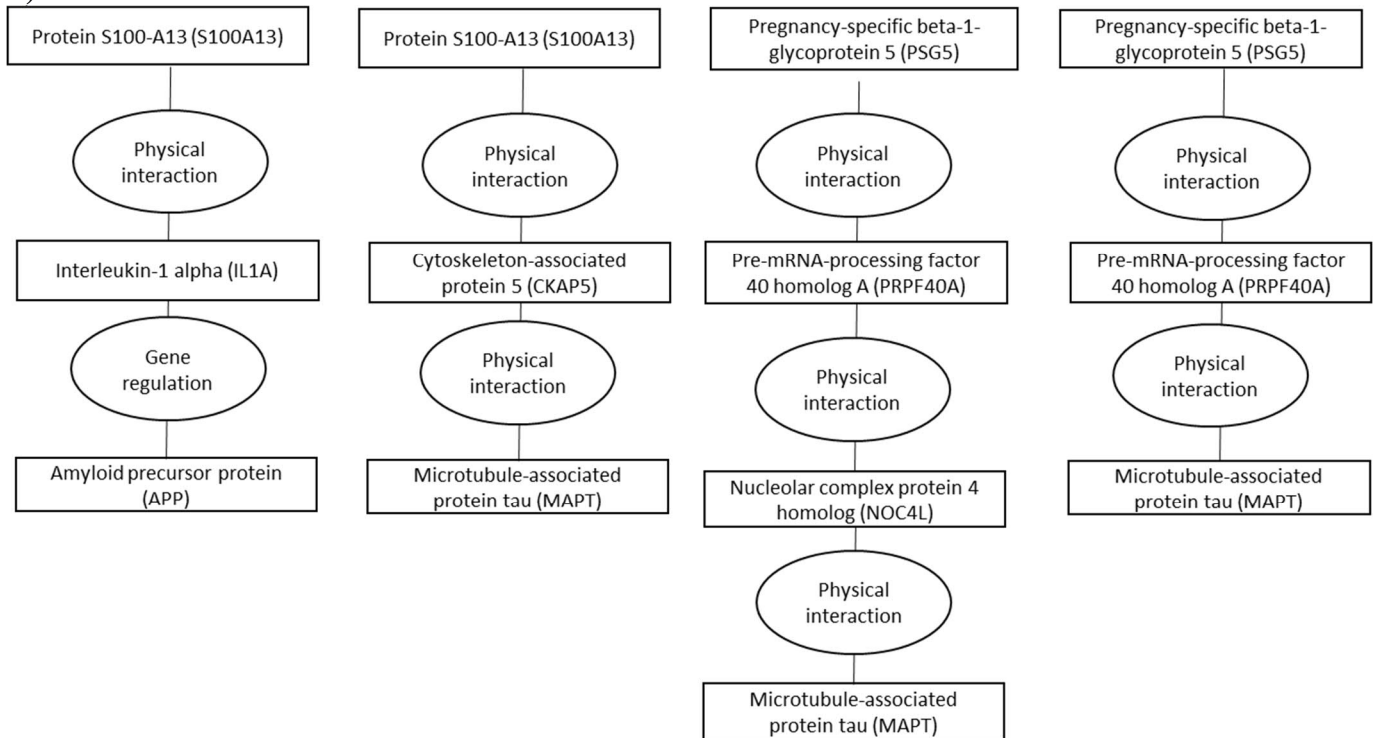


C)

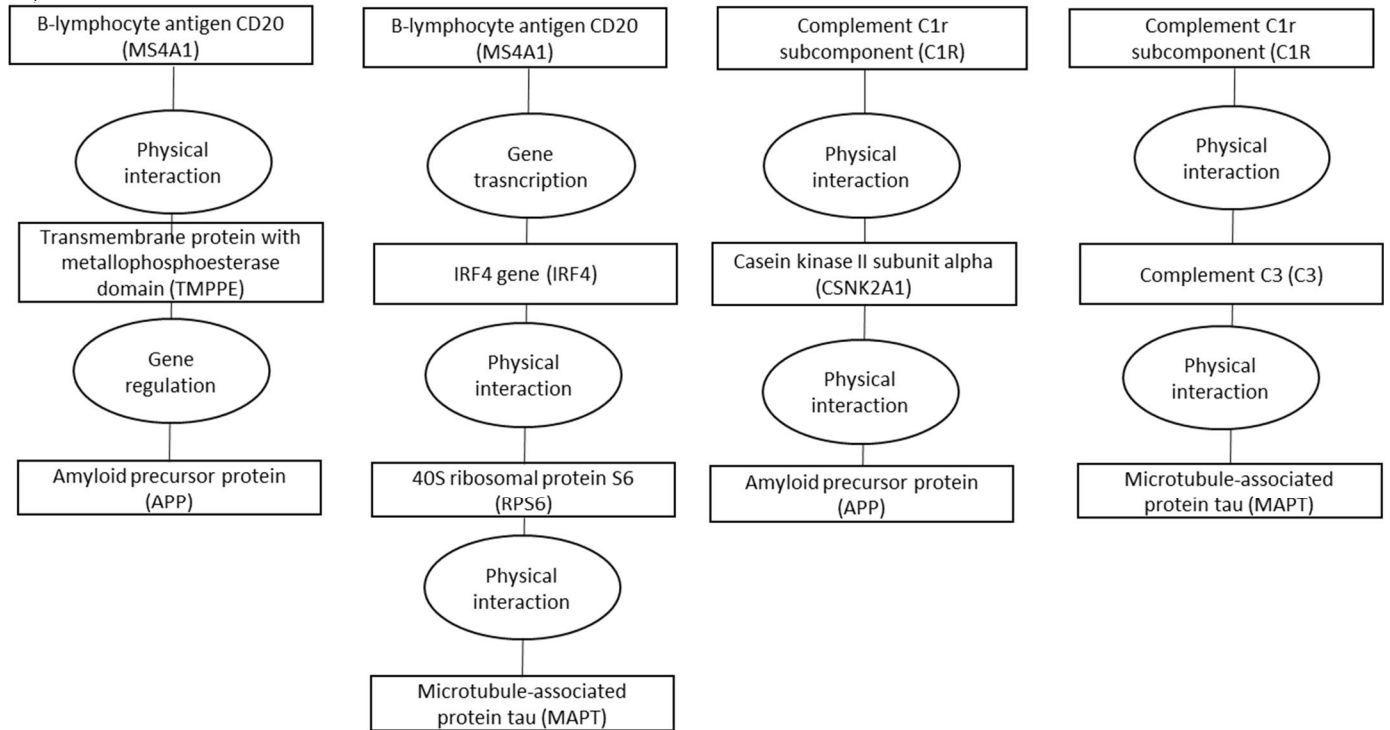


D)

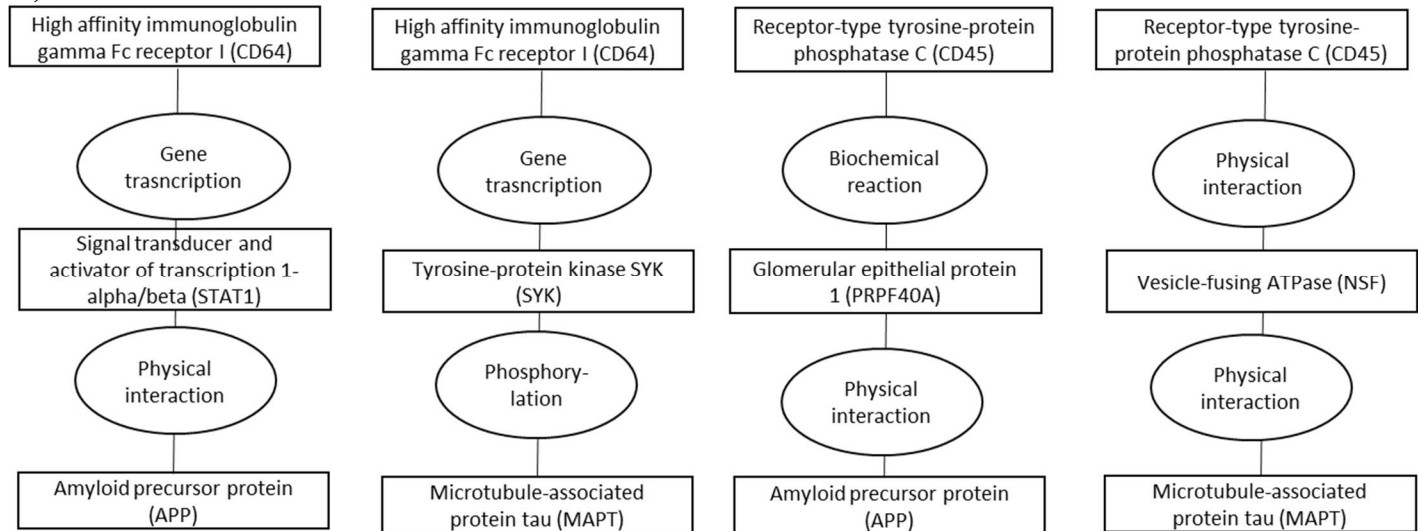


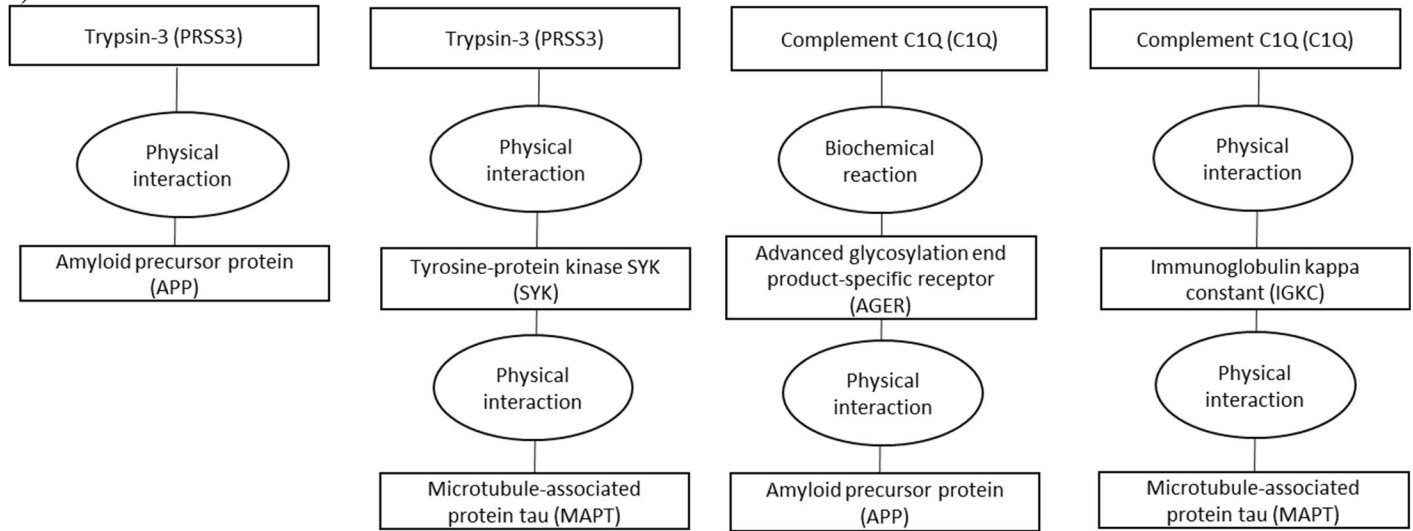
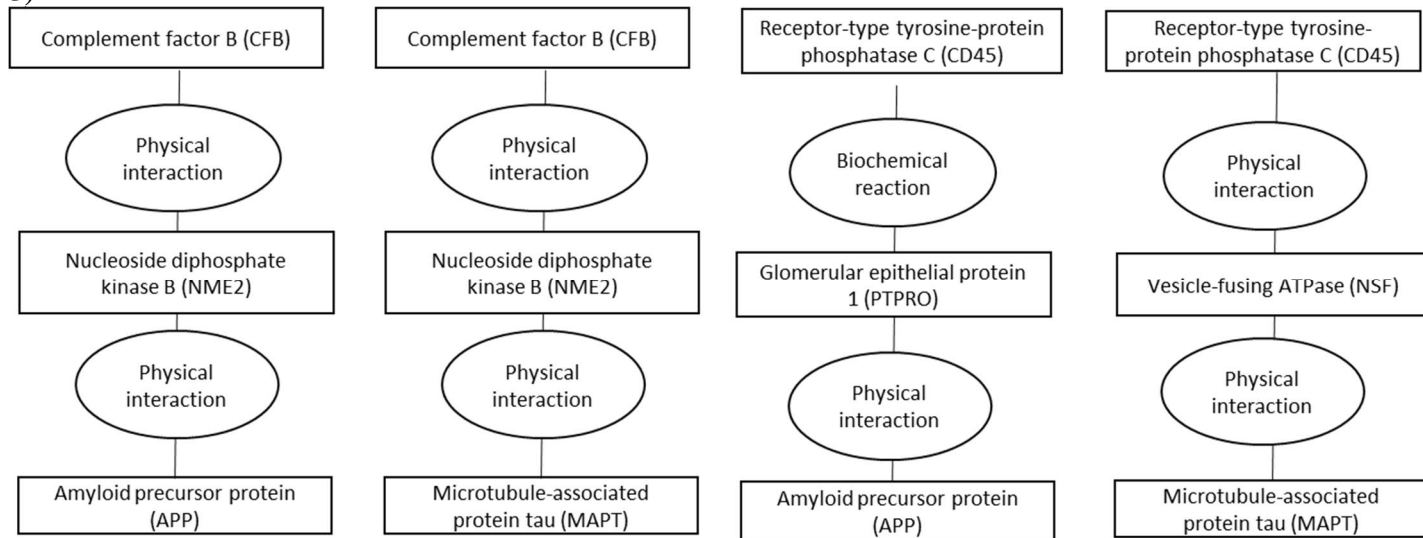
**E)****F)**

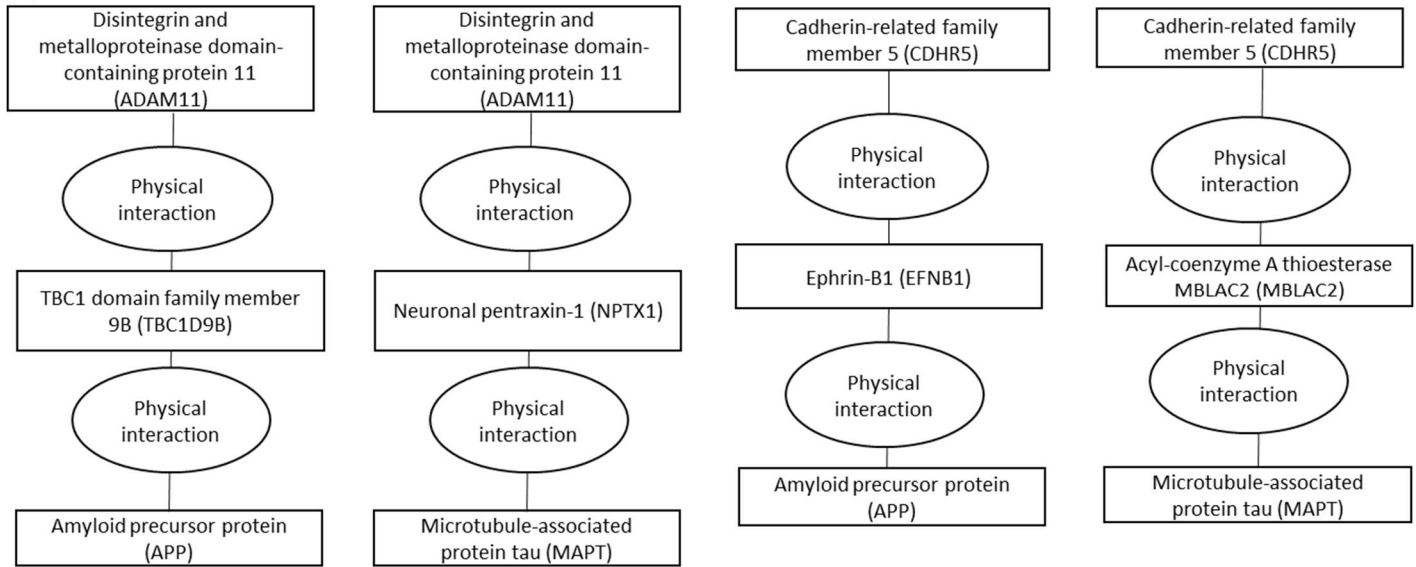
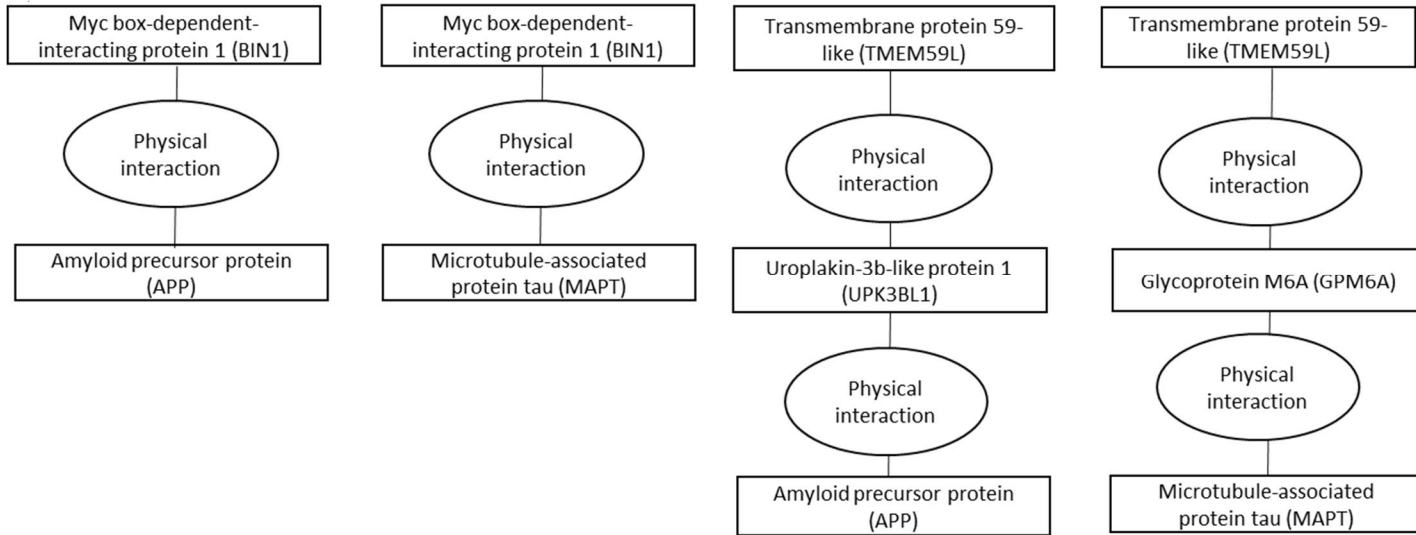
G)



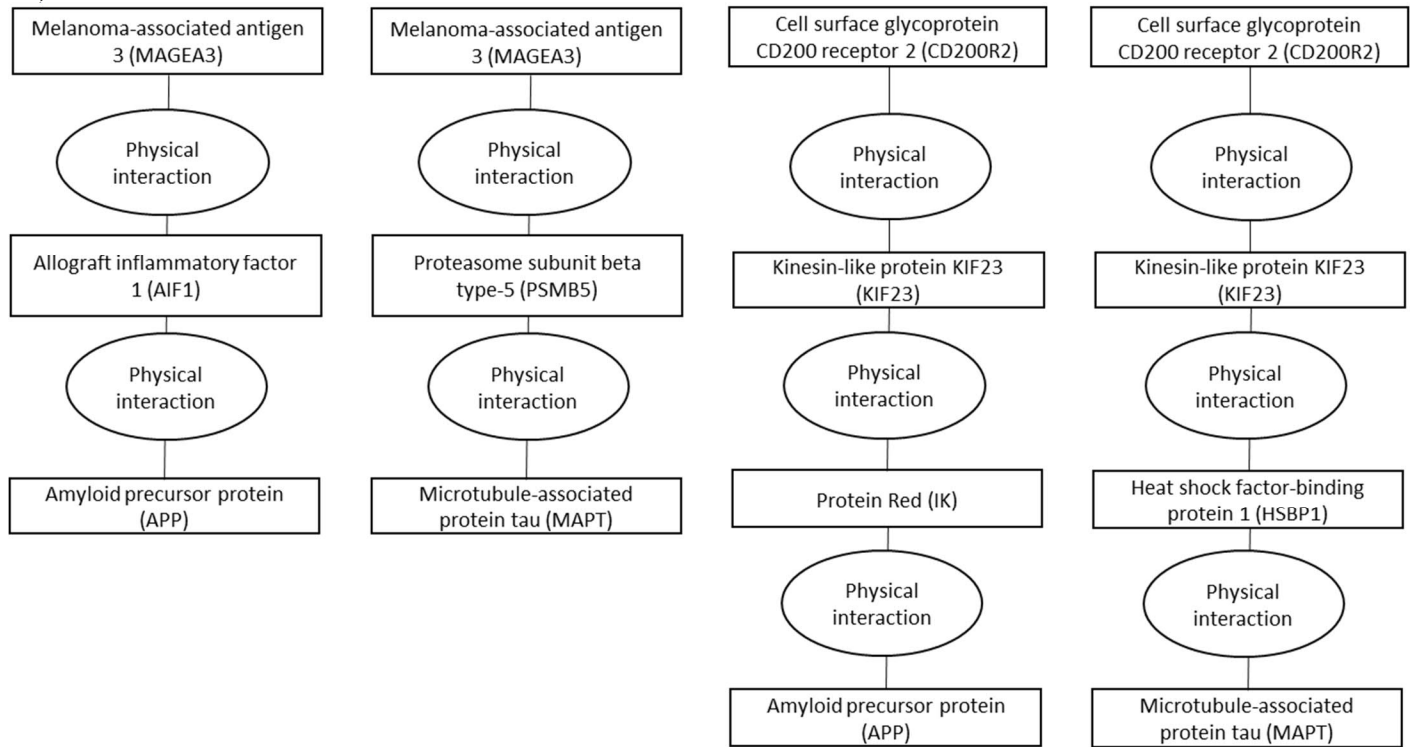
H)



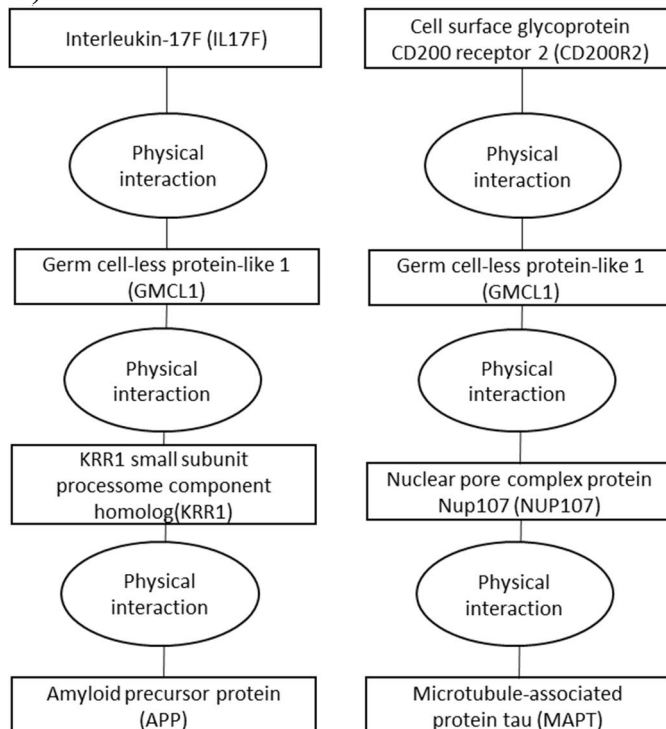
**D)****J)**

**K)****L)**

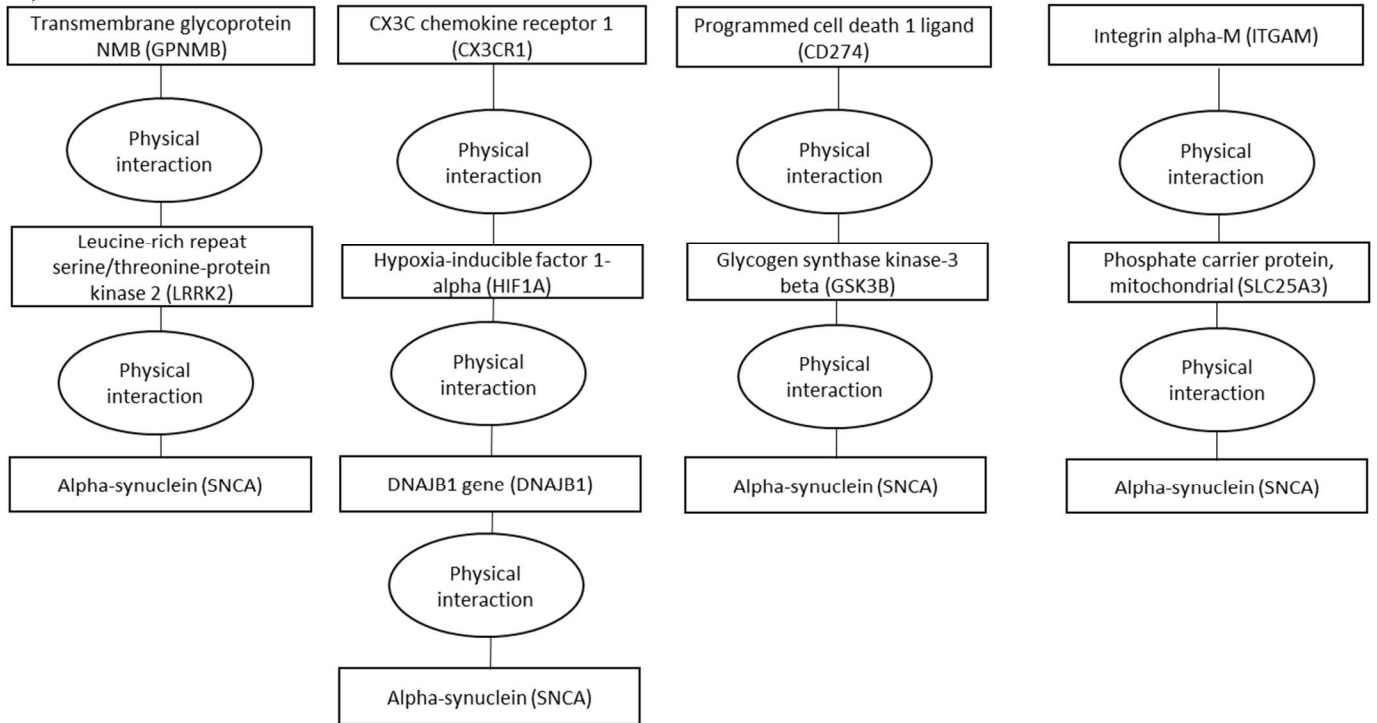
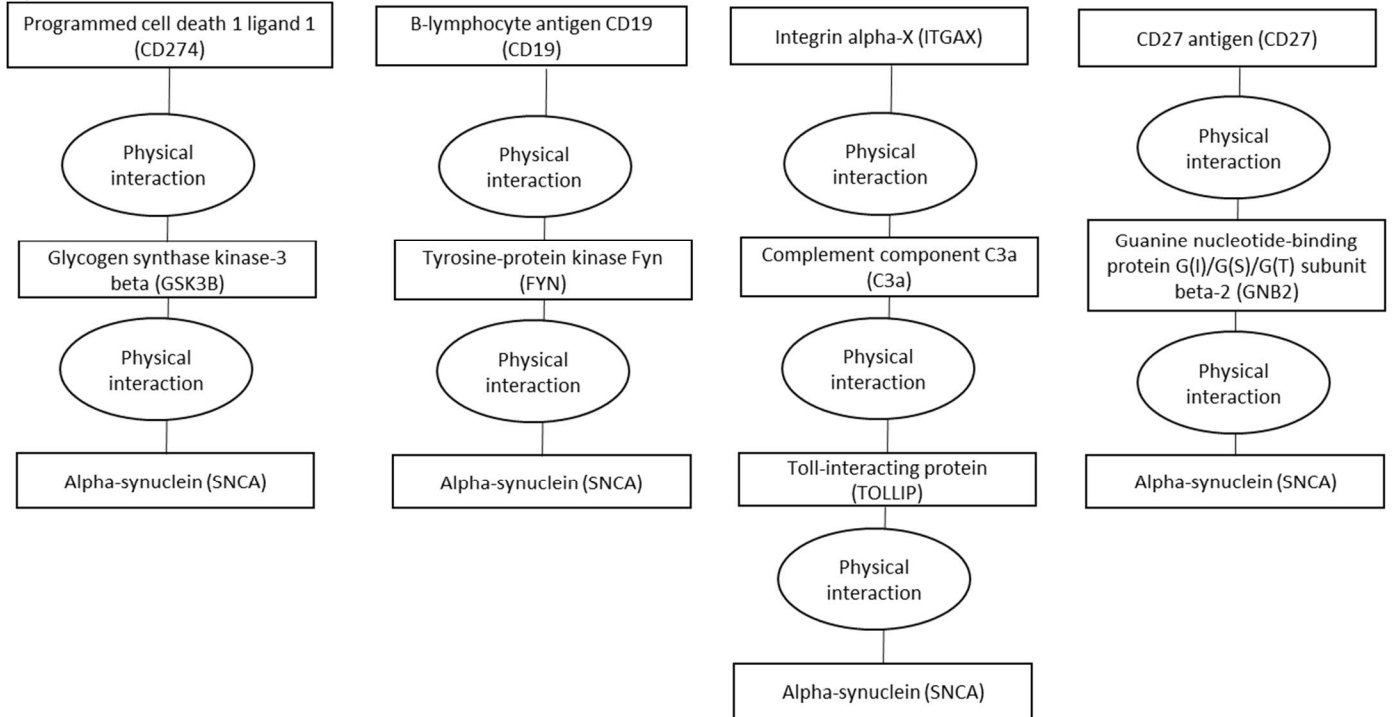
M)

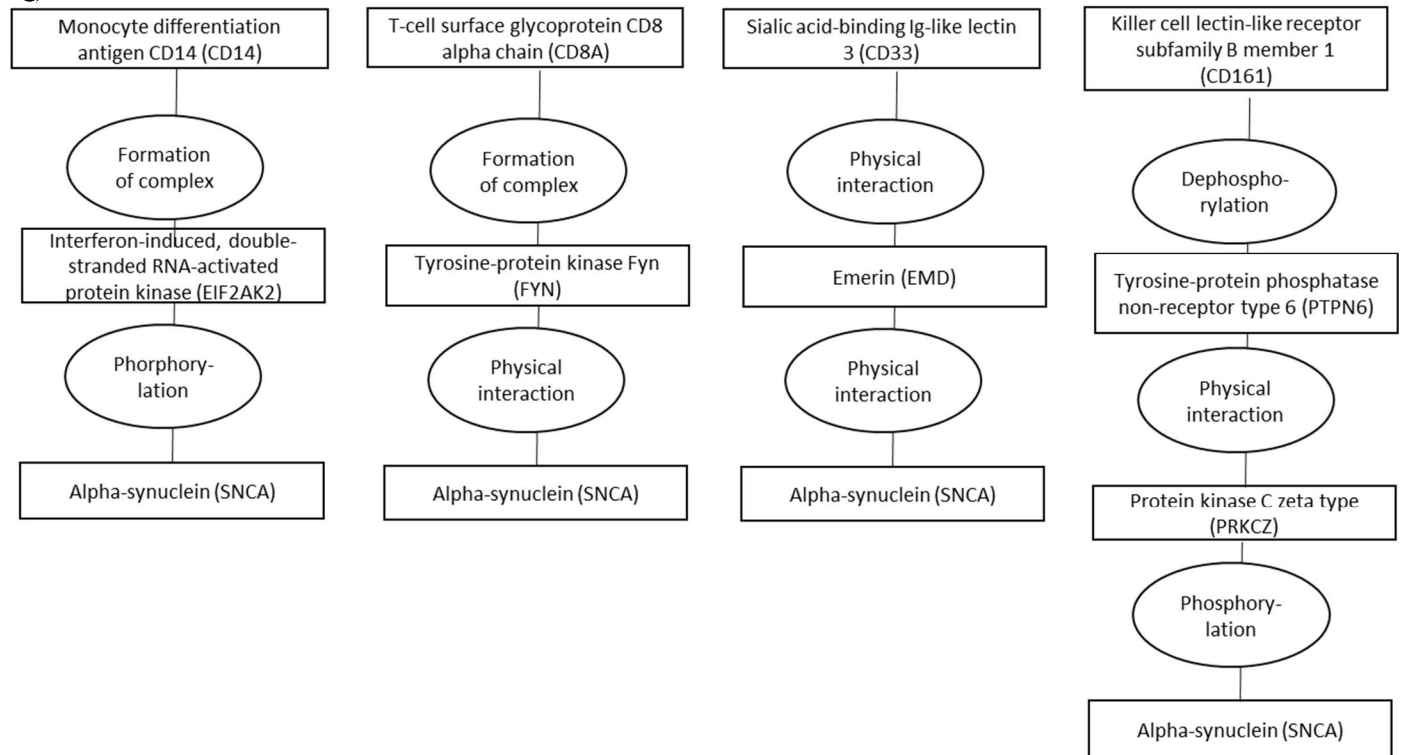
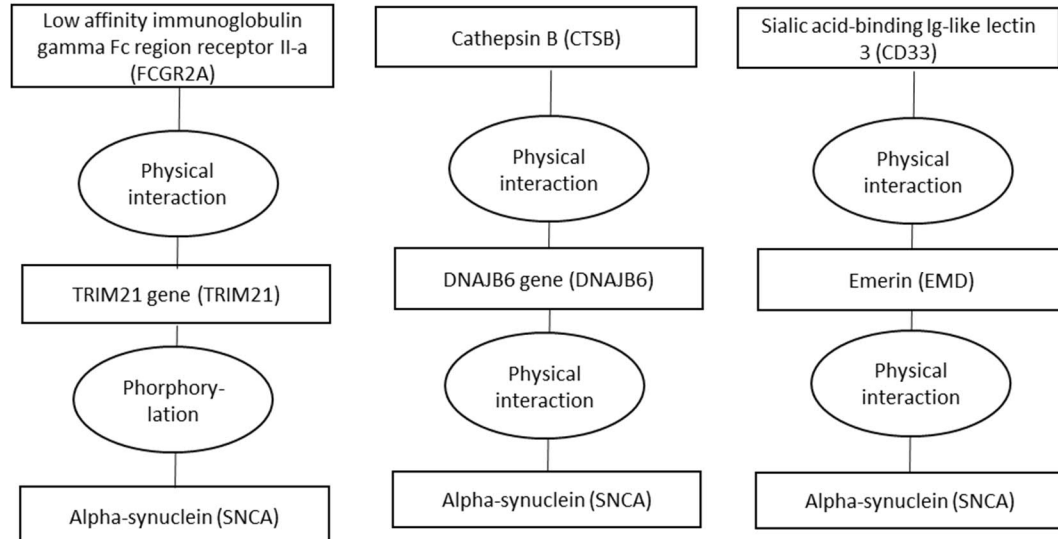


N)





**O)****P)**

**Q)****R)**

## 1 **Supplementary methods**

2

### 3 **Mendelian randomization analyses**

4 The SNPs for biomarkers and outcomes were searched from MR-base database.<sup>1</sup> Immune system  
5 and BBB search terms were identified using identifiers of cell types, receptors, proteins, and genes.  
6 The identifiers were searched from several publications<sup>2-10</sup> and from Uniprot<sup>11</sup> with search terms  
7 “immune” and “blood brain barrier”. Outcomes included all cohorts with following dementia-  
8 causing diseases: all types of Alzheimer’s disease, Parkinson’s disease, vascular dementia,  
9 frontotemporal dementia, dementia in general, and progression of dementia. Poor cognitive  
10 performance was chosen as an intermediate outcome. Two sample Mendelian randomization was  
11 used to analyse associations between biomarkers and outcomes.<sup>12</sup> First analyses estimated effects  
12 with Wald ratio or inverse variance-weighted analyses.<sup>1</sup> For biomarker-outcome pairs that passed  
13 FDR of 5% and shared over two common SNPs we performed sensitivity analyses with weighted  
14 median, simple mode, MR Egger, and backward Mendelian randomization<sup>12</sup> with TwoSampleMR  
15 and MRInstruments R packages.

16 To assess off-target effects of the observed causal biomarkers, we performed a phenome-wide  
17 Mendelian randomization analyses for each biomarker, using GWAS summary statistics for 210  
18 UK Biobank endpoints conducted by Neale lab and with recognized dementia risk factors.<sup>5,13</sup> All  
19 analyses used European ancestry as reference, clumping cut-off  $R^2 = 0.01$  and a 10,000kb window.  
20 LD proxies were searched with  $R^2 = 0.6$  and a proxy split size of 500. The biomarkers and outcome  
21 alleles were harmonized by inferring from positive strand alleles using allele frequencies for  
22 palindromes. We used statistical software R (3.6.0 and 4.1.0) for these analyses. Novelty of our  
23 Mendelian randomization findings was evaluated with Pubmed search using following search  
24 terms: (Mendelian randomization) AND (dementia OR Alzhem\* OR Parkin\* OR cognitive  
25 decline) AND (Entrez gene symbol OR Uniprot protein identifier) without limitations.

26

### 27 **Plasma proteins and Whitehall II study**

28 Plasma protein measurements in Whitehall II study were available for 6,235 individuals of whom  
29 310 developed dementia. The participants are linked to the National Health Services (NHS)  
30 Hospital Episode Statistics (HES) database, and the British National mortality register using  
31 individual NHS identification numbers for linkage.<sup>14</sup> The NHS provides nearly complete health care  
32 coverage for all individuals legally resident in the UK. Incident dementia was defined using the  
33 WHO International Classification of Diseases, version 10 (ICD-10) codes F00, F01, F03, G30, and  
34 G31 and ICD-9 codes 290.0-290.4, 331.0-331.2, 331.82, and 331.9. We also conducted informant  
35 interviews and checked participants’ medications at each screening (in 1996-1998, 2011-2013 and  
36 2016-2017) for dementia-related medication. Sensitivity and specificity of dementia assessment  
37 based on HES data is 0.78 and 0.92.<sup>15</sup>

38 The plasma proteins were measured using the SomaScan version 4.0 and 4.1 assays.<sup>4,16,17</sup> The  
39 assays were validated against external reference population and protein-specific conversion  
40 coefficients were used to balance the technical differences between versions 4.0 and 4.1. The

41 analyses used plasma samples measured in 1995/1997 and stored in 0.25 mL aliquots at  $-80^{\circ}\text{C}$ .  
42 Earlier studies describe performance of the SomaScan assay and the modified aptamer binding in  
43 detail.<sup>4,16,17</sup> In brief, the assay uses a mix of thousands of slow off-rate modified aptamers  
44 (SOMAmers) that bind to proteins in participants' plasma samples where the specificity is ensured  
45 with two-step process analogous to a conventional immunoassay. The specificity of the aptamer  
46 reagents is good and has been tested in several ways.<sup>4,18,19</sup> Median intra- and inter-assay coefficients  
47 of variation for SomaScan version 4 are  $\sim 5\%$  and assay sensitivity is comparable to that of typical  
48 immunoassays, with a median lower limit of detection in the femtomolar range.

49

50 In the Whitehall II study, standard self-administered questionnaires provided data on age and sex.  
51 Using DNA extracted from whole blood, a standard PCR assay determined *APOE* genotype using  
52 the salting out method.<sup>20,21</sup> Two blinded independent observers read the genotype and any  
53 discrepancies were resolved by repeating the PCR analysis.

54 In analyses, proteins were transformed to a normal distribution by inverse rank-based normal  
55 transformation. The follow-up ended at onset of dementia, death, or 1<sup>st</sup> of October 2019, which ever  
56 occurred first. Age, sex, and *APOE* adjusted Cox regression models estimated associations between  
57 the proteins and dementia.<sup>22</sup> The proportionality assumption in all Cox models was assessed with  
58 Schoenfeld residuals and with log-log plots.<sup>22</sup> We used statistical software R (3.6.0 and 4.1.0) for  
59 these analyses.

60

## 61 **Polygenic risk score and IPW analyses**

62 FinnGen Data Freeze 8 contains 339,233 individuals, and represents approximately 7% of Finnish  
63 adult population. FinnGen is a collection of prospective epidemiological and disease-based cohorts,  
64 and hospital biobank samples and links genotypes by the unique national personal identification  
65 numbers to nationwide health registries, including the national hospital discharge (available from  
66 1968), death (1969–), cancer (1953–) and medication reimbursement (1964–) and purchase (1995–)  
67 registries. The registry-based follow-up ended on Dec 31, 2019. Alzheimer's disease was defined  
68 with ICD-10 codes under F00 and G30, ICD-9 codes under 3310, ICD-8 code under 29010, and  
69 medication purchase code N06D. Vascular dementia was defined with ICD-10 codes under F01 and  
70 ICD-9 codes under 4378. Parkinson's disease was defined with ICD-10 codes under G20, ICD-9  
71 codes under 3320A, ICD-8 code under 34200, and reimbursements code 110.

72

73 FinnGen samples were genotyped with Illumina and Affymetrix arrays (Illumina Inc., San Diego,  
74 and Thermo Fisher Scientific, Santa Clara, CA, USA), and genotype calls were made with the  
75 GenCall or zCall (for Illumina) and the AxiomGT1 algorithm for Affymetrix data. Individuals with  
76 ambiguous gender, high genotype missingness ( $>5\%$ ), excess heterozygosity ( $+4\text{SD}$ ) and non-  
77 Finnish ancestry were excluded, as well as all variants with high missingness ( $>2\%$ ), low Hardy-  
78 Weinberg equilibrium p-value ( $<1\text{e-}6$ ) and minor allele count ( $\text{MAC} < 3$ ). Array data pre-phasing  
79 was carried out with Eagle 2.3.5<sup>23</sup> with the number of conditioning haplotypes set to 20,000.  
80 Genotype imputation was done using the population-specific SISu v3 imputation reference with

81 3,775 high-coverage (25-30x) whole-genome sequences in Finns, described in detail at  
82 <https://doi.org/10.17504/protocols.io.xbgfijw>.

83

84 The PRS were constructed from SNPs that were associated with the Mendelian randomization  
85 causal 126 biomarkers for dementias. The SNPs were LD-pruned with clumping cut-off  $R^2 = 0.01$   
86 in 500kb window with R package TwoSampleMR. The available SNPs were searched from  
87 FinnGen genotypes and the final scores were generated with PLINK v2.00aLM3 by calculating the  
88 SNP-biomarker beta weighted sum of risk alleles for each SNP. The PRS was scaled to zero mean  
89 and unit variance, and we analysed its phenome-wide associations across 2401 disease endpoints.  
90 The association between PRS and endpoints were studied with logistic regression, adjusting for  
91 birth year, sex, and ten first principal components of ancestry.

92

93 We used IPW analyses to emulate randomized control trials on the effect of preventive anti-  
94 inflammatory medication on risk of dementias in FinnGen.<sup>24</sup> These analyses included participants  
95 aged over 45 without any dementia-causing disease at baseline (N = 90,512) ATC codes for anti-  
96 inflammatory medication use were searched from medication purchase registry that starts from  
97 1995. To simulate trial design and to avoid immortal time bias, each analyses included only new  
98 medication users. In IPW analyses, we assumed that when medication is initiated, it is continued  
99 until end of follow-up to simulate intention to treat analyses and thus to provide conservative  
100 estimates. The baseline variables in IPW analyses were birth year, sex, ten principal components of  
101 ancestry and time-varying variables statin, ACE-blocker, AT-blocker, renin-blocker, calcium  
102 channel blocker, any diuretic, insulin, metformin, other diabetes drug, depression medication,  
103 antipsychotic, and anticoagulant use as well as time varying any cancer, myocardial infarction,  
104 atrial fibrillation, heart failure, venous thromboembolism, ischemic stroke, intracerebral  
105 haemorrhage, subarachnoid haemorrhage, obesity, sleep apnoea, and chronic obstructive pulmonary  
106 diseases, with informative censoring included. The positive control analyses on statin medication  
107 used these same variables but did not include statin as time-varying covariate. We used R (4.1.2) for  
108 these analyses.

109

## 110 **HLA analyses**

111 The analyses were done using imputed HLA alleles, imputed with high accuracy using a Finnish-  
112 specific reference panel, which has been previously described in detail.<sup>25</sup> After filtering based on a  
113 HLA carrier frequency of  $\geq 0.01$  and posterior probability of  $\geq 0.6$ , we assessed the association  
114 between HLA alleles and dementias and autoimmune diseases using logistic regression, adjusting  
115 for birth year, sex, and ten first principal components of ancestry.

116

## 117 **Pathway analyses**

118 KEGG pathway analysis was used for studying the effect of the biomarkers on validated pathways  
119 with Generally Applicable Gene-set Enrichment (GAGE),<sup>26</sup> using Mendelian randomization Wald

120 ratios or inverse variance weight betas and p-values as input for expression ratios. GO term  
121 enrichment analyses were done with ClueGO version 2.5.8<sup>27</sup> in Cytoscape version 3.7.2.<sup>28</sup> The  
122 hypergeometric test used all the 76 plasma proteins or surface receptors of the 126 biomarkers as  
123 input and all immune system and BBB related proteins from Uniprot<sup>11</sup> as background, with  
124 correction for 5% FDR. The shortest interaction path analyses were done with ConsensusPathDB,<sup>29</sup>  
125 a web based analysis tool containing a range of biomedical databases. ConsensusPathDB was used  
126 to decipher the potential common pathways between the biomarkers and amyloid  $\beta$ , tau protein, and  
127  $\alpha$ -synuclein.

128

### 129 **Open Targets analyses**

130 Medications that change the levels of the 126 biomarkers were searched from Open Targets  
131 database using Uniprot protein and Entrez gene symbols.

132

133

134

135

136

137

138

139

140

141

142

143

144

145

146

147

148

149

150

151

152

## 153 Supplementary references

154

- 155 1. Hemani, G., *et al.* The MR-Base platform supports systematic causal inference across the  
156 human phenome. *Elife* **7**(2018).
- 157 2. Akiyama, H., *et al.* Inflammation and Alzheimer's disease. *Neurobiology of aging* **21**, 383-  
158 421 (2000).
- 159 3. Dendrou, C.A., Petersen, J., Rossjohn, J. & Fugger, L. HLA variation and disease. *Nat Rev*  
160 *Immunol* **18**, 325-339 (2018).
- 161 4. Lindbohm, J.V., *et al.* Plasma proteins, cognitive decline, and 20-year risk of dementia in  
162 the Whitehall II and Atherosclerosis Risk in Communities studies. *Alzheimer's & dementia :  
163 the journal of the Alzheimer's Association* (2021).
- 164 5. Livingston, G., *et al.* Dementia prevention, intervention, and care: 2020 report of the Lancet  
165 Commission. *Lancet (London, England)* **396**, 413-446 (2020).
- 166 6. O'Brien, J.T. & Thomas, A. Vascular dementia. *Lancet (London, England)* **386**, 1698-1706  
167 (2015).
- 168 7. Sweeney, M.D., Zhao, Z., Montagne, A., Nelson, A.R. & Zlokovic, B.V. Blood-Brain  
169 Barrier: From Physiology to Disease and Back. *Physiological Reviews* **99**, 21-78 (2019).
- 170 8. Tan, E.K., *et al.* Parkinson disease and the immune system - associations, mechanisms and  
171 therapeutics. *Nat Rev Neurol* **16**, 303-318 (2020).
- 172 9. Theofilopoulos, A.N., Kono, D.H. & Baccala, R. The multiple pathways to autoimmunity.  
173 *Nat Immunol* **18**, 716-724 (2017).
- 174 10. Walker, K.A., *et al.* Large-scale plasma proteomic analysis identifies proteins and pathways  
175 associated with dementia risk. *Nature Aging* **1**, 473-489 (2021).
- 176 11. UniProt, C. UniProt: a worldwide hub of protein knowledge. *Nucleic acids research* **47**,  
177 D506-D515 (2019).
- 178 12. Holmes, M.V., Richardson, T.G., Ference, B.A., Davies, N.M. & Davey Smith, G.  
179 Integrating genomics with biomarkers and therapeutic targets to invigorate cardiovascular  
180 drug development. *Nat Rev Cardiol* **18**, 435-453 (2021).
- 181 13. <http://www.nealelab.is/uk-biobank/>.
- 182 14. Kivimaki, M., *et al.* Validity of Cardiovascular Disease Event Ascertainment Using Linkage  
183 to UK Hospital Records. *Epidemiology (Cambridge, Mass.)* **28**, 735-739 (2017).
- 184 15. Sommerlad, A., *et al.* Accuracy of general hospital dementia diagnoses in England:  
185 Sensitivity, specificity, and predictors of diagnostic accuracy 2008-2016. *Alzheimer's &  
186 dementia : the journal of the Alzheimer's Association* **14**, 933-943 (2018).
- 187 16. Gold, L., *et al.* Aptamer-based multiplexed proteomic technology for biomarker discovery.  
188 *PloS one* **5**, e15004 (2010).
- 189 17. Williams, S.A., *et al.* Plasma protein patterns as comprehensive indicators of health. *Nature*  
190 *medicine* **25**, 1851-1857 (2019).
- 191 18. Emilsson, V., *et al.* Co-regulatory networks of human serum proteins link genetics to  
192 disease. *Science (New York, N.Y.)* **361**, 769-773 (2018).
- 193 19. Tin, A., *et al.* Reproducibility and Variability of Protein Analytes Measured Using a  
194 Multiplexed Modified Aptamer Assay. *The journal of applied laboratory medicine* **4**, 30-39  
195 (2019).
- 196 20. Bolla, M.K., Wood, N. & Humphries, S.E. Rapid determination of apolipoprotein E  
197 genotype using a heteroduplex generator. *Journal of lipid research* **40**, 2340-2345 (1999).
- 198 21. Miller, S.A., Dykes, D.D. & Polesky, H.F. A simple salting out procedure for extracting  
199 DNA from human nucleated cells. *Nucleic acids research* **16**, 1215 (1988).
- 200 22. Cox, D.R. Regression Models and Life-Tables. *Journal of the Royal Statistical*  
201 *Society.Series B (Methodological)* **34**, 187-220 (1972).

- 202 23. Loh, P.R., *et al.* Reference-based phasing using the Haplotype Reference Consortium panel.  
203 *Nat Genet* **48**, 1443-1448 (2016).
- 204 24. Hernán, M.A. & Robins, J.M. Using Big Data to Emulate a Target Trial When a  
205 Randomized Trial Is Not Available. *Am J Epidemiol* **183**, 758-764 (2016).
- 206 25. Ritari, J., Hyvärinen, K., Clancy, J., Partanen, J. & Koskela, S. Increasing accuracy of HLA  
207 imputation by a population-specific reference panel in a FinnGen biobank cohort. *NAR*  
208 *Genom Bioinform* **2**, lqaa030 (2020).
- 209 26. Luo, W., Friedman, M.S., Shedden, K., Hankenson, K.D. & Woolf, P.J. GAGE: generally  
210 applicable gene set enrichment for pathway analysis. *BMC Bioinformatics* **10**, 161 (2009).
- 211 27. Bindea, G., *et al.* ClueGO: a Cytoscape plug-in to decipher functionally grouped gene  
212 ontology and pathway annotation networks. *Bioinformatics* **25**, 1091-1093 (2009).
- 213 28. Shannon, P., *et al.* Cytoscape: a software environment for integrated models of biomolecular  
214 interaction networks. *Genome Res* **13**, 2498-2504 (2003).
- 215 29. Herwig, R., Hardt, C., Lienhard, M. & Kamburov, A. Analyzing and interpreting genome  
216 data at the network level with ConsensusPathDB. *Nature Protocols* **11**, 1889-1907 (2016).
- 217



Supplementary file 1. Distance from *APOE* gene

SNP	Beta exposure	Exposure	Outcome	Chromosome	Position	Distance from start of APOE	Distance from end of APOE
rs12461065	0.1574	Valine--tRNA ligase    id:prot-a-3191	Alzheimer's disease (more excluded)    id:finn-a-AD_EXMORE	19	45 102 050	- 306 961	- 310 600
rs395908	0.3382	EMAP-2    id:prot-c-2714_78_2	Alzheimer's disease    id:ieu-b-2	19	45 380 961	- 28 050	- 31 689
rs429358	0.3499	Killer cell immunoglobulin-like receptor 2DL5A    id:prot-a-1643	Alzheimer's disease (late onset)    id:ebi-a-GCST002245	19	45 411 941	2 930	- 709
rs429358	1.1769	Leucine-rich repeat neuronal protein 1    id:prot-a-1792	Alzheimer's disease (late onset)    id:ebi-a-GCST002245	19	45 411 941	2 930	- 709
rs429358	0.3527	PDZK1-interacting protein 1    id:prot-a-2242	Alzheimer's disease (late onset)    id:ebi-a-GCST002245	19	45 411 941	2 930	- 709
rs429358	0.2148	Tight junction protein ZO-1    id:prot-a-2983	Alzheimer's disease (late onset)    id:ebi-a-GCST002245	19	45 411 941	2 930	- 709
rs438811	-1.2435	Protein S100-A13    id:prot-a-2616	Alzheimer's disease (late onset)    id:ebi-a-GCST002245	19	45 418 790	9 779	6 140
rs5167	0.2454	BAFF Receptor    id:prot-c-5383_14_3	Alzheimer's disease (late onset)    id:ebi-a-GCST002245	19	45 448 465	39 454	35 815
rs5167	0.3319	Endothelial monocyte-activating polypeptide 2    id:prot-a-65	Alzheimer's disease (late onset)    id:ebi-a-GCST002245	19	45 448 465	39 454	35 815
rs5167	0.277	Melanoma-associated antigen 3    id:prot-a-1828	Alzheimer's disease (late onset)    id:ebi-a-GCST002245	19	45 448 465	39 454	35 815
rs5167	0.2145	Transmembrane protein 59-like    id:prot-a-3014	Alzheimer's disease (late onset)    id:ebi-a-GCST002245	19	45 448 465	39 454	35 815
rs5167	0.8678	Valine--tRNA ligase    id:prot-a-3191	Alzheimer's disease (more excluded)    id:finn-a-AD_EXMORE	19	44 980 181	- 428 830	- 432 469
rs59325138	0.1436	Interferon-induced protein with tetratricopeptide repeats 2    id:pro	Alzheimer's disease (late onset)    id:ebi-a-GCST002245	19	45 416 291	7 280	3 641
rs7412	-0.4743	Cadherin-related family member 5    id:prot-a-490	Alzheimer's disease (late onset)    id:ebi-a-GCST002245	19	45 412 079	3 068	- 571
rs7412	0.7212	Cell surface glycoprotein CD200 receptor 2    id:prot-a-424	Alzheimer's disease (late onset)    id:ebi-a-GCST002245	19	45 412 079	3 068	- 571
rs7412	-0.3721	Disintegrin and metalloproteinase domain-containing protein 11    ic	Alzheimer's disease (late onset)    id:ebi-a-GCST002245	19	45 412 079	3 068	- 571
rs7412	-0.5043	Pregnancy-specific beta-1-glycoprotein 5    id:prot-a-2404	Alzheimer disease (more excluded)    id:finn-a-G6_ALZHEIMER_E	19	44 921 921	- 487 090	- 490 729

Supplementary File 2. Drugs available in the Open Targets database that act on the biomarkers that associated with dementias and are hypothesized to reduce the risk. In total 64 different drugs were identified.

Drug_ID	Drug_name	Type	Mechanism_of_action	Action_type	Disease_ID	Disease_name_originally_used_for	Phase	Status	Source
CHEMBL2107842	ALBINTERFERON ALFA-2B	Protein	Interferon alpha/beta receptor agonist	Agonist	EFO_0003047	hepatitis C virus infection	2	Completed	<a href="https://clinicaltrials.gov/search?id=%22NCT00097435%22">https://clinicaltrials.gov/search?id=%22NCT00097435%22</a>
CHEMBL2107842	ALBINTERFERON ALFA-2B	Protein	Interferon alpha/beta receptor agonist	Agonist	EFO_0004220	chronic hepatitis C virus infection	2	Completed	<a href="https://clinicaltrials.gov/search?id=%22NCT00759200%22">https://clinicaltrials.gov/search?id=%22NCT00759200%22</a> , <a href="https://clinicaltrials.gov/sea">https://clinicaltrials.gov/sea</a>
CHEMBL2107842	ALBINTERFERON ALFA-2B	Protein	Interferon alpha/beta receptor agonist	Agonist	EFO_0004239	chronic hepatitis B virus infection	1	Terminated	<a href="https://clinicaltrials.gov/search?id=%22NCT00964665%22">https://clinicaltrials.gov/search?id=%22NCT00964665%22</a>
CHEMBL2108252	APOLIZUMAB	Antibody	Human leukocyte antigen DR beta chain inhibitor	Inhibitor	EFO_0000095	chronic lymphocytic leukemia	1	Terminated	<a href="https://clinicaltrials.gov/search?id=%22NCT00022971%22">https://clinicaltrials.gov/search?id=%22NCT00022971%22</a>
CHEMBL2108252	APOLIZUMAB	Antibody	Human leukocyte antigen DR beta chain inhibitor	Inhibitor	EFO_0000403	diffuse large B-cell lymphoma	1	Terminated	<a href="https://clinicaltrials.gov/search?id=%22NCT00022971%22">https://clinicaltrials.gov/search?id=%22NCT00022971%22</a>
CHEMBL2108252	APOLIZUMAB	Antibody	Human leukocyte antigen DR beta chain inhibitor	Inhibitor	EFO_0000574	lymphoma	1	Completed	<a href="https://clinicaltrials.gov/search?id=%22NCT00004101%22">https://clinicaltrials.gov/search?id=%22NCT00004101%22</a>
CHEMBL2108252	APOLIZUMAB	Antibody	Human leukocyte antigen DR beta chain inhibitor	Inhibitor	EFO_1001469	Mantle cell lymphoma	1	Terminated	<a href="https://clinicaltrials.gov/search?id=%22NCT00022971%22">https://clinicaltrials.gov/search?id=%22NCT00022971%22</a>
CHEMBL2108252	APOLIZUMAB	Antibody	Human leukocyte antigen DR beta chain inhibitor	Inhibitor	MONDO_0018906	follicular lymphoma	1	Terminated	<a href="https://clinicaltrials.gov/search?id=%22NCT00022971%22">https://clinicaltrials.gov/search?id=%22NCT00022971%22</a>
CHEMBL4297888	APX-005M	Unknown	Tumor necrosis factor receptor superfamily member 5 agonist	Agonist	EFO_1000657	rectum cancer	2	Recruiting	<a href="https://clinicaltrials.gov/search?id=%22NCT04130854%22">https://clinicaltrials.gov/search?id=%22NCT04130854%22</a>
CHEMBL4297888	APX-005M	Unknown	Tumor necrosis factor receptor superfamily member 5 agonist	Agonist	EFO_1001968	soft tissue sarcoma	2	Recruiting	<a href="https://clinicaltrials.gov/search?id=%22NCT03719430%22">https://clinicaltrials.gov/search?id=%22NCT03719430%22</a>
CHEMBL4297888	APX-005M	Unknown	Tumor necrosis factor receptor superfamily member 5 agonist	Agonist	MONDO_0007576	esophageal cancer	2	Recruiting	<a href="https://clinicaltrials.gov/search?id=%22NCT03165994%22">https://clinicaltrials.gov/search?id=%22NCT03165994%22</a>
CHEMBL4297888	APX-005M	Unknown	Tumor necrosis factor receptor superfamily member 5 agonist	Agonist	EFO_0000756	melanoma	1	Recruiting	<a href="https://clinicaltrials.gov/search?id=%22NCT02706353%22">https://clinicaltrials.gov/search?id=%22NCT02706353%22</a>
CHEMBL4297888	APX-005M	Unknown	Tumor necrosis factor receptor superfamily member 5 agonist	Agonist	EFO_0002617	metastatic melanoma	1	Terminated	<a href="https://clinicaltrials.gov/search?id=%22NCT03597282%22">https://clinicaltrials.gov/search?id=%22NCT03597282%22</a>
CHEMBL4297888	APX-005M	Unknown	Tumor necrosis factor receptor superfamily member 5 agonist	Agonist	EFO_1000044	pancreatic adenocarcinoma	1	Active, not recruiting	<a href="https://clinicaltrials.gov/search?id=%22NCT03214250%22">https://clinicaltrials.gov/search?id=%22NCT03214250%22</a>
CHEMBL2109266	AVE-9633	Antibody	Myeloid cell surface antigen CD33 binding agent	Binding agent	MONDO_0004643	myeloid leukemia	1	Terminated	<a href="https://clinicaltrials.gov/search?id=%22NCT00543972%22">https://clinicaltrials.gov/search?id=%22NCT00543972%22</a>
CHEMBL3989989	AXICABTAGENE CILOLEUCEL	Gene	B-lymphocyte antigen CD19 binding agent	Binding agent	EFO_0000616	neoplasm	3		<a href="http://www.whocc.no/atc_ddd_index/?code=L01XX70">http://www.whocc.no/atc_ddd_index/?code=L01XX70</a>
CHEMBL3989989	AXICABTAGENE CILOLEUCEL	Gene	B-lymphocyte antigen CD19 binding agent	Binding agent	EFO_0011057	neurotoxicity	2	Recruiting	<a href="https://clinicaltrials.gov/search?id=%22NCT04150913%22">https://clinicaltrials.gov/search?id=%22NCT04150913%22</a>
CHEMBL3989989	AXICABTAGENE CILOLEUCEL	Gene	B-lymphocyte antigen CD19 binding agent	Binding agent	EFO_1001469	Mantle cell lymphoma	2	Active, not recruiting	<a href="https://clinicaltrials.gov/search?id=%22NCT02601313%22">https://clinicaltrials.gov/search?id=%22NCT02601313%22</a>
CHEMBL3989989	AXICABTAGENE CILOLEUCEL	Gene	B-lymphocyte antigen CD19 binding agent	Binding agent	EFO_0000096	neoplasm of mature B-cells	1	Active, not recruiting	<a href="https://clinicaltrials.gov/search?id=%22NCT04314843%22">https://clinicaltrials.gov/search?id=%22NCT04314843%22</a> , <a href="https://clinicaltrials.gov/sea">https://clinicaltrials.gov/sea</a>
CHEMBL3989989	AXICABTAGENE CILOLEUCEL	Gene	B-lymphocyte antigen CD19 binding agent	Binding agent	EFO_0000403	diffuse large B-cell lymphoma	1	Active, not recruiting	<a href="https://clinicaltrials.gov/search?id=%22NCT02926833%22">https://clinicaltrials.gov/search?id=%22NCT02926833%22</a>
CHEMBL3989989	AXICABTAGENE CILOLEUCEL	Gene	B-lymphocyte antigen CD19 binding agent	Binding agent	EFO_0000574	lymphoma	1	Recruiting	<a href="https://clinicaltrials.gov/search?id=%22NCT04608487%22">https://clinicaltrials.gov/search?id=%22NCT04608487%22</a>
CHEMBL3989989	AXICABTAGENE CILOLEUCEL	Gene	B-lymphocyte antigen CD19 binding agent	Binding agent	MONDO_0018906	follicular lymphoma	1	Active, not recruiting	<a href="https://clinicaltrials.gov/search?id=%22NCT02348216%22">https://clinicaltrials.gov/search?id=%22NCT02348216%22</a>
CHEMBL3989989	AXICABTAGENE CILOLEUCEL	Gene	B-lymphocyte antigen CD19 binding agent	Binding agent	MONDO_0044889	high grade B-cell lymphoma	1	Active, not recruiting	<a href="https://clinicaltrials.gov/search?id=%22NCT02348216%22">https://clinicaltrials.gov/search?id=%22NCT02348216%22</a>
CHEMBL4594618	BREXUCABTAGENE AUTOLEUCEL	Gene	B-lymphocyte antigen CD19 binding agent	Binding agent	EFO_1001469	Mantle cell lymphoma	2	Active, not recruiting	<a href="https://clinicaltrials.gov/search?id=%22NCT02601313%22">https://clinicaltrials.gov/search?id=%22NCT02601313%22</a>
CHEMBL4594618	BREXUCABTAGENE AUTOLEUCEL	Gene	B-lymphocyte antigen CD19 binding agent	Binding agent	EFO_0000095	chronic lymphocytic leukemia	1	Active, not recruiting	<a href="https://clinicaltrials.gov/search?id=%22NCT03624036%22">https://clinicaltrials.gov/search?id=%22NCT03624036%22</a>
CHEMBL4594618	BREXUCABTAGENE AUTOLEUCEL	Gene	B-lymphocyte antigen CD19 binding agent	Binding agent	EFO_0000220	acute lymphoblastic leukemia	1	Active, not recruiting	<a href="https://clinicaltrials.gov/search?id=%22NCT02614066%22">https://clinicaltrials.gov/search?id=%22NCT02614066%22</a>
CHEMBL1201834	CANAKINUMAB	Antibody	Interleukin-1 beta inhibitor	Inhibitor	EFO_0000540	immune system disease	4		<a href="http://www.whocc.no/atc_ddd_index/?code=L04AC08">http://www.whocc.no/atc_ddd_index/?code=L04AC08</a>
CHEMBL1201834	CANAKINUMAB	Antibody	Interleukin-1 beta inhibitor	Inhibitor	Orphanet_208650	Cryopyrin-associated periodic syndron	4		<a href="http://dailymed.nlm.nih.gov/dailymed/drugInfo.cfm?setid=7d271f3b-e4f9-4d80-8dcf-">http://dailymed.nlm.nih.gov/dailymed/drugInfo.cfm?setid=7d271f3b-e4f9-4d80-8dcf-</a>
CHEMBL1201834	CANAKINUMAB	Antibody	Interleukin-1 beta inhibitor	Inhibitor	EFO_0003106	pneumonia	3	Completed	<a href="https://clinicaltrials.gov/search?id=%22NCT04362813%22">https://clinicaltrials.gov/search?id=%22NCT04362813%22</a>

CHEMBL1201834	CANAKINUMAB	Antibody	Interleukin-1 beta inhibitor	Inhibitor	EFO_0003914	atherosclerosis	3 Completed	<a href="https://clinicaltrials.gov/search?id=%22NCT01327846%22">https://clinicaltrials.gov/search?id=%22NCT01327846%22</a>
CHEMBL1201834	CANAKINUMAB	Antibody	Interleukin-1 beta inhibitor	Inhibitor	EFO_1001999	systemic juvenile idiopathic arthritis	3 Terminated	<a href="https://clinicaltrials.gov/search?id=%22NCT00886769%22">https://clinicaltrials.gov/search?id=%22NCT00886769%22</a>
CHEMBL1201834	CANAKINUMAB	Antibody	Interleukin-1 beta inhibitor	Inhibitor	Orphanet_1451	CINCA syndrome	3 Terminated	<a href="https://clinicaltrials.gov/search?id=%22NCT00770601%22">https://clinicaltrials.gov/search?id=%22NCT00770601%22</a>
CHEMBL1201834	CANAKINUMAB	Antibody	Interleukin-1 beta inhibitor	Inhibitor	DOID_13406	pulmonary sarcoidosis	2 Completed	<a href="https://clinicaltrials.gov/search?id=%22NCT02888080%22">https://clinicaltrials.gov/search?id=%22NCT02888080%22</a>
CHEMBL1201834	CANAKINUMAB	Antibody	Interleukin-1 beta inhibitor	Inhibitor	EFO_0000275	atrial fibrillation	2 Terminated	<a href="https://clinicaltrials.gov/search?id=%22NCT01805960%22">https://clinicaltrials.gov/search?id=%22NCT01805960%22</a>
CHEMBL1201834	CANAKINUMAB	Antibody	Interleukin-1 beta inhibitor	Inhibitor	EFO_0000756	melanoma	2 Recruiting	<a href="https://clinicaltrials.gov/search?id=%22NCT03484923%22">https://clinicaltrials.gov/search?id=%22NCT03484923%22</a>
CHEMBL1201834	CANAKINUMAB	Antibody	Interleukin-1 beta inhibitor	Inhibitor	EFO_0001071	lung carcinoma	2 Not yet recruiting	<a href="https://clinicaltrials.gov/search?id=%22NCT04789681%22">https://clinicaltrials.gov/search?id=%22NCT04789681%22</a>
CHEMBL1201834	CANAKINUMAB	Antibody	Interleukin-1 beta inhibitor	Inhibitor	EFO_0001359	type I diabetes mellitus	2 Completed	<a href="https://clinicaltrials.gov/search?id=%22NCT00947427%22">https://clinicaltrials.gov/search?id=%22NCT00947427%22</a>
CHEMBL1201834	CANAKINUMAB	Antibody	Interleukin-1 beta inhibitor	Inhibitor	EFO_0001360	type II diabetes mellitus	2 Terminated	<a href="https://clinicaltrials.gov/search?id=%22NCT00900146%22">https://clinicaltrials.gov/search?id=%22NCT00900146%22</a>
CHEMBL1201834	CANAKINUMAB	Antibody	Interleukin-1 beta inhibitor	Inhibitor	EFO_0002506	osteoarthritis	2 Completed	<a href="https://clinicaltrials.gov/search?id=%22NCT01160822%22">https://clinicaltrials.gov/search?id=%22NCT01160822%22</a>
CHEMBL1201834	CANAKINUMAB	Antibody	Interleukin-1 beta inhibitor	Inhibitor	EFO_0003780	Behcet's syndrome	2 Completed	<a href="https://clinicaltrials.gov/search?id=%22NCT02756650%22">https://clinicaltrials.gov/search?id=%22NCT02756650%22</a>
CHEMBL1201834	CANAKINUMAB	Antibody	Interleukin-1 beta inhibitor	Inhibitor	EFO_0004214	Abdominal Aortic Aneurysm	2 Terminated	<a href="https://clinicaltrials.gov/search?id=%22NCT02007252%22">https://clinicaltrials.gov/search?id=%22NCT02007252%22</a>
CHEMBL1201834	CANAKINUMAB	Antibody	Interleukin-1 beta inhibitor	Inhibitor	EFO_0004246	mucocutaneous lymph node syndrome	2 Withdrawn	<a href="https://clinicaltrials.gov/search?id=%22NCT02980263%22">https://clinicaltrials.gov/search?id=%22NCT02980263%22</a>
CHEMBL1201834	CANAKINUMAB	Antibody	Interleukin-1 beta inhibitor	Inhibitor	EFO_0004265	peripheral arterial disease	2 Terminated	<a href="https://clinicaltrials.gov/search?id=%22NCT01731990%22">https://clinicaltrials.gov/search?id=%22NCT01731990%22</a>
CHEMBL1201834	CANAKINUMAB	Antibody	Interleukin-1 beta inhibitor	Inhibitor	EFO_0004274	gout	2 Completed	<a href="https://clinicaltrials.gov/search?id=%22NCT00819585%22">https://clinicaltrials.gov/search?id=%22NCT00819585%22</a> , <a href="https://clinicaltrials.gov/sea">https://clinicaltrials.gov/sea</a>
CHEMBL1201834	CANAKINUMAB	Antibody	Interleukin-1 beta inhibitor	Inhibitor	EFO_0005531	urticaria	2 Unknown status	<a href="https://clinicaltrials.gov/search?id=%22NCT01635127%22">https://clinicaltrials.gov/search?id=%22NCT01635127%22</a>
CHEMBL1201834	CANAKINUMAB	Antibody	Interleukin-1 beta inhibitor	Inhibitor	EFO_0007135	adult-onset Still's disease	2 Terminated	<a href="https://clinicaltrials.gov/search?id=%22NCT02204293%22">https://clinicaltrials.gov/search?id=%22NCT02204293%22</a>
CHEMBL1201834	CANAKINUMAB	Antibody	Interleukin-1 beta inhibitor	Inhibitor	EFO_0008518	polymyalgia rheumatica	2 Terminated	<a href="https://clinicaltrials.gov/search?id=%22NCT01364389%22">https://clinicaltrials.gov/search?id=%22NCT01364389%22</a>
CHEMBL1201834	CANAKINUMAB	Antibody	Interleukin-1 beta inhibitor	Inhibitor	EFO_1000906	dry eye syndrome	2 Completed	<a href="https://clinicaltrials.gov/search?id=%22NCT01250171%22">https://clinicaltrials.gov/search?id=%22NCT01250171%22</a>
CHEMBL1201834	CANAKINUMAB	Antibody	Interleukin-1 beta inhibitor	Inhibitor	EFO_1001165	Schnitzler syndrome	2 Completed	<a href="https://clinicaltrials.gov/search?id=%22NCT01390350%22">https://clinicaltrials.gov/search?id=%22NCT01390350%22</a> , <a href="https://clinicaltrials.gov/sea">https://clinicaltrials.gov/sea</a>
CHEMBL1201834	CANAKINUMAB	Antibody	Interleukin-1 beta inhibitor	Inhibitor	EFO_1001345	Hepatitis, Alcoholic	2 Active, not recruiting	<a href="https://clinicaltrials.gov/search?id=%22NCT03775109%22">https://clinicaltrials.gov/search?id=%22NCT03775109%22</a>
CHEMBL1201834	CANAKINUMAB	Antibody	Interleukin-1 beta inhibitor	Inhibitor	HP_0000999	Pyoderma	2 Completed	<a href="https://clinicaltrials.gov/search?id=%22NCT01302795%22">https://clinicaltrials.gov/search?id=%22NCT01302795%22</a>
CHEMBL1201834	CANAKINUMAB	Antibody	Interleukin-1 beta inhibitor	Inhibitor	MONDO_0100096	COVID-19	2 Completed	<a href="https://clinicaltrials.gov/search?id=%22NCT04365153%22">https://clinicaltrials.gov/search?id=%22NCT04365153%22</a>
CHEMBL1201834	CANAKINUMAB	Antibody	Interleukin-1 beta inhibitor	Inhibitor	Orphanet_232	Sickle cell anemia	2 Completed	<a href="https://clinicaltrials.gov/search?id=%22NCT02961218%22">https://clinicaltrials.gov/search?id=%22NCT02961218%22</a>
CHEMBL1201834	CANAKINUMAB	Antibody	Interleukin-1 beta inhibitor	Inhibitor	Orphanet_309025	Mevalonate kinase deficiency	2 Completed	<a href="https://clinicaltrials.gov/search?id=%22NCT01303380%22">https://clinicaltrials.gov/search?id=%22NCT01303380%22</a>
CHEMBL1201834	CANAKINUMAB	Antibody	Interleukin-1 beta inhibitor	Inhibitor	Orphanet_342	Familial Mediterranean fever	2 Completed	<a href="https://clinicaltrials.gov/search?id=%22NCT01148797%22">https://clinicaltrials.gov/search?id=%22NCT01148797%22</a> , <a href="https://clinicaltrials.gov/sea">https://clinicaltrials.gov/sea</a>
CHEMBL1201834	CANAKINUMAB	Antibody	Interleukin-1 beta inhibitor	Inhibitor	EFO_0000198	myelodysplastic syndrome	1 Recruiting	<a href="https://clinicaltrials.gov/search?id=%22NCT04810611%22">https://clinicaltrials.gov/search?id=%22NCT04810611%22</a> , <a href="https://clinicaltrials.gov/sea">https://clinicaltrials.gov/sea</a>
CHEMBL1201834	CANAKINUMAB	Antibody	Interleukin-1 beta inhibitor	Inhibitor	EFO_0000341	chronic obstructive pulmonary disease	1 Completed	<a href="https://clinicaltrials.gov/search?id=%22NCT00581945%22">https://clinicaltrials.gov/search?id=%22NCT00581945%22</a>
CHEMBL1201834	CANAKINUMAB	Antibody	Interleukin-1 beta inhibitor	Inhibitor	EFO_0000685	rheumatoid arthritis	1 Terminated	<a href="https://clinicaltrials.gov/search?id=%22NCT00505089%22">https://clinicaltrials.gov/search?id=%22NCT00505089%22</a>
CHEMBL1201834	CANAKINUMAB	Antibody	Interleukin-1 beta inhibitor	Inhibitor	EFO_0001365	age-related macular degeneration	1 Completed	<a href="https://clinicaltrials.gov/search?id=%22NCT00503022%22">https://clinicaltrials.gov/search?id=%22NCT00503022%22</a>
CHEMBL1201834	CANAKINUMAB	Antibody	Interleukin-1 beta inhibitor	Inhibitor	EFO_0002517	pancreatic ductal adenocarcinoma	1 Recruiting	<a href="https://clinicaltrials.gov/search?id=%22NCT04581343%22">https://clinicaltrials.gov/search?id=%22NCT04581343%22</a>
CHEMBL1201834	CANAKINUMAB	Antibody	Interleukin-1 beta inhibitor	Inhibitor	EFO_0002609	juvenile idiopathic arthritis	1 Completed	<a href="https://clinicaltrials.gov/search?id=%22NCT00426218%22">https://clinicaltrials.gov/search?id=%22NCT00426218%22</a>

CHEMBL1201834	CANAKINUMAB	Antibody	Interleukin-1 beta inhibitor	Inhibitor	EFO_0003060	non-small cell lung carcinoma	1 Active, not recruiting	<a href="https://clinicaltrials.gov/search?id=%22NCT03064854%22">https://clinicaltrials.gov/search?id=%22NCT03064854%22</a>
CHEMBL1201834	CANAKINUMAB	Antibody	Interleukin-1 beta inhibitor	Inhibitor	EFO_0009322	proliferative diabetic retinopathy	1 Terminated	<a href="https://clinicaltrials.gov/search?id=%22NCT01589029%22">https://clinicaltrials.gov/search?id=%22NCT01589029%22</a>
CHEMBL1201834	CANAKINUMAB	Antibody	Interleukin-1 beta inhibitor	Inhibitor	HP_0001945	Fever	1 Unknown status	<a href="https://clinicaltrials.gov/search?id=%22NCT02775994%22">https://clinicaltrials.gov/search?id=%22NCT02775994%22</a>
CHEMBL1201834	CANAKINUMAB	Antibody	Interleukin-1 beta inhibitor	Inhibitor	MONDO_0007254	breast cancer	1 Recruiting	<a href="https://clinicaltrials.gov/search?id=%22NCT03742349%22">https://clinicaltrials.gov/search?id=%22NCT03742349%22</a>
CHEMBL1201834	CANAKINUMAB	Antibody	Interleukin-1 beta inhibitor	Inhibitor	EFO_0000681	renal cell carcinoma	0 Recruiting	<a href="https://clinicaltrials.gov/search?id=%22NCT04028245%22">https://clinicaltrials.gov/search?id=%22NCT04028245%22</a>
CHEMBL2109286	COLTUXIMAB RAVTANSINE	Antibody	B-lymphocyte antigen CD19 binding agent	Binding agent	EFO_0000220	acute lymphoblastic leukemia	2 Terminated	<a href="https://clinicaltrials.gov/search?id=%22NCT01440179%22">https://clinicaltrials.gov/search?id=%22NCT01440179%22</a>
CHEMBL2109286	COLTUXIMAB RAVTANSINE	Antibody	B-lymphocyte antigen CD19 binding agent	Binding agent	EFO_0000403	diffuse large B-cell lymphoma	2 Completed	<a href="https://clinicaltrials.gov/search?id=%22NCT01472887%22">https://clinicaltrials.gov/search?id=%22NCT01472887%22</a> , <a href="https://clinicaltrials.gov/sea">https://clinicaltrials.gov/sea</a>
CHEMBL2109286	COLTUXIMAB RAVTANSINE	Antibody	B-lymphocyte antigen CD19 binding agent	Binding agent	EFO_0005952	non-Hodgkins lymphoma	1 Completed	<a href="https://clinicaltrials.gov/search?id=%22NCT00796731%22">https://clinicaltrials.gov/search?id=%22NCT00796731%22</a> , <a href="https://clinicaltrials.gov/sea">https://clinicaltrials.gov/sea</a>
CHEMBL1743007	DARATUMUMAB	Antibody	Lymphocyte differentiation antigen CD38 inhibitor	Inhibitor	EFO_0003073	asymptomatic myeloma	3 Recruiting	<a href="https://clinicaltrials.gov/search?id=%22NCT03937635%22">https://clinicaltrials.gov/search?id=%22NCT03937635%22</a>
CHEMBL1743007	DARATUMUMAB	Antibody	Lymphocyte differentiation antigen CD38 inhibitor	Inhibitor	EFO_0000203	monoclonal gammopathy	2 Active, not recruiting	<a href="https://clinicaltrials.gov/search?id=%22NCT03236428%22">https://clinicaltrials.gov/search?id=%22NCT03236428%22</a>
CHEMBL1743007	DARATUMUMAB	Antibody	Lymphocyte differentiation antigen CD38 inhibitor	Inhibitor	EFO_0000209	T-cell acute lymphoblastic leukemia	2 Not yet recruiting	<a href="https://clinicaltrials.gov/search?id=%22NCT04972942%22">https://clinicaltrials.gov/search?id=%22NCT04972942%22</a>
CHEMBL1743007	DARATUMUMAB	Antibody	Lymphocyte differentiation antigen CD38 inhibitor	Inhibitor	EFO_0000220	acute lymphoblastic leukemia	2 Recruiting	<a href="https://clinicaltrials.gov/search?id=%22NCT03384654%22">https://clinicaltrials.gov/search?id=%22NCT03384654%22</a>
CHEMBL1743007	DARATUMUMAB	Antibody	Lymphocyte differentiation antigen CD38 inhibitor	Inhibitor	EFO_0000222	acute myeloid leukemia	2 Active, not recruiting	<a href="https://clinicaltrials.gov/search?id=%22NCT02807558%22">https://clinicaltrials.gov/search?id=%22NCT02807558%22</a>
CHEMBL1743007	DARATUMUMAB	Antibody	Lymphocyte differentiation antigen CD38 inhibitor	Inhibitor	EFO_0000249	Alzheimer's disease	2 Recruiting	<a href="https://clinicaltrials.gov/search?id=%22NCT04070378%22">https://clinicaltrials.gov/search?id=%22NCT04070378%22</a>
CHEMBL1743007	DARATUMUMAB	Antibody	Lymphocyte differentiation antigen CD38 inhibitor	Inhibitor	EFO_0000574	lymphoma	2 Completed	<a href="https://clinicaltrials.gov/search?id=%22NCT02927925%22">https://clinicaltrials.gov/search?id=%22NCT02927925%22</a>
CHEMBL1743007	DARATUMUMAB	Antibody	Lymphocyte differentiation antigen CD38 inhibitor	Inhibitor	EFO_0000616	neoplasm	2 Withdrawn	<a href="https://clinicaltrials.gov/search?id=%22NCT03207542%22">https://clinicaltrials.gov/search?id=%22NCT03207542%22</a>
CHEMBL1743007	DARATUMUMAB	Antibody	Lymphocyte differentiation antigen CD38 inhibitor	Inhibitor	EFO_0002690	systemic lupus erythematosus	2 Not yet recruiting	<a href="https://clinicaltrials.gov/search?id=%22NCT04810754%22">https://clinicaltrials.gov/search?id=%22NCT04810754%22</a>
CHEMBL1743007	DARATUMUMAB	Antibody	Lymphocyte differentiation antigen CD38 inhibitor	Inhibitor	EFO_0005761	lupus nephritis	2 Recruiting	<a href="https://clinicaltrials.gov/search?id=%22NCT04868838%22">https://clinicaltrials.gov/search?id=%22NCT04868838%22</a>
CHEMBL1743007	DARATUMUMAB	Antibody	Lymphocyte differentiation antigen CD38 inhibitor	Inhibitor	EFO_0006738	plasmacytoma	2 Recruiting	<a href="https://clinicaltrials.gov/search?id=%22NCT04166565%22">https://clinicaltrials.gov/search?id=%22NCT04166565%22</a>
CHEMBL1743007	DARATUMUMAB	Antibody	Lymphocyte differentiation antigen CD38 inhibitor	Inhibitor	EFO_0007160	autoimmune thrombocytopenic purpu	2 Recruiting	<a href="https://clinicaltrials.gov/search?id=%22NCT04703621%22">https://clinicaltrials.gov/search?id=%22NCT04703621%22</a>
CHEMBL1743007	DARATUMUMAB	Antibody	Lymphocyte differentiation antigen CD38 inhibitor	Inhibitor	EFO_0009441	Waldenstrom macroglobulinemia	2 Recruiting	<a href="https://clinicaltrials.gov/search?id=%22NCT03679624%22">https://clinicaltrials.gov/search?id=%22NCT03679624%22</a>
CHEMBL1743007	DARATUMUMAB	Antibody	Lymphocyte differentiation antigen CD38 inhibitor	Inhibitor	EFO_1001115	POEMS syndrome	2 Recruiting	<a href="https://clinicaltrials.gov/search?id=%22NCT04396496%22">https://clinicaltrials.gov/search?id=%22NCT04396496%22</a>
CHEMBL1743007	DARATUMUMAB	Antibody	Lymphocyte differentiation antigen CD38 inhibitor	Inhibitor	EFO_1001469	Mantle cell lymphoma	2 Terminated	<a href="https://clinicaltrials.gov/search?id=%22NCT02413489%22">https://clinicaltrials.gov/search?id=%22NCT02413489%22</a>
CHEMBL1743007	DARATUMUMAB	Antibody	Lymphocyte differentiation antigen CD38 inhibitor	Inhibitor	EFO_1001875	amyloidosis	2 Completed	<a href="https://clinicaltrials.gov/search?id=%22NCT02816476%22">https://clinicaltrials.gov/search?id=%22NCT02816476%22</a>
CHEMBL1743007	DARATUMUMAB	Antibody	Lymphocyte differentiation antigen CD38 inhibitor	Inhibitor	EFO_1001951	colorectal carcinoma	2 Active, not recruiting	<a href="https://clinicaltrials.gov/search?id=%22NCT02060188%22">https://clinicaltrials.gov/search?id=%22NCT02060188%22</a>
CHEMBL1743007	DARATUMUMAB	Antibody	Lymphocyte differentiation antigen CD38 inhibitor	Inhibitor	MONDO_0008315	prostate cancer	2 Withdrawn	<a href="https://clinicaltrials.gov/search?id=%22NCT03035357%22">https://clinicaltrials.gov/search?id=%22NCT03035357%22</a>
CHEMBL1743007	DARATUMUMAB	Antibody	Lymphocyte differentiation antigen CD38 inhibitor	Inhibitor	MONDO_0018906	follicular lymphoma	2 Terminated	<a href="https://clinicaltrials.gov/search?id=%22NCT02413489%22">https://clinicaltrials.gov/search?id=%22NCT02413489%22</a>
CHEMBL1743007	DARATUMUMAB	Antibody	Lymphocyte differentiation antigen CD38 inhibitor	Inhibitor	EFO_0000095	chronic lymphocytic leukemia	1 Recruiting	<a href="https://clinicaltrials.gov/search?id=%22NCT03447808%22">https://clinicaltrials.gov/search?id=%22NCT03447808%22</a>
CHEMBL1743007	DARATUMUMAB	Antibody	Lymphocyte differentiation antigen CD38 inhibitor	Inhibitor	EFO_0000183	Hodgkins lymphoma	1 Suspended	<a href="https://clinicaltrials.gov/search?id=%22NCT03432741%22">https://clinicaltrials.gov/search?id=%22NCT03432741%22</a>
CHEMBL1743007	DARATUMUMAB	Antibody	Lymphocyte differentiation antigen CD38 inhibitor	Inhibitor	EFO_0000198	myelodysplastic syndrome	1 Recruiting	<a href="https://clinicaltrials.gov/search?id=%22NCT03537599%22">https://clinicaltrials.gov/search?id=%22NCT03537599%22</a>
CHEMBL1743007	DARATUMUMAB	Antibody	Lymphocyte differentiation antigen CD38 inhibitor	Inhibitor	EFO_0000304	breast adenocarcinoma	1 Suspended	<a href="https://clinicaltrials.gov/search?id=%22NCT03432741%22">https://clinicaltrials.gov/search?id=%22NCT03432741%22</a>
CHEMBL1743007	DARATUMUMAB	Antibody	Lymphocyte differentiation antigen CD38 inhibitor	Inhibitor	EFO_0000311	cancer	1 Completed	<a href="https://clinicaltrials.gov/search?id=%22NCT03098550%22">https://clinicaltrials.gov/search?id=%22NCT03098550%22</a>

CHEMBL1743007	DARATUMUMAB	Antibody	Lymphocyte differentiation antigen CD38 inhibitor	Inhibitor	EFO_0000330	childhood acute myeloid leukemia	1 Recruiting	<a href="https://clinicaltrials.gov/search?id=%22NCT03537599%22">https://clinicaltrials.gov/search?id=%22NCT03537599%22</a>
CHEMBL1743007	DARATUMUMAB	Antibody	Lymphocyte differentiation antigen CD38 inhibitor	Inhibitor	EFO_0000519	glioblastoma multiforme	1 Not yet recruiting	<a href="https://clinicaltrials.gov/search?id=%22NCT04922723%22">https://clinicaltrials.gov/search?id=%22NCT04922723%22</a>
CHEMBL1743007	DARATUMUMAB	Antibody	Lymphocyte differentiation antigen CD38 inhibitor	Inhibitor	EFO_0000673	prostate adenocarcinoma	1 Active, not recruiting	<a href="https://clinicaltrials.gov/search?id=%22NCT03177460%22">https://clinicaltrials.gov/search?id=%22NCT03177460%22</a>
CHEMBL1743007	DARATUMUMAB	Antibody	Lymphocyte differentiation antigen CD38 inhibitor	Inhibitor	EFO_0001378	multiple myeloma	1 Withdrawn	<a href="https://clinicaltrials.gov/search?id=%22NCT03701321%22">https://clinicaltrials.gov/search?id=%22NCT03701321%22</a> , <a href="https://clinicaltrials.gov/sea">https://clinicaltrials.gov/sea</a>
CHEMBL1743007	DARATUMUMAB	Antibody	Lymphocyte differentiation antigen CD38 inhibitor	Inhibitor	EFO_0003060	non-small cell lung carcinoma	1 Completed	<a href="https://clinicaltrials.gov/search?id=%22NCT03023423%22">https://clinicaltrials.gov/search?id=%22NCT03023423%22</a>
CHEMBL1743007	DARATUMUMAB	Antibody	Lymphocyte differentiation antigen CD38 inhibitor	Inhibitor	EFO_0004599	acute graft vs. host disease	1 Recruiting	<a href="https://clinicaltrials.gov/search?id=%22NCT04204980%22">https://clinicaltrials.gov/search?id=%22NCT04204980%22</a>
CHEMBL1743007	DARATUMUMAB	Antibody	Lymphocyte differentiation antigen CD38 inhibitor	Inhibitor	EFO_0005952	non-Hodgkins lymphoma	1 Active, not recruiting	<a href="https://clinicaltrials.gov/search?id=%22NCT01592370%22">https://clinicaltrials.gov/search?id=%22NCT01592370%22</a>
CHEMBL1743007	DARATUMUMAB	Antibody	Lymphocyte differentiation antigen CD38 inhibitor	Inhibitor	EFO_0006475	plasma cell leukemia	1 Withdrawn	<a href="https://clinicaltrials.gov/search?id=%22NCT03591744%22">https://clinicaltrials.gov/search?id=%22NCT03591744%22</a>
CHEMBL1743007	DARATUMUMAB	Antibody	Lymphocyte differentiation antigen CD38 inhibitor	Inhibitor	EFO_1001051	mycosis fungoides	1 Suspended	<a href="https://clinicaltrials.gov/search?id=%22NCT03432741%22">https://clinicaltrials.gov/search?id=%22NCT03432741%22</a>
CHEMBL1743007	DARATUMUMAB	Antibody	Lymphocyte differentiation antigen CD38 inhibitor	Inhibitor	MONDO_0019465	nodal marginal zone B-cell lymphoma	1 Suspended	<a href="https://clinicaltrials.gov/search?id=%22NCT03432741%22">https://clinicaltrials.gov/search?id=%22NCT03432741%22</a>
CHEMBL1743007	DARATUMUMAB	Antibody	Lymphocyte differentiation antigen CD38 inhibitor	Inhibitor	Orphanet_85443	AL amyloidosis	1 Recruiting	<a href="https://clinicaltrials.gov/search?id=%22NCT03283917%22">https://clinicaltrials.gov/search?id=%22NCT03283917%22</a>
CHEMBL1743007	DARATUMUMAB	Antibody	Lymphocyte differentiation antigen CD38 inhibitor	Inhibitor	EFO_0000349	clear cell renal carcinoma	0 Active, not recruiting	<a href="https://clinicaltrials.gov/search?id=%22NCT03473730%22">https://clinicaltrials.gov/search?id=%22NCT03473730%22</a>
CHEMBL1743007	DARATUMUMAB	Antibody	Lymphocyte differentiation antigen CD38 inhibitor	Inhibitor	EFO_0000403	diffuse large B-cell lymphoma	0 Recruiting	<a href="https://clinicaltrials.gov/search?id=%22NCT04139304%22">https://clinicaltrials.gov/search?id=%22NCT04139304%22</a>
CHEMBL1743007	DARATUMUMAB	Antibody	Lymphocyte differentiation antigen CD38 inhibitor	Inhibitor	EFO_0006544	bladder transitional cell carcinoma	0 Active, not recruiting	<a href="https://clinicaltrials.gov/search?id=%22NCT03473730%22">https://clinicaltrials.gov/search?id=%22NCT03473730%22</a>
CHEMBL3545371	DENINTUZUMAB MAFODOTIN	Antibody	B-lymphocyte antigen CD19 binding agent	Binding agent	EFO_0000220	acute lymphoblastic leukemia	1 Completed	<a href="https://clinicaltrials.gov/search?id=%22NCT01786135%22">https://clinicaltrials.gov/search?id=%22NCT01786135%22</a>
CHEMBL3545371	DENINTUZUMAB MAFODOTIN	Antibody	B-lymphocyte antigen CD19 binding agent	Binding agent	EFO_0000309	Burkitts lymphoma	1 Completed	<a href="https://clinicaltrials.gov/search?id=%22NCT01786135%22">https://clinicaltrials.gov/search?id=%22NCT01786135%22</a>
CHEMBL3545371	DENINTUZUMAB MAFODOTIN	Antibody	B-lymphocyte antigen CD19 binding agent	Binding agent	EFO_0000403	diffuse large B-cell lymphoma	1 Completed	<a href="https://clinicaltrials.gov/search?id=%22NCT01786135%22">https://clinicaltrials.gov/search?id=%22NCT01786135%22</a>
CHEMBL3545371	DENINTUZUMAB MAFODOTIN	Antibody	B-lymphocyte antigen CD19 binding agent	Binding agent	EFO_1001469	Mantle cell lymphoma	1 Completed	<a href="https://clinicaltrials.gov/search?id=%22NCT01786135%22">https://clinicaltrials.gov/search?id=%22NCT01786135%22</a>
CHEMBL3545371	DENINTUZUMAB MAFODOTIN	Antibody	B-lymphocyte antigen CD19 binding agent	Binding agent	MONDO_0018906	follicular lymphoma	1 Completed	<a href="https://clinicaltrials.gov/search?id=%22NCT01786135%22">https://clinicaltrials.gov/search?id=%22NCT01786135%22</a>
CHEMBL4594579	FELZARTAMAB	Antibody	Lymphocyte differentiation antigen CD38 inhibitor	Inhibitor	EFO_0003086	kidney disease	2 Not yet recruiting	<a href="https://clinicaltrials.gov/search?id=%22NCT04893096%22">https://clinicaltrials.gov/search?id=%22NCT04893096%22</a>
CHEMBL4594579	FELZARTAMAB	Antibody	Lymphocyte differentiation antigen CD38 inhibitor	Inhibitor	MONDO_0002462	glomerulonephritis	2 Recruiting	<a href="https://clinicaltrials.gov/search?id=%22NCT04733040%22">https://clinicaltrials.gov/search?id=%22NCT04733040%22</a>
CHEMBL4594579	FELZARTAMAB	Antibody	Lymphocyte differentiation antigen CD38 inhibitor	Inhibitor	EFO_0001378	multiple myeloma	1 Completed	<a href="https://clinicaltrials.gov/search?id=%22NCT01421186%22">https://clinicaltrials.gov/search?id=%22NCT01421186%22</a>
CHEMBL4594579	FELZARTAMAB	Antibody	Lymphocyte differentiation antigen CD38 inhibitor	Inhibitor	EFO_0004254	membranous glomerulonephritis	1 Recruiting	<a href="https://clinicaltrials.gov/search?id=%22NCT04145440%22">https://clinicaltrials.gov/search?id=%22NCT04145440%22</a>
CHEMBL3990038	FLOTETUZUMAB	Antibody	T cell surface glycoprotein CD3 binding agent	Binding agent	EFO_0000222	acute myeloid leukemia	1 Recruiting	<a href="https://clinicaltrials.gov/search?id=%22NCT02152956%22">https://clinicaltrials.gov/search?id=%22NCT02152956%22</a> , <a href="https://clinicaltrials.gov/sea">https://clinicaltrials.gov/sea</a>
CHEMBL1743020	FORALUMAB	Antibody	T cell surface glycoprotein CD3 inhibitor	Inhibitor	EFO_0000384	Crohn's disease	1 Completed	<a href="https://clinicaltrials.gov/search?id=%22NCT00630643%22">https://clinicaltrials.gov/search?id=%22NCT00630643%22</a>
CHEMBL1743020	FORALUMAB	Antibody	T cell surface glycoprotein CD3 inhibitor	Inhibitor	EFO_0004599	acute graft vs. host disease	1 Completed	<a href="https://clinicaltrials.gov/search?id=%22NCT00805909%22">https://clinicaltrials.gov/search?id=%22NCT00805909%22</a>
CHEMBL2108342	GEMTUZUMAB	Antibody	Myeloid cell surface antigen CD33 binding agent	Binding agent	EFO_0000222	acute myeloid leukemia	3 Completed	<a href="https://clinicaltrials.gov/search?id=%22NCT00136084%22">https://clinicaltrials.gov/search?id=%22NCT00136084%22</a>
CHEMBL1201506	GEMTUZUMAB OZOGAMICIN	Antibody	Myeloid cell surface antigen CD33 binding agent	Binding agent	EFO_0000616	neoplasm	4	<a href="http://www.whocc.no/atc_ddd_index/?code=L01XC05">http://www.whocc.no/atc_ddd_index/?code=L01XC05</a>
CHEMBL1201506	GEMTUZUMAB OZOGAMICIN	Antibody	Myeloid cell surface antigen CD33 binding agent	Binding agent	EFO_0000220	acute lymphoblastic leukemia	2 Terminated	<a href="https://clinicaltrials.gov/search?id=%22NCT00798213%22">https://clinicaltrials.gov/search?id=%22NCT00798213%22</a>
CHEMBL1201506	GEMTUZUMAB OZOGAMICIN	Antibody	Myeloid cell surface antigen CD33 binding agent	Binding agent	EFO_0000224	acute promyelocytic leukemia	2 Withdrawn	<a href="https://clinicaltrials.gov/search?id=%22NCT01548911%22">https://clinicaltrials.gov/search?id=%22NCT01548911%22</a>
CHEMBL1201506	GEMTUZUMAB OZOGAMICIN	Antibody	Myeloid cell surface antigen CD33 binding agent	Binding agent	EFO_0000095	chronic lymphocytic leukemia	1 Completed	<a href="https://clinicaltrials.gov/search?id=%22NCT00038831%22">https://clinicaltrials.gov/search?id=%22NCT00038831%22</a>
CHEMBL1201506	GEMTUZUMAB OZOGAMICIN	Antibody	Myeloid cell surface antigen CD33 binding agent	Binding agent	EFO_0000198	myelodysplastic syndrome	1 Active, not recruiting	<a href="https://clinicaltrials.gov/search?id=%22NCT01020539%22">https://clinicaltrials.gov/search?id=%22NCT01020539%22</a>

CHEMBL1201506	GEMTUZUMAB OZOGAMICIN	Antibody	Myeloid cell surface antigen CD33 binding agent	Binding agent	EFO_0000565	leukemia	1 Terminated	<a href="https://clinicaltrials.gov/search?id=%22NCT00577694%22">https://clinicaltrials.gov/search?id=%22NCT00577694%22</a>
CHEMBL1201506	GEMTUZUMAB OZOGAMICIN	Antibody	Myeloid cell surface antigen CD33 binding agent	Binding agent	EFO_1000309	Juvenile Myelomonocytic Leukemia	1 Terminated	<a href="https://clinicaltrials.gov/search?id=%22NCT00669890%22">https://clinicaltrials.gov/search?id=%22NCT00669890%22</a>
CHEMBL1201506	GEMTUZUMAB OZOGAMICIN	Antibody	Myeloid cell surface antigen CD33 binding agent	Binding agent	MONDO_0019457	therapy related acute myeloid leukem	1 Recruiting	<a href="https://clinicaltrials.gov/search?id=%22NCT04915612%22">https://clinicaltrials.gov/search?id=%22NCT04915612%22</a>
CHEMBL1201506	GEMTUZUMAB OZOGAMICIN	Antibody	Myeloid cell surface antigen CD33 binding agent	Binding agent	EFO_0000222	acute myeloid leukemia	0 Active, not recruiting	<a href="https://clinicaltrials.gov/search?id=%22NCT03568994%22">https://clinicaltrials.gov/search?id=%22NCT03568994%22</a>
CHEMBL1743026	GEVOKIZUMAB	Antibody	Interleukin-1 beta negative allosteric modulator	Negative allosteric m	EFO_1001231	uveitis	3 Terminated	<a href="https://clinicaltrials.gov/search?id=%22NCT02258854%22">https://clinicaltrials.gov/search?id=%22NCT02258854%22</a> , <a href="https://clinicaltrials.gov/sea">https://clinicaltrials.gov/sea</a>
CHEMBL1743026	GEVOKIZUMAB	Antibody	Interleukin-1 beta negative allosteric modulator	Negative allosteric m	EFO_0000685	rheumatoid arthritis	2 Suspended	<a href="https://clinicaltrials.gov/search?id=%22NCT00777816%22">https://clinicaltrials.gov/search?id=%22NCT00777816%22</a>
CHEMBL1743026	GEVOKIZUMAB	Antibody	Interleukin-1 beta negative allosteric modulator	Negative allosteric m	EFO_0001359	type I diabetes mellitus	2 Completed	<a href="https://clinicaltrials.gov/search?id=%22NCT00998699%22">https://clinicaltrials.gov/search?id=%22NCT00998699%22</a> , <a href="https://clinicaltrials.gov/sea">https://clinicaltrials.gov/sea</a>
CHEMBL1743026	GEVOKIZUMAB	Antibody	Interleukin-1 beta negative allosteric modulator	Negative allosteric m	EFO_0002506	osteoarthritis	2 Completed	<a href="https://clinicaltrials.gov/search?id=%22NCT01882491%22">https://clinicaltrials.gov/search?id=%22NCT01882491%22</a> , <a href="https://clinicaltrials.gov/sea">https://clinicaltrials.gov/sea</a>
CHEMBL1743026	GEVOKIZUMAB	Antibody	Interleukin-1 beta negative allosteric modulator	Negative allosteric m	EFO_0003894	acne	2 Completed	<a href="https://clinicaltrials.gov/search?id=%22NCT01498874%22">https://clinicaltrials.gov/search?id=%22NCT01498874%22</a>
CHEMBL1743026	GEVOKIZUMAB	Antibody	Interleukin-1 beta negative allosteric modulator	Negative allosteric m	EFO_0009672	inner ear disease	2 Completed	<a href="https://clinicaltrials.gov/search?id=%22NCT01950312%22">https://clinicaltrials.gov/search?id=%22NCT01950312%22</a>
CHEMBL1743026	GEVOKIZUMAB	Antibody	Interleukin-1 beta negative allosteric modulator	Negative allosteric m	HP_0000999	Pyoderma	2 Completed	<a href="https://clinicaltrials.gov/search?id=%22NCT01882504%22">https://clinicaltrials.gov/search?id=%22NCT01882504%22</a>
CHEMBL1743026	GEVOKIZUMAB	Antibody	Interleukin-1 beta negative allosteric modulator	Negative allosteric m	EFO_0001360	type II diabetes mellitus	1 Completed	<a href="https://clinicaltrials.gov/search?id=%22NCT00513214%22">https://clinicaltrials.gov/search?id=%22NCT00513214%22</a> , <a href="https://clinicaltrials.gov/sea">https://clinicaltrials.gov/sea</a>
CHEMBL1743026	GEVOKIZUMAB	Antibody	Interleukin-1 beta negative allosteric modulator	Negative allosteric m	EFO_0003780	Behcet's syndrome	1 Withdrawn	<a href="https://clinicaltrials.gov/search?id=%22NCT01211977%22">https://clinicaltrials.gov/search?id=%22NCT01211977%22</a>
CHEMBL1743026	GEVOKIZUMAB	Antibody	Interleukin-1 beta negative allosteric modulator	Negative allosteric m	MONDO_0001718	scleritis	1 Completed	<a href="https://clinicaltrials.gov/search?id=%22NCT01835132%22">https://clinicaltrials.gov/search?id=%22NCT01835132%22</a>
CHEMBL2108707	GLEMBATUMUMAB	Antibody	Transmembrane glycoprotein NMB binding agent	Binding agent	EFO_0000756	melanoma	1 Completed	<a href="https://clinicaltrials.gov/search?id=%22NCT00412828%22">https://clinicaltrials.gov/search?id=%22NCT00412828%22</a>
CHEMBL2108707	GLEMBATUMUMAB	Antibody	Transmembrane glycoprotein NMB binding agent	Binding agent	MONDO_0007254	breast cancer	1 Completed	<a href="https://clinicaltrials.gov/search?id=%22NCT00704158%22">https://clinicaltrials.gov/search?id=%22NCT00704158%22</a>
CHEMBL1743028	GLEMBATUMUMAB VEDOTIN	Antibody	Transmembrane glycoprotein NMB binding agent	Binding agent	EFO_0000637	osteosarcoma	2 Active, not recruiting	<a href="https://clinicaltrials.gov/search?id=%22NCT02487979%22">https://clinicaltrials.gov/search?id=%22NCT02487979%22</a>
CHEMBL1743028	GLEMBATUMUMAB VEDOTIN	Antibody	Transmembrane glycoprotein NMB binding agent	Binding agent	EFO_0000756	melanoma	2 Terminated	<a href="https://clinicaltrials.gov/search?id=%22NCT02302339%22">https://clinicaltrials.gov/search?id=%22NCT02302339%22</a>
CHEMBL1743028	GLEMBATUMUMAB VEDOTIN	Antibody	Transmembrane glycoprotein NMB binding agent	Binding agent	EFO_1000616	Uveal Melanoma	2 Completed	<a href="https://clinicaltrials.gov/search?id=%22NCT02363283%22">https://clinicaltrials.gov/search?id=%22NCT02363283%22</a>
CHEMBL1743028	GLEMBATUMUMAB VEDOTIN	Antibody	Transmembrane glycoprotein NMB binding agent	Binding agent	EFO_0000708	squamous cell lung carcinoma	1 Terminated	<a href="https://clinicaltrials.gov/search?id=%22NCT02713828%22">https://clinicaltrials.gov/search?id=%22NCT02713828%22</a>
CHEMBL1743028	GLEMBATUMUMAB VEDOTIN	Antibody	Transmembrane glycoprotein NMB binding agent	Binding agent	MONDO_0007254	breast cancer	0 Withdrawn	<a href="https://clinicaltrials.gov/search?id=%22NCT03473691%22">https://clinicaltrials.gov/search?id=%22NCT03473691%22</a>
CHEMBL2109509	HCBE-11	Antibody	Tumor necrosis factor receptor superfamily member 3 agonist	Agonist	EFO_0000616	neoplasm	1 Terminated	<a href="https://clinicaltrials.gov/search?id=%22NCT00105170%22">https://clinicaltrials.gov/search?id=%22NCT00105170%22</a>
CHEMBL1201606	IBRITUMOMAB TIUXETAN	Antibody	B-lymphocyte antigen CD20 binding agent	Binding agent	EFO_0000096	neoplasm of mature B-cells	2 Completed	<a href="https://clinicaltrials.gov/search?id=%22NCT00138086%22">https://clinicaltrials.gov/search?id=%22NCT00138086%22</a> , <a href="https://clinicaltrials.gov/sea">https://clinicaltrials.gov/sea</a>
CHEMBL1201606	IBRITUMOMAB TIUXETAN	Antibody	B-lymphocyte antigen CD20 binding agent	Binding agent	MONDO_0013730	graft versus host disease	2 Active, not recruiting	<a href="https://clinicaltrials.gov/search?id=%22NCT00577278%22">https://clinicaltrials.gov/search?id=%22NCT00577278%22</a>
CHEMBL1201606	IBRITUMOMAB TIUXETAN	Antibody	B-lymphocyte antigen CD20 binding agent	Binding agent	EFO_0000095	chronic lymphocytic leukemia	1 Terminated	<a href="https://clinicaltrials.gov/search?id=%22NCT00012298%22">https://clinicaltrials.gov/search?id=%22NCT00012298%22</a>
CHEMBL1201606	IBRITUMOMAB TIUXETAN	Antibody	B-lymphocyte antigen CD20 binding agent	Binding agent	EFO_0000183	Hodgkins lymphoma	1 Terminated	<a href="https://clinicaltrials.gov/search?id=%22NCT00036855%22">https://clinicaltrials.gov/search?id=%22NCT00036855%22</a>
CHEMBL1201606	IBRITUMOMAB TIUXETAN	Antibody	B-lymphocyte antigen CD20 binding agent	Binding agent	EFO_0000191	MALT lymphoma	1 Terminated	<a href="https://clinicaltrials.gov/search?id=%22NCT00012298%22">https://clinicaltrials.gov/search?id=%22NCT00012298%22</a>
CHEMBL1201606	IBRITUMOMAB TIUXETAN	Antibody	B-lymphocyte antigen CD20 binding agent	Binding agent	EFO_0000309	Burkitts lymphoma	1 Completed	<a href="https://clinicaltrials.gov/search?id=%22NCT00064246%22">https://clinicaltrials.gov/search?id=%22NCT00064246%22</a>
CHEMBL1201606	IBRITUMOMAB TIUXETAN	Antibody	B-lymphocyte antigen CD20 binding agent	Binding agent	EFO_0000403	diffuse large B-cell lymphoma	1 Terminated	<a href="https://clinicaltrials.gov/search?id=%22NCT00036855%22">https://clinicaltrials.gov/search?id=%22NCT00036855%22</a>
CHEMBL1201606	IBRITUMOMAB TIUXETAN	Antibody	B-lymphocyte antigen CD20 binding agent	Binding agent	EFO_0000565	leukemia	1 Completed	<a href="https://clinicaltrials.gov/search?id=%22NCT00048737%22">https://clinicaltrials.gov/search?id=%22NCT00048737%22</a>
CHEMBL1201606	IBRITUMOMAB TIUXETAN	Antibody	B-lymphocyte antigen CD20 binding agent	Binding agent	EFO_0000574	lymphoma	1 Terminated	<a href="https://clinicaltrials.gov/search?id=%22NCT00372905%22">https://clinicaltrials.gov/search?id=%22NCT00372905%22</a>
CHEMBL1201606	IBRITUMOMAB TIUXETAN	Antibody	B-lymphocyte antigen CD20 binding agent	Binding agent	EFO_0001378	multiple myeloma	1 Completed	<a href="https://clinicaltrials.gov/search?id=%22NCT00477815%22">https://clinicaltrials.gov/search?id=%22NCT00477815%22</a>

CHEMBL1201606	IBRITUMOMAB TIUXETAN	Antibody	B-lymphocyte antigen CD20 binding agent	Binding agent	EFO_0005952	non-Hodgkins lymphoma	1	Terminated	<a href="https://clinicaltrials.gov/search?id=%22NCT00089284%22">https://clinicaltrials.gov/search?id=%22NCT00089284%22</a>
CHEMBL1201606	IBRITUMOMAB TIUXETAN	Antibody	B-lymphocyte antigen CD20 binding agent	Binding agent	EFO_0009441	Waldenstrom macroglobulinemia	1	Completed	<a href="https://clinicaltrials.gov/search?id=%22NCT00438880%22">https://clinicaltrials.gov/search?id=%22NCT00438880%22</a> , <a href="https://clinicaltrials.gov/sea">https://clinicaltrials.gov/sea</a>
CHEMBL1201606	IBRITUMOMAB TIUXETAN	Antibody	B-lymphocyte antigen CD20 binding agent	Binding agent	EFO_1000550	Splenic Marginal Zone Lymphoma	1	Terminated	<a href="https://clinicaltrials.gov/search?id=%22NCT00012298%22">https://clinicaltrials.gov/search?id=%22NCT00012298%22</a>
CHEMBL1201606	IBRITUMOMAB TIUXETAN	Antibody	B-lymphocyte antigen CD20 binding agent	Binding agent	EFO_1001365	Lymphoma, AIDS-Related	1	Terminated	<a href="https://clinicaltrials.gov/search?id=%22NCT00036855%22">https://clinicaltrials.gov/search?id=%22NCT00036855%22</a>
CHEMBL1201606	IBRITUMOMAB TIUXETAN	Antibody	B-lymphocyte antigen CD20 binding agent	Binding agent	EFO_1001469	Mantle cell lymphoma	1	Completed	<a href="https://clinicaltrials.gov/search?id=%22NCT00438880%22">https://clinicaltrials.gov/search?id=%22NCT00438880%22</a>
CHEMBL1201606	IBRITUMOMAB TIUXETAN	Antibody	B-lymphocyte antigen CD20 binding agent	Binding agent	MONDO_0000873	lymphoblastic lymphoma	1	Terminated	<a href="https://clinicaltrials.gov/search?id=%22NCT00036855%22">https://clinicaltrials.gov/search?id=%22NCT00036855%22</a>
CHEMBL1201606	IBRITUMOMAB TIUXETAN	Antibody	B-lymphocyte antigen CD20 binding agent	Binding agent	MONDO_0018906	follicular lymphoma	1	Completed	<a href="https://clinicaltrials.gov/search?id=%22NCT00438880%22">https://clinicaltrials.gov/search?id=%22NCT00438880%22</a>
CHEMBL1201606	IBRITUMOMAB TIUXETAN	Antibody	B-lymphocyte antigen CD20 binding agent	Binding agent	MONDO_0019088	post-transplant lymphoproliferative d	1	Terminated	<a href="https://clinicaltrials.gov/search?id=%22NCT00036855%22">https://clinicaltrials.gov/search?id=%22NCT00036855%22</a>
CHEMBL1201606	IBRITUMOMAB TIUXETAN	Antibody	B-lymphocyte antigen CD20 binding agent	Binding agent	MONDO_0019465	nodal marginal zone B-cell lymphoma	1	Completed	<a href="https://clinicaltrials.gov/search?id=%22NCT00438880%22">https://clinicaltrials.gov/search?id=%22NCT00438880%22</a>
CHEMBL2109330	IC14	Antibody	Monocyte differentiation antigen CD14 inhibitor	Inhibitor	EFO_0005547	dengue disease	2	Withdrawn	<a href="https://clinicaltrials.gov/search?id=%22NCT03875560%22">https://clinicaltrials.gov/search?id=%22NCT03875560%22</a>
CHEMBL2109330	IC14	Antibody	Monocyte differentiation antigen CD14 inhibitor	Inhibitor	EFO_1000637	acute respiratory distress syndrome	2	Withdrawn	<a href="https://clinicaltrials.gov/search?id=%22NCT03017547%22">https://clinicaltrials.gov/search?id=%22NCT03017547%22</a>
CHEMBL2109330	IC14	Antibody	Monocyte differentiation antigen CD14 inhibitor	Inhibitor	MONDO_0100096	COVID-19	2	Recruiting	<a href="https://clinicaltrials.gov/search?id=%22NCT04488081%22">https://clinicaltrials.gov/search?id=%22NCT04488081%22</a>
CHEMBL2109330	IC14	Antibody	Monocyte differentiation antigen CD14 inhibitor	Inhibitor	MONDO_0100130	adult acute respiratory distress syndro	2	Terminated	<a href="https://clinicaltrials.gov/search?id=%22NCT00233207%22">https://clinicaltrials.gov/search?id=%22NCT00233207%22</a>
CHEMBL2109330	IC14	Antibody	Monocyte differentiation antigen CD14 inhibitor	Inhibitor	EFO_0000253	amyotrophic lateral sclerosis	1	Completed	<a href="https://clinicaltrials.gov/search?id=%22NCT03487263%22">https://clinicaltrials.gov/search?id=%22NCT03487263%22</a>
CHEMBL2109389	IMGATUZUMAB	Antibody	Low affinity immunoglobulin gamma Fc region receptor III-A cr Cross-linking agent	Cross-linking agent	EFO_1001951	colorectal carcinoma	2	Completed	<a href="https://clinicaltrials.gov/search?id=%22NCT01326000%22">https://clinicaltrials.gov/search?id=%22NCT01326000%22</a>
CHEMBL2109389	IMGATUZUMAB	Antibody	Low affinity immunoglobulin gamma Fc region receptor III-A cr Cross-linking agent	Cross-linking agent	EFO_0000616	neoplasm	1	Completed	<a href="https://clinicaltrials.gov/search?id=%22NCT00721266%22">https://clinicaltrials.gov/search?id=%22NCT00721266%22</a>
CHEMBL2109389	IMGATUZUMAB	Antibody	Low affinity immunoglobulin gamma Fc region receptor III-A cr Cross-linking agent	Cross-linking agent	EFO_0003060	non-small cell lung carcinoma	1	Withdrawn	<a href="https://clinicaltrials.gov/search?id=%22NCT01702714%22">https://clinicaltrials.gov/search?id=%22NCT01702714%22</a>
CHEMBL2109389	IMGATUZUMAB	Antibody	Low affinity immunoglobulin gamma Fc region receptor III-A cr Cross-linking agent	Cross-linking agent	EFO_0006859	head and neck malignant neoplasia	1	Completed	<a href="https://clinicaltrials.gov/search?id=%22NCT01046266%22">https://clinicaltrials.gov/search?id=%22NCT01046266%22</a>
CHEMBL2109334	INEBILIZUMAB	Antibody	B-lymphocyte antigen CD19 binding agent	Binding agent	EFO_0000540	immune system disease	4		<a href="http://www.whocc.no/atc_ddd_index/?code=L04AA47">http://www.whocc.no/atc_ddd_index/?code=L04AA47</a>
CHEMBL2109334	INEBILIZUMAB	Antibody	B-lymphocyte antigen CD19 binding agent	Binding agent	EFO_0004991	Myasthenia gravis	3	Recruiting	<a href="https://clinicaltrials.gov/search?id=%22NCT04524273%22">https://clinicaltrials.gov/search?id=%22NCT04524273%22</a>
CHEMBL2109334	INEBILIZUMAB	Antibody	B-lymphocyte antigen CD19 binding agent	Binding agent	MONDO_0017287	IgG4-related disease	3	Recruiting	<a href="https://clinicaltrials.gov/search?id=%22NCT04540497%22">https://clinicaltrials.gov/search?id=%22NCT04540497%22</a>
CHEMBL2109334	INEBILIZUMAB	Antibody	B-lymphocyte antigen CD19 binding agent	Binding agent	EFO_0000095	chronic lymphocytic leukemia	2	Completed	<a href="https://clinicaltrials.gov/search?id=%22NCT01466153%22">https://clinicaltrials.gov/search?id=%22NCT01466153%22</a>
CHEMBL2109334	INEBILIZUMAB	Antibody	B-lymphocyte antigen CD19 binding agent	Binding agent	EFO_0000403	diffuse large B-cell lymphoma	2	Completed	<a href="https://clinicaltrials.gov/search?id=%22NCT01453205%22">https://clinicaltrials.gov/search?id=%22NCT01453205%22</a>
CHEMBL2109334	INEBILIZUMAB	Antibody	B-lymphocyte antigen CD19 binding agent	Binding agent	EFO_0004256	neuromyelitis optica	2	Completed	<a href="https://clinicaltrials.gov/search?id=%22NCT02200770%22">https://clinicaltrials.gov/search?id=%22NCT02200770%22</a>
CHEMBL2109334	INEBILIZUMAB	Antibody	B-lymphocyte antigen CD19 binding agent	Binding agent	EFO_0007332	Japanese encephalitis	2	Not yet recruiting	<a href="https://clinicaltrials.gov/search?id=%22NCT04372615%22">https://clinicaltrials.gov/search?id=%22NCT04372615%22</a>
CHEMBL2109334	INEBILIZUMAB	Antibody	B-lymphocyte antigen CD19 binding agent	Binding agent	EFO_0000311	cancer	1	Completed	<a href="https://clinicaltrials.gov/search?id=%22NCT00983619%22">https://clinicaltrials.gov/search?id=%22NCT00983619%22</a> , <a href="https://clinicaltrials.gov/sea">https://clinicaltrials.gov/sea</a>
CHEMBL2109334	INEBILIZUMAB	Antibody	B-lymphocyte antigen CD19 binding agent	Binding agent	EFO_0000574	lymphoma	1	Completed	<a href="https://clinicaltrials.gov/search?id=%22NCT02271945%22">https://clinicaltrials.gov/search?id=%22NCT02271945%22</a>
CHEMBL2109334	INEBILIZUMAB	Antibody	B-lymphocyte antigen CD19 binding agent	Binding agent	EFO_0001642	lymphoid neoplasm	1	Completed	<a href="https://clinicaltrials.gov/search?id=%22NCT01957579%22">https://clinicaltrials.gov/search?id=%22NCT01957579%22</a>
CHEMBL2109334	INEBILIZUMAB	Antibody	B-lymphocyte antigen CD19 binding agent	Binding agent	EFO_0003885	multiple sclerosis	1	Completed	<a href="https://clinicaltrials.gov/search?id=%22NCT01585766%22">https://clinicaltrials.gov/search?id=%22NCT01585766%22</a>
CHEMBL2109334	INEBILIZUMAB	Antibody	B-lymphocyte antigen CD19 binding agent	Binding agent	EFO_1001993	scleroderma	1	Completed	<a href="https://clinicaltrials.gov/search?id=%22NCT00946699%22">https://clinicaltrials.gov/search?id=%22NCT00946699%22</a>
CHEMBL2109334	INEBILIZUMAB	Antibody	B-lymphocyte antigen CD19 binding agent	Binding agent	EFO_0001378	multiple myeloma	0	Completed	<a href="https://clinicaltrials.gov/search?id=%22NCT01861340%22">https://clinicaltrials.gov/search?id=%22NCT01861340%22</a>
CHEMBL2108508	INTERFERON ALFA-2A	Protein	Interferon alpha/beta receptor agonist	Agonist	EFO_0000220	acute lymphoblastic leukemia	3	Completed	<a href="https://clinicaltrials.gov/search?id=%22NCT00483132%22">https://clinicaltrials.gov/search?id=%22NCT00483132%22</a>

CHEMBL2108508	INTERFERON ALFA-2A	Protein	Interferon alpha/beta receptor agonist	Agonist	EFO_0000756	melanoma	3 Completed	<a href="https://clinicaltrials.gov/search?id=%22NCT00204529%22">https://clinicaltrials.gov/search?id=%22NCT00204529%22</a>
CHEMBL2108508	INTERFERON ALFA-2A	Protein	Interferon alpha/beta receptor agonist	Agonist	EFO_0003047	hepatitis C virus infection	3 Completed	<a href="https://clinicaltrials.gov/search?id=%22NCT00381953%22">https://clinicaltrials.gov/search?id=%22NCT00381953%22</a>
CHEMBL2108508	INTERFERON ALFA-2A	Protein	Interferon alpha/beta receptor agonist	Agonist	EFO_0003780	Behcet's syndrome	3 Completed	<a href="https://clinicaltrials.gov/search?id=%22NCT00167583%22">https://clinicaltrials.gov/search?id=%22NCT00167583%22</a>
CHEMBL2108508	INTERFERON ALFA-2A	Protein	Interferon alpha/beta receptor agonist	Agonist	EFO_1001156	retinal vasculitis	3 Completed	<a href="https://clinicaltrials.gov/search?id=%22NCT00167583%22">https://clinicaltrials.gov/search?id=%22NCT00167583%22</a>
CHEMBL2108508	INTERFERON ALFA-2A	Protein	Interferon alpha/beta receptor agonist	Agonist	MONDO_0002367	kidney cancer	3 Completed	<a href="https://clinicaltrials.gov/search?id=%22NCT00416429%22">https://clinicaltrials.gov/search?id=%22NCT00416429%22</a>
CHEMBL2108508	INTERFERON ALFA-2A	Protein	Interferon alpha/beta receptor agonist	Agonist	EFO_0000311	cancer	2 Terminated	<a href="https://clinicaltrials.gov/search?id=%22NCT02159482%22">https://clinicaltrials.gov/search?id=%22NCT02159482%22</a>
CHEMBL2108508	INTERFERON ALFA-2A	Protein	Interferon alpha/beta receptor agonist	Agonist	EFO_0000574	lymphoma	2 Completed	<a href="https://clinicaltrials.gov/search?id=%22NCT01404936%22">https://clinicaltrials.gov/search?id=%22NCT01404936%22</a>
CHEMBL2108508	INTERFERON ALFA-2A	Protein	Interferon alpha/beta receptor agonist	Agonist	EFO_0001378	multiple myeloma	2 Completed	<a href="https://clinicaltrials.gov/search?id=%22NCT00323505%22">https://clinicaltrials.gov/search?id=%22NCT00323505%22</a>
CHEMBL2108508	INTERFERON ALFA-2A	Protein	Interferon alpha/beta receptor agonist	Agonist	EFO_0002617	metastatic melanoma	2 Completed	<a href="https://clinicaltrials.gov/search?id=%22NCT00308607%22">https://clinicaltrials.gov/search?id=%22NCT00308607%22</a>
CHEMBL2108508	INTERFERON ALFA-2A	Protein	Interferon alpha/beta receptor agonist	Agonist	EFO_0004220	chronic hepatitis C virus infection	2 Completed	<a href="https://clinicaltrials.gov/search?id=%22NCT02340962%22">https://clinicaltrials.gov/search?id=%22NCT02340962%22</a> , <a href="https://clinicaltrials.gov/sea">https://clinicaltrials.gov/sea</a>
CHEMBL2108508	INTERFERON ALFA-2A	Protein	Interferon alpha/beta receptor agonist	Agonist	EFO_1000956	hairy cell leukemia	2 Completed	<a href="https://clinicaltrials.gov/search?id=%22NCT00001567%22">https://clinicaltrials.gov/search?id=%22NCT00001567%22</a>
CHEMBL2108508	INTERFERON ALFA-2A	Protein	Interferon alpha/beta receptor agonist	Agonist	EFO_0000676	psoriasis	1 Completed	<a href="https://clinicaltrials.gov/search?id=%22NCT02763969%22">https://clinicaltrials.gov/search?id=%22NCT02763969%22</a>
CHEMBL2108508	INTERFERON ALFA-2A	Protein	Interferon alpha/beta receptor agonist	Agonist	EFO_0000681	renal cell carcinoma	1 Completed	<a href="https://clinicaltrials.gov/search?id=%22NCT01513187%22">https://clinicaltrials.gov/search?id=%22NCT01513187%22</a>
CHEMBL2108508	INTERFERON ALFA-2A	Protein	Interferon alpha/beta receptor agonist	Agonist	EFO_0000764	HIV infection	1 Completed	<a href="https://clinicaltrials.gov/search?id=%22NCT00000967%22">https://clinicaltrials.gov/search?id=%22NCT00000967%22</a> , <a href="https://clinicaltrials.gov/sea">https://clinicaltrials.gov/sea</a>
CHEMBL1201558	INTERFERON ALFA-2B	Protein	Interferon alpha/beta receptor agonist	Agonist	EFO_0000558	Kaposi's sarcoma	4	<a href="http://www.accessdata.fda.gov/drugsatfda_docs/label/2018/103132Orig1s51991bl.pdf">http://www.accessdata.fda.gov/drugsatfda_docs/label/2018/103132Orig1s51991bl.pdf</a>
CHEMBL1201558	INTERFERON ALFA-2B	Protein	Interferon alpha/beta receptor agonist	Agonist	EFO_0000574	lymphoma	4 Terminated	<a href="https://clinicaltrials.gov/search?id=%22NCT00854581%22">https://clinicaltrials.gov/search?id=%22NCT00854581%22</a>
CHEMBL1201558	INTERFERON ALFA-2B	Protein	Interferon alpha/beta receptor agonist	Agonist	EFO_0007147	anogenital venereal wart	4	<a href="http://www.accessdata.fda.gov/drugsatfda_docs/label/2018/103132Orig1s51991bl.pdf">http://www.accessdata.fda.gov/drugsatfda_docs/label/2018/103132Orig1s51991bl.pdf</a>
CHEMBL1201558	INTERFERON ALFA-2B	Protein	Interferon alpha/beta receptor agonist	Agonist	EFO_0007306	herpangina	4 Completed	<a href="https://clinicaltrials.gov/search?id=%22NCT03266601%22">https://clinicaltrials.gov/search?id=%22NCT03266601%22</a>
CHEMBL1201558	INTERFERON ALFA-2B	Protein	Interferon alpha/beta receptor agonist	Agonist	EFO_1000956	hairy cell leukemia	4	<a href="http://www.accessdata.fda.gov/drugsatfda_docs/label/2018/103132Orig1s51991bl.pdf">http://www.accessdata.fda.gov/drugsatfda_docs/label/2018/103132Orig1s51991bl.pdf</a>
CHEMBL1201558	INTERFERON ALFA-2B	Protein	Interferon alpha/beta receptor agonist	Agonist	EFO_1001051	mycosis fungoides	4 Unknown status	<a href="https://clinicaltrials.gov/search?id=%22NCT02323659%22">https://clinicaltrials.gov/search?id=%22NCT02323659%22</a>
CHEMBL1201558	INTERFERON ALFA-2B	Protein	Interferon alpha/beta receptor agonist	Agonist	MONDO_0018906	follicular lymphoma	4	<a href="http://www.accessdata.fda.gov/drugsatfda_docs/label/2018/103132Orig1s51991bl.pdf">http://www.accessdata.fda.gov/drugsatfda_docs/label/2018/103132Orig1s51991bl.pdf</a>
CHEMBL1201558	INTERFERON ALFA-2B	Protein	Interferon alpha/beta receptor agonist	Agonist	EFO_0000764	HIV infection	3 Terminated	<a href="https://clinicaltrials.gov/search?id=%22NCT00125814%22">https://clinicaltrials.gov/search?id=%22NCT00125814%22</a>
CHEMBL1201558	INTERFERON ALFA-2B	Protein	Interferon alpha/beta receptor agonist	Agonist	EFO_0001378	multiple myeloma	3 Completed	<a href="https://clinicaltrials.gov/search?id=%22NCT00002556%22">https://clinicaltrials.gov/search?id=%22NCT00002556%22</a> , <a href="https://clinicaltrials.gov/sea">https://clinicaltrials.gov/sea</a>
CHEMBL1201558	INTERFERON ALFA-2B	Protein	Interferon alpha/beta receptor agonist	Agonist	EFO_0001422	cirrhosis of liver	3 Completed	<a href="https://clinicaltrials.gov/search?id=%22NCT00273247%22">https://clinicaltrials.gov/search?id=%22NCT00273247%22</a>
CHEMBL1201558	INTERFERON ALFA-2B	Protein	Interferon alpha/beta receptor agonist	Agonist	EFO_0009708	metastasis	3 Completed	<a href="https://clinicaltrials.gov/search?id=%22NCT00221702%22">https://clinicaltrials.gov/search?id=%22NCT00221702%22</a>
CHEMBL1201558	INTERFERON ALFA-2B	Protein	Interferon alpha/beta receptor agonist	Agonist	MONDO_0024503	digestive system neuroendocrine neo	3 Withdrawn	<a href="https://clinicaltrials.gov/search?id=%22NCT01860742%22">https://clinicaltrials.gov/search?id=%22NCT01860742%22</a>
CHEMBL1201558	INTERFERON ALFA-2B	Protein	Interferon alpha/beta receptor agonist	Agonist	EFO_0000339	chronic myelogenous leukemia	2 Recruiting	<a href="https://clinicaltrials.gov/search?id=%22NCT02001818%22">https://clinicaltrials.gov/search?id=%22NCT02001818%22</a>
CHEMBL1201558	INTERFERON ALFA-2B	Protein	Interferon alpha/beta receptor agonist	Agonist	EFO_0000349	clear cell renal carcinoma	2 Completed	<a href="https://clinicaltrials.gov/search?id=%22NCT00101114%22">https://clinicaltrials.gov/search?id=%22NCT00101114%22</a> , <a href="https://clinicaltrials.gov/sea">https://clinicaltrials.gov/sea</a>
CHEMBL1201558	INTERFERON ALFA-2B	Protein	Interferon alpha/beta receptor agonist	Agonist	EFO_0000673	prostate adenocarcinoma	2 Recruiting	<a href="https://clinicaltrials.gov/search?id=%22NCT03899987%22">https://clinicaltrials.gov/search?id=%22NCT03899987%22</a>
CHEMBL1201558	INTERFERON ALFA-2B	Protein	Interferon alpha/beta receptor agonist	Agonist	EFO_0000681	renal cell carcinoma	2 Unknown status	<a href="https://clinicaltrials.gov/search?id=%22NCT01274273%22">https://clinicaltrials.gov/search?id=%22NCT01274273%22</a>
CHEMBL1201558	INTERFERON ALFA-2B	Protein	Interferon alpha/beta receptor agonist	Agonist	EFO_0001668	human papilloma virus infection	2 Unknown status	<a href="https://clinicaltrials.gov/search?id=%22NCT02801383%22">https://clinicaltrials.gov/search?id=%22NCT02801383%22</a> , <a href="https://clinicaltrials.gov/sea">https://clinicaltrials.gov/sea</a>
CHEMBL1201558	INTERFERON ALFA-2B	Protein	Interferon alpha/beta receptor agonist	Agonist	EFO_0002618	pancreatic carcinoma	2 Completed	<a href="https://clinicaltrials.gov/search?id=%22NCT00059826%22">https://clinicaltrials.gov/search?id=%22NCT00059826%22</a>



CHEMBL1201558	INTERFERON ALFA-2B	Protein	Interferon alpha/beta receptor agonist	Agonist	EFO_0004239	chronic hepatitis B virus infection	2 Completed	<a href="https://clinicaltrials.gov/search?id=%22NCT00275938%22">https://clinicaltrials.gov/search?id=%22NCT00275938%22</a>
CHEMBL1201558	INTERFERON ALFA-2B	Protein	Interferon alpha/beta receptor agonist	Agonist	MONDO_0000544	mucosal melanoma	2 Active, not recruiting	<a href="https://clinicaltrials.gov/search?id=%22NCT03178123%22">https://clinicaltrials.gov/search?id=%22NCT03178123%22</a>
CHEMBL1201558	INTERFERON ALFA-2B	Protein	Interferon alpha/beta receptor agonist	Agonist	MONDO_0002367	kidney cancer	2 Withdrawn	<a href="https://clinicaltrials.gov/search?id=%22NCT00293527%22">https://clinicaltrials.gov/search?id=%22NCT00293527%22</a>
CHEMBL1201558	INTERFERON ALFA-2B	Protein	Interferon alpha/beta receptor agonist	Agonist	MONDO_0002691	liver cancer	2 Unknown status	<a href="https://clinicaltrials.gov/search?id=%22NCT00471484%22">https://clinicaltrials.gov/search?id=%22NCT00471484%22</a>
CHEMBL1201558	INTERFERON ALFA-2B	Protein	Interferon alpha/beta receptor agonist	Agonist	MONDO_0008315	prostate cancer	2 Terminated	<a href="https://clinicaltrials.gov/search?id=%22NCT00176527%22">https://clinicaltrials.gov/search?id=%22NCT00176527%22</a>
CHEMBL1201558	INTERFERON ALFA-2B	Protein	Interferon alpha/beta receptor agonist	Agonist	MONDO_0019471	adult T-cell leukemia/lymphoma	2 Recruiting	<a href="https://clinicaltrials.gov/search?id=%22NCT02737046%22">https://clinicaltrials.gov/search?id=%22NCT02737046%22</a>
CHEMBL1201558	INTERFERON ALFA-2B	Protein	Interferon alpha/beta receptor agonist	Agonist	EFO_0000182	hepatocellular carcinoma	1 Completed	<a href="https://clinicaltrials.gov/search?id=%22NCT00234182%22">https://clinicaltrials.gov/search?id=%22NCT00234182%22</a>
CHEMBL1201558	INTERFERON ALFA-2B	Protein	Interferon alpha/beta receptor agonist	Agonist	EFO_0000311	cancer	1 Terminated	<a href="https://clinicaltrials.gov/search?id=%22NCT00311558%22">https://clinicaltrials.gov/search?id=%22NCT00311558%22</a>
CHEMBL1201558	INTERFERON ALFA-2B	Protein	Interferon alpha/beta receptor agonist	Agonist	EFO_0000389	cutaneous melanoma	1 Completed	<a href="https://clinicaltrials.gov/search?id=%22NCT00398450%22">https://clinicaltrials.gov/search?id=%22NCT00398450%22</a>
CHEMBL1201558	INTERFERON ALFA-2B	Protein	Interferon alpha/beta receptor agonist	Agonist	EFO_0000616	neoplasm	1 Completed	<a href="https://clinicaltrials.gov/search?id=%22NCT00908869%22">https://clinicaltrials.gov/search?id=%22NCT00908869%22</a> , <a href="https://clinicaltrials.gov/sea">https://clinicaltrials.gov/sea</a>
CHEMBL1201558	INTERFERON ALFA-2B	Protein	Interferon alpha/beta receptor agonist	Agonist	EFO_0000756	melanoma	1 Terminated	<a href="https://clinicaltrials.gov/search?id=%22NCT01409174%22">https://clinicaltrials.gov/search?id=%22NCT01409174%22</a>
CHEMBL1201558	INTERFERON ALFA-2B	Protein	Interferon alpha/beta receptor agonist	Agonist	EFO_0003047	hepatitis C virus infection	1 Completed	<a href="https://clinicaltrials.gov/search?id=%22NCT01217359%22">https://clinicaltrials.gov/search?id=%22NCT01217359%22</a> , <a href="https://clinicaltrials.gov/sea">https://clinicaltrials.gov/sea</a>
CHEMBL1201558	INTERFERON ALFA-2B	Protein	Interferon alpha/beta receptor agonist	Agonist	EFO_0003869	breast neoplasm	1 Completed	<a href="https://clinicaltrials.gov/search?id=%22NCT03066947%22">https://clinicaltrials.gov/search?id=%22NCT03066947%22</a>
CHEMBL1201558	INTERFERON ALFA-2B	Protein	Interferon alpha/beta receptor agonist	Agonist	EFO_0004197	hepatitis B virus infection	1 Completed	<a href="https://clinicaltrials.gov/search?id=%22NCT03294798%22">https://clinicaltrials.gov/search?id=%22NCT03294798%22</a>
CHEMBL1201558	INTERFERON ALFA-2B	Protein	Interferon alpha/beta receptor agonist	Agonist	EFO_0004220	chronic hepatitis C virus infection	1 Completed	<a href="https://clinicaltrials.gov/search?id=%22NCT01194037%22">https://clinicaltrials.gov/search?id=%22NCT01194037%22</a> , <a href="https://clinicaltrials.gov/sea">https://clinicaltrials.gov/sea</a>
CHEMBL1201558	INTERFERON ALFA-2B	Protein	Interferon alpha/beta receptor agonist	Agonist	MONDO_0004658	breast carcinoma in situ	1 Recruiting	<a href="https://clinicaltrials.gov/search?id=%22NCT04081389%22">https://clinicaltrials.gov/search?id=%22NCT04081389%22</a>
CHEMBL1201558	INTERFERON ALFA-2B	Protein	Interferon alpha/beta receptor agonist	Agonist	MONDO_0008170	ovarian cancer	1 Completed	<a href="https://clinicaltrials.gov/search?id=%22NCT01639885%22">https://clinicaltrials.gov/search?id=%22NCT01639885%22</a> , <a href="https://clinicaltrials.gov/sea">https://clinicaltrials.gov/sea</a>
CHEMBL1201558	INTERFERON ALFA-2B	Protein	Interferon alpha/beta receptor agonist	Agonist	MONDO_0044881	hematopoietic and lymphoid cell neop	1 Recruiting	<a href="https://clinicaltrials.gov/search?id=%22NCT04379518%22">https://clinicaltrials.gov/search?id=%22NCT04379518%22</a>
CHEMBL1201558	INTERFERON ALFA-2B	Protein	Interferon alpha/beta receptor agonist	Agonist	EFO_0000565	leukemia	0 Completed	<a href="https://clinicaltrials.gov/search?id=%22NCT02331706%22">https://clinicaltrials.gov/search?id=%22NCT02331706%22</a>
CHEMBL1201558	INTERFERON ALFA-2B	Protein	Interferon alpha/beta receptor agonist	Agonist	MONDO_0007254	breast cancer	0 Active, not recruiting	<a href="https://clinicaltrials.gov/search?id=%22NCT03599453%22">https://clinicaltrials.gov/search?id=%22NCT03599453%22</a>
CHEMBL1201558	INTERFERON ALFA-2B	Protein	Interferon alpha/beta receptor agonist	Agonist	MONDO_0100096	COVID-19	0 Not yet recruiting	<a href="https://clinicaltrials.gov/search?id=%22NCT04293887%22">https://clinicaltrials.gov/search?id=%22NCT04293887%22</a>
CHEMBL2109047	INTERFERON ALFA-N3	Protein	Interferon alpha/beta receptor agonist	Agonist	EFO_0000694	severe acute respiratory syndrome	2 Completed	<a href="https://clinicaltrials.gov/search?id=%22NCT00215826%22">https://clinicaltrials.gov/search?id=%22NCT00215826%22</a>
CHEMBL2109047	INTERFERON ALFA-N3	Protein	Interferon alpha/beta receptor agonist	Agonist	EFO_0000764	HIV infection	1 Completed	<a href="https://clinicaltrials.gov/search?id=%22NCT00002078%22">https://clinicaltrials.gov/search?id=%22NCT00002078%22</a>
CHEMBL1201557	INTERFERON ALFA-CON-1	Protein	Interferon alpha/beta receptor agonist	Agonist	EFO_0003047	hepatitis C virus infection	3 Completed	<a href="https://clinicaltrials.gov/search?id=%22NCT00239252%22">https://clinicaltrials.gov/search?id=%22NCT00239252%22</a>
CHEMBL1201557	INTERFERON ALFA-CON-1	Protein	Interferon alpha/beta receptor agonist	Agonist	EFO_0004220	chronic hepatitis C virus infection	3 Completed	<a href="https://clinicaltrials.gov/search?id=%22NCT00162734%22">https://clinicaltrials.gov/search?id=%22NCT00162734%22</a> , <a href="https://clinicaltrials.gov/sea">https://clinicaltrials.gov/sea</a>
CHEMBL1201557	INTERFERON ALFA-CON-1	Protein	Interferon alpha/beta receptor agonist	Agonist	EFO_0007328	influenza	1 Unknown status	<a href="https://clinicaltrials.gov/search?id=%22NCT01227798%22">https://clinicaltrials.gov/search?id=%22NCT01227798%22</a>
CHEMBL1201562	INTERFERON BETA-1A	Protein	Interferon alpha/beta receptor agonist	Agonist	EFO_0003106	pneumonia	4 Recruiting	<a href="https://clinicaltrials.gov/search?id=%22NCT02735707%22">https://clinicaltrials.gov/search?id=%22NCT02735707%22</a>
CHEMBL1201562	INTERFERON BETA-1A	Protein	Interferon alpha/beta receptor agonist	Agonist	EFO_0007328	influenza	4 Recruiting	<a href="https://clinicaltrials.gov/search?id=%22NCT02735707%22">https://clinicaltrials.gov/search?id=%22NCT02735707%22</a>
CHEMBL1201562	INTERFERON BETA-1A	Protein	Interferon alpha/beta receptor agonist	Agonist	EFO_0003047	hepatitis C virus infection	3 Completed	<a href="https://clinicaltrials.gov/search?id=%22NCT00249860%22">https://clinicaltrials.gov/search?id=%22NCT00249860%22</a>
CHEMBL1201562	INTERFERON BETA-1A	Protein	Interferon alpha/beta receptor agonist	Agonist	MONDO_0100130	adult acute respiratory distress syndro	3 Terminated	<a href="https://clinicaltrials.gov/search?id=%22NCT02622724%22">https://clinicaltrials.gov/search?id=%22NCT02622724%22</a>
CHEMBL1201562	INTERFERON BETA-1A	Protein	Interferon alpha/beta receptor agonist	Agonist	EFO_0000249	Alzheimer's disease	2 Completed	<a href="https://clinicaltrials.gov/search?id=%22NCT01075763%22">https://clinicaltrials.gov/search?id=%22NCT01075763%22</a>
CHEMBL1201562	INTERFERON BETA-1A	Protein	Interferon alpha/beta receptor agonist	Agonist	EFO_0000270	asthma	2 Completed	<a href="https://clinicaltrials.gov/search?id=%22NCT01126177%22">https://clinicaltrials.gov/search?id=%22NCT01126177%22</a> , <a href="https://clinicaltrials.gov/sea">https://clinicaltrials.gov/sea</a>

CHEMBL1201562	INTERFERON BETA-1A	Protein	Interferon alpha/beta receptor agonist	Agonist	EFO_0000341	chronic obstructive pulmonary disease	2 Recruiting	<a href="https://clinicaltrials.gov/search?id=%22NCT03570359%22">https://clinicaltrials.gov/search?id=%22NCT03570359%22</a>
CHEMBL1201562	INTERFERON BETA-1A	Protein	Interferon alpha/beta receptor agonist	Agonist	EFO_0000384	Crohn's disease	2 Terminated	<a href="https://clinicaltrials.gov/search?id=%22NCT00304252%22">https://clinicaltrials.gov/search?id=%22NCT00304252%22</a>
CHEMBL1201562	INTERFERON BETA-1A	Protein	Interferon alpha/beta receptor agonist	Agonist	EFO_0000729	ulcerative colitis	2 Completed	<a href="https://clinicaltrials.gov/search?id=%22NCT00048347%22">https://clinicaltrials.gov/search?id=%22NCT00048347%22</a> , <a href="https://clinicaltrials.gov/sea">https://clinicaltrials.gov/sea</a>
CHEMBL1201562	INTERFERON BETA-1A	Protein	Interferon alpha/beta receptor agonist	Agonist	EFO_1000868	chronic inflammatory demyelinating p	2 Completed	<a href="https://clinicaltrials.gov/search?id=%22NCT00099489%22">https://clinicaltrials.gov/search?id=%22NCT00099489%22</a>
CHEMBL1201562	INTERFERON BETA-1A	Protein	Interferon alpha/beta receptor agonist	Agonist	EFO_1001373	Multiple Organ Failure	2 Terminated	<a href="https://clinicaltrials.gov/search?id=%22NCT03119701%22">https://clinicaltrials.gov/search?id=%22NCT03119701%22</a>
CHEMBL1201562	INTERFERON BETA-1A	Protein	Interferon alpha/beta receptor agonist	Agonist	MONDO_0100096	COVID-19	2 Active, not recruiting	<a href="https://clinicaltrials.gov/search?id=%22NCT04385095%22">https://clinicaltrials.gov/search?id=%22NCT04385095%22</a>
CHEMBL1201562	INTERFERON BETA-1A	Protein	Interferon alpha/beta receptor agonist	Agonist	EFO_0000712	stroke	1 Completed	<a href="https://clinicaltrials.gov/search?id=%22NCT00097318%22">https://clinicaltrials.gov/search?id=%22NCT00097318%22</a>
CHEMBL1201562	INTERFERON BETA-1A	Protein	Interferon alpha/beta receptor agonist	Agonist	EFO_0003929	relapsing-remitting multiple sclerosis	1 Unknown status	<a href="https://clinicaltrials.gov/search?id=%22NCT02364986%22">https://clinicaltrials.gov/search?id=%22NCT02364986%22</a>
CHEMBL1201562	INTERFERON BETA-1A	Protein	Interferon alpha/beta receptor agonist	Agonist	EFO_0003885	multiple sclerosis	0 Completed	<a href="https://clinicaltrials.gov/search?id=%22NCT00618527%22">https://clinicaltrials.gov/search?id=%22NCT00618527%22</a>
CHEMBL1201563	INTERFERON BETA-1B	Protein	Interferon alpha/beta receptor agonist	Agonist	EFO_0000764	HIV infection	3 Completed	<a href="https://clinicaltrials.gov/search?id=%22NCT00002238%22">https://clinicaltrials.gov/search?id=%22NCT00002238%22</a>
CHEMBL1201563	INTERFERON BETA-1B	Protein	Interferon alpha/beta receptor agonist	Agonist	EFO_0000318	cardiomyopathy	2 Completed	<a href="https://clinicaltrials.gov/search?id=%22NCT00185250%22">https://clinicaltrials.gov/search?id=%22NCT00185250%22</a>
CHEMBL1201563	INTERFERON BETA-1B	Protein	Interferon alpha/beta receptor agonist	Agonist	EFO_0003929	relapsing-remitting multiple sclerosis	2 Recruiting	<a href="https://clinicaltrials.gov/search?id=%22NCT03133403%22">https://clinicaltrials.gov/search?id=%22NCT03133403%22</a>
CHEMBL1201563	INTERFERON BETA-1B	Protein	Interferon alpha/beta receptor agonist	Agonist	MONDO_0100096	COVID-19	2 Completed	<a href="https://clinicaltrials.gov/search?id=%22NCT04343768%22">https://clinicaltrials.gov/search?id=%22NCT04343768%22</a> , <a href="https://clinicaltrials.gov/sea">https://clinicaltrials.gov/sea</a>
CHEMBL1201563	INTERFERON BETA-1B	Protein	Interferon alpha/beta receptor agonist	Agonist	MONDO_0100116	Middle East respiratory syndrome	2 Completed	<a href="https://clinicaltrials.gov/search?id=%22NCT02845843%22">https://clinicaltrials.gov/search?id=%22NCT02845843%22</a>
CHEMBL1201563	INTERFERON BETA-1B	Protein	Interferon alpha/beta receptor agonist	Agonist	EFO_0003885	multiple sclerosis	1 Completed	<a href="https://clinicaltrials.gov/search?id=%22NCT02474134%22">https://clinicaltrials.gov/search?id=%22NCT02474134%22</a>
CHEMBL3545131	ISATUXIMAB	Antibody	Lymphocyte differentiation antigen CD38 inhibitor	Inhibitor	EFO_0000203	monoclonal gammopathy	2 Not yet recruiting	<a href="https://clinicaltrials.gov/search?id=%22NCT04614558%22">https://clinicaltrials.gov/search?id=%22NCT04614558%22</a>
CHEMBL3545131	ISATUXIMAB	Antibody	Lymphocyte differentiation antigen CD38 inhibitor	Inhibitor	EFO_0000220	acute lymphoblastic leukemia	2 Recruiting	<a href="https://clinicaltrials.gov/search?id=%22NCT03860844%22">https://clinicaltrials.gov/search?id=%22NCT03860844%22</a>
CHEMBL3545131	ISATUXIMAB	Antibody	Lymphocyte differentiation antigen CD38 inhibitor	Inhibitor	EFO_0000222	acute myeloid leukemia	2 Recruiting	<a href="https://clinicaltrials.gov/search?id=%22NCT03860844%22">https://clinicaltrials.gov/search?id=%22NCT03860844%22</a>
CHEMBL3545131	ISATUXIMAB	Antibody	Lymphocyte differentiation antigen CD38 inhibitor	Inhibitor	EFO_0003073	asymptomatic myeloma	2 Recruiting	<a href="https://clinicaltrials.gov/search?id=%22NCT02960555%22">https://clinicaltrials.gov/search?id=%22NCT02960555%22</a>
CHEMBL3545131	ISATUXIMAB	Antibody	Lymphocyte differentiation antigen CD38 inhibitor	Inhibitor	EFO_0005592	T-cell leukemia	2 Terminated	<a href="https://clinicaltrials.gov/search?id=%22NCT02999633%22">https://clinicaltrials.gov/search?id=%22NCT02999633%22</a>
CHEMBL3545131	ISATUXIMAB	Antibody	Lymphocyte differentiation antigen CD38 inhibitor	Inhibitor	MONDO_0044917	T-lymphoblastic lymphoma	2 Terminated	<a href="https://clinicaltrials.gov/search?id=%22NCT02999633%22">https://clinicaltrials.gov/search?id=%22NCT02999633%22</a>
CHEMBL3545131	ISATUXIMAB	Antibody	Lymphocyte differentiation antigen CD38 inhibitor	Inhibitor	EFO_0000540	immune system disease	1 Recruiting	<a href="https://clinicaltrials.gov/search?id=%22NCT04294459%22">https://clinicaltrials.gov/search?id=%22NCT04294459%22</a>
CHEMBL3545131	ISATUXIMAB	Antibody	Lymphocyte differentiation antigen CD38 inhibitor	Inhibitor	EFO_0000574	lymphoma	1 Active, not recruiting	<a href="https://clinicaltrials.gov/search?id=%22NCT03769181%22">https://clinicaltrials.gov/search?id=%22NCT03769181%22</a>
CHEMBL3545131	ISATUXIMAB	Antibody	Lymphocyte differentiation antigen CD38 inhibitor	Inhibitor	EFO_0000616	neoplasm	1 Active, not recruiting	<a href="https://clinicaltrials.gov/search?id=%22NCT03637764%22">https://clinicaltrials.gov/search?id=%22NCT03637764%22</a>
CHEMBL3545131	ISATUXIMAB	Antibody	Lymphocyte differentiation antigen CD38 inhibitor	Inhibitor	EFO_0001378	multiple myeloma	1 Active, not recruiting	<a href="https://clinicaltrials.gov/search?id=%22NCT02514668%22">https://clinicaltrials.gov/search?id=%22NCT02514668%22</a> , <a href="https://clinicaltrials.gov/sea">https://clinicaltrials.gov/sea</a>
CHEMBL3545131	ISATUXIMAB	Antibody	Lymphocyte differentiation antigen CD38 inhibitor	Inhibitor	EFO_0001642	lymphoid neoplasm	1 Active, not recruiting	<a href="https://clinicaltrials.gov/search?id=%22NCT01084252%22">https://clinicaltrials.gov/search?id=%22NCT01084252%22</a>
CHEMBL3545131	ISATUXIMAB	Antibody	Lymphocyte differentiation antigen CD38 inhibitor	Inhibitor	EFO_1001264	Anemia, Hemolytic, Autoimmune	1 Recruiting	<a href="https://clinicaltrials.gov/search?id=%22NCT04661033%22">https://clinicaltrials.gov/search?id=%22NCT04661033%22</a>
CHEMBL3545131	ISATUXIMAB	Antibody	Lymphocyte differentiation antigen CD38 inhibitor	Inhibitor	EFO_1001951	colorectal carcinoma	1 Recruiting	<a href="https://clinicaltrials.gov/search?id=%22NCT03555149%22">https://clinicaltrials.gov/search?id=%22NCT03555149%22</a>
CHEMBL3545131	ISATUXIMAB	Antibody	Lymphocyte differentiation antigen CD38 inhibitor	Inhibitor	Orphanet_85443	AL amyloidosis	1 Recruiting	<a href="https://clinicaltrials.gov/search?id=%22NCT04754945%22">https://clinicaltrials.gov/search?id=%22NCT04754945%22</a>
CHEMBL2109348	LF6-R603	Antibody	B-lymphocyte antigen CD20 binding agent	Binding agent	EFO_0000095	chronic lymphocytic leukemia	1 Completed	<a href="https://clinicaltrials.gov/search?id=%22NCT01098188%22">https://clinicaltrials.gov/search?id=%22NCT01098188%22</a>
CHEMBL2109150	LINTUZUMAB	Antibody	Myeloid cell surface antigen CD33 other	Other	MONDO_0001475	neutropenia	2 Completed	<a href="https://clinicaltrials.gov/search?id=%22NCT00002800%22">https://clinicaltrials.gov/search?id=%22NCT00002800%22</a>
CHEMBL2109150	LINTUZUMAB	Antibody	Myeloid cell surface antigen CD33 other	Other	EFO_0000198	myelodysplastic syndrome	1 Completed	<a href="https://clinicaltrials.gov/search?id=%22NCT00502112%22">https://clinicaltrials.gov/search?id=%22NCT00502112%22</a> , <a href="https://clinicaltrials.gov/sea">https://clinicaltrials.gov/sea</a>

CHEMBL2109150	LINTUZUMAB	Antibody	Myeloid cell surface antigen CD33 other	Other	EFO_0000222	acute myeloid leukemia	1	Not yet recruiting	<a href="https://clinicaltrials.gov/search?id=%22NCT03932318%22">https://clinicaltrials.gov/search?id=%22NCT03932318%22</a>
CHEMBL2109150	LINTUZUMAB	Antibody	Myeloid cell surface antigen CD33 other	Other	EFO_0000565	leukemia	1	Active, not recruiting	<a href="https://clinicaltrials.gov/search?id=%22NCT01756677%22">https://clinicaltrials.gov/search?id=%22NCT01756677%22</a>
CHEMBL2109150	LINTUZUMAB	Antibody	Myeloid cell surface antigen CD33 other	Other	EFO_0001378	multiple myeloma	1	Active, not recruiting	<a href="https://clinicaltrials.gov/search?id=%22NCT02998047%22">https://clinicaltrials.gov/search?id=%22NCT02998047%22</a>
CHEMBL2109150	LINTUZUMAB	Antibody	Myeloid cell surface antigen CD33 other	Other	EFO_1001779	chronic myelomonocytic leukemia	1	Completed	<a href="https://clinicaltrials.gov/search?id=%22NCT00283114%22">https://clinicaltrials.gov/search?id=%22NCT00283114%22</a>
CHEMBL4297236	LISOCABTAGENE MARALEUCCEL	Gene	B-lymphocyte antigen CD19 binding agent	Binding agent	EFO_0005952	non-Hodgkins lymphoma	2	Recruiting	<a href="https://clinicaltrials.gov/search?id=%22NCT03484702%22">https://clinicaltrials.gov/search?id=%22NCT03484702%22</a> , <a href="https://clinicaltrials.gov/sea">https://clinicaltrials.gov/sea</a>
CHEMBL4297236	LISOCABTAGENE MARALEUCCEL	Gene	B-lymphocyte antigen CD19 binding agent	Binding agent	EFO_0000095	chronic lymphocytic leukemia	1	Recruiting	<a href="https://clinicaltrials.gov/search?id=%22NCT03331198%22">https://clinicaltrials.gov/search?id=%22NCT03331198%22</a>
CHEMBL4297236	LISOCABTAGENE MARALEUCCEL	Gene	B-lymphocyte antigen CD19 binding agent	Binding agent	EFO_0000220	acute lymphoblastic leukemia	1	Recruiting	<a href="https://clinicaltrials.gov/search?id=%22NCT03743246%22">https://clinicaltrials.gov/search?id=%22NCT03743246%22</a>
CHEMBL4297236	LISOCABTAGENE MARALEUCCEL	Gene	B-lymphocyte antigen CD19 binding agent	Binding agent	EFO_0000403	diffuse large B-cell lymphoma	1	Recruiting	<a href="https://clinicaltrials.gov/search?id=%22NCT02631044%22">https://clinicaltrials.gov/search?id=%22NCT02631044%22</a> , <a href="https://clinicaltrials.gov/sea">https://clinicaltrials.gov/sea</a>
CHEMBL4297236	LISOCABTAGENE MARALEUCCEL	Gene	B-lymphocyte antigen CD19 binding agent	Binding agent	EFO_1001469	Mantle cell lymphoma	1	Recruiting	<a href="https://clinicaltrials.gov/search?id=%22NCT02631044%22">https://clinicaltrials.gov/search?id=%22NCT02631044%22</a> , <a href="https://clinicaltrials.gov/sea">https://clinicaltrials.gov/sea</a>
CHEMBL4297236	LISOCABTAGENE MARALEUCCEL	Gene	B-lymphocyte antigen CD19 binding agent	Binding agent	MONDO_0018906	follicular lymphoma	1	Recruiting	<a href="https://clinicaltrials.gov/search?id=%22NCT02631044%22">https://clinicaltrials.gov/search?id=%22NCT02631044%22</a> , <a href="https://clinicaltrials.gov/sea">https://clinicaltrials.gov/sea</a>
CHEMBL4297778	LONCASTUXIMAB TESIRINE	Antibody	B-lymphocyte antigen CD19 binding agent	Binding agent	EFO_1001938	B-cell non-Hodgkins lymphoma	4		<a href="http://www.accessdata.fda.gov/drugsatfda_docs/label/2021/761196s000lbl.pdf">http://www.accessdata.fda.gov/drugsatfda_docs/label/2021/761196s000lbl.pdf</a>
CHEMBL4297778	LONCASTUXIMAB TESIRINE	Antibody	B-lymphocyte antigen CD19 binding agent	Binding agent	MONDO_0018906	follicular lymphoma	2	Recruiting	<a href="https://clinicaltrials.gov/search?id=%22NCT04699461%22">https://clinicaltrials.gov/search?id=%22NCT04699461%22</a>
CHEMBL4297778	LONCASTUXIMAB TESIRINE	Antibody	B-lymphocyte antigen CD19 binding agent	Binding agent	EFO_0000096	neoplasm of mature B-cells	1	Not yet recruiting	<a href="https://clinicaltrials.gov/search?id=%22NCT04970901%22">https://clinicaltrials.gov/search?id=%22NCT04970901%22</a>
CHEMBL4297778	LONCASTUXIMAB TESIRINE	Antibody	B-lymphocyte antigen CD19 binding agent	Binding agent	EFO_0000220	acute lymphoblastic leukemia	1	Terminated	<a href="https://clinicaltrials.gov/search?id=%22NCT02669264%22">https://clinicaltrials.gov/search?id=%22NCT02669264%22</a>
CHEMBL4297778	LONCASTUXIMAB TESIRINE	Antibody	B-lymphocyte antigen CD19 binding agent	Binding agent	EFO_0000403	diffuse large B-cell lymphoma	1	Not yet recruiting	<a href="https://clinicaltrials.gov/search?id=%22NCT04974996%22">https://clinicaltrials.gov/search?id=%22NCT04974996%22</a>
CHEMBL4594518	LUTIKIZUMAB	Antibody	Interleukin-1 beta inhibitor	Inhibitor	EFO_1000789	osteoarthritis, hand	2	Completed	<a href="https://clinicaltrials.gov/search?id=%22NCT02384538%22">https://clinicaltrials.gov/search?id=%22NCT02384538%22</a>
CHEMBL4594518	LUTIKIZUMAB	Antibody	Interleukin-1 beta inhibitor	Inhibitor	EFO_0002506	osteoarthritis	1	Completed	<a href="https://clinicaltrials.gov/search?id=%22NCT01668511%22">https://clinicaltrials.gov/search?id=%22NCT01668511%22</a>
CHEMBL2109447	LYM-1	Antibody	HLA class II histocompatibility antigen, DRB1-10 beta chain other	Other	EFO_0000574	lymphoma	1	Unknown status	<a href="https://clinicaltrials.gov/search?id=%22NCT00009776%22">https://clinicaltrials.gov/search?id=%22NCT00009776%22</a> , <a href="https://clinicaltrials.gov/sea">https://clinicaltrials.gov/sea</a>
CHEMBL2109267	M195	Antibody	Myeloid cell surface antigen CD33 other	Other	EFO_0000198	myelodysplastic syndrome	1	Completed	<a href="https://clinicaltrials.gov/search?id=%22NCT00014495%22">https://clinicaltrials.gov/search?id=%22NCT00014495%22</a> , <a href="https://clinicaltrials.gov/sea">https://clinicaltrials.gov/sea</a>
CHEMBL2109267	M195	Antibody	Myeloid cell surface antigen CD33 other	Other	EFO_0000565	leukemia	1	Completed	<a href="https://clinicaltrials.gov/search?id=%22NCT00014495%22">https://clinicaltrials.gov/search?id=%22NCT00014495%22</a> , <a href="https://clinicaltrials.gov/sea">https://clinicaltrials.gov/sea</a>
CHEMBL2109267	M195	Antibody	Myeloid cell surface antigen CD33 other	Other	EFO_0004251	myeloproliferative disorder	1	Completed	<a href="https://clinicaltrials.gov/search?id=%22NCT00014495%22">https://clinicaltrials.gov/search?id=%22NCT00014495%22</a> , <a href="https://clinicaltrials.gov/sea">https://clinicaltrials.gov/sea</a>
CHEMBL2109337	MDX-1342	Antibody	B-lymphocyte antigen CD19 binding agent	Binding agent	EFO_0000095	chronic lymphocytic leukemia	1	Completed	<a href="https://clinicaltrials.gov/search?id=%22NCT00593944%22">https://clinicaltrials.gov/search?id=%22NCT00593944%22</a>
CHEMBL2109337	MDX-1342	Antibody	B-lymphocyte antigen CD19 binding agent	Binding agent	EFO_0000685	rheumatoid arthritis	1	Completed	<a href="https://clinicaltrials.gov/search?id=%22NCT00639834%22">https://clinicaltrials.gov/search?id=%22NCT00639834%22</a>
CHEMBL2109391	MDX-447	Antibody	High affinity immunoglobulin gamma Fc receptor I cross-linking agent	Cross-linking agent	EFO_1000158	Central Nervous System Neoplasm	1	Completed	<a href="https://clinicaltrials.gov/search?id=%22NCT00005813%22">https://clinicaltrials.gov/search?id=%22NCT00005813%22</a>
CHEMBL4297833	MEZAGITAMAB	Antibody	Lymphocyte differentiation antigen CD38 binding agent	Binding agent	EFO_0004991	Myasthenia gravis	2	Recruiting	<a href="https://clinicaltrials.gov/search?id=%22NCT04159805%22">https://clinicaltrials.gov/search?id=%22NCT04159805%22</a>
CHEMBL4297833	MEZAGITAMAB	Antibody	Lymphocyte differentiation antigen CD38 binding agent	Binding agent	EFO_0007160	autoimmune thrombocytopenic purpura	2	Recruiting	<a href="https://clinicaltrials.gov/search?id=%22NCT04278924%22">https://clinicaltrials.gov/search?id=%22NCT04278924%22</a>
CHEMBL4297833	MEZAGITAMAB	Antibody	Lymphocyte differentiation antigen CD38 binding agent	Binding agent	EFO_0001378	multiple myeloma	1	Recruiting	<a href="https://clinicaltrials.gov/search?id=%22NCT04776018%22">https://clinicaltrials.gov/search?id=%22NCT04776018%22</a>
CHEMBL4297833	MEZAGITAMAB	Antibody	Lymphocyte differentiation antigen CD38 binding agent	Binding agent	EFO_0002690	systemic lupus erythematosus	1	Recruiting	<a href="https://clinicaltrials.gov/search?id=%22NCT03724916%22">https://clinicaltrials.gov/search?id=%22NCT03724916%22</a>
CHEMBL4297833	MEZAGITAMAB	Antibody	Lymphocyte differentiation antigen CD38 binding agent	Binding agent	EFO_0005140	autoimmune disease	1	Completed	<a href="https://clinicaltrials.gov/search?id=%22NCT02219256%22">https://clinicaltrials.gov/search?id=%22NCT02219256%22</a>
CHEMBL4297789	MT-3724	Unknown	B-lymphocyte antigen CD20 binding agent	Binding agent	EFO_0005952	non-Hodgkins lymphoma	2	Terminated	<a href="https://clinicaltrials.gov/search?id=%22NCT03645395%22">https://clinicaltrials.gov/search?id=%22NCT03645395%22</a>
CHEMBL4297789	MT-3724	Unknown	B-lymphocyte antigen CD20 binding agent	Binding agent	EFO_0000095	chronic lymphocytic leukemia	1	Active, not recruiting	<a href="https://clinicaltrials.gov/search?id=%22NCT02361346%22">https://clinicaltrials.gov/search?id=%22NCT02361346%22</a>
CHEMBL4297789	MT-3724	Unknown	B-lymphocyte antigen CD20 binding agent	Binding agent	EFO_0000403	diffuse large B-cell lymphoma	1	Active, not recruiting	<a href="https://clinicaltrials.gov/search?id=%22NCT02361346%22">https://clinicaltrials.gov/search?id=%22NCT02361346%22</a>

CHEMBL4297789	MT-3724	Unknown	B-lymphocyte antigen CD20 binding agent	Binding agent	EFO_0004289	lymphoid leukemia	1	Withdrawn	<a href="https://clinicaltrials.gov/search?id=%22NCT02556346%22">https://clinicaltrials.gov/search?id=%22NCT02556346%22</a>
CHEMBL1743048	OBINUTUZUMAB	Antibody	B-lymphocyte antigen CD20 binding agent	Binding agent	EFO_0002690	systemic lupus erythematosus	3	Not yet recruiting	<a href="https://clinicaltrials.gov/search?id=%22NCT04963296%22">https://clinicaltrials.gov/search?id=%22NCT04963296%22</a>
CHEMBL1743048	OBINUTUZUMAB	Antibody	B-lymphocyte antigen CD20 binding agent	Binding agent	EFO_0003086	kidney disease	3	Recruiting	<a href="https://clinicaltrials.gov/search?id=%22NCT04629248%22">https://clinicaltrials.gov/search?id=%22NCT04629248%22</a>
CHEMBL1743048	OBINUTUZUMAB	Antibody	B-lymphocyte antigen CD20 binding agent	Binding agent	EFO_0000220	acute lymphoblastic leukemia	2	Not yet recruiting	<a href="https://clinicaltrials.gov/search?id=%22NCT04920968%22">https://clinicaltrials.gov/search?id=%22NCT04920968%22</a>
CHEMBL1743048	OBINUTUZUMAB	Antibody	B-lymphocyte antigen CD20 binding agent	Binding agent	EFO_0003060	non-small cell lung carcinoma	2	Not yet recruiting	<a href="https://clinicaltrials.gov/search?id=%22NCT04880863%22">https://clinicaltrials.gov/search?id=%22NCT04880863%22</a>
CHEMBL1743048	OBINUTUZUMAB	Antibody	B-lymphocyte antigen CD20 binding agent	Binding agent	EFO_0005761	lupus nephritis	2	Active, not recruiting	<a href="https://clinicaltrials.gov/search?id=%22NCT02550652%22">https://clinicaltrials.gov/search?id=%22NCT02550652%22</a>
CHEMBL1743048	OBINUTUZUMAB	Antibody	B-lymphocyte antigen CD20 binding agent	Binding agent	EFO_0009441	Waldenstrom macroglobulinemia	2	Active, not recruiting	<a href="https://clinicaltrials.gov/search?id=%22NCT02962401%22">https://clinicaltrials.gov/search?id=%22NCT02962401%22</a>
CHEMBL1743048	OBINUTUZUMAB	Antibody	B-lymphocyte antigen CD20 binding agent	Binding agent	EFO_1000956	hairy cell leukemia	2	Recruiting	<a href="https://clinicaltrials.gov/search?id=%22NCT03410875%22">https://clinicaltrials.gov/search?id=%22NCT03410875%22</a>
CHEMBL1743048	OBINUTUZUMAB	Antibody	B-lymphocyte antigen CD20 binding agent	Binding agent	MONDO_0013730	graft versus host disease	2	Recruiting	<a href="https://clinicaltrials.gov/search?id=%22NCT02867384%22">https://clinicaltrials.gov/search?id=%22NCT02867384%22</a>
CHEMBL1743048	OBINUTUZUMAB	Antibody	B-lymphocyte antigen CD20 binding agent	Binding agent	MONDO_0019088	post-transplant lymphoproliferative d	2	Withdrawn	<a href="https://clinicaltrials.gov/search?id=%22NCT03086395%22">https://clinicaltrials.gov/search?id=%22NCT03086395%22</a>
CHEMBL1743048	OBINUTUZUMAB	Antibody	B-lymphocyte antigen CD20 binding agent	Binding agent	EFO_0000095	chronic lymphocytic leukemia	1	Terminated	<a href="https://clinicaltrials.gov/search?id=%22NCT02336048%22">https://clinicaltrials.gov/search?id=%22NCT02336048%22</a> , <a href="https://clinicaltrials.gov/sea">https://clinicaltrials.gov/sea</a>
CHEMBL1743048	OBINUTUZUMAB	Antibody	B-lymphocyte antigen CD20 binding agent	Binding agent	EFO_0000096	neoplasm of mature B-cells	1	Active, not recruiting	<a href="https://clinicaltrials.gov/search?id=%22NCT04313608%22">https://clinicaltrials.gov/search?id=%22NCT04313608%22</a>
CHEMBL1743048	OBINUTUZUMAB	Antibody	B-lymphocyte antigen CD20 binding agent	Binding agent	EFO_0000183	Hodgkins lymphoma	1	Suspended	<a href="https://clinicaltrials.gov/search?id=%22NCT03432741%22">https://clinicaltrials.gov/search?id=%22NCT03432741%22</a>
CHEMBL1743048	OBINUTUZUMAB	Antibody	B-lymphocyte antigen CD20 binding agent	Binding agent	EFO_0000304	breast adenocarcinoma	1	Suspended	<a href="https://clinicaltrials.gov/search?id=%22NCT03432741%22">https://clinicaltrials.gov/search?id=%22NCT03432741%22</a>
CHEMBL1743048	OBINUTUZUMAB	Antibody	B-lymphocyte antigen CD20 binding agent	Binding agent	EFO_0000309	Burkitts lymphoma	1	Recruiting	<a href="https://clinicaltrials.gov/search?id=%22NCT03223610%22">https://clinicaltrials.gov/search?id=%22NCT03223610%22</a> , <a href="https://clinicaltrials.gov/sea">https://clinicaltrials.gov/sea</a>
CHEMBL1743048	OBINUTUZUMAB	Antibody	B-lymphocyte antigen CD20 binding agent	Binding agent	EFO_0000311	cancer	1	Active, not recruiting	<a href="https://clinicaltrials.gov/search?id=%22NCT02457598%22">https://clinicaltrials.gov/search?id=%22NCT02457598%22</a>
CHEMBL1743048	OBINUTUZUMAB	Antibody	B-lymphocyte antigen CD20 binding agent	Binding agent	EFO_0000403	diffuse large B-cell lymphoma	1	Recruiting	<a href="https://clinicaltrials.gov/search?id=%22NCT03223610%22">https://clinicaltrials.gov/search?id=%22NCT03223610%22</a> , <a href="https://clinicaltrials.gov/sea">https://clinicaltrials.gov/sea</a>
CHEMBL1743048	OBINUTUZUMAB	Antibody	B-lymphocyte antigen CD20 binding agent	Binding agent	EFO_0000565	leukemia	1	Recruiting	<a href="https://clinicaltrials.gov/search?id=%22NCT03759184%22">https://clinicaltrials.gov/search?id=%22NCT03759184%22</a>
CHEMBL1743048	OBINUTUZUMAB	Antibody	B-lymphocyte antigen CD20 binding agent	Binding agent	EFO_0000574	lymphoma	1	Completed	<a href="https://clinicaltrials.gov/search?id=%22NCT02729896%22">https://clinicaltrials.gov/search?id=%22NCT02729896%22</a> , <a href="https://clinicaltrials.gov/sea">https://clinicaltrials.gov/sea</a>
CHEMBL1743048	OBINUTUZUMAB	Antibody	B-lymphocyte antigen CD20 binding agent	Binding agent	EFO_0000616	neoplasm	1	Completed	<a href="https://clinicaltrials.gov/search?id=%22NCT02324257%22">https://clinicaltrials.gov/search?id=%22NCT02324257%22</a>
CHEMBL1743048	OBINUTUZUMAB	Antibody	B-lymphocyte antigen CD20 binding agent	Binding agent	EFO_0003884	chronic kidney disease	1	Completed	<a href="https://clinicaltrials.gov/search?id=%22NCT02586051%22">https://clinicaltrials.gov/search?id=%22NCT02586051%22</a>
CHEMBL1743048	OBINUTUZUMAB	Antibody	B-lymphocyte antigen CD20 binding agent	Binding agent	EFO_0005952	non-Hodgkins lymphoma	1	Recruiting	<a href="https://clinicaltrials.gov/search?id=%22NCT04434196%22">https://clinicaltrials.gov/search?id=%22NCT04434196%22</a> , <a href="https://clinicaltrials.gov/sea">https://clinicaltrials.gov/sea</a>
CHEMBL1743048	OBINUTUZUMAB	Antibody	B-lymphocyte antigen CD20 binding agent	Binding agent	EFO_1001051	mycosis fungoides	1	Suspended	<a href="https://clinicaltrials.gov/search?id=%22NCT03432741%22">https://clinicaltrials.gov/search?id=%22NCT03432741%22</a>
CHEMBL1743048	OBINUTUZUMAB	Antibody	B-lymphocyte antigen CD20 binding agent	Binding agent	EFO_1001469	Mantle cell lymphoma	1	Active, not recruiting	<a href="https://clinicaltrials.gov/search?id=%22NCT02558816%22">https://clinicaltrials.gov/search?id=%22NCT02558816%22</a>
CHEMBL1743048	OBINUTUZUMAB	Antibody	B-lymphocyte antigen CD20 binding agent	Binding agent	EFO_1001480	metastatic colorectal cancer	1	Recruiting	<a href="https://clinicaltrials.gov/search?id=%22NCT04826003%22">https://clinicaltrials.gov/search?id=%22NCT04826003%22</a>
CHEMBL1743048	OBINUTUZUMAB	Antibody	B-lymphocyte antigen CD20 binding agent	Binding agent	EFO_1001951	colorectal carcinoma	1	Recruiting	<a href="https://clinicaltrials.gov/search?id=%22NCT03866239%22">https://clinicaltrials.gov/search?id=%22NCT03866239%22</a>
CHEMBL1743048	OBINUTUZUMAB	Antibody	B-lymphocyte antigen CD20 binding agent	Binding agent	MONDO_0001023	prolymphocytic leukemia	1	Active, not recruiting	<a href="https://clinicaltrials.gov/search?id=%22NCT02296918%22">https://clinicaltrials.gov/search?id=%22NCT02296918%22</a>
CHEMBL1743048	OBINUTUZUMAB	Antibody	B-lymphocyte antigen CD20 binding agent	Binding agent	MONDO_0002083	Richter syndrome	1	Active, not recruiting	<a href="https://clinicaltrials.gov/search?id=%22NCT03113695%22">https://clinicaltrials.gov/search?id=%22NCT03113695%22</a>
CHEMBL1743048	OBINUTUZUMAB	Antibody	B-lymphocyte antigen CD20 binding agent	Binding agent	MONDO_0018906	follicular lymphoma	1	Completed	<a href="https://clinicaltrials.gov/search?id=%22NCT02631577%22">https://clinicaltrials.gov/search?id=%22NCT02631577%22</a> , <a href="https://clinicaltrials.gov/sea">https://clinicaltrials.gov/sea</a>
CHEMBL1743048	OBINUTUZUMAB	Antibody	B-lymphocyte antigen CD20 binding agent	Binding agent	MONDO_0019465	nodal marginal zone B-cell lymphoma	1	Suspended	<a href="https://clinicaltrials.gov/search?id=%22NCT03432741%22">https://clinicaltrials.gov/search?id=%22NCT03432741%22</a>
CHEMBL2109665	OCARATUZUMAB	Antibody	B-lymphocyte antigen CD20 binding agent	Binding agent	EFO_0000311	cancer	1	Unknown status	<a href="https://clinicaltrials.gov/search?id=%22NCT01858181%22">https://clinicaltrials.gov/search?id=%22NCT01858181%22</a>
CHEMBL2108041	OCRELIZUMAB	Antibody	B-lymphocyte antigen CD20 binding agent	Binding agent	EFO_0000540	immune system disease	4		<a href="http://www.whocc.no/atc_ddd_index/?code=L04AA36">http://www.whocc.no/atc_ddd_index/?code=L04AA36</a>

CHEMBL2108041	OCRELIZUMAB	Antibody	B-lymphocyte antigen CD20 binding agent	Binding agent	EFO_0008522	secondary progressive multiple sclero:	4	Not yet recruiting	<a href="https://clinicaltrials.gov/search?id=%22NCT04925557%22">https://clinicaltrials.gov/search?id=%22NCT04925557%22</a>
CHEMBL2108041	OCRELIZUMAB	Antibody	B-lymphocyte antigen CD20 binding agent	Binding agent	EFO_0002690	systemic lupus erythematosus	3	Terminated	<a href="https://clinicaltrials.gov/search?id=%22NCT00539838%22">https://clinicaltrials.gov/search?id=%22NCT00539838%22</a>
CHEMBL2108041	OCRELIZUMAB	Antibody	B-lymphocyte antigen CD20 binding agent	Binding agent	EFO_0003840	chronic progressive multiple sclerosis	3	Active, not recruiting	<a href="https://clinicaltrials.gov/search?id=%22NCT01194570%22">https://clinicaltrials.gov/search?id=%22NCT01194570%22</a>
CHEMBL2108041	OCRELIZUMAB	Antibody	B-lymphocyte antigen CD20 binding agent	Binding agent	EFO_0008520	primary progressive multiple sclerosis	3	Recruiting	<a href="https://clinicaltrials.gov/search?id=%22NCT03691077%22">https://clinicaltrials.gov/search?id=%22NCT03691077%22</a>
CHEMBL2108041	OCRELIZUMAB	Antibody	B-lymphocyte antigen CD20 binding agent	Binding agent	EFO_0003929	relapsing-remitting multiple sclerosis	2	Not yet recruiting	<a href="https://clinicaltrials.gov/search?id=%22NCT04971005%22">https://clinicaltrials.gov/search?id=%22NCT04971005%22</a>
CHEMBL2108041	OCRELIZUMAB	Antibody	B-lymphocyte antigen CD20 binding agent	Binding agent	EFO_0007332	Japanese encephalitis	2	Completed	<a href="https://clinicaltrials.gov/search?id=%22NCT03835728%22">https://clinicaltrials.gov/search?id=%22NCT03835728%22</a>
CHEMBL2108041	OCRELIZUMAB	Antibody	B-lymphocyte antigen CD20 binding agent	Binding agent	EFO_0000685	rheumatoid arthritis	1	Terminated	<a href="https://clinicaltrials.gov/search?id=%22NCT02720120%22">https://clinicaltrials.gov/search?id=%22NCT02720120%22</a>
CHEMBL2108041	OCRELIZUMAB	Antibody	B-lymphocyte antigen CD20 binding agent	Binding agent	EFO_0003885	multiple sclerosis	1	Recruiting	<a href="https://clinicaltrials.gov/search?id=%22NCT03972306%22">https://clinicaltrials.gov/search?id=%22NCT03972306%22</a>
CHEMBL2108041	OCRELIZUMAB	Antibody	B-lymphocyte antigen CD20 binding agent	Binding agent	EFO_0005952	non-Hodgkins lymphoma	1	Completed	<a href="https://clinicaltrials.gov/search?id=%22NCT02723071%22">https://clinicaltrials.gov/search?id=%22NCT02723071%22</a>
CHEMBL4298084	ODRONEXTAMAB	Antibody	B-lymphocyte antigen CD20 binding agent	Binding agent	EFO_0000096	neoplasm of mature B-cells	2	Recruiting	<a href="https://clinicaltrials.gov/search?id=%22NCT03888105%22">https://clinicaltrials.gov/search?id=%22NCT03888105%22</a>
CHEMBL4298084	ODRONEXTAMAB	Antibody	B-lymphocyte antigen CD20 binding agent	Binding agent	EFO_0000095	chronic lymphocytic leukemia	1	Recruiting	<a href="https://clinicaltrials.gov/search?id=%22NCT02290951%22">https://clinicaltrials.gov/search?id=%22NCT02290951%22</a>
CHEMBL4298084	ODRONEXTAMAB	Antibody	B-lymphocyte antigen CD20 binding agent	Binding agent	EFO_0000574	lymphoma	1	Active, not recruiting	<a href="https://clinicaltrials.gov/search?id=%22NCT02651662%22">https://clinicaltrials.gov/search?id=%22NCT02651662%22</a>
CHEMBL1201836	OFATUMUMAB	Antibody	B-lymphocyte antigen CD20 binding agent	Binding agent	EFO_0000616	neoplasm	4		<a href="http://www.whocc.no/atc_ddd_index/?code=L01XC10">http://www.whocc.no/atc_ddd_index/?code=L01XC10</a>
CHEMBL1201836	OFATUMUMAB	Antibody	B-lymphocyte antigen CD20 binding agent	Binding agent	EFO_0004719	pemphigus vulgaris	3	Terminated	<a href="https://clinicaltrials.gov/search?id=%22NCT01920477%22">https://clinicaltrials.gov/search?id=%22NCT01920477%22</a>
CHEMBL1201836	OFATUMUMAB	Antibody	B-lymphocyte antigen CD20 binding agent	Binding agent	EFO_1000749	pemphigus	3	Terminated	<a href="https://clinicaltrials.gov/search?id=%22NCT02613910%22">https://clinicaltrials.gov/search?id=%22NCT02613910%22</a>
CHEMBL1201836	OFATUMUMAB	Antibody	B-lymphocyte antigen CD20 binding agent	Binding agent	EFO_0000183	Hodgkins lymphoma	2	Completed	<a href="https://clinicaltrials.gov/search?id=%22NCT01195766%22">https://clinicaltrials.gov/search?id=%22NCT01195766%22</a>
CHEMBL1201836	OFATUMUMAB	Antibody	B-lymphocyte antigen CD20 binding agent	Binding agent	EFO_0000220	acute lymphoblastic leukemia	2	Terminated	<a href="https://clinicaltrials.gov/search?id=%22NCT03488225%22">https://clinicaltrials.gov/search?id=%22NCT03488225%22</a>
CHEMBL1201836	OFATUMUMAB	Antibody	B-lymphocyte antigen CD20 binding agent	Binding agent	EFO_0000309	Burkitts lymphoma	2	Completed	<a href="https://clinicaltrials.gov/search?id=%22NCT01363128%22">https://clinicaltrials.gov/search?id=%22NCT01363128%22</a>
CHEMBL1201836	OFATUMUMAB	Antibody	B-lymphocyte antigen CD20 binding agent	Binding agent	EFO_0000403	diffuse large B-cell lymphoma	2	Completed	<a href="https://clinicaltrials.gov/search?id=%22NCT01481272%22">https://clinicaltrials.gov/search?id=%22NCT01481272%22</a> , <a href="https://clinicaltrials.gov/sea">https://clinicaltrials.gov/sea</a>
CHEMBL1201836	OFATUMUMAB	Antibody	B-lymphocyte antigen CD20 binding agent	Binding agent	EFO_0000574	lymphoma	2	Completed	<a href="https://clinicaltrials.gov/search?id=%22NCT01613300%22">https://clinicaltrials.gov/search?id=%22NCT01613300%22</a> , <a href="https://clinicaltrials.gov/sea">https://clinicaltrials.gov/sea</a>
CHEMBL1201836	OFATUMUMAB	Antibody	B-lymphocyte antigen CD20 binding agent	Binding agent	EFO_0000756	melanoma	2	Completed	<a href="https://clinicaltrials.gov/search?id=%22NCT01376713%22">https://clinicaltrials.gov/search?id=%22NCT01376713%22</a>
CHEMBL1201836	OFATUMUMAB	Antibody	B-lymphocyte antigen CD20 binding agent	Binding agent	EFO_0000765	AIDS	2	Recruiting	<a href="https://clinicaltrials.gov/search?id=%22NCT02199184%22">https://clinicaltrials.gov/search?id=%22NCT02199184%22</a>
CHEMBL1201836	OFATUMUMAB	Antibody	B-lymphocyte antigen CD20 binding agent	Binding agent	EFO_0003885	multiple sclerosis	2	Completed	<a href="https://clinicaltrials.gov/search?id=%22NCT03560739%22">https://clinicaltrials.gov/search?id=%22NCT03560739%22</a> , <a href="https://clinicaltrials.gov/sea">https://clinicaltrials.gov/sea</a>
CHEMBL1201836	OFATUMUMAB	Antibody	B-lymphocyte antigen CD20 binding agent	Binding agent	EFO_0004255	nephrotic syndrome	2	Completed	<a href="https://clinicaltrials.gov/search?id=%22NCT02394119%22">https://clinicaltrials.gov/search?id=%22NCT02394119%22</a>
CHEMBL1201836	OFATUMUMAB	Antibody	B-lymphocyte antigen CD20 binding agent	Binding agent	EFO_0004289	lymphoid leukemia	2	Completed	<a href="https://clinicaltrials.gov/search?id=%22NCT01762202%22">https://clinicaltrials.gov/search?id=%22NCT01762202%22</a>
CHEMBL1201836	OFATUMUMAB	Antibody	B-lymphocyte antigen CD20 binding agent	Binding agent	EFO_0009441	Waldenstrom macroglobulinemia	2	Terminated	<a href="https://clinicaltrials.gov/search?id=%22NCT01536067%22">https://clinicaltrials.gov/search?id=%22NCT01536067%22</a>
CHEMBL1201836	OFATUMUMAB	Antibody	B-lymphocyte antigen CD20 binding agent	Binding agent	MONDO_0000870	childhood acute lymphoblastic leuker	2	Completed	<a href="https://clinicaltrials.gov/search?id=%22NCT01363128%22">https://clinicaltrials.gov/search?id=%22NCT01363128%22</a>
CHEMBL1201836	OFATUMUMAB	Antibody	B-lymphocyte antigen CD20 binding agent	Binding agent	MONDO_0000873	lymphoblastic lymphoma	2	Completed	<a href="https://clinicaltrials.gov/search?id=%22NCT01363128%22">https://clinicaltrials.gov/search?id=%22NCT01363128%22</a>
CHEMBL1201836	OFATUMUMAB	Antibody	B-lymphocyte antigen CD20 binding agent	Binding agent	MONDO_0003541	adult acute lymphoblastic leukemia	2	Completed	<a href="https://clinicaltrials.gov/search?id=%22NCT01363128%22">https://clinicaltrials.gov/search?id=%22NCT01363128%22</a>
CHEMBL1201836	OFATUMUMAB	Antibody	B-lymphocyte antigen CD20 binding agent	Binding agent	EFO_0000095	chronic lymphocytic leukemia	1	Completed	<a href="https://clinicaltrials.gov/search?id=%22NCT00742144%22">https://clinicaltrials.gov/search?id=%22NCT00742144%22</a> , <a href="https://clinicaltrials.gov/sea">https://clinicaltrials.gov/sea</a>
CHEMBL1201836	OFATUMUMAB	Antibody	B-lymphocyte antigen CD20 binding agent	Binding agent	EFO_0000311	cancer	1	Completed	<a href="https://clinicaltrials.gov/search?id=%22NCT01691807%22">https://clinicaltrials.gov/search?id=%22NCT01691807%22</a>
CHEMBL1201836	OFATUMUMAB	Antibody	B-lymphocyte antigen CD20 binding agent	Binding agent	EFO_0000565	leukemia	1	Completed	<a href="https://clinicaltrials.gov/search?id=%22NCT01110031%22">https://clinicaltrials.gov/search?id=%22NCT01110031%22</a>

CHEMBL1201836	OFATUMUMAB	Antibody	B-lymphocyte antigen CD20 binding agent	Binding agent	EFO_0000685	rheumatoid arthritis	1 Completed	<a href="https://clinicaltrials.gov/search?id=%22NCT00686868%22">https://clinicaltrials.gov/search?id=%22NCT00686868%22</a>
CHEMBL1201836	OFATUMUMAB	Antibody	B-lymphocyte antigen CD20 binding agent	Binding agent	EFO_0005952	non-Hodgkins lymphoma	1 Active, not recruiting	<a href="https://clinicaltrials.gov/search?id=%22NCT01458366%22">https://clinicaltrials.gov/search?id=%22NCT01458366%22</a>
CHEMBL1201836	OFATUMUMAB	Antibody	B-lymphocyte antigen CD20 binding agent	Binding agent	EFO_1001469	Mantle cell lymphoma	1 Unknown status	<a href="https://clinicaltrials.gov/search?id=%22NCT01221103%22">https://clinicaltrials.gov/search?id=%22NCT01221103%22</a>
CHEMBL1201836	OFATUMUMAB	Antibody	B-lymphocyte antigen CD20 binding agent	Binding agent	MONDO_0001023	prolymphocytic leukemia	1 Completed	<a href="https://clinicaltrials.gov/search?id=%22NCT01515176%22">https://clinicaltrials.gov/search?id=%22NCT01515176%22</a>
CHEMBL1201836	OFATUMUMAB	Antibody	B-lymphocyte antigen CD20 binding agent	Binding agent	MONDO_0002083	Richter syndrome	1 Completed	<a href="https://clinicaltrials.gov/search?id=%22NCT01217749%22">https://clinicaltrials.gov/search?id=%22NCT01217749%22</a>
CHEMBL1201836	OFATUMUMAB	Antibody	B-lymphocyte antigen CD20 binding agent	Binding agent	MONDO_0013730	graft versus host disease	1 Active, not recruiting	<a href="https://clinicaltrials.gov/search?id=%22NCT01680965%22">https://clinicaltrials.gov/search?id=%22NCT01680965%22</a>
CHEMBL1201836	OFATUMUMAB	Antibody	B-lymphocyte antigen CD20 binding agent	Binding agent	MONDO_0018906	follicular lymphoma	1 Withdrawn	<a href="https://clinicaltrials.gov/search?id=%22NCT00092274%22">https://clinicaltrials.gov/search?id=%22NCT00092274%22</a>
CHEMBL1201560	PEGINTERFERON ALFA-2A	Protein	Interferon alpha/beta receptor agonist	Agonist	EFO_0004272	anemia (phenotype)	4 Completed	<a href="https://clinicaltrials.gov/search?id=%22NCT00560274%22">https://clinicaltrials.gov/search?id=%22NCT00560274%22</a>
CHEMBL1201560	PEGINTERFERON ALFA-2A	Protein	Interferon alpha/beta receptor agonist	Agonist	EFO_0008496	chronic hepatitis	4 Recruiting	<a href="https://clinicaltrials.gov/search?id=%22NCT03013556%22">https://clinicaltrials.gov/search?id=%22NCT03013556%22</a>
CHEMBL1201560	PEGINTERFERON ALFA-2A	Protein	Interferon alpha/beta receptor agonist	Agonist	EFO_0000756	melanoma	3 Completed	<a href="https://clinicaltrials.gov/search?id=%22NCT00204529%22">https://clinicaltrials.gov/search?id=%22NCT00204529%22</a>
CHEMBL1201560	PEGINTERFERON ALFA-2A	Protein	Interferon alpha/beta receptor agonist	Agonist	EFO_0001422	cirrhosis of liver	3 Completed	<a href="https://clinicaltrials.gov/search?id=%22NCT00006164%22">https://clinicaltrials.gov/search?id=%22NCT00006164%22</a>
CHEMBL1201560	PEGINTERFERON ALFA-2A	Protein	Interferon alpha/beta receptor agonist	Agonist	EFO_0002430	primary myelofibrosis	3 Unknown status	<a href="https://clinicaltrials.gov/search?id=%22NCT01387763%22">https://clinicaltrials.gov/search?id=%22NCT01387763%22</a>
CHEMBL1201560	PEGINTERFERON ALFA-2A	Protein	Interferon alpha/beta receptor agonist	Agonist	HP_0012115	Hepatitis	3 Completed	<a href="https://clinicaltrials.gov/search?id=%22NCT00147784%22">https://clinicaltrials.gov/search?id=%22NCT00147784%22</a>
CHEMBL1201560	PEGINTERFERON ALFA-2A	Protein	Interferon alpha/beta receptor agonist	Agonist	MONDO_0002050	depressive disorder	3 Completed	<a href="https://clinicaltrials.gov/search?id=%22NCT00136318%22">https://clinicaltrials.gov/search?id=%22NCT00136318%22</a>
CHEMBL1201560	PEGINTERFERON ALFA-2A	Protein	Interferon alpha/beta receptor agonist	Agonist	EFO_0000182	hepatocellular carcinoma	2 Completed	<a href="https://clinicaltrials.gov/search?id=%22NCT02576964%22">https://clinicaltrials.gov/search?id=%22NCT02576964%22</a>
CHEMBL1201560	PEGINTERFERON ALFA-2A	Protein	Interferon alpha/beta receptor agonist	Agonist	EFO_0000339	chronic myelogenous leukemia	2 Completed	<a href="https://clinicaltrials.gov/search?id=%22NCT01294618%22">https://clinicaltrials.gov/search?id=%22NCT01294618%22</a>
CHEMBL1201560	PEGINTERFERON ALFA-2A	Protein	Interferon alpha/beta receptor agonist	Agonist	EFO_0000544	infection	2 Completed	<a href="https://clinicaltrials.gov/search?id=%22NCT00665353%22">https://clinicaltrials.gov/search?id=%22NCT00665353%22</a> , <a href="https://clinicaltrials.gov/sea">https://clinicaltrials.gov/sea</a>
CHEMBL1201560	PEGINTERFERON ALFA-2A	Protein	Interferon alpha/beta receptor agonist	Agonist	EFO_0000565	leukemia	2 Terminated	<a href="https://clinicaltrials.gov/search?id=%22NCT01392170%22">https://clinicaltrials.gov/search?id=%22NCT01392170%22</a>
CHEMBL1201560	PEGINTERFERON ALFA-2A	Protein	Interferon alpha/beta receptor agonist	Agonist	EFO_0001378	multiple myeloma	2 Completed	<a href="https://clinicaltrials.gov/search?id=%22NCT00323505%22">https://clinicaltrials.gov/search?id=%22NCT00323505%22</a>
CHEMBL1201560	PEGINTERFERON ALFA-2A	Protein	Interferon alpha/beta receptor agonist	Agonist	EFO_1000026	diffuse intrinsic pontine glioma	2 Completed	<a href="https://clinicaltrials.gov/search?id=%22NCT00036569%22">https://clinicaltrials.gov/search?id=%22NCT00036569%22</a>
CHEMBL1201560	PEGINTERFERON ALFA-2A	Protein	Interferon alpha/beta receptor agonist	Agonist	EFO_1000251	Fallopian Tube Carcinoma	2 Terminated	<a href="https://clinicaltrials.gov/search?id=%22NCT01773889%22">https://clinicaltrials.gov/search?id=%22NCT01773889%22</a>
CHEMBL1201560	PEGINTERFERON ALFA-2A	Protein	Interferon alpha/beta receptor agonist	Agonist	HP_0001873	Thrombocytopenia	2 Completed	<a href="https://clinicaltrials.gov/search?id=%22NCT01355289%22">https://clinicaltrials.gov/search?id=%22NCT01355289%22</a>
CHEMBL1201560	PEGINTERFERON ALFA-2A	Protein	Interferon alpha/beta receptor agonist	Agonist	MONDO_0002087	peritoneum cancer	2 Terminated	<a href="https://clinicaltrials.gov/search?id=%22NCT01773889%22">https://clinicaltrials.gov/search?id=%22NCT01773889%22</a>
CHEMBL1201560	PEGINTERFERON ALFA-2A	Protein	Interferon alpha/beta receptor agonist	Agonist	MONDO_0007254	breast cancer	2 Terminated	<a href="https://clinicaltrials.gov/search?id=%22NCT00227656%22">https://clinicaltrials.gov/search?id=%22NCT00227656%22</a>
CHEMBL1201560	PEGINTERFERON ALFA-2A	Protein	Interferon alpha/beta receptor agonist	Agonist	MONDO_0008170	ovarian cancer	2 Terminated	<a href="https://clinicaltrials.gov/search?id=%22NCT01773889%22">https://clinicaltrials.gov/search?id=%22NCT01773889%22</a>
CHEMBL1201560	PEGINTERFERON ALFA-2A	Protein	Interferon alpha/beta receptor agonist	Agonist	MONDO_0021063	malignant colon neoplasm	2 Not yet recruiting	<a href="https://clinicaltrials.gov/search?id=%22NCT04798612%22">https://clinicaltrials.gov/search?id=%22NCT04798612%22</a>
CHEMBL1201560	PEGINTERFERON ALFA-2A	Protein	Interferon alpha/beta receptor agonist	Agonist	MONDO_0024880	metastatic malignant neoplasm	2 Terminated	<a href="https://clinicaltrials.gov/search?id=%22NCT00227656%22">https://clinicaltrials.gov/search?id=%22NCT00227656%22</a>
CHEMBL1201560	PEGINTERFERON ALFA-2A	Protein	Interferon alpha/beta receptor agonist	Agonist	EFO_0000095	chronic lymphocytic leukemia	1 Withdrawn	<a href="https://clinicaltrials.gov/search?id=%22NCT00962715%22">https://clinicaltrials.gov/search?id=%22NCT00962715%22</a>
CHEMBL1201560	PEGINTERFERON ALFA-2A	Protein	Interferon alpha/beta receptor agonist	Agonist	EFO_0000222	acute myeloid leukemia	1 Completed	<a href="https://clinicaltrials.gov/search?id=%22NCT02328755%22">https://clinicaltrials.gov/search?id=%22NCT02328755%22</a>
CHEMBL1201560	PEGINTERFERON ALFA-2A	Protein	Interferon alpha/beta receptor agonist	Agonist	EFO_0000311	cancer	1 Completed	<a href="https://clinicaltrials.gov/search?id=%22NCT02174172%22">https://clinicaltrials.gov/search?id=%22NCT02174172%22</a>
CHEMBL1201560	PEGINTERFERON ALFA-2A	Protein	Interferon alpha/beta receptor agonist	Agonist	EFO_0000479	essential thrombocythemia	1 Completed	<a href="https://clinicaltrials.gov/search?id=%22NCT02407080%22">https://clinicaltrials.gov/search?id=%22NCT02407080%22</a>
CHEMBL1201560	PEGINTERFERON ALFA-2A	Protein	Interferon alpha/beta receptor agonist	Agonist	EFO_0000616	neoplasm	1 Completed	<a href="https://clinicaltrials.gov/search?id=%22NCT00253474%22">https://clinicaltrials.gov/search?id=%22NCT00253474%22</a>

CHEMBL1201560	PEGINTERFERON ALFA-2A	Protein	Interferon alpha/beta receptor agonist	Agonist	EFO_0000764	HIV infection	1 Recruiting	<a href="https://clinicaltrials.gov/search?id=%22NCT02471430%22">https://clinicaltrials.gov/search?id=%22NCT02471430%22</a>
CHEMBL1201560	PEGINTERFERON ALFA-2A	Protein	Interferon alpha/beta receptor agonist	Agonist	EFO_0002429	polycythemia vera	1 Completed	<a href="https://clinicaltrials.gov/search?id=%22NCT02407080%22">https://clinicaltrials.gov/search?id=%22NCT02407080%22</a>
CHEMBL1201560	PEGINTERFERON ALFA-2A	Protein	Interferon alpha/beta receptor agonist	Agonist	EFO_0003047	hepatitis C virus infection	1 Terminated	<a href="https://clinicaltrials.gov/search?id=%22NCT00277758%22">https://clinicaltrials.gov/search?id=%22NCT00277758%22</a>
CHEMBL1201560	PEGINTERFERON ALFA-2A	Protein	Interferon alpha/beta receptor agonist	Agonist	EFO_0004197	hepatitis B virus infection	1 Completed	<a href="https://clinicaltrials.gov/search?id=%22NCT03294798%22">https://clinicaltrials.gov/search?id=%22NCT03294798%22</a>
CHEMBL1201560	PEGINTERFERON ALFA-2A	Protein	Interferon alpha/beta receptor agonist	Agonist	EFO_0004220	chronic hepatitis C virus infection	1 Unknown status	<a href="https://clinicaltrials.gov/search?id=%22NCT02057887%22">https://clinicaltrials.gov/search?id=%22NCT02057887%22</a> , <a href="https://clinicaltrials.gov/sea">https://clinicaltrials.gov/sea</a>
CHEMBL1201560	PEGINTERFERON ALFA-2A	Protein	Interferon alpha/beta receptor agonist	Agonist	EFO_0004239	chronic hepatitis B virus infection	1 Unknown status	<a href="https://clinicaltrials.gov/search?id=%22NCT01589952%22">https://clinicaltrials.gov/search?id=%22NCT01589952%22</a>
CHEMBL1201560	PEGINTERFERON ALFA-2A	Protein	Interferon alpha/beta receptor agonist	Agonist	EFO_0007304	hepatitis D virus infection	1 Completed	<a href="https://clinicaltrials.gov/search?id=%22NCT02637999%22">https://clinicaltrials.gov/search?id=%22NCT02637999%22</a>
CHEMBL1201560	PEGINTERFERON ALFA-2A	Protein	Interferon alpha/beta receptor agonist	Agonist	EFO_0009260	non-melanoma skin carcinoma	1 Unknown status	<a href="https://clinicaltrials.gov/search?id=%22NCT00423397%22">https://clinicaltrials.gov/search?id=%22NCT00423397%22</a>
CHEMBL1201560	PEGINTERFERON ALFA-2A	Protein	Interferon alpha/beta receptor agonist	Agonist	MONDO_0002367	kidney cancer	1 Completed	<a href="https://clinicaltrials.gov/search?id=%22NCT00003542%22">https://clinicaltrials.gov/search?id=%22NCT00003542%22</a>
CHEMBL1201560	PEGINTERFERON ALFA-2A	Protein	Interferon alpha/beta receptor agonist	Agonist	MONDO_0044903	myelofibrosis	1 Active, not recruiting	<a href="https://clinicaltrials.gov/search?id=%22NCT02742324%22">https://clinicaltrials.gov/search?id=%22NCT02742324%22</a>
CHEMBL1201561	PEGINTERFERON ALFA-2B	Protein	Interferon alpha/beta receptor agonist	Agonist	EFO_0000479	essential thrombocythemia	3 Unknown status	<a href="https://clinicaltrials.gov/search?id=%22NCT01387763%22">https://clinicaltrials.gov/search?id=%22NCT01387763%22</a>
CHEMBL1201561	PEGINTERFERON ALFA-2B	Protein	Interferon alpha/beta receptor agonist	Agonist	EFO_0000637	osteosarcoma	3 Unknown status	<a href="https://clinicaltrials.gov/search?id=%22NCT00134030%22">https://clinicaltrials.gov/search?id=%22NCT00134030%22</a>
CHEMBL1201561	PEGINTERFERON ALFA-2B	Protein	Interferon alpha/beta receptor agonist	Agonist	EFO_0001378	multiple myeloma	3 Completed	<a href="https://clinicaltrials.gov/search?id=%22NCT00732641%22">https://clinicaltrials.gov/search?id=%22NCT00732641%22</a>
CHEMBL1201561	PEGINTERFERON ALFA-2B	Protein	Interferon alpha/beta receptor agonist	Agonist	EFO_0001422	cirrhosis of liver	3 Completed	<a href="https://clinicaltrials.gov/search?id=%22NCT00378599%22">https://clinicaltrials.gov/search?id=%22NCT00378599%22</a> , <a href="https://clinicaltrials.gov/sea">https://clinicaltrials.gov/sea</a>
CHEMBL1201561	PEGINTERFERON ALFA-2B	Protein	Interferon alpha/beta receptor agonist	Agonist	EFO_0002430	primary myelofibrosis	3 Unknown status	<a href="https://clinicaltrials.gov/search?id=%22NCT01387763%22">https://clinicaltrials.gov/search?id=%22NCT01387763%22</a>
CHEMBL1201561	PEGINTERFERON ALFA-2B	Protein	Interferon alpha/beta receptor agonist	Agonist	EFO_0009708	metastasis	3 Completed	<a href="https://clinicaltrials.gov/search?id=%22NCT00221702%22">https://clinicaltrials.gov/search?id=%22NCT00221702%22</a>
CHEMBL1201561	PEGINTERFERON ALFA-2B	Protein	Interferon alpha/beta receptor agonist	Agonist	EFO_1001469	Mantle cell lymphoma	3 Unknown status	<a href="https://clinicaltrials.gov/search?id=%22NCT00209209%22">https://clinicaltrials.gov/search?id=%22NCT00209209%22</a>
CHEMBL1201561	PEGINTERFERON ALFA-2B	Protein	Interferon alpha/beta receptor agonist	Agonist	HP_0012115	Hepatitis	3 Completed	<a href="https://clinicaltrials.gov/search?id=%22NCT00039871%22">https://clinicaltrials.gov/search?id=%22NCT00039871%22</a>
CHEMBL1201561	PEGINTERFERON ALFA-2B	Protein	Interferon alpha/beta receptor agonist	Agonist	EFO_0000326	central nervous system cancer	2 Completed	<a href="https://clinicaltrials.gov/search?id=%22NCT00047879%22">https://clinicaltrials.gov/search?id=%22NCT00047879%22</a>
CHEMBL1201561	PEGINTERFERON ALFA-2B	Protein	Interferon alpha/beta receptor agonist	Agonist	EFO_0000389	cutaneous melanoma	2 Completed	<a href="https://clinicaltrials.gov/search?id=%22NCT00049530%22">https://clinicaltrials.gov/search?id=%22NCT00049530%22</a> , <a href="https://clinicaltrials.gov/sea">https://clinicaltrials.gov/sea</a>
CHEMBL1201561	PEGINTERFERON ALFA-2B	Protein	Interferon alpha/beta receptor agonist	Agonist	EFO_0000565	leukemia	2 Completed	<a href="https://clinicaltrials.gov/search?id=%22NCT00548847%22">https://clinicaltrials.gov/search?id=%22NCT00548847%22</a>
CHEMBL1201561	PEGINTERFERON ALFA-2B	Protein	Interferon alpha/beta receptor agonist	Agonist	EFO_0000574	lymphoma	2 Recruiting	<a href="https://clinicaltrials.gov/search?id=%22NCT04246359%22">https://clinicaltrials.gov/search?id=%22NCT04246359%22</a>
CHEMBL1201561	PEGINTERFERON ALFA-2B	Protein	Interferon alpha/beta receptor agonist	Agonist	EFO_0000658	plexiform neurofibroma	2 Completed	<a href="https://clinicaltrials.gov/search?id=%22NCT00396019%22">https://clinicaltrials.gov/search?id=%22NCT00396019%22</a>
CHEMBL1201561	PEGINTERFERON ALFA-2B	Protein	Interferon alpha/beta receptor agonist	Agonist	EFO_0000707	squamous cell carcinoma	2 Active, not recruiting	<a href="https://clinicaltrials.gov/search?id=%22NCT02218164%22">https://clinicaltrials.gov/search?id=%22NCT02218164%22</a>
CHEMBL1201561	PEGINTERFERON ALFA-2B	Protein	Interferon alpha/beta receptor agonist	Agonist	EFO_0001642	lymphoid neoplasm	2 Recruiting	<a href="https://clinicaltrials.gov/search?id=%22NCT02634294%22">https://clinicaltrials.gov/search?id=%22NCT02634294%22</a>
CHEMBL1201561	PEGINTERFERON ALFA-2B	Protein	Interferon alpha/beta receptor agonist	Agonist	EFO_0004197	hepatitis B virus infection	2 Active, not recruiting	<a href="https://clinicaltrials.gov/search?id=%22NCT04189276%22">https://clinicaltrials.gov/search?id=%22NCT04189276%22</a>
CHEMBL1201561	PEGINTERFERON ALFA-2B	Protein	Interferon alpha/beta receptor agonist	Agonist	EFO_0004239	chronic hepatitis B virus infection	2 Completed	<a href="https://clinicaltrials.gov/search?id=%22NCT02332473%22">https://clinicaltrials.gov/search?id=%22NCT02332473%22</a> , <a href="https://clinicaltrials.gov/sea">https://clinicaltrials.gov/sea</a>
CHEMBL1201561	PEGINTERFERON ALFA-2B	Protein	Interferon alpha/beta receptor agonist	Agonist	EFO_0004243	carcinoid tumor	2 Completed	<a href="https://clinicaltrials.gov/search?id=%22NCT00055809%22">https://clinicaltrials.gov/search?id=%22NCT00055809%22</a>
CHEMBL1201561	PEGINTERFERON ALFA-2B	Protein	Interferon alpha/beta receptor agonist	Agonist	EFO_0005221	cholangiocarcinoma	2 Terminated	<a href="https://clinicaltrials.gov/search?id=%22NCT02982720%22">https://clinicaltrials.gov/search?id=%22NCT02982720%22</a>
CHEMBL1201561	PEGINTERFERON ALFA-2B	Protein	Interferon alpha/beta receptor agonist	Agonist	EFO_0006859	head and neck malignant neoplasia	2 Completed	<a href="https://clinicaltrials.gov/search?id=%22NCT00276523%22">https://clinicaltrials.gov/search?id=%22NCT00276523%22</a>
CHEMBL1201561	PEGINTERFERON ALFA-2B	Protein	Interferon alpha/beta receptor agonist	Agonist	EFO_0007304	hepatitis D virus infection	2 Unknown status	<a href="https://clinicaltrials.gov/search?id=%22NCT03105310%22">https://clinicaltrials.gov/search?id=%22NCT03105310%22</a>
CHEMBL1201561	PEGINTERFERON ALFA-2B	Protein	Interferon alpha/beta receptor agonist	Agonist	EFO_0009259	skin carcinoma	2 Active, not recruiting	<a href="https://clinicaltrials.gov/search?id=%22NCT02218164%22">https://clinicaltrials.gov/search?id=%22NCT02218164%22</a>

CHEMBL1201561	PEGINTERFERON ALFA-2B	Protein	Interferon alpha/beta receptor agonist	Agonist	EFO_1000209	Craniopharyngioma	2 Terminated	<a href="https://clinicaltrials.gov/search?id=%22NCT01964300%22">https://clinicaltrials.gov/search?id=%22NCT01964300%22</a>
CHEMBL1201561	PEGINTERFERON ALFA-2B	Protein	Interferon alpha/beta receptor agonist	Agonist	EFO_1000403	Ocular Melanoma	2 Completed	<a href="https://clinicaltrials.gov/search?id=%22NCT00027742%22">https://clinicaltrials.gov/search?id=%22NCT00027742%22</a> , <a href="https://clinicaltrials.gov/sea">https://clinicaltrials.gov/sea</a>
CHEMBL1201561	PEGINTERFERON ALFA-2B	Protein	Interferon alpha/beta receptor agonist	Agonist	MONDO_0002974	cervical cancer	2 Terminated	<a href="https://clinicaltrials.gov/search?id=%22NCT00138151%22">https://clinicaltrials.gov/search?id=%22NCT00138151%22</a>
CHEMBL1201561	PEGINTERFERON ALFA-2B	Protein	Interferon alpha/beta receptor agonist	Agonist	MONDO_0016691	pilocytic astrocytoma	2 Recruiting	<a href="https://clinicaltrials.gov/search?id=%22NCT02343224%22">https://clinicaltrials.gov/search?id=%22NCT02343224%22</a>
CHEMBL1201561	PEGINTERFERON ALFA-2B	Protein	Interferon alpha/beta receptor agonist	Agonist	MONDO_0018079	thymic epithelial neoplasm	2 Not yet recruiting	<a href="https://clinicaltrials.gov/search?id=%22NCT04517539%22">https://clinicaltrials.gov/search?id=%22NCT04517539%22</a>
CHEMBL1201561	PEGINTERFERON ALFA-2B	Protein	Interferon alpha/beta receptor agonist	Agonist	MONDO_0019471	adult T-cell leukemia/lymphoma	2 Recruiting	<a href="https://clinicaltrials.gov/search?id=%22NCT02737046%22">https://clinicaltrials.gov/search?id=%22NCT02737046%22</a>
CHEMBL1201561	PEGINTERFERON ALFA-2B	Protein	Interferon alpha/beta receptor agonist	Agonist	MONDO_0100096	COVID-19	2 Active, not recruiting	<a href="https://clinicaltrials.gov/search?id=%22NCT04480138%22">https://clinicaltrials.gov/search?id=%22NCT04480138%22</a>
CHEMBL1201561	PEGINTERFERON ALFA-2B	Protein	Interferon alpha/beta receptor agonist	Agonist	Orphanet_636	Neurofibromatosis type 1	2 Unknown status	<a href="https://clinicaltrials.gov/search?id=%22NCT00846430%22">https://clinicaltrials.gov/search?id=%22NCT00846430%22</a>
CHEMBL1201561	PEGINTERFERON ALFA-2B	Protein	Interferon alpha/beta receptor agonist	Agonist	EFO_0000180	HIV-1 infection	1 Active, not recruiting	<a href="https://clinicaltrials.gov/search?id=%22NCT03588715%22">https://clinicaltrials.gov/search?id=%22NCT03588715%22</a>
CHEMBL1201561	PEGINTERFERON ALFA-2B	Protein	Interferon alpha/beta receptor agonist	Agonist	EFO_0000182	hepatocellular carcinoma	1 Recruiting	<a href="https://clinicaltrials.gov/search?id=%22NCT04943679%22">https://clinicaltrials.gov/search?id=%22NCT04943679%22</a>
CHEMBL1201561	PEGINTERFERON ALFA-2B	Protein	Interferon alpha/beta receptor agonist	Agonist	EFO_0000311	cancer	1 Terminated	<a href="https://clinicaltrials.gov/search?id=%22NCT00311558%22">https://clinicaltrials.gov/search?id=%22NCT00311558%22</a> , <a href="https://clinicaltrials.gov/sea">https://clinicaltrials.gov/sea</a>
CHEMBL1201561	PEGINTERFERON ALFA-2B	Protein	Interferon alpha/beta receptor agonist	Agonist	EFO_0000339	chronic myelogenous leukemia	1 Completed	<a href="https://clinicaltrials.gov/search?id=%22NCT00303290%22">https://clinicaltrials.gov/search?id=%22NCT00303290%22</a>
CHEMBL1201561	PEGINTERFERON ALFA-2B	Protein	Interferon alpha/beta receptor agonist	Agonist	EFO_0000616	neoplasm	1 Completed	<a href="https://clinicaltrials.gov/search?id=%22NCT00014261%22">https://clinicaltrials.gov/search?id=%22NCT00014261%22</a> , <a href="https://clinicaltrials.gov/sea">https://clinicaltrials.gov/sea</a>
CHEMBL1201561	PEGINTERFERON ALFA-2B	Protein	Interferon alpha/beta receptor agonist	Agonist	EFO_0000681	renal cell carcinoma	1 Terminated	<a href="https://clinicaltrials.gov/search?id=%22NCT00522249%22">https://clinicaltrials.gov/search?id=%22NCT00522249%22</a>
CHEMBL1201561	PEGINTERFERON ALFA-2B	Protein	Interferon alpha/beta receptor agonist	Agonist	EFO_0000756	melanoma	1 Completed	<a href="https://clinicaltrials.gov/search?id=%22NCT01496807%22">https://clinicaltrials.gov/search?id=%22NCT01496807%22</a> , <a href="https://clinicaltrials.gov/sea">https://clinicaltrials.gov/sea</a>
CHEMBL1201561	PEGINTERFERON ALFA-2B	Protein	Interferon alpha/beta receptor agonist	Agonist	EFO_0000764	HIV infection	1 Completed	<a href="https://clinicaltrials.gov/search?id=%22NCT00006325%22">https://clinicaltrials.gov/search?id=%22NCT00006325%22</a>
CHEMBL1201561	PEGINTERFERON ALFA-2B	Protein	Interferon alpha/beta receptor agonist	Agonist	EFO_0000765	AIDS	1 Active, not recruiting	<a href="https://clinicaltrials.gov/search?id=%22NCT03588715%22">https://clinicaltrials.gov/search?id=%22NCT03588715%22</a>
CHEMBL1201561	PEGINTERFERON ALFA-2B	Protein	Interferon alpha/beta receptor agonist	Agonist	EFO_0002429	polycythemia vera	1 Completed	<a href="https://clinicaltrials.gov/search?id=%22NCT01193699%22">https://clinicaltrials.gov/search?id=%22NCT01193699%22</a>
CHEMBL1201561	PEGINTERFERON ALFA-2B	Protein	Interferon alpha/beta receptor agonist	Agonist	EFO_0002617	metastatic melanoma	1 Completed	<a href="https://clinicaltrials.gov/search?id=%22NCT02379195%22">https://clinicaltrials.gov/search?id=%22NCT02379195%22</a>
CHEMBL1201561	PEGINTERFERON ALFA-2B	Protein	Interferon alpha/beta receptor agonist	Agonist	EFO_0003047	hepatitis C virus infection	1 Terminated	<a href="https://clinicaltrials.gov/search?id=%22NCT01701063%22">https://clinicaltrials.gov/search?id=%22NCT01701063%22</a>
CHEMBL1201561	PEGINTERFERON ALFA-2B	Protein	Interferon alpha/beta receptor agonist	Agonist	EFO_0004220	chronic hepatitis C virus infection	1 Completed	<a href="https://clinicaltrials.gov/search?id=%22NCT00120835%22">https://clinicaltrials.gov/search?id=%22NCT00120835%22</a> , <a href="https://clinicaltrials.gov/sea">https://clinicaltrials.gov/sea</a>
CHEMBL1201561	PEGINTERFERON ALFA-2B	Protein	Interferon alpha/beta receptor agonist	Agonist	HP_0000083	Renal insufficiency	1 Completed	<a href="https://clinicaltrials.gov/search?id=%22NCT01432535%22">https://clinicaltrials.gov/search?id=%22NCT01432535%22</a>
CHEMBL1201561	PEGINTERFERON ALFA-2B	Protein	Interferon alpha/beta receptor agonist	Agonist	MONDO_0002087	peritoneum cancer	1 Terminated	<a href="https://clinicaltrials.gov/search?id=%22NCT00085384%22">https://clinicaltrials.gov/search?id=%22NCT00085384%22</a>
CHEMBL1201561	PEGINTERFERON ALFA-2B	Protein	Interferon alpha/beta receptor agonist	Agonist	MONDO_0002158	fallopian tube cancer	1 Terminated	<a href="https://clinicaltrials.gov/search?id=%22NCT00085384%22">https://clinicaltrials.gov/search?id=%22NCT00085384%22</a>
CHEMBL1201561	PEGINTERFERON ALFA-2B	Protein	Interferon alpha/beta receptor agonist	Agonist	MONDO_0002367	kidney cancer	1 Terminated	<a href="https://clinicaltrials.gov/search?id=%22NCT00589550%22">https://clinicaltrials.gov/search?id=%22NCT00589550%22</a>
CHEMBL1201561	PEGINTERFERON ALFA-2B	Protein	Interferon alpha/beta receptor agonist	Agonist	MONDO_0008170	ovarian cancer	1 Terminated	<a href="https://clinicaltrials.gov/search?id=%22NCT00085384%22">https://clinicaltrials.gov/search?id=%22NCT00085384%22</a>
CHEMBL2108677	PEGINTERFERON BETA-1A	Protein	Interferon alpha/beta receptor agonist	Agonist	EFO_0000694	severe acute respiratory syndrome	3 Recruiting	<a href="https://clinicaltrials.gov/search?id=%22NCT04727424%22">https://clinicaltrials.gov/search?id=%22NCT04727424%22</a>
CHEMBL2108677	PEGINTERFERON BETA-1A	Protein	Interferon alpha/beta receptor agonist	Agonist	EFO_0003929	relapsing-remitting multiple sclerosis	3 Withdrawn	<a href="https://clinicaltrials.gov/search?id=%22NCT01337427%22">https://clinicaltrials.gov/search?id=%22NCT01337427%22</a>
CHEMBL2108677	PEGINTERFERON BETA-1A	Protein	Interferon alpha/beta receptor agonist	Agonist	MONDO_0100096	COVID-19	3 Recruiting	<a href="https://clinicaltrials.gov/search?id=%22NCT04727424%22">https://clinicaltrials.gov/search?id=%22NCT04727424%22</a>
CHEMBL2108677	PEGINTERFERON BETA-1A	Protein	Interferon alpha/beta receptor agonist	Agonist	EFO_0003885	multiple sclerosis	1 Completed	<a href="https://clinicaltrials.gov/search?id=%22NCT02269930%22">https://clinicaltrials.gov/search?id=%22NCT02269930%22</a>
CHEMBL2108677	PEGINTERFERON BETA-1A	Protein	Interferon alpha/beta receptor agonist	Agonist	HP_0000083	Renal insufficiency	1 Completed	<a href="https://clinicaltrials.gov/search?id=%22NCT01119781%22">https://clinicaltrials.gov/search?id=%22NCT01119781%22</a>
CHEMBL2108712	PLOVAMER ACETATE	Small molec	HLA class II histocompatibility antigen, DRB1-15 beta chain mox Modulator	Agonist	EFO_0003929	relapsing-remitting multiple sclerosis	2 Terminated	<a href="https://clinicaltrials.gov/search?id=%22NCT01963611%22">https://clinicaltrials.gov/search?id=%22NCT01963611%22</a>



CHEMBL1201830	RILONACEPT	Protein	Interleukin-1 beta inhibitor	Inhibitor	EFO_0000540	immune system disease	4	<a href="http://www.whocc.no/atc_ddd_index/?code=L04AC04">http://www.whocc.no/atc_ddd_index/?code=L04AC04</a>
CHEMBL1201830	RILONACEPT	Protein	Interleukin-1 beta inhibitor	Inhibitor	EFO_0003884	chronic kidney disease	4 Completed	<a href="https://clinicaltrials.gov/search?id=%22NCT01663103%22">https://clinicaltrials.gov/search?id=%22NCT01663103%22</a>
CHEMBL1201830	RILONACEPT	Protein	Interleukin-1 beta inhibitor	Inhibitor	Orphanet_208650	Cryopyrin-associated periodic syndrom	4	<a href="http://dailymed.nlm.nih.gov/dailymed/drugInfo.cfm?setid=282f4099-e848-432a-bac1-">http://dailymed.nlm.nih.gov/dailymed/drugInfo.cfm?setid=282f4099-e848-432a-bac1-</a>
CHEMBL1201830	RILONACEPT	Protein	Interleukin-1 beta inhibitor	Inhibitor	Orphanet_47045	Familial cold urticaria	3 Completed	<a href="https://clinicaltrials.gov/search?id=%22NCT00288704%22">https://clinicaltrials.gov/search?id=%22NCT00288704%22</a>
CHEMBL1201830	RILONACEPT	Protein	Interleukin-1 beta inhibitor	Inhibitor	Orphanet_575	Muckle-Wells syndrome	3 Completed	<a href="https://clinicaltrials.gov/search?id=%22NCT00288704%22">https://clinicaltrials.gov/search?id=%22NCT00288704%22</a>
CHEMBL1201830	RILONACEPT	Protein	Interleukin-1 beta inhibitor	Inhibitor	EFO_0002609	juvenile idiopathic arthritis	2 Completed	<a href="https://clinicaltrials.gov/search?id=%22NCT00534495%22">https://clinicaltrials.gov/search?id=%22NCT00534495%22</a>
CHEMBL1201830	RILONACEPT	Protein	Interleukin-1 beta inhibitor	Inhibitor	EFO_0004274	gout	2 Completed	<a href="https://clinicaltrials.gov/search?id=%22NCT00610363%22">https://clinicaltrials.gov/search?id=%22NCT00610363%22</a>
CHEMBL1201830	RILONACEPT	Protein	Interleukin-1 beta inhibitor	Inhibitor	EFO_0007427	pericarditis	2 Completed	<a href="https://clinicaltrials.gov/search?id=%22NCT03980522%22">https://clinicaltrials.gov/search?id=%22NCT03980522%22</a>
CHEMBL1201830	RILONACEPT	Protein	Interleukin-1 beta inhibitor	Inhibitor	EFO_1001345	Hepatitis, Alcoholic	2 Completed	<a href="https://clinicaltrials.gov/search?id=%22NCT01903798%22">https://clinicaltrials.gov/search?id=%22NCT01903798%22</a>
CHEMBL1201830	RILONACEPT	Protein	Interleukin-1 beta inhibitor	Inhibitor	EFO_1001881	cold urticaria	2 Completed	<a href="https://clinicaltrials.gov/search?id=%22NCT02171416%22">https://clinicaltrials.gov/search?id=%22NCT02171416%22</a>
CHEMBL1201830	RILONACEPT	Protein	Interleukin-1 beta inhibitor	Inhibitor	Orphanet_210115	Sterile multifocal osteomyelitis with p	2 Completed	<a href="https://clinicaltrials.gov/search?id=%22NCT01801449%22">https://clinicaltrials.gov/search?id=%22NCT01801449%22</a>
CHEMBL1201830	RILONACEPT	Protein	Interleukin-1 beta inhibitor	Inhibitor	Orphanet_342	Familial Mediterranean fever	2 Completed	<a href="https://clinicaltrials.gov/search?id=%22NCT00582907%22">https://clinicaltrials.gov/search?id=%22NCT00582907%22</a>
CHEMBL1201830	RILONACEPT	Protein	Interleukin-1 beta inhibitor	Inhibitor	EFO_0000404	diffuse scleroderma	1 Completed	<a href="https://clinicaltrials.gov/search?id=%22NCT01538719%22">https://clinicaltrials.gov/search?id=%22NCT01538719%22</a>
CHEMBL1201830	RILONACEPT	Protein	Interleukin-1 beta inhibitor	Inhibitor	EFO_0001359	type I diabetes mellitus	1 Completed	<a href="https://clinicaltrials.gov/search?id=%22NCT00962026%22">https://clinicaltrials.gov/search?id=%22NCT00962026%22</a>
CHEMBL1201830	RILONACEPT	Protein	Interleukin-1 beta inhibitor	Inhibitor	EFO_1001999	systemic juvenile idiopathic arthritis	1 Completed	<a href="https://clinicaltrials.gov/search?id=%22NCT01803321%22">https://clinicaltrials.gov/search?id=%22NCT01803321%22</a>
CHEMBL1201830	RILONACEPT	Protein	Interleukin-1 beta inhibitor	Inhibitor	EFO_0004238	hearing loss	0 Unknown status	<a href="https://clinicaltrials.gov/search?id=%22NCT02828033%22">https://clinicaltrials.gov/search?id=%22NCT02828033%22</a>
CHEMBL1201576	RITUXIMAB	Antibody	B-lymphocyte antigen CD20 binding agent	Binding agent	EFO_0000474	epilepsy	4 Not yet recruiting	<a href="https://clinicaltrials.gov/search?id=%22NCT04542629%22">https://clinicaltrials.gov/search?id=%22NCT04542629%22</a>
CHEMBL1201576	RITUXIMAB	Antibody	B-lymphocyte antigen CD20 binding agent	Binding agent	EFO_0004194	IGA glomerulonephritis	4 Recruiting	<a href="https://clinicaltrials.gov/search?id=%22NCT04525729%22">https://clinicaltrials.gov/search?id=%22NCT04525729%22</a>
CHEMBL1201576	RITUXIMAB	Antibody	B-lymphocyte antigen CD20 binding agent	Binding agent	HP_0000083	Renal insufficiency	4 Terminated	<a href="https://clinicaltrials.gov/search?id=%22NCT01312064%22">https://clinicaltrials.gov/search?id=%22NCT01312064%22</a>
CHEMBL1201576	RITUXIMAB	Antibody	B-lymphocyte antigen CD20 binding agent	Binding agent	EFO_0003929	relapsing-remitting multiple sclerosis	3 Recruiting	<a href="https://clinicaltrials.gov/search?id=%22NCT04578639%22">https://clinicaltrials.gov/search?id=%22NCT04578639%22</a>
CHEMBL1201576	RITUXIMAB	Antibody	B-lymphocyte antigen CD20 binding agent	Binding agent	EFO_0004719	pemphigus vulgaris	3 Completed	<a href="https://clinicaltrials.gov/search?id=%22NCT02383589%22">https://clinicaltrials.gov/search?id=%22NCT02383589%22</a> , <a href="https://clinicaltrials.gov/sea">https://clinicaltrials.gov/sea</a>
CHEMBL1201576	RITUXIMAB	Antibody	B-lymphocyte antigen CD20 binding agent	Binding agent	EFO_0004826	anti-neutrophil antibody associated va	3 Completed	<a href="https://clinicaltrials.gov/search?id=%22NCT01697267%22">https://clinicaltrials.gov/search?id=%22NCT01697267%22</a> , <a href="https://clinicaltrials.gov/sea">https://clinicaltrials.gov/sea</a>
CHEMBL1201576	RITUXIMAB	Antibody	B-lymphocyte antigen CD20 binding agent	Binding agent	EFO_0009562	polyneuropathy	3 Completed	<a href="https://clinicaltrials.gov/search?id=%22NCT00259974%22">https://clinicaltrials.gov/search?id=%22NCT00259974%22</a>
CHEMBL1201576	RITUXIMAB	Antibody	B-lymphocyte antigen CD20 binding agent	Binding agent	HP_0000093	Proteinuria	3 Terminated	<a href="https://clinicaltrials.gov/search?id=%22NCT01164098%22">https://clinicaltrials.gov/search?id=%22NCT01164098%22</a>
CHEMBL1201576	RITUXIMAB	Antibody	B-lymphocyte antigen CD20 binding agent	Binding agent	MONDO_0000432	lymphoplasmacytic lymphoma	3 Completed	<a href="https://clinicaltrials.gov/search?id=%22NCT00801281%22">https://clinicaltrials.gov/search?id=%22NCT00801281%22</a>
CHEMBL1201576	RITUXIMAB	Antibody	B-lymphocyte antigen CD20 binding agent	Binding agent	EFO_0000255	angioimmunoblastic T-cell lymphoma	2 Completed	<a href="https://clinicaltrials.gov/search?id=%22NCT00169156%22">https://clinicaltrials.gov/search?id=%22NCT00169156%22</a>
CHEMBL1201576	RITUXIMAB	Antibody	B-lymphocyte antigen CD20 binding agent	Binding agent	EFO_0000389	cutaneous melanoma	2 Unknown status	<a href="https://clinicaltrials.gov/search?id=%22NCT02142335%22">https://clinicaltrials.gov/search?id=%22NCT02142335%22</a>
CHEMBL1201576	RITUXIMAB	Antibody	B-lymphocyte antigen CD20 binding agent	Binding agent	EFO_0000540	immune system disease	2 Recruiting	<a href="https://clinicaltrials.gov/search?id=%22NCT03651518%22">https://clinicaltrials.gov/search?id=%22NCT03651518%22</a>
CHEMBL1201576	RITUXIMAB	Antibody	B-lymphocyte antigen CD20 binding agent	Binding agent	EFO_0000557	juvenile dermatomyositis	2 Completed	<a href="https://clinicaltrials.gov/search?id=%22NCT00106184%22">https://clinicaltrials.gov/search?id=%22NCT00106184%22</a>
CHEMBL1201576	RITUXIMAB	Antibody	B-lymphocyte antigen CD20 binding agent	Binding agent	EFO_0000717	systemic scleroderma	2 Unknown status	<a href="https://clinicaltrials.gov/search?id=%22NCT00379431%22">https://clinicaltrials.gov/search?id=%22NCT00379431%22</a>
CHEMBL1201576	RITUXIMAB	Antibody	B-lymphocyte antigen CD20 binding agent	Binding agent	EFO_0000729	ulcerative colitis	2 Completed	<a href="https://clinicaltrials.gov/search?id=%22NCT00261118%22">https://clinicaltrials.gov/search?id=%22NCT00261118%22</a>
CHEMBL1201576	RITUXIMAB	Antibody	B-lymphocyte antigen CD20 binding agent	Binding agent	EFO_0000765	AIDS	2 Recruiting	<a href="https://clinicaltrials.gov/search?id=%22NCT02199184%22">https://clinicaltrials.gov/search?id=%22NCT02199184%22</a>

CHEMBL1201576	RITUXIMAB	Antibody	B-lymphocyte antigen CD20 binding agent	Binding agent	EFO_0000772	pneumococcal infection	2 Active, not recruiting	<a href="https://clinicaltrials.gov/search?id=%22NCT03069703%22">https://clinicaltrials.gov/search?id=%22NCT03069703%22</a>
CHEMBL1201576	RITUXIMAB	Antibody	B-lymphocyte antigen CD20 binding agent	Binding agent	EFO_0002612	human herpesvirus 8 infection	2 Recruiting	<a href="https://clinicaltrials.gov/search?id=%22NCT01419561%22">https://clinicaltrials.gov/search?id=%22NCT01419561%22</a>
CHEMBL1201576	RITUXIMAB	Antibody	B-lymphocyte antigen CD20 binding agent	Binding agent	EFO_0002689	antiphospholipid syndrome	2 Completed	<a href="https://clinicaltrials.gov/search?id=%22NCT00537290%22">https://clinicaltrials.gov/search?id=%22NCT00537290%22</a>
CHEMBL1201576	RITUXIMAB	Antibody	B-lymphocyte antigen CD20 binding agent	Binding agent	EFO_0003032	anaplastic large cell lymphoma	2 Completed	<a href="https://clinicaltrials.gov/search?id=%22NCT01686165%22">https://clinicaltrials.gov/search?id=%22NCT01686165%22</a> , <a href="https://clinicaltrials.gov/sea">https://clinicaltrials.gov/sea</a>
CHEMBL1201576	RITUXIMAB	Antibody	B-lymphocyte antigen CD20 binding agent	Binding agent	EFO_0003100	peripheral neuropathy	2 Unknown status	<a href="https://clinicaltrials.gov/search?id=%22NCT00006072%22">https://clinicaltrials.gov/search?id=%22NCT00006072%22</a>
CHEMBL1201576	RITUXIMAB	Antibody	B-lymphocyte antigen CD20 binding agent	Binding agent	EFO_0003144	heart failure	2 Not yet recruiting	<a href="https://clinicaltrials.gov/search?id=%22NCT03332888%22">https://clinicaltrials.gov/search?id=%22NCT03332888%22</a>
CHEMBL1201576	RITUXIMAB	Antibody	B-lymphocyte antigen CD20 binding agent	Binding agent	EFO_0003780	Behcet's syndrome	2 Completed	<a href="https://clinicaltrials.gov/search?id=%22NCT00664599%22">https://clinicaltrials.gov/search?id=%22NCT00664599%22</a>
CHEMBL1201576	RITUXIMAB	Antibody	B-lymphocyte antigen CD20 binding agent	Binding agent	EFO_0003840	chronic progressive multiple sclerosis	2 Completed	<a href="https://clinicaltrials.gov/search?id=%22NCT02545959%22">https://clinicaltrials.gov/search?id=%22NCT02545959%22</a>
CHEMBL1201576	RITUXIMAB	Antibody	B-lymphocyte antigen CD20 binding agent	Binding agent	EFO_0003860	pancreatic neoplasm	2 Completed	<a href="https://clinicaltrials.gov/search?id=%22NCT00001805%22">https://clinicaltrials.gov/search?id=%22NCT00001805%22</a>
CHEMBL1201576	RITUXIMAB	Antibody	B-lymphocyte antigen CD20 binding agent	Binding agent	EFO_0003869	breast neoplasm	2 Completed	<a href="https://clinicaltrials.gov/search?id=%22NCT00001805%22">https://clinicaltrials.gov/search?id=%22NCT00001805%22</a>
CHEMBL1201576	RITUXIMAB	Antibody	B-lymphocyte antigen CD20 binding agent	Binding agent	EFO_0003897	stomach neoplasm	2 Completed	<a href="https://clinicaltrials.gov/search?id=%22NCT00001805%22">https://clinicaltrials.gov/search?id=%22NCT00001805%22</a>
CHEMBL1201576	RITUXIMAB	Antibody	B-lymphocyte antigen CD20 binding agent	Binding agent	EFO_0003898	ankylosing spondylitis	2 Unknown status	<a href="https://clinicaltrials.gov/search?id=%22NCT00432653%22">https://clinicaltrials.gov/search?id=%22NCT00432653%22</a>
CHEMBL1201576	RITUXIMAB	Antibody	B-lymphocyte antigen CD20 binding agent	Binding agent	EFO_0004244	interstitial lung disease	2 Withdrawn	<a href="https://clinicaltrials.gov/search?id=%22NCT02789397%22">https://clinicaltrials.gov/search?id=%22NCT02789397%22</a>
CHEMBL1201576	RITUXIMAB	Antibody	B-lymphocyte antigen CD20 binding agent	Binding agent	EFO_0004254	membranous glomerulonephritis	2 Completed	<a href="https://clinicaltrials.gov/search?id=%22NCT01180036%22">https://clinicaltrials.gov/search?id=%22NCT01180036%22</a>
CHEMBL1201576	RITUXIMAB	Antibody	B-lymphocyte antigen CD20 binding agent	Binding agent	EFO_0004255	nephrotic syndrome	2 Recruiting	<a href="https://clinicaltrials.gov/search?id=%22NCT04783675%22">https://clinicaltrials.gov/search?id=%22NCT04783675%22</a> , <a href="https://clinicaltrials.gov/sea">https://clinicaltrials.gov/sea</a>
CHEMBL1201576	RITUXIMAB	Antibody	B-lymphocyte antigen CD20 binding agent	Binding agent	EFO_0004288	colonic neoplasm	2 Completed	<a href="https://clinicaltrials.gov/search?id=%22NCT00001805%22">https://clinicaltrials.gov/search?id=%22NCT00001805%22</a>
CHEMBL1201576	RITUXIMAB	Antibody	B-lymphocyte antigen CD20 binding agent	Binding agent	EFO_0004540	chronic fatigue syndrome	2 Completed	<a href="https://clinicaltrials.gov/search?id=%22NCT00848692%22">https://clinicaltrials.gov/search?id=%22NCT00848692%22</a>
CHEMBL1201576	RITUXIMAB	Antibody	B-lymphocyte antigen CD20 binding agent	Binding agent	EFO_0004599	acute graft vs. host disease	2 Completed	<a href="https://clinicaltrials.gov/search?id=%22NCT00771875%22">https://clinicaltrials.gov/search?id=%22NCT00771875%22</a>
CHEMBL1201576	RITUXIMAB	Antibody	B-lymphocyte antigen CD20 binding agent	Binding agent	EFO_0005761	lupus nephritis	2 Completed	<a href="https://clinicaltrials.gov/search?id=%22NCT02260934%22">https://clinicaltrials.gov/search?id=%22NCT02260934%22</a>
CHEMBL1201576	RITUXIMAB	Antibody	B-lymphocyte antigen CD20 binding agent	Binding agent	EFO_0007208	Churg-Strauss syndrome	2 Terminated	<a href="https://clinicaltrials.gov/search?id=%22NCT00424749%22">https://clinicaltrials.gov/search?id=%22NCT00424749%22</a>
CHEMBL1201576	RITUXIMAB	Antibody	B-lymphocyte antigen CD20 binding agent	Binding agent	EFO_0007332	Japanese encephalitis	2 Not yet recruiting	<a href="https://clinicaltrials.gov/search?id=%22NCT03274375%22">https://clinicaltrials.gov/search?id=%22NCT03274375%22</a>
CHEMBL1201576	RITUXIMAB	Antibody	B-lymphocyte antigen CD20 binding agent	Binding agent	EFO_0007359	mast-cell leukemia	2 Completed	<a href="https://clinicaltrials.gov/search?id=%22NCT00186628%22">https://clinicaltrials.gov/search?id=%22NCT00186628%22</a>
CHEMBL1201576	RITUXIMAB	Antibody	B-lymphocyte antigen CD20 binding agent	Binding agent	EFO_0009538	chronic inflammatory demyelinating p	2 Not yet recruiting	<a href="https://clinicaltrials.gov/search?id=%22NCT04480450%22">https://clinicaltrials.gov/search?id=%22NCT04480450%22</a>
CHEMBL1201576	RITUXIMAB	Antibody	B-lymphocyte antigen CD20 binding agent	Binding agent	EFO_0010580	blastic plasmacytoid dendritic cell neo	2 Recruiting	<a href="https://clinicaltrials.gov/search?id=%22NCT04216524%22">https://clinicaltrials.gov/search?id=%22NCT04216524%22</a>
CHEMBL1201576	RITUXIMAB	Antibody	B-lymphocyte antigen CD20 binding agent	Binding agent	EFO_1000318	Langerhans Cell Histiocytosis	2 Recruiting	<a href="https://clinicaltrials.gov/search?id=%22NCT03096782%22">https://clinicaltrials.gov/search?id=%22NCT03096782%22</a>
CHEMBL1201576	RITUXIMAB	Antibody	B-lymphocyte antigen CD20 binding agent	Binding agent	EFO_1000749	pemphigus	2 Recruiting	<a href="https://clinicaltrials.gov/search?id=%22NCT04400994%22">https://clinicaltrials.gov/search?id=%22NCT04400994%22</a>
CHEMBL1201576	RITUXIMAB	Antibody	B-lymphocyte antigen CD20 binding agent	Binding agent	EFO_1000783	diabetic neuropathy	2 Completed	<a href="https://clinicaltrials.gov/search?id=%22NCT00050245%22">https://clinicaltrials.gov/search?id=%22NCT00050245%22</a>
CHEMBL1201576	RITUXIMAB	Antibody	B-lymphocyte antigen CD20 binding agent	Binding agent	EFO_1000784	microscopic polyangiitis	2 Completed	<a href="https://clinicaltrials.gov/search?id=%22NCT00104299%22">https://clinicaltrials.gov/search?id=%22NCT00104299%22</a>
CHEMBL1201576	RITUXIMAB	Antibody	B-lymphocyte antigen CD20 binding agent	Binding agent	EFO_1000868	chronic inflammatory demyelinating p	2 Active, not recruiting	<a href="https://clinicaltrials.gov/search?id=%22NCT03864185%22">https://clinicaltrials.gov/search?id=%22NCT03864185%22</a>
CHEMBL1201576	RITUXIMAB	Antibody	B-lymphocyte antigen CD20 binding agent	Binding agent	EFO_1001050	multiple system atrophy	2 Recruiting	<a href="https://clinicaltrials.gov/search?id=%22NCT04004819%22">https://clinicaltrials.gov/search?id=%22NCT04004819%22</a>
CHEMBL1201576	RITUXIMAB	Antibody	B-lymphocyte antigen CD20 binding agent	Binding agent	EFO_1001264	Anemia, Hemolytic, Autoimmune	2 Completed	<a href="https://clinicaltrials.gov/search?id=%22NCT00749112%22">https://clinicaltrials.gov/search?id=%22NCT00749112%22</a> , <a href="https://clinicaltrials.gov/sea">https://clinicaltrials.gov/sea</a>
CHEMBL1201576	RITUXIMAB	Antibody	B-lymphocyte antigen CD20 binding agent	Binding agent	EFO_1001946	childhood B acute lymphoblastic leuke	2 Terminated	<a href="https://clinicaltrials.gov/search?id=%22NCT00058461%22">https://clinicaltrials.gov/search?id=%22NCT00058461%22</a>

CHEMBL1201576	RITUXIMAB	Antibody	B-lymphocyte antigen CD20 binding agent	Binding agent	HP_0012664	Reduced ejection fraction	2	Not yet recruiting	<a href="https://clinicaltrials.gov/search?id=%22NCT03332888%22">https://clinicaltrials.gov/search?id=%22NCT03332888%22</a>
CHEMBL1201576	RITUXIMAB	Antibody	B-lymphocyte antigen CD20 binding agent	Binding agent	MONDO_0000870	childhood acute lymphoblastic leuker	2	Completed	<a href="https://clinicaltrials.gov/search?id=%22NCT00057811%22">https://clinicaltrials.gov/search?id=%22NCT00057811%22</a>
CHEMBL1201576	RITUXIMAB	Antibody	B-lymphocyte antigen CD20 binding agent	Binding agent	MONDO_0001549	hemolytic-uremic syndrome	2	Unknown status	<a href="https://clinicaltrials.gov/search?id=%22NCT00531089%22">https://clinicaltrials.gov/search?id=%22NCT00531089%22</a>
CHEMBL1201576	RITUXIMAB	Antibody	B-lymphocyte antigen CD20 binding agent	Binding agent	MONDO_0003541	adult acute lymphoblastic leukemia	2	Withdrawn	<a href="https://clinicaltrials.gov/search?id=%22NCT02538926%22">https://clinicaltrials.gov/search?id=%22NCT02538926%22</a>
CHEMBL1201576	RITUXIMAB	Antibody	B-lymphocyte antigen CD20 binding agent	Binding agent	MONDO_0004695	liver lymphoma	2	Recruiting	<a href="https://clinicaltrials.gov/search?id=%22NCT04115631%22">https://clinicaltrials.gov/search?id=%22NCT04115631%22</a>
CHEMBL1201576	RITUXIMAB	Antibody	B-lymphocyte antigen CD20 binding agent	Binding agent	MONDO_0009348	classic Hodgkin lymphoma	2	Completed	<a href="https://clinicaltrials.gov/search?id=%22NCT00654732%22">https://clinicaltrials.gov/search?id=%22NCT00654732%22</a>
CHEMBL1201576	RITUXIMAB	Antibody	B-lymphocyte antigen CD20 binding agent	Binding agent	MONDO_0018170	idiopathic nephrotic syndrome	2	Completed	<a href="https://clinicaltrials.gov/search?id=%22NCT01268033%22">https://clinicaltrials.gov/search?id=%22NCT01268033%22</a>
CHEMBL1201576	RITUXIMAB	Antibody	B-lymphocyte antigen CD20 binding agent	Binding agent	MONDO_0019139	acquired hemophilia	2	Unknown status	<a href="https://clinicaltrials.gov/search?id=%22NCT03700229%22">https://clinicaltrials.gov/search?id=%22NCT03700229%22</a>
CHEMBL1201576	RITUXIMAB	Antibody	B-lymphocyte antigen CD20 binding agent	Binding agent	MONDO_0020743	mixed phenotype acute leukemia	2	Recruiting	<a href="https://clinicaltrials.gov/search?id=%22NCT02135874%22">https://clinicaltrials.gov/search?id=%22NCT02135874%22</a>
CHEMBL1201576	RITUXIMAB	Antibody	B-lymphocyte antigen CD20 binding agent	Binding agent	MONDO_0021117	lung neoplasm	2	Completed	<a href="https://clinicaltrials.gov/search?id=%22NCT00001805%22">https://clinicaltrials.gov/search?id=%22NCT00001805%22</a>
CHEMBL1201576	RITUXIMAB	Antibody	B-lymphocyte antigen CD20 binding agent	Binding agent	MONDO_0044917	T-lymphoblastic lymphoma	2	Withdrawn	<a href="https://clinicaltrials.gov/search?id=%22NCT02538926%22">https://clinicaltrials.gov/search?id=%22NCT02538926%22</a>
CHEMBL1201576	RITUXIMAB	Antibody	B-lymphocyte antigen CD20 binding agent	Binding agent	Orphanet_232	Sickle cell anemia	2	Terminated	<a href="https://clinicaltrials.gov/search?id=%22NCT01279616%22">https://clinicaltrials.gov/search?id=%22NCT01279616%22</a>
CHEMBL1201576	RITUXIMAB	Antibody	B-lymphocyte antigen CD20 binding agent	Binding agent	Orphanet_238510	Lymphoproliferative syndrome	2	Terminated	<a href="https://clinicaltrials.gov/search?id=%22NCT00869323%22">https://clinicaltrials.gov/search?id=%22NCT00869323%22</a>
CHEMBL1201576	RITUXIMAB	Antibody	B-lymphocyte antigen CD20 binding agent	Binding agent	Orphanet_797	Sarcoidosis	2	Completed	<a href="https://clinicaltrials.gov/search?id=%22NCT00855205%22">https://clinicaltrials.gov/search?id=%22NCT00855205%22</a>
CHEMBL1201576	RITUXIMAB	Antibody	B-lymphocyte antigen CD20 binding agent	Binding agent	Orphanet_98878	Hemophilia A	2	Completed	<a href="https://clinicaltrials.gov/search?id=%22NCT00331006%22">https://clinicaltrials.gov/search?id=%22NCT00331006%22</a>
CHEMBL1201576	RITUXIMAB	Antibody	B-lymphocyte antigen CD20 binding agent	Binding agent	EFO_0000096	neoplasm of mature B-cells	1	Suspended	<a href="https://clinicaltrials.gov/search?id=%22NCT04607772%22">https://clinicaltrials.gov/search?id=%22NCT04607772%22</a>
CHEMBL1201576	RITUXIMAB	Antibody	B-lymphocyte antigen CD20 binding agent	Binding agent	EFO_0000183	Hodgkins lymphoma	1	Withdrawn	<a href="https://clinicaltrials.gov/search?id=%22NCT02408042%22">https://clinicaltrials.gov/search?id=%22NCT02408042%22</a>
CHEMBL1201576	RITUXIMAB	Antibody	B-lymphocyte antigen CD20 binding agent	Binding agent	EFO_0000191	MALT lymphoma	1	Terminated	<a href="https://clinicaltrials.gov/search?id=%22NCT00012298%22">https://clinicaltrials.gov/search?id=%22NCT00012298%22</a>
CHEMBL1201576	RITUXIMAB	Antibody	B-lymphocyte antigen CD20 binding agent	Binding agent	EFO_0000198	myelodysplastic syndrome	1	Active, not recruiting	<a href="https://clinicaltrials.gov/search?id=%22NCT02960646%22">https://clinicaltrials.gov/search?id=%22NCT02960646%22</a> , <a href="https://clinicaltrials.gov/sea">https://clinicaltrials.gov/sea</a>
CHEMBL1201576	RITUXIMAB	Antibody	B-lymphocyte antigen CD20 binding agent	Binding agent	EFO_0000209	T-cell acute lymphoblastic leukemia	1	Recruiting	<a href="https://clinicaltrials.gov/search?id=%22NCT03808610%22">https://clinicaltrials.gov/search?id=%22NCT03808610%22</a>
CHEMBL1201576	RITUXIMAB	Antibody	B-lymphocyte antigen CD20 binding agent	Binding agent	EFO_0000220	acute lymphoblastic leukemia	1	Recruiting	<a href="https://clinicaltrials.gov/search?id=%22NCT01371630%22">https://clinicaltrials.gov/search?id=%22NCT01371630%22</a> , <a href="https://clinicaltrials.gov/sea">https://clinicaltrials.gov/sea</a>
CHEMBL1201576	RITUXIMAB	Antibody	B-lymphocyte antigen CD20 binding agent	Binding agent	EFO_0000222	acute myeloid leukemia	1	Completed	<a href="https://clinicaltrials.gov/search?id=%22NCT02779283%22">https://clinicaltrials.gov/search?id=%22NCT02779283%22</a>
CHEMBL1201576	RITUXIMAB	Antibody	B-lymphocyte antigen CD20 binding agent	Binding agent	EFO_0000304	breast adenocarcinoma	1	Suspended	<a href="https://clinicaltrials.gov/search?id=%22NCT03432741%22">https://clinicaltrials.gov/search?id=%22NCT03432741%22</a>
CHEMBL1201576	RITUXIMAB	Antibody	B-lymphocyte antigen CD20 binding agent	Binding agent	EFO_0000309	Burkitts lymphoma	1	Completed	<a href="https://clinicaltrials.gov/search?id=%22NCT01397825%22">https://clinicaltrials.gov/search?id=%22NCT01397825%22</a> , <a href="https://clinicaltrials.gov/sea">https://clinicaltrials.gov/sea</a>
CHEMBL1201576	RITUXIMAB	Antibody	B-lymphocyte antigen CD20 binding agent	Binding agent	EFO_0000311	cancer	1	Active, not recruiting	<a href="https://clinicaltrials.gov/search?id=%22NCT00788684%22">https://clinicaltrials.gov/search?id=%22NCT00788684%22</a> , <a href="https://clinicaltrials.gov/sea">https://clinicaltrials.gov/sea</a>
CHEMBL1201576	RITUXIMAB	Antibody	B-lymphocyte antigen CD20 binding agent	Binding agent	EFO_0000339	chronic myelogenous leukemia	1	Active, not recruiting	<a href="https://clinicaltrials.gov/search?id=%22NCT01619761%22">https://clinicaltrials.gov/search?id=%22NCT01619761%22</a>
CHEMBL1201576	RITUXIMAB	Antibody	B-lymphocyte antigen CD20 binding agent	Binding agent	EFO_0000384	Crohn's disease	1	Recruiting	<a href="https://clinicaltrials.gov/search?id=%22NCT00692939%22">https://clinicaltrials.gov/search?id=%22NCT00692939%22</a>
CHEMBL1201576	RITUXIMAB	Antibody	B-lymphocyte antigen CD20 binding agent	Binding agent	EFO_0000565	leukemia	1	Recruiting	<a href="https://clinicaltrials.gov/search?id=%22NCT02356159%22">https://clinicaltrials.gov/search?id=%22NCT02356159%22</a>
CHEMBL1201576	RITUXIMAB	Antibody	B-lymphocyte antigen CD20 binding agent	Binding agent	EFO_0000616	neoplasm	1	Recruiting	<a href="https://clinicaltrials.gov/search?id=%22NCT03783403%22">https://clinicaltrials.gov/search?id=%22NCT03783403%22</a>
CHEMBL1201576	RITUXIMAB	Antibody	B-lymphocyte antigen CD20 binding agent	Binding agent	EFO_0000685	rheumatoid arthritis	1	Terminated	<a href="https://clinicaltrials.gov/search?id=%22NCT03061838%22">https://clinicaltrials.gov/search?id=%22NCT03061838%22</a> , <a href="https://clinicaltrials.gov/sea">https://clinicaltrials.gov/sea</a>
CHEMBL1201576	RITUXIMAB	Antibody	B-lymphocyte antigen CD20 binding agent	Binding agent	EFO_0000692	schizophrenia	1	Recruiting	<a href="https://clinicaltrials.gov/search?id=%22NCT03983018%22">https://clinicaltrials.gov/search?id=%22NCT03983018%22</a>
CHEMBL1201576	RITUXIMAB	Antibody	B-lymphocyte antigen CD20 binding agent	Binding agent	EFO_0000699	Sjogren syndrome	1	Completed	<a href="https://clinicaltrials.gov/search?id=%22NCT00101829%22">https://clinicaltrials.gov/search?id=%22NCT00101829%22</a> , <a href="https://clinicaltrials.gov/sea">https://clinicaltrials.gov/sea</a>

CHEMBL1201576	RITUXIMAB	Antibody	B-lymphocyte antigen CD20 binding agent	Binding agent	EFO_0000707	squamous cell carcinoma	1 Completed	<a href="https://clinicaltrials.gov/search?id=%22NCT04361409%22">https://clinicaltrials.gov/search?id=%22NCT04361409%22</a>
CHEMBL1201576	RITUXIMAB	Antibody	B-lymphocyte antigen CD20 binding agent	Binding agent	EFO_0000768	idiopathic pulmonary fibrosis	1 Completed	<a href="https://clinicaltrials.gov/search?id=%22NCT01266317%22">https://clinicaltrials.gov/search?id=%22NCT01266317%22</a>
CHEMBL1201576	RITUXIMAB	Antibody	B-lymphocyte antigen CD20 binding agent	Binding agent	EFO_0001359	type I diabetes mellitus	1 Unknown status	<a href="https://clinicaltrials.gov/search?id=%22NCT00798785%22">https://clinicaltrials.gov/search?id=%22NCT00798785%22</a>
CHEMBL1201576	RITUXIMAB	Antibody	B-lymphocyte antigen CD20 binding agent	Binding agent	EFO_0001378	multiple myeloma	1 Terminated	<a href="https://clinicaltrials.gov/search?id=%22NCT00176475%22">https://clinicaltrials.gov/search?id=%22NCT00176475%22</a> , <a href="https://clinicaltrials.gov/sea">https://clinicaltrials.gov/sea</a>
CHEMBL1201576	RITUXIMAB	Antibody	B-lymphocyte antigen CD20 binding agent	Binding agent	EFO_0001423	encephalomyelitis	1 Completed	<a href="https://clinicaltrials.gov/search?id=%22NCT00259805%22">https://clinicaltrials.gov/search?id=%22NCT00259805%22</a>
CHEMBL1201576	RITUXIMAB	Antibody	B-lymphocyte antigen CD20 binding agent	Binding agent	EFO_0001642	lymphoid neoplasm	1 Terminated	<a href="https://clinicaltrials.gov/search?id=%22NCT01596127%22">https://clinicaltrials.gov/search?id=%22NCT01596127%22</a>
CHEMBL1201576	RITUXIMAB	Antibody	B-lymphocyte antigen CD20 binding agent	Binding agent	EFO_0002508	Parkinson's disease	1 Recruiting	<a href="https://clinicaltrials.gov/search?id=%22NCT04127578%22">https://clinicaltrials.gov/search?id=%22NCT04127578%22</a>
CHEMBL1201576	RITUXIMAB	Antibody	B-lymphocyte antigen CD20 binding agent	Binding agent	EFO_0002617	metastatic melanoma	1 Terminated	<a href="https://clinicaltrials.gov/search?id=%22NCT01032122%22">https://clinicaltrials.gov/search?id=%22NCT01032122%22</a>
CHEMBL1201576	RITUXIMAB	Antibody	B-lymphocyte antigen CD20 binding agent	Binding agent	EFO_0002690	systemic lupus erythematosus	1 Completed	<a href="https://clinicaltrials.gov/search?id=%22NCT00036491%22">https://clinicaltrials.gov/search?id=%22NCT00036491%22</a>
CHEMBL1201576	RITUXIMAB	Antibody	B-lymphocyte antigen CD20 binding agent	Binding agent	EFO_0003778	psoriatic arthritis	1 Completed	<a href="https://clinicaltrials.gov/search?id=%22NCT00509678%22">https://clinicaltrials.gov/search?id=%22NCT00509678%22</a>
CHEMBL1201576	RITUXIMAB	Antibody	B-lymphocyte antigen CD20 binding agent	Binding agent	EFO_0003884	chronic kidney disease	1 Completed	<a href="https://clinicaltrials.gov/search?id=%22NCT01178216%22">https://clinicaltrials.gov/search?id=%22NCT01178216%22</a> , <a href="https://clinicaltrials.gov/sea">https://clinicaltrials.gov/sea</a>
CHEMBL1201576	RITUXIMAB	Antibody	B-lymphocyte antigen CD20 binding agent	Binding agent	EFO_0003885	multiple sclerosis	1 Terminated	<a href="https://clinicaltrials.gov/search?id=%22NCT01212094%22">https://clinicaltrials.gov/search?id=%22NCT01212094%22</a>
CHEMBL1201576	RITUXIMAB	Antibody	B-lymphocyte antigen CD20 binding agent	Binding agent	EFO_0004145	myopathy	1 Terminated	<a href="https://clinicaltrials.gov/search?id=%22NCT00278564%22">https://clinicaltrials.gov/search?id=%22NCT00278564%22</a>
CHEMBL1201576	RITUXIMAB	Antibody	B-lymphocyte antigen CD20 binding agent	Binding agent	EFO_0004236	focal segmental glomerulosclerosis	1 Recruiting	<a href="https://clinicaltrials.gov/search?id=%22NCT03763643%22">https://clinicaltrials.gov/search?id=%22NCT03763643%22</a>
CHEMBL1201576	RITUXIMAB	Antibody	B-lymphocyte antigen CD20 binding agent	Binding agent	EFO_0004256	neuromyelitis optica	1 Completed	<a href="https://clinicaltrials.gov/search?id=%22NCT00787722%22">https://clinicaltrials.gov/search?id=%22NCT00787722%22</a> , <a href="https://clinicaltrials.gov/sea">https://clinicaltrials.gov/sea</a>
CHEMBL1201576	RITUXIMAB	Antibody	B-lymphocyte antigen CD20 binding agent	Binding agent	EFO_0004289	lymphoid leukemia	1 Completed	<a href="https://clinicaltrials.gov/search?id=%22NCT00366418%22">https://clinicaltrials.gov/search?id=%22NCT00366418%22</a>
CHEMBL1201576	RITUXIMAB	Antibody	B-lymphocyte antigen CD20 binding agent	Binding agent	EFO_0004991	Myasthenia gravis	1 Completed	<a href="https://clinicaltrials.gov/search?id=%22NCT00619671%22">https://clinicaltrials.gov/search?id=%22NCT00619671%22</a>
CHEMBL1201576	RITUXIMAB	Antibody	B-lymphocyte antigen CD20 binding agent	Binding agent	EFO_0005140	autoimmune disease	1 Completed	<a href="https://clinicaltrials.gov/search?id=%22NCT01086631%22">https://clinicaltrials.gov/search?id=%22NCT01086631%22</a>
CHEMBL1201576	RITUXIMAB	Antibody	B-lymphocyte antigen CD20 binding agent	Binding agent	EFO_0005297	Granulomatosis with Polyangiitis	1 Completed	<a href="https://clinicaltrials.gov/search?id=%22NCT00072592%22">https://clinicaltrials.gov/search?id=%22NCT00072592%22</a>
CHEMBL1201576	RITUXIMAB	Antibody	B-lymphocyte antigen CD20 binding agent	Binding agent	EFO_0005531	urticaria	1 Terminated	<a href="https://clinicaltrials.gov/search?id=%22NCT00216762%22">https://clinicaltrials.gov/search?id=%22NCT00216762%22</a>
CHEMBL1201576	RITUXIMAB	Antibody	B-lymphocyte antigen CD20 binding agent	Binding agent	EFO_0005952	non-Hodgkins Lymphoma	1 Recruiting	<a href="https://clinicaltrials.gov/search?id=%22NCT04673617%22">https://clinicaltrials.gov/search?id=%22NCT04673617%22</a> , <a href="https://clinicaltrials.gov/sea">https://clinicaltrials.gov/sea</a>
CHEMBL1201576	RITUXIMAB	Antibody	B-lymphocyte antigen CD20 binding agent	Binding agent	EFO_0007160	autoimmune thrombocytopenic purpu	1 Completed	<a href="https://clinicaltrials.gov/search?id=%22NCT01713738%22">https://clinicaltrials.gov/search?id=%22NCT01713738%22</a>
CHEMBL1201576	RITUXIMAB	Antibody	B-lymphocyte antigen CD20 binding agent	Binding agent	EFO_0007187	bullous pemphigoid	1 Completed	<a href="https://clinicaltrials.gov/search?id=%22NCT00286325%22">https://clinicaltrials.gov/search?id=%22NCT00286325%22</a>
CHEMBL1201576	RITUXIMAB	Antibody	B-lymphocyte antigen CD20 binding agent	Binding agent	EFO_0007498	Stiff-Person syndrome	1 Terminated	<a href="https://clinicaltrials.gov/search?id=%22NCT02282514%22">https://clinicaltrials.gov/search?id=%22NCT02282514%22</a>
CHEMBL1201576	RITUXIMAB	Antibody	B-lymphocyte antigen CD20 binding agent	Binding agent	EFO_0008520	primary progressive multiple sclerosis	1 Completed	<a href="https://clinicaltrials.gov/search?id=%22NCT02253264%22">https://clinicaltrials.gov/search?id=%22NCT02253264%22</a>
CHEMBL1201576	RITUXIMAB	Antibody	B-lymphocyte antigen CD20 binding agent	Binding agent	EFO_0008522	secondary progressive multiple sclero:	1 Completed	<a href="https://clinicaltrials.gov/search?id=%22NCT02253264%22">https://clinicaltrials.gov/search?id=%22NCT02253264%22</a>
CHEMBL1201576	RITUXIMAB	Antibody	B-lymphocyte antigen CD20 binding agent	Binding agent	EFO_0008610	ocular cicatricial pemphigoid	1 Completed	<a href="https://clinicaltrials.gov/search?id=%22NCT00584935%22">https://clinicaltrials.gov/search?id=%22NCT00584935%22</a>
CHEMBL1201576	RITUXIMAB	Antibody	B-lymphocyte antigen CD20 binding agent	Binding agent	EFO_0009606	macular degeneration	1 Completed	<a href="https://clinicaltrials.gov/search?id=%22NCT02332941%22">https://clinicaltrials.gov/search?id=%22NCT02332941%22</a>
CHEMBL1201576	RITUXIMAB	Antibody	B-lymphocyte antigen CD20 binding agent	Binding agent	EFO_1000131	Blast Phase Chronic Myelogenous Leu	1 Active, not recruiting	<a href="https://clinicaltrials.gov/search?id=%22NCT02960646%22">https://clinicaltrials.gov/search?id=%22NCT02960646%22</a>
CHEMBL1201576	RITUXIMAB	Antibody	B-lymphocyte antigen CD20 binding agent	Binding agent	EFO_1000550	Splenic Marginal Zone Lymphoma	1 Completed	<a href="https://clinicaltrials.gov/search?id=%22NCT00438880%22">https://clinicaltrials.gov/search?id=%22NCT00438880%22</a>
CHEMBL1201576	RITUXIMAB	Antibody	B-lymphocyte antigen CD20 binding agent	Binding agent	EFO_1000956	hairy cell leukemia	1 Recruiting	<a href="https://clinicaltrials.gov/search?id=%22NCT03805932%22">https://clinicaltrials.gov/search?id=%22NCT03805932%22</a>
CHEMBL1201576	RITUXIMAB	Antibody	B-lymphocyte antigen CD20 binding agent	Binding agent	EFO_1001051	mycosis fungoides	1 Suspended	<a href="https://clinicaltrials.gov/search?id=%22NCT03432741%22">https://clinicaltrials.gov/search?id=%22NCT03432741%22</a>

CHEMBL1201576	RITUXIMAB	Antibody	B-lymphocyte antigen CD20 binding agent	Binding agent	EFO_1001365	Lymphoma, AIDS-Related	1	Terminated	<a href="https://clinicaltrials.gov/search?id=%22NCT00036855%22">https://clinicaltrials.gov/search?id=%22NCT00036855%22</a>
CHEMBL1201576	RITUXIMAB	Antibody	B-lymphocyte antigen CD20 binding agent	Binding agent	EFO_1001383	Opsoclonus-Myoclonus Syndrome	1	Completed	<a href="https://clinicaltrials.gov/search?id=%22NCT00244361%22">https://clinicaltrials.gov/search?id=%22NCT00244361%22</a>
CHEMBL1201576	RITUXIMAB	Antibody	B-lymphocyte antigen CD20 binding agent	Binding agent	EFO_1001466	Graves ophthalmopathy	1	Completed	<a href="https://clinicaltrials.gov/search?id=%22NCT00150111%22">https://clinicaltrials.gov/search?id=%22NCT00150111%22</a> , <a href="https://clinicaltrials.gov/sea">https://clinicaltrials.gov/sea</a>
CHEMBL1201576	RITUXIMAB	Antibody	B-lymphocyte antigen CD20 binding agent	Binding agent	EFO_1001486	primary biliary cirrhosis	1	Completed	<a href="https://clinicaltrials.gov/search?id=%22NCT00364819%22">https://clinicaltrials.gov/search?id=%22NCT00364819%22</a>
CHEMBL1201576	RITUXIMAB	Antibody	B-lymphocyte antigen CD20 binding agent	Binding agent	EFO_1001779	chronic myelomonocytic leukemia	1	Active, not recruiting	<a href="https://clinicaltrials.gov/search?id=%22NCT02960646%22">https://clinicaltrials.gov/search?id=%22NCT02960646%22</a>
CHEMBL1201576	RITUXIMAB	Antibody	B-lymphocyte antigen CD20 binding agent	Binding agent	EFO_1002048	kidney failure	1	Not yet recruiting	<a href="https://clinicaltrials.gov/search?id=%22NCT04540380%22">https://clinicaltrials.gov/search?id=%22NCT04540380%22</a>
CHEMBL1201576	RITUXIMAB	Antibody	B-lymphocyte antigen CD20 binding agent	Binding agent	HP_0001871	Abnormality of blood and blood-formi	1	Not yet recruiting	<a href="https://clinicaltrials.gov/search?id=%22NCT04243434%22">https://clinicaltrials.gov/search?id=%22NCT04243434%22</a>
CHEMBL1201576	RITUXIMAB	Antibody	B-lymphocyte antigen CD20 binding agent	Binding agent	HP_0001915	Aplastic anemia	1	Active, not recruiting	<a href="https://clinicaltrials.gov/search?id=%22NCT02960646%22">https://clinicaltrials.gov/search?id=%22NCT02960646%22</a>
CHEMBL1201576	RITUXIMAB	Antibody	B-lymphocyte antigen CD20 binding agent	Binding agent	MONDO_0000873	lymphoblastic lymphoma	1	Active, not recruiting	<a href="https://clinicaltrials.gov/search?id=%22NCT02960646%22">https://clinicaltrials.gov/search?id=%22NCT02960646%22</a>
CHEMBL1201576	RITUXIMAB	Antibody	B-lymphocyte antigen CD20 binding agent	Binding agent	MONDO_0001023	prolymphocytic leukemia	1	Active, not recruiting	<a href="https://clinicaltrials.gov/search?id=%22NCT02296918%22">https://clinicaltrials.gov/search?id=%22NCT02296918%22</a>
CHEMBL1201576	RITUXIMAB	Antibody	B-lymphocyte antigen CD20 binding agent	Binding agent	MONDO_0001437	pulmonary alveolar proteinosis	1	Completed	<a href="https://clinicaltrials.gov/search?id=%22NCT01842386%22">https://clinicaltrials.gov/search?id=%22NCT01842386%22</a>
CHEMBL1201576	RITUXIMAB	Antibody	B-lymphocyte antigen CD20 binding agent	Binding agent	MONDO_0001718	scleritis	1	Completed	<a href="https://clinicaltrials.gov/search?id=%22NCT00415506%22">https://clinicaltrials.gov/search?id=%22NCT00415506%22</a>
CHEMBL1201576	RITUXIMAB	Antibody	B-lymphocyte antigen CD20 binding agent	Binding agent	MONDO_0002083	Richter syndrome	1	Completed	<a href="https://clinicaltrials.gov/search?id=%22NCT00472849%22">https://clinicaltrials.gov/search?id=%22NCT00472849%22</a>
CHEMBL1201576	RITUXIMAB	Antibody	B-lymphocyte antigen CD20 binding agent	Binding agent	MONDO_0002334	hematopoietic and lymphoid system n	1	Recruiting	<a href="https://clinicaltrials.gov/search?id=%22NCT04022239%22">https://clinicaltrials.gov/search?id=%22NCT04022239%22</a>
CHEMBL1201576	RITUXIMAB	Antibody	B-lymphocyte antigen CD20 binding agent	Binding agent	MONDO_0002462	glomerulonephritis	1	Completed	<a href="https://clinicaltrials.gov/search?id=%22NCT00275613%22">https://clinicaltrials.gov/search?id=%22NCT00275613%22</a>
CHEMBL1201576	RITUXIMAB	Antibody	B-lymphocyte antigen CD20 binding agent	Binding agent	MONDO_0004095	B-cell neoplasm	1	Recruiting	<a href="https://clinicaltrials.gov/search?id=%22NCT02911142%22">https://clinicaltrials.gov/search?id=%22NCT02911142%22</a>
CHEMBL1201576	RITUXIMAB	Antibody	B-lymphocyte antigen CD20 binding agent	Binding agent	MONDO_0013730	graft versus host disease	1	Recruiting	<a href="https://clinicaltrials.gov/search?id=%22NCT03689894%22">https://clinicaltrials.gov/search?id=%22NCT03689894%22</a>
CHEMBL1201576	RITUXIMAB	Antibody	B-lymphocyte antigen CD20 binding agent	Binding agent	MONDO_0015564	Castleman disease	1	Withdrawn	<a href="https://clinicaltrials.gov/search?id=%22NCT02228512%22">https://clinicaltrials.gov/search?id=%22NCT02228512%22</a>
CHEMBL1201576	RITUXIMAB	Antibody	B-lymphocyte antigen CD20 binding agent	Binding agent	MONDO_0015760	T-cell non-Hodgkin lymphoma	1	Recruiting	<a href="https://clinicaltrials.gov/search?id=%22NCT01701986%22">https://clinicaltrials.gov/search?id=%22NCT01701986%22</a>
CHEMBL1201576	RITUXIMAB	Antibody	B-lymphocyte antigen CD20 binding agent	Binding agent	MONDO_0018896	thrombotic thrombocytopenic purpura	1	Withdrawn	<a href="https://clinicaltrials.gov/search?id=%22NCT00251277%22">https://clinicaltrials.gov/search?id=%22NCT00251277%22</a>
CHEMBL1201576	RITUXIMAB	Antibody	B-lymphocyte antigen CD20 binding agent	Binding agent	MONDO_0019088	post-transplant lymphoproliferative d	1	Terminated	<a href="https://clinicaltrials.gov/search?id=%22NCT00036855%22">https://clinicaltrials.gov/search?id=%22NCT00036855%22</a>
CHEMBL1201576	RITUXIMAB	Antibody	B-lymphocyte antigen CD20 binding agent	Binding agent	MONDO_0019457	therapy related acute myeloid leukem	1	Active, not recruiting	<a href="https://clinicaltrials.gov/search?id=%22NCT01619761%22">https://clinicaltrials.gov/search?id=%22NCT01619761%22</a>
CHEMBL1201576	RITUXIMAB	Antibody	B-lymphocyte antigen CD20 binding agent	Binding agent	MONDO_0019465	nodal marginal zone B-cell lymphoma	1	Terminated	<a href="https://clinicaltrials.gov/search?id=%22NCT00012298%22">https://clinicaltrials.gov/search?id=%22NCT00012298%22</a>
CHEMBL1201576	RITUXIMAB	Antibody	B-lymphocyte antigen CD20 binding agent	Binding agent	MONDO_0024880	metastatic malignant neoplasm	1	Terminated	<a href="https://clinicaltrials.gov/search?id=%22NCT01596127%22">https://clinicaltrials.gov/search?id=%22NCT01596127%22</a>
CHEMBL1201576	RITUXIMAB	Antibody	B-lymphocyte antigen CD20 binding agent	Binding agent	MONDO_0044881	hematopoietic and lymphoid cell neop	1	Active, not recruiting	<a href="https://clinicaltrials.gov/search?id=%22NCT02367196%22">https://clinicaltrials.gov/search?id=%22NCT02367196%22</a> , <a href="https://clinicaltrials.gov/sea">https://clinicaltrials.gov/sea</a>
CHEMBL1201576	RITUXIMAB	Antibody	B-lymphocyte antigen CD20 binding agent	Binding agent	MONDO_0044887	central nervous system non-hodgkin l	1	Recruiting	<a href="https://clinicaltrials.gov/search?id=%22NCT02315326%22">https://clinicaltrials.gov/search?id=%22NCT02315326%22</a> , <a href="https://clinicaltrials.gov/sea">https://clinicaltrials.gov/sea</a>
CHEMBL1201576	RITUXIMAB	Antibody	B-lymphocyte antigen CD20 binding agent	Binding agent	MONDO_0044889	high grade B-cell lymphoma	1	Active, not recruiting	<a href="https://clinicaltrials.gov/search?id=%22NCT03742258%22">https://clinicaltrials.gov/search?id=%22NCT03742258%22</a> , <a href="https://clinicaltrials.gov/sea">https://clinicaltrials.gov/sea</a>
CHEMBL1201576	RITUXIMAB	Antibody	B-lymphocyte antigen CD20 binding agent	Binding agent	Orphanet_1334	Chronic mucocutaneous candidosis	1	Completed	<a href="https://clinicaltrials.gov/search?id=%22NCT01842386%22">https://clinicaltrials.gov/search?id=%22NCT01842386%22</a>
CHEMBL1201576	RITUXIMAB	Antibody	B-lymphocyte antigen CD20 binding agent	Binding agent	Orphanet_282	Frontotemporal dementia	1	Recruiting	<a href="https://clinicaltrials.gov/search?id=%22NCT04408625%22">https://clinicaltrials.gov/search?id=%22NCT04408625%22</a>
CHEMBL1201576	RITUXIMAB	Antibody	B-lymphocyte antigen CD20 binding agent	Binding agent	Orphanet_309144	Gangliosidosis	1	Recruiting	<a href="https://clinicaltrials.gov/search?id=%22NCT03952637%22">https://clinicaltrials.gov/search?id=%22NCT03952637%22</a>
CHEMBL1201576	RITUXIMAB	Antibody	B-lymphocyte antigen CD20 binding agent	Binding agent	Orphanet_365	Glycogen storage disease due to acid r	1	Active, not recruiting	<a href="https://clinicaltrials.gov/search?id=%22NCT02240407%22">https://clinicaltrials.gov/search?id=%22NCT02240407%22</a>
CHEMBL1201576	RITUXIMAB	Antibody	B-lymphocyte antigen CD20 binding agent	Binding agent	Orphanet_84	Fanconi anemia	1	Not yet recruiting	<a href="https://clinicaltrials.gov/search?id=%22NCT04784052%22">https://clinicaltrials.gov/search?id=%22NCT04784052%22</a>

CHEMBL1201576	RITUXIMAB	Antibody	B-lymphocyte antigen CD20 binding agent	Binding agent	EFO_0000095	chronic lymphocytic leukemia	0 Completed	<a href="https://clinicaltrials.gov/search?id=%22NCT00017381%22">https://clinicaltrials.gov/search?id=%22NCT00017381%22</a>
CHEMBL1201576	RITUXIMAB	Antibody	B-lymphocyte antigen CD20 binding agent	Binding agent	EFO_0000403	diffuse large B-cell lymphoma	0 Completed	<a href="https://clinicaltrials.gov/search?id=%22NCT00017381%22">https://clinicaltrials.gov/search?id=%22NCT00017381%22</a>
CHEMBL1201576	RITUXIMAB	Antibody	B-lymphocyte antigen CD20 binding agent	Binding agent	EFO_0000574	lymphoma	0 Terminated	<a href="https://clinicaltrials.gov/search?id=%22NCT00515138%22">https://clinicaltrials.gov/search?id=%22NCT00515138%22</a>
CHEMBL1201576	RITUXIMAB	Antibody	B-lymphocyte antigen CD20 binding agent	Binding agent	EFO_0000621	neuroblastoma	0 Active, not recruiting	<a href="https://clinicaltrials.gov/search?id=%22NCT00790413%22">https://clinicaltrials.gov/search?id=%22NCT00790413%22</a>
CHEMBL1201576	RITUXIMAB	Antibody	B-lymphocyte antigen CD20 binding agent	Binding agent	EFO_0003086	kidney disease	0 Completed	<a href="https://clinicaltrials.gov/search?id=%22NCT00405340%22">https://clinicaltrials.gov/search?id=%22NCT00405340%22</a>
CHEMBL1201576	RITUXIMAB	Antibody	B-lymphocyte antigen CD20 binding agent	Binding agent	EFO_0009441	Waldenstrom macroglobulinemia	0 Completed	<a href="https://clinicaltrials.gov/search?id=%22NCT00017381%22">https://clinicaltrials.gov/search?id=%22NCT00017381%22</a>
CHEMBL1201576	RITUXIMAB	Antibody	B-lymphocyte antigen CD20 binding agent	Binding agent	EFO_1000157	Central Nervous System Lymphoma	0 Recruiting	<a href="https://clinicaltrials.gov/search?id=%22NCT03684980%22">https://clinicaltrials.gov/search?id=%22NCT03684980%22</a>
CHEMBL1201576	RITUXIMAB	Antibody	B-lymphocyte antigen CD20 binding agent	Binding agent	EFO_1000630	marginal zone B-cell lymphoma	0 Completed	<a href="https://clinicaltrials.gov/search?id=%22NCT00017381%22">https://clinicaltrials.gov/search?id=%22NCT00017381%22</a>
CHEMBL1201576	RITUXIMAB	Antibody	B-lymphocyte antigen CD20 binding agent	Binding agent	EFO_1001469	Mantle cell lymphoma	0 Active, not recruiting	<a href="https://clinicaltrials.gov/search?id=%22NCT03295240%22">https://clinicaltrials.gov/search?id=%22NCT03295240%22</a>
CHEMBL1201576	RITUXIMAB	Antibody	B-lymphocyte antigen CD20 binding agent	Binding agent	MONDO_0008315	prostate cancer	0 Unknown status	<a href="https://clinicaltrials.gov/search?id=%22NCT01804712%22">https://clinicaltrials.gov/search?id=%22NCT01804712%22</a>
CHEMBL1201576	RITUXIMAB	Antibody	B-lymphocyte antigen CD20 binding agent	Binding agent	MONDO_0018906	follicular lymphoma	0 Completed	<a href="https://clinicaltrials.gov/search?id=%22NCT00017381%22">https://clinicaltrials.gov/search?id=%22NCT00017381%22</a>
CHEMBL4297819	ROPEGINTERFERON ALFA-2B	Unknown	Interferon alpha/beta receptor positive modulator	Positive modulator	EFO_0000479	essential thrombocythemia	3 Recruiting	<a href="https://clinicaltrials.gov/search?id=%22NCT04285086%22">https://clinicaltrials.gov/search?id=%22NCT04285086%22</a>
CHEMBL4297819	ROPEGINTERFERON ALFA-2B	Unknown	Interferon alpha/beta receptor positive modulator	Positive modulator	EFO_0002429	polycythemia vera	2 Active, not recruiting	<a href="https://clinicaltrials.gov/search?id=%22NCT04182100%22">https://clinicaltrials.gov/search?id=%22NCT04182100%22</a> , <a href="https://clinicaltrials.gov/sea">https://clinicaltrials.gov/sea</a>
CHEMBL4297819	ROPEGINTERFERON ALFA-2B	Unknown	Interferon alpha/beta receptor positive modulator	Positive modulator	EFO_0000182	hepatocellular carcinoma	1 Recruiting	<a href="https://clinicaltrials.gov/search?id=%22NCT04233840%22">https://clinicaltrials.gov/search?id=%22NCT04233840%22</a>
CHEMBL4297819	ROPEGINTERFERON ALFA-2B	Unknown	Interferon alpha/beta receptor positive modulator	Positive modulator	EFO_0000339	chronic myelogenous leukemia	1 Completed	<a href="https://clinicaltrials.gov/search?id=%22NCT01933906%22">https://clinicaltrials.gov/search?id=%22NCT01933906%22</a>
CHEMBL4297819	ROPEGINTERFERON ALFA-2B	Unknown	Interferon alpha/beta receptor positive modulator	Positive modulator	EFO_0004220	chronic hepatitis C virus infection	1 Recruiting	<a href="https://clinicaltrials.gov/search?id=%22NCT04774107%22">https://clinicaltrials.gov/search?id=%22NCT04774107%22</a>
CHEMBL4297819	ROPEGINTERFERON ALFA-2B	Unknown	Interferon alpha/beta receptor positive modulator	Positive modulator	EFO_0004239	chronic hepatitis B virus infection	1 Not yet recruiting	<a href="https://clinicaltrials.gov/search?id=%22NCT04638439%22">https://clinicaltrials.gov/search?id=%22NCT04638439%22</a>
CHEMBL4297819	ROPEGINTERFERON ALFA-2B	Unknown	Interferon alpha/beta receptor positive modulator	Positive modulator	EFO_0007304	hepatitis D virus infection	1 Not yet recruiting	<a href="https://clinicaltrials.gov/search?id=%22NCT04638439%22">https://clinicaltrials.gov/search?id=%22NCT04638439%22</a>
CHEMBL2109477	SELICRELUMAB	Antibody	Tumor necrosis factor receptor superfamily member 5 agonist	Agonist	EFO_0000096	neoplasm of mature B-cells	1 Terminated	<a href="https://clinicaltrials.gov/search?id=%22NCT03892525%22">https://clinicaltrials.gov/search?id=%22NCT03892525%22</a>
CHEMBL2109477	SELICRELUMAB	Antibody	Tumor necrosis factor receptor superfamily member 5 agonist	Agonist	EFO_0000756	melanoma	1 Completed	<a href="https://clinicaltrials.gov/search?id=%22NCT01103635%22">https://clinicaltrials.gov/search?id=%22NCT01103635%22</a> , <a href="https://clinicaltrials.gov/sea">https://clinicaltrials.gov/sea</a>
CHEMBL2109477	SELICRELUMAB	Antibody	Tumor necrosis factor receptor superfamily member 5 agonist	Agonist	EFO_0003860	pancreatic neoplasm	1 Completed	<a href="https://clinicaltrials.gov/search?id=%22NCT00711191%22">https://clinicaltrials.gov/search?id=%22NCT00711191%22</a>
CHEMBL2109477	SELICRELUMAB	Antibody	Tumor necrosis factor receptor superfamily member 5 agonist	Agonist	EFO_1000044	pancreatic adenocarcinoma	1 Completed	<a href="https://clinicaltrials.gov/search?id=%22NCT01456585%22">https://clinicaltrials.gov/search?id=%22NCT01456585%22</a>
CHEMBL2109477	SELICRELUMAB	Antibody	Tumor necrosis factor receptor superfamily member 5 agonist	Agonist	EFO_1001951	colorectal carcinoma	1 Recruiting	<a href="https://clinicaltrials.gov/search?id=%22NCT03555149%22">https://clinicaltrials.gov/search?id=%22NCT03555149%22</a>
CHEMBL2109477	SELICRELUMAB	Antibody	Tumor necrosis factor receptor superfamily member 5 agonist	Agonist	MONDO_0007254	breast cancer	1 Recruiting	<a href="https://clinicaltrials.gov/search?id=%22NCT03424005%22">https://clinicaltrials.gov/search?id=%22NCT03424005%22</a>
CHEMBL2109477	SELICRELUMAB	Antibody	Tumor necrosis factor receptor superfamily member 5 agonist	Agonist	EFO_0000616	neoplasm	0 Completed	<a href="https://clinicaltrials.gov/search?id=%22NCT02157831%22">https://clinicaltrials.gov/search?id=%22NCT02157831%22</a>
CHEMBL4298047	TAFASITAMAB	Antibody	B-lymphocyte antigen CD19 binding agent	Binding agent	EFO_0000616	neoplasm	4	<a href="http://www.whocc.no/atc_ddd_index/?code=L01XC35">http://www.whocc.no/atc_ddd_index/?code=L01XC35</a>
CHEMBL4298047	TAFASITAMAB	Antibody	B-lymphocyte antigen CD19 binding agent	Binding agent	MONDO_0018906	follicular lymphoma	3 Recruiting	<a href="https://clinicaltrials.gov/search?id=%22NCT04680052%22">https://clinicaltrials.gov/search?id=%22NCT04680052%22</a>
CHEMBL4298047	TAFASITAMAB	Antibody	B-lymphocyte antigen CD19 binding agent	Binding agent	EFO_0000220	acute lymphoblastic leukemia	2 Terminated	<a href="https://clinicaltrials.gov/search?id=%22NCT01685021%22">https://clinicaltrials.gov/search?id=%22NCT01685021%22</a>
CHEMBL4298047	TAFASITAMAB	Antibody	B-lymphocyte antigen CD19 binding agent	Binding agent	EFO_0005952	non-Hodgkins lymphoma	2 Active, not recruiting	<a href="https://clinicaltrials.gov/search?id=%22NCT01685008%22">https://clinicaltrials.gov/search?id=%22NCT01685008%22</a>
CHEMBL4298047	TAFASITAMAB	Antibody	B-lymphocyte antigen CD19 binding agent	Binding agent	MONDO_0001023	prolymphocytic leukemia	2 Active, not recruiting	<a href="https://clinicaltrials.gov/search?id=%22NCT02005289%22">https://clinicaltrials.gov/search?id=%22NCT02005289%22</a>
CHEMBL4298047	TAFASITAMAB	Antibody	B-lymphocyte antigen CD19 binding agent	Binding agent	EFO_0000095	chronic lymphocytic leukemia	1 Completed	<a href="https://clinicaltrials.gov/search?id=%22NCT01161511%22">https://clinicaltrials.gov/search?id=%22NCT01161511%22</a>
CHEMBL4298047	TAFASITAMAB	Antibody	B-lymphocyte antigen CD19 binding agent	Binding agent	EFO_0000096	neoplasm of mature B-cells	1 Suspended	<a href="https://clinicaltrials.gov/search?id=%22NCT04607772%22">https://clinicaltrials.gov/search?id=%22NCT04607772%22</a>

CHEMBL4298047	TAFASITAMAB	Antibody	B-lymphocyte antigen CD19 binding agent	Binding agent	EFO_0000403	diffuse large B-cell lymphoma	1	Active, not recruiting	<a href="https://clinicaltrials.gov/search?id=%22NCT04134936%22">https://clinicaltrials.gov/search?id=%22NCT04134936%22</a>
CHEMBL4298047	TAFASITAMAB	Antibody	B-lymphocyte antigen CD19 binding agent	Binding agent	EFO_0000574	lymphoma	1	Not yet recruiting	<a href="https://clinicaltrials.gov/search?id=%22NCT04882163%22">https://clinicaltrials.gov/search?id=%22NCT04882163%22</a>
CHEMBL3301574	TISAGENLECLEUCEL	Cell	B-lymphocyte antigen CD19 binding agent	Binding agent	EFO_0000616	neoplasm	4		<a href="http://www.whocc.no/atc_ddd_index/?code=L01XX71">http://www.whocc.no/atc_ddd_index/?code=L01XX71</a>
CHEMBL3301574	TISAGENLECLEUCEL	Cell	B-lymphocyte antigen CD19 binding agent	Binding agent	EFO_0000096	neoplasm of mature B-cells	2	Unknown status	<a href="https://clinicaltrials.gov/search?id=%22NCT03391726%22">https://clinicaltrials.gov/search?id=%22NCT03391726%22</a>
CHEMBL3301574	TISAGENLECLEUCEL	Cell	B-lymphocyte antigen CD19 binding agent	Binding agent	EFO_0004289	lymphoid leukemia	2	Active, not recruiting	<a href="https://clinicaltrials.gov/search?id=%22NCT02435849%22">https://clinicaltrials.gov/search?id=%22NCT02435849%22</a>
CHEMBL3301574	TISAGENLECLEUCEL	Cell	B-lymphocyte antigen CD19 binding agent	Binding agent	EFO_0005952	non-Hodgkins lymphoma	2	Active, not recruiting	<a href="https://clinicaltrials.gov/search?id=%22NCT03610724%22">https://clinicaltrials.gov/search?id=%22NCT03610724%22</a>
CHEMBL3301574	TISAGENLECLEUCEL	Cell	B-lymphocyte antigen CD19 binding agent	Binding agent	EFO_1001469	Mantle cell lymphoma	2	Recruiting	<a href="https://clinicaltrials.gov/search?id=%22NCT04234061%22">https://clinicaltrials.gov/search?id=%22NCT04234061%22</a>
CHEMBL3301574	TISAGENLECLEUCEL	Cell	B-lymphocyte antigen CD19 binding agent	Binding agent	MONDO_0000873	lymphoblastic lymphoma	2	Unknown status	<a href="https://clinicaltrials.gov/search?id=%22NCT03321123%22">https://clinicaltrials.gov/search?id=%22NCT03321123%22</a>
CHEMBL3301574	TISAGENLECLEUCEL	Cell	B-lymphocyte antigen CD19 binding agent	Binding agent	MONDO_0018906	follicular lymphoma	2	Active, not recruiting	<a href="https://clinicaltrials.gov/search?id=%22NCT03568461%22">https://clinicaltrials.gov/search?id=%22NCT03568461%22</a>
CHEMBL3301574	TISAGENLECLEUCEL	Cell	B-lymphocyte antigen CD19 binding agent	Binding agent	EFO_0000094	B-cell acute lymphoblastic leukemia	1	Unknown status	<a href="https://clinicaltrials.gov/search?id=%22NCT02924753%22">https://clinicaltrials.gov/search?id=%22NCT02924753%22</a>
CHEMBL3301574	TISAGENLECLEUCEL	Cell	B-lymphocyte antigen CD19 binding agent	Binding agent	EFO_0000095	chronic lymphocytic leukemia	1	Recruiting	<a href="https://clinicaltrials.gov/search?id=%22NCT03853616%22">https://clinicaltrials.gov/search?id=%22NCT03853616%22</a>
CHEMBL3301574	TISAGENLECLEUCEL	Cell	B-lymphocyte antigen CD19 binding agent	Binding agent	EFO_0000220	acute lymphoblastic leukemia	1	Terminated	<a href="https://clinicaltrials.gov/search?id=%22NCT01551043%22">https://clinicaltrials.gov/search?id=%22NCT01551043%22</a>
CHEMBL3301574	TISAGENLECLEUCEL	Cell	B-lymphocyte antigen CD19 binding agent	Binding agent	EFO_0000222	acute myeloid leukemia	1	Recruiting	<a href="https://clinicaltrials.gov/search?id=%22NCT03896854%22">https://clinicaltrials.gov/search?id=%22NCT03896854%22</a>
CHEMBL3301574	TISAGENLECLEUCEL	Cell	B-lymphocyte antigen CD19 binding agent	Binding agent	EFO_0000565	leukemia	1	Recruiting	<a href="https://clinicaltrials.gov/search?id=%22NCT03614858%22">https://clinicaltrials.gov/search?id=%22NCT03614858%22</a>
CHEMBL3301574	TISAGENLECLEUCEL	Cell	B-lymphocyte antigen CD19 binding agent	Binding agent	EFO_0001378	multiple myeloma	1	Completed	<a href="https://clinicaltrials.gov/search?id=%22NCT02135406%22">https://clinicaltrials.gov/search?id=%22NCT02135406%22</a>
CHEMBL3301574	TISAGENLECLEUCEL	Cell	B-lymphocyte antigen CD19 binding agent	Binding agent	EFO_1000157	Central Nervous System Lymphoma	1	Recruiting	<a href="https://clinicaltrials.gov/search?id=%22NCT04134117%22">https://clinicaltrials.gov/search?id=%22NCT04134117%22</a>
CHEMBL3301574	TISAGENLECLEUCEL	Cell	B-lymphocyte antigen CD19 binding agent	Binding agent	EFO_0000183	Hodgkins lymphoma	0	Terminated	<a href="https://clinicaltrials.gov/search?id=%22NCT02624258%22">https://clinicaltrials.gov/search?id=%22NCT02624258%22</a>
CHEMBL3301574	TISAGENLECLEUCEL	Cell	B-lymphocyte antigen CD19 binding agent	Binding agent	EFO_0000403	diffuse large B-cell lymphoma	0	Not yet recruiting	<a href="https://clinicaltrials.gov/search?id=%22NCT04890236%22">https://clinicaltrials.gov/search?id=%22NCT04890236%22</a>
CHEMBL3301574	TISAGENLECLEUCEL	Cell	B-lymphocyte antigen CD19 binding agent	Binding agent	EFO_0000574	lymphoma	0	Completed	<a href="https://clinicaltrials.gov/search?id=%22NCT02476734%22">https://clinicaltrials.gov/search?id=%22NCT02476734%22</a>
CHEMBL3301574	TISAGENLECLEUCEL	Cell	B-lymphocyte antigen CD19 binding agent	Binding agent	EFO_0002618	pancreatic carcinoma	0	Unknown status	<a href="https://clinicaltrials.gov/search?id=%22NCT03497819%22">https://clinicaltrials.gov/search?id=%22NCT03497819%22</a>
CHEMBL1201604	TOSITUMOMAB	Antibody	B-lymphocyte antigen CD20 binding agent	Binding agent	EFO_0000095	chronic lymphocytic leukemia	2	Completed	<a href="https://clinicaltrials.gov/search?id=%22NCT00476047%22">https://clinicaltrials.gov/search?id=%22NCT00476047%22</a>
CHEMBL1201604	TOSITUMOMAB	Antibody	B-lymphocyte antigen CD20 binding agent	Binding agent	EFO_0000574	lymphoma	2	Completed	<a href="https://clinicaltrials.gov/search?id=%22NCT00107380%22">https://clinicaltrials.gov/search?id=%22NCT00107380%22</a> , <a href="https://clinicaltrials.gov/sea">https://clinicaltrials.gov/sea</a>
CHEMBL1201604	TOSITUMOMAB	Antibody	B-lymphocyte antigen CD20 binding agent	Binding agent	EFO_1001469	Mantle cell lymphoma	2	Completed	<a href="https://clinicaltrials.gov/search?id=%22NCT00992992%22">https://clinicaltrials.gov/search?id=%22NCT00992992%22</a>
CHEMBL1201604	TOSITUMOMAB	Antibody	B-lymphocyte antigen CD20 binding agent	Binding agent	EFO_0000096	neoplasm of mature B-cells	1	Completed	<a href="https://clinicaltrials.gov/search?id=%22NCT00434629%22">https://clinicaltrials.gov/search?id=%22NCT00434629%22</a>
CHEMBL1201604	TOSITUMOMAB	Antibody	B-lymphocyte antigen CD20 binding agent	Binding agent	EFO_0005952	non-Hodgkins lymphoma	1	Completed	<a href="https://clinicaltrials.gov/search?id=%22NCT00434629%22">https://clinicaltrials.gov/search?id=%22NCT00434629%22</a> , <a href="https://clinicaltrials.gov/sea">https://clinicaltrials.gov/sea</a>
CHEMBL1201604	TOSITUMOMAB	Antibody	B-lymphocyte antigen CD20 binding agent	Binding agent	MONDO_0018906	follicular lymphoma	1	Completed	<a href="https://clinicaltrials.gov/search?id=%22NCT00315731%22">https://clinicaltrials.gov/search?id=%22NCT00315731%22</a>
CHEMBL3833304	TOSITUMOMAB 131I	Antibody	B-lymphocyte antigen CD20 binding agent	Binding agent	EFO_0000574	lymphoma	2	Completed	<a href="https://clinicaltrials.gov/search?id=%22NCT00006695%22">https://clinicaltrials.gov/search?id=%22NCT00006695%22</a> , <a href="https://clinicaltrials.gov/sea">https://clinicaltrials.gov/sea</a>
CHEMBL3833304	TOSITUMOMAB 131I	Antibody	B-lymphocyte antigen CD20 binding agent	Binding agent	EFO_0001378	multiple myeloma	2	Active, not recruiting	<a href="https://clinicaltrials.gov/search?id=%22NCT00135200%22">https://clinicaltrials.gov/search?id=%22NCT00135200%22</a>
CHEMBL3833304	TOSITUMOMAB 131I	Antibody	B-lymphocyte antigen CD20 binding agent	Binding agent	EFO_0003032	anaplastic large cell lymphoma	2	Completed	<a href="https://clinicaltrials.gov/search?id=%22NCT00073918%22">https://clinicaltrials.gov/search?id=%22NCT00073918%22</a>
CHEMBL3833304	TOSITUMOMAB 131I	Antibody	B-lymphocyte antigen CD20 binding agent	Binding agent	EFO_0000095	chronic lymphocytic leukemia	1	Unknown status	<a href="https://clinicaltrials.gov/search?id=%22NCT00022880%22">https://clinicaltrials.gov/search?id=%22NCT00022880%22</a>
CHEMBL3833304	TOSITUMOMAB 131I	Antibody	B-lymphocyte antigen CD20 binding agent	Binding agent	EFO_0000096	neoplasm of mature B-cells	1	Completed	<a href="https://clinicaltrials.gov/search?id=%22NCT00434629%22">https://clinicaltrials.gov/search?id=%22NCT00434629%22</a>
CHEMBL3833304	TOSITUMOMAB 131I	Antibody	B-lymphocyte antigen CD20 binding agent	Binding agent	EFO_0000183	Hodgkins lymphoma	1	Completed	<a href="https://clinicaltrials.gov/search?id=%22NCT00484874%22">https://clinicaltrials.gov/search?id=%22NCT00484874%22</a>

CHEMBL3833304	TOSITUMOMAB 131I	Antibody	B-lymphocyte antigen CD20 binding agent	Binding agent	EFO_0000309	Burkitts lymphoma	1 Completed	<a href="https://clinicaltrials.gov/search?id=%22NCT00110071%22">https://clinicaltrials.gov/search?id=%22NCT00110071%22</a>
CHEMBL3833304	TOSITUMOMAB 131I	Antibody	B-lymphocyte antigen CD20 binding agent	Binding agent	EFO_0000403	diffuse large B-cell lymphoma	1 Completed	<a href="https://clinicaltrials.gov/search?id=%22NCT00110071%22">https://clinicaltrials.gov/search?id=%22NCT00110071%22</a>
CHEMBL3833304	TOSITUMOMAB 131I	Antibody	B-lymphocyte antigen CD20 binding agent	Binding agent	EFO_0005952	non-Hodgkins lymphoma	1 Completed	<a href="https://clinicaltrials.gov/search?id=%22NCT00434629%22">https://clinicaltrials.gov/search?id=%22NCT00434629%22</a> , <a href="https://clinicaltrials.gov/sea">https://clinicaltrials.gov/sea</a>
CHEMBL3833304	TOSITUMOMAB 131I	Antibody	B-lymphocyte antigen CD20 binding agent	Binding agent	EFO_0009441	Waldenstrom macroglobulinemia	1 Completed	<a href="https://clinicaltrials.gov/search?id=%22NCT00110071%22">https://clinicaltrials.gov/search?id=%22NCT00110071%22</a>
CHEMBL3833304	TOSITUMOMAB 131I	Antibody	B-lymphocyte antigen CD20 binding agent	Binding agent	EFO_1000550	Splenic Marginal Zone Lymphoma	1 Completed	<a href="https://clinicaltrials.gov/search?id=%22NCT00110071%22">https://clinicaltrials.gov/search?id=%22NCT00110071%22</a>
CHEMBL3833304	TOSITUMOMAB 131I	Antibody	B-lymphocyte antigen CD20 binding agent	Binding agent	EFO_1001469	Mantle cell lymphoma	1 Completed	<a href="https://clinicaltrials.gov/search?id=%22NCT00110071%22">https://clinicaltrials.gov/search?id=%22NCT00110071%22</a>
CHEMBL3833304	TOSITUMOMAB 131I	Antibody	B-lymphocyte antigen CD20 binding agent	Binding agent	MONDO_0000873	lymphoblastic lymphoma	1 Completed	<a href="https://clinicaltrials.gov/search?id=%22NCT00110071%22">https://clinicaltrials.gov/search?id=%22NCT00110071%22</a>
CHEMBL3833304	TOSITUMOMAB 131I	Antibody	B-lymphocyte antigen CD20 binding agent	Binding agent	MONDO_0018906	follicular lymphoma	1 Completed	<a href="https://clinicaltrials.gov/search?id=%22NCT00110071%22">https://clinicaltrials.gov/search?id=%22NCT00110071%22</a> , <a href="https://clinicaltrials.gov/sea">https://clinicaltrials.gov/sea</a>
CHEMBL3833304	TOSITUMOMAB 131I	Antibody	B-lymphocyte antigen CD20 binding agent	Binding agent	MONDO_0019465	nodal marginal zone B-cell lymphoma	1 Completed	<a href="https://clinicaltrials.gov/search?id=%22NCT00110071%22">https://clinicaltrials.gov/search?id=%22NCT00110071%22</a>
CHEMBL1743083	TREGALIZUMAB	Antibody	T-cell surface antigen CD4 agonist	Agonist	EFO_0000685	rheumatoid arthritis	2 Completed	<a href="https://clinicaltrials.gov/search?id=%22NCT01481493%22">https://clinicaltrials.gov/search?id=%22NCT01481493%22</a>
CHEMBL1743083	TREGALIZUMAB	Antibody	T-cell surface antigen CD4 agonist	Agonist	EFO_1001494	psoriasis vulgaris	2 Completed	<a href="https://clinicaltrials.gov/search?id=%22NCT01072383%22">https://clinicaltrials.gov/search?id=%22NCT01072383%22</a>
CHEMBL1743083	TREGALIZUMAB	Antibody	T-cell surface antigen CD4 agonist	Agonist	MONDO_0004784	allergic asthma	2 Recruiting	<a href="https://clinicaltrials.gov/search?id=%22NCT04673591%22">https://clinicaltrials.gov/search?id=%22NCT04673591%22</a>
CHEMBL4297845	TRU-015	Unknown	B-lymphocyte antigen CD20 binding agent	Binding agent	EFO_0000685	rheumatoid arthritis	2 Terminated	<a href="https://clinicaltrials.gov/search?id=%22NCT00634933%22">https://clinicaltrials.gov/search?id=%22NCT00634933%22</a>
CHEMBL4297845	TRU-015	Unknown	B-lymphocyte antigen CD20 binding agent	Binding agent	EFO_0000574	lymphoma	1 Terminated	<a href="https://clinicaltrials.gov/search?id=%22NCT00521638%22">https://clinicaltrials.gov/search?id=%22NCT00521638%22</a>
CHEMBL4297845	TRU-015	Unknown	B-lymphocyte antigen CD20 binding agent	Binding agent	EFO_0002690	systemic lupus erythematosus	1 Terminated	<a href="https://clinicaltrials.gov/search?id=%22NCT00479622%22">https://clinicaltrials.gov/search?id=%22NCT00479622%22</a>
CHEMBL2108354	UBLITUXIMAB	Antibody	B-lymphocyte antigen CD20 binding agent	Binding agent	EFO_0000403	diffuse large B-cell lymphoma	2 Recruiting	<a href="https://clinicaltrials.gov/search?id=%22NCT02793583%22">https://clinicaltrials.gov/search?id=%22NCT02793583%22</a>
CHEMBL2108354	UBLITUXIMAB	Antibody	B-lymphocyte antigen CD20 binding agent	Binding agent	EFO_0003885	multiple sclerosis	2 Completed	<a href="https://clinicaltrials.gov/search?id=%22NCT02738775%22">https://clinicaltrials.gov/search?id=%22NCT02738775%22</a>
CHEMBL2108354	UBLITUXIMAB	Antibody	B-lymphocyte antigen CD20 binding agent	Binding agent	EFO_0003929	relapsing-remitting multiple sclerosis	2 Active, not recruiting	<a href="https://clinicaltrials.gov/search?id=%22NCT03381170%22">https://clinicaltrials.gov/search?id=%22NCT03381170%22</a>
CHEMBL2108354	UBLITUXIMAB	Antibody	B-lymphocyte antigen CD20 binding agent	Binding agent	MONDO_0018906	follicular lymphoma	2 Recruiting	<a href="https://clinicaltrials.gov/search?id=%22NCT03828448%22">https://clinicaltrials.gov/search?id=%22NCT03828448%22</a> , <a href="https://clinicaltrials.gov/sea">https://clinicaltrials.gov/sea</a>
CHEMBL2108354	UBLITUXIMAB	Antibody	B-lymphocyte antigen CD20 binding agent	Binding agent	EFO_0000095	chronic lymphocytic leukemia	1 Recruiting	<a href="https://clinicaltrials.gov/search?id=%22NCT03671590%22">https://clinicaltrials.gov/search?id=%22NCT03671590%22</a> , <a href="https://clinicaltrials.gov/sea">https://clinicaltrials.gov/sea</a>
CHEMBL2108354	UBLITUXIMAB	Antibody	B-lymphocyte antigen CD20 binding agent	Binding agent	EFO_0000096	neoplasm of mature B-cells	1 Recruiting	<a href="https://clinicaltrials.gov/search?id=%22NCT03804996%22">https://clinicaltrials.gov/search?id=%22NCT03804996%22</a>
CHEMBL2108354	UBLITUXIMAB	Antibody	B-lymphocyte antigen CD20 binding agent	Binding agent	EFO_0004256	neuromyelitis optica	1 Completed	<a href="https://clinicaltrials.gov/search?id=%22NCT02276963%22">https://clinicaltrials.gov/search?id=%22NCT02276963%22</a>
CHEMBL2108354	UBLITUXIMAB	Antibody	B-lymphocyte antigen CD20 binding agent	Binding agent	EFO_0009441	Waldenstrom macroglobulinemia	1 Completed	<a href="https://clinicaltrials.gov/search?id=%22NCT01744912%22">https://clinicaltrials.gov/search?id=%22NCT01744912%22</a>
CHEMBL2108354	UBLITUXIMAB	Antibody	B-lymphocyte antigen CD20 binding agent	Binding agent	EFO_1001469	Mantle cell lymphoma	1 Completed	<a href="https://clinicaltrials.gov/search?id=%22NCT01744912%22">https://clinicaltrials.gov/search?id=%22NCT01744912%22</a>
CHEMBL3137347	VARLILUMAB	Antibody	CD27 antigen agonist	Agonist	EFO_0000519	glioblastoma multiforme	2 Recruiting	<a href="https://clinicaltrials.gov/search?id=%22NCT03688178%22">https://clinicaltrials.gov/search?id=%22NCT03688178%22</a>
CHEMBL3137347	VARLILUMAB	Antibody	CD27 antigen agonist	Agonist	EFO_1001961	intrahepatic cholangiocarcinoma	2 Not yet recruiting	<a href="https://clinicaltrials.gov/search?id=%22NCT04941287%22">https://clinicaltrials.gov/search?id=%22NCT04941287%22</a>
CHEMBL3137347	VARLILUMAB	Antibody	CD27 antigen agonist	Agonist	EFO_0000272	astrocytoma	1 Active, not recruiting	<a href="https://clinicaltrials.gov/search?id=%22NCT02924038%22">https://clinicaltrials.gov/search?id=%22NCT02924038%22</a>
CHEMBL3137347	VARLILUMAB	Antibody	CD27 antigen agonist	Agonist	EFO_0000574	lymphoma	1 Active, not recruiting	<a href="https://clinicaltrials.gov/search?id=%22NCT03307746%22">https://clinicaltrials.gov/search?id=%22NCT03307746%22</a>
CHEMBL3137347	VARLILUMAB	Antibody	CD27 antigen agonist	Agonist	EFO_0000630	oligoastrocytoma	1 Active, not recruiting	<a href="https://clinicaltrials.gov/search?id=%22NCT02924038%22">https://clinicaltrials.gov/search?id=%22NCT02924038%22</a>
CHEMBL3137347	VARLILUMAB	Antibody	CD27 antigen agonist	Agonist	EFO_0000632	oligodendroglioma	1 Active, not recruiting	<a href="https://clinicaltrials.gov/search?id=%22NCT02924038%22">https://clinicaltrials.gov/search?id=%22NCT02924038%22</a>
CHEMBL3137347	VARLILUMAB	Antibody	CD27 antigen agonist	Agonist	EFO_0000681	renal cell carcinoma	1 Terminated	<a href="https://clinicaltrials.gov/search?id=%22NCT02386111%22">https://clinicaltrials.gov/search?id=%22NCT02386111%22</a>
CHEMBL3137347	VARLILUMAB	Antibody	CD27 antigen agonist	Agonist	EFO_0000756	melanoma	1 Terminated	<a href="https://clinicaltrials.gov/search?id=%22NCT02413827%22">https://clinicaltrials.gov/search?id=%22NCT02413827%22</a>



CHEMBL3137347	VARLILUMAB	Antibody	CD27 antigen agonist	Agonist	EFO_0003060	non-small cell lung carcinoma	1 Recruiting	<a href="https://clinicaltrials.gov/search?id=%22NCT04081688%22">https://clinicaltrials.gov/search?id=%22NCT04081688%22</a>
CHEMBL3137347	VARLILUMAB	Antibody	CD27 antigen agonist	Agonist	EFO_0003863	urogenital neoplasm	1 Terminated	<a href="https://clinicaltrials.gov/search?id=%22NCT02386111%22">https://clinicaltrials.gov/search?id=%22NCT02386111%22</a>
CHEMBL1743088	VELTUZUMAB	Antibody	B-lymphocyte antigen CD20 binding agent	Binding agent	EFO_0000685	rheumatoid arthritis	2 Terminated	<a href="https://clinicaltrials.gov/search?id=%22NCT01390545%22">https://clinicaltrials.gov/search?id=%22NCT01390545%22</a>
CHEMBL1743088	VELTUZUMAB	Antibody	B-lymphocyte antigen CD20 binding agent	Binding agent	EFO_0000095	chronic lymphocytic leukemia	1 Completed	<a href="https://clinicaltrials.gov/search?id=%22NCT00546793%22">https://clinicaltrials.gov/search?id=%22NCT00546793%22</a>
CHEMBL1743088	VELTUZUMAB	Antibody	B-lymphocyte antigen CD20 binding agent	Binding agent	EFO_0000220	acute lymphoblastic leukemia	1 Unknown status	<a href="https://clinicaltrials.gov/search?id=%22NCT01279707%22">https://clinicaltrials.gov/search?id=%22NCT01279707%22</a>
CHEMBL1743088	VELTUZUMAB	Antibody	B-lymphocyte antigen CD20 binding agent	Binding agent	EFO_0000403	diffuse large B-cell lymphoma	1 Withdrawn	<a href="https://clinicaltrials.gov/search?id=%22NCT01101581%22">https://clinicaltrials.gov/search?id=%22NCT01101581%22</a>
CHEMBL1743088	VELTUZUMAB	Antibody	B-lymphocyte antigen CD20 binding agent	Binding agent	EFO_0000574	lymphoma	1 Completed	<a href="https://clinicaltrials.gov/search?id=%22NCT00989586%22">https://clinicaltrials.gov/search?id=%22NCT00989586%22</a>
CHEMBL1743088	VELTUZUMAB	Antibody	B-lymphocyte antigen CD20 binding agent	Binding agent	EFO_0005952	non-Hodgkins lymphoma	1 Completed	<a href="https://clinicaltrials.gov/search?id=%22NCT00596804%22">https://clinicaltrials.gov/search?id=%22NCT00596804%22</a> , <a href="https://clinicaltrials.gov/sea">https://clinicaltrials.gov/sea</a>
CHEMBL1743088	VELTUZUMAB	Antibody	B-lymphocyte antigen CD20 binding agent	Binding agent	EFO_0007160	autoimmune thrombocytopenic purpu	1 Terminated	<a href="https://clinicaltrials.gov/search?id=%22NCT00547066%22">https://clinicaltrials.gov/search?id=%22NCT00547066%22</a>
CHEMBL1743088	VELTUZUMAB	Antibody	B-lymphocyte antigen CD20 binding agent	Binding agent	MONDO_0000432	lymphoplasmacytic lymphoma	1 Completed	<a href="https://clinicaltrials.gov/search?id=%22NCT00546793%22">https://clinicaltrials.gov/search?id=%22NCT00546793%22</a>
CHEMBL1743088	VELTUZUMAB	Antibody	B-lymphocyte antigen CD20 binding agent	Binding agent	MONDO_0018906	follicular lymphoma	1 Terminated	<a href="https://clinicaltrials.gov/search?id=%22NCT01147393%22">https://clinicaltrials.gov/search?id=%22NCT01147393%22</a>
CHEMBL2108667	YTTRIUM Y 90 IBRITUMOMAB TIUXETA	Antibody	B-lymphocyte antigen CD20 binding agent	Binding agent	EFO_0000565	leukemia	2 Active, not recruiting	<a href="https://clinicaltrials.gov/search?id=%22NCT00577278%22">https://clinicaltrials.gov/search?id=%22NCT00577278%22</a>
CHEMBL2108667	YTTRIUM Y 90 IBRITUMOMAB TIUXETA	Antibody	B-lymphocyte antigen CD20 binding agent	Binding agent	EFO_0003032	anaplastic large cell lymphoma	2 Withdrawn	<a href="https://clinicaltrials.gov/search?id=%22NCT00310128%22">https://clinicaltrials.gov/search?id=%22NCT00310128%22</a>
CHEMBL2108667	YTTRIUM Y 90 IBRITUMOMAB TIUXETA	Antibody	B-lymphocyte antigen CD20 binding agent	Binding agent	MONDO_0013730	graft versus host disease	2 Active, not recruiting	<a href="https://clinicaltrials.gov/search?id=%22NCT00577278%22">https://clinicaltrials.gov/search?id=%22NCT00577278%22</a>
CHEMBL2108667	YTTRIUM Y 90 IBRITUMOMAB TIUXETA	Antibody	B-lymphocyte antigen CD20 binding agent	Binding agent	MONDO_0044887	central nervous system non-hodgkin l	2 Terminated	<a href="https://clinicaltrials.gov/search?id=%22NCT01973062%22">https://clinicaltrials.gov/search?id=%22NCT01973062%22</a>
CHEMBL2108667	YTTRIUM Y 90 IBRITUMOMAB TIUXETA	Antibody	B-lymphocyte antigen CD20 binding agent	Binding agent	EFO_0000096	neoplasm of mature B-cells	1 Completed	<a href="https://clinicaltrials.gov/search?id=%22NCT00761384%22">https://clinicaltrials.gov/search?id=%22NCT00761384%22</a>
CHEMBL2108667	YTTRIUM Y 90 IBRITUMOMAB TIUXETA	Antibody	B-lymphocyte antigen CD20 binding agent	Binding agent	EFO_0000183	Hodgkins lymphoma	1 Terminated	<a href="https://clinicaltrials.gov/search?id=%22NCT00036855%22">https://clinicaltrials.gov/search?id=%22NCT00036855%22</a>
CHEMBL2108667	YTTRIUM Y 90 IBRITUMOMAB TIUXETA	Antibody	B-lymphocyte antigen CD20 binding agent	Binding agent	EFO_0000191	MALT lymphoma	1 Terminated	<a href="https://clinicaltrials.gov/search?id=%22NCT00012298%22">https://clinicaltrials.gov/search?id=%22NCT00012298%22</a>
CHEMBL2108667	YTTRIUM Y 90 IBRITUMOMAB TIUXETA	Antibody	B-lymphocyte antigen CD20 binding agent	Binding agent	EFO_0000309	Burkitts lymphoma	1 Completed	<a href="https://clinicaltrials.gov/search?id=%22NCT00064246%22">https://clinicaltrials.gov/search?id=%22NCT00064246%22</a>
CHEMBL2108667	YTTRIUM Y 90 IBRITUMOMAB TIUXETA	Antibody	B-lymphocyte antigen CD20 binding agent	Binding agent	EFO_0000574	lymphoma	1 Completed	<a href="https://clinicaltrials.gov/search?id=%22NCT00058292%22">https://clinicaltrials.gov/search?id=%22NCT00058292%22</a> , <a href="https://clinicaltrials.gov/sea">https://clinicaltrials.gov/sea</a>
CHEMBL2108667	YTTRIUM Y 90 IBRITUMOMAB TIUXETA	Antibody	B-lymphocyte antigen CD20 binding agent	Binding agent	EFO_0001378	multiple myeloma	1 Completed	<a href="https://clinicaltrials.gov/search?id=%22NCT00477815%22">https://clinicaltrials.gov/search?id=%22NCT00477815%22</a>
CHEMBL2108667	YTTRIUM Y 90 IBRITUMOMAB TIUXETA	Antibody	B-lymphocyte antigen CD20 binding agent	Binding agent	EFO_0005952	non-Hodgkins lymphoma	1 Unknown status	<a href="https://clinicaltrials.gov/search?id=%22NCT00807196%22">https://clinicaltrials.gov/search?id=%22NCT00807196%22</a>
CHEMBL2108667	YTTRIUM Y 90 IBRITUMOMAB TIUXETA	Antibody	B-lymphocyte antigen CD20 binding agent	Binding agent	EFO_1000550	Splenic Marginal Zone Lymphoma	1 Terminated	<a href="https://clinicaltrials.gov/search?id=%22NCT00012298%22">https://clinicaltrials.gov/search?id=%22NCT00012298%22</a>
CHEMBL2108667	YTTRIUM Y 90 IBRITUMOMAB TIUXETA	Antibody	B-lymphocyte antigen CD20 binding agent	Binding agent	EFO_1001365	Lymphoma, AIDS-Related	1 Terminated	<a href="https://clinicaltrials.gov/search?id=%22NCT00036855%22">https://clinicaltrials.gov/search?id=%22NCT00036855%22</a>
CHEMBL2108667	YTTRIUM Y 90 IBRITUMOMAB TIUXETA	Antibody	B-lymphocyte antigen CD20 binding agent	Binding agent	MONDO_0000873	lymphoblastic lymphoma	1 Terminated	<a href="https://clinicaltrials.gov/search?id=%22NCT00036855%22">https://clinicaltrials.gov/search?id=%22NCT00036855%22</a>
CHEMBL2108667	YTTRIUM Y 90 IBRITUMOMAB TIUXETA	Antibody	B-lymphocyte antigen CD20 binding agent	Binding agent	MONDO_0019088	post-transplant lymphoproliferative d	1 Completed	<a href="https://clinicaltrials.gov/search?id=%22NCT00064246%22">https://clinicaltrials.gov/search?id=%22NCT00064246%22</a>
CHEMBL2108667	YTTRIUM Y 90 IBRITUMOMAB TIUXETA	Antibody	B-lymphocyte antigen CD20 binding agent	Binding agent	MONDO_0019465	nodal marginal zone B-cell lymphoma	1 Terminated	<a href="https://clinicaltrials.gov/search?id=%22NCT00012298%22">https://clinicaltrials.gov/search?id=%22NCT00012298%22</a>
CHEMBL2108667	YTTRIUM Y 90 IBRITUMOMAB TIUXETA	Antibody	B-lymphocyte antigen CD20 binding agent	Binding agent	EFO_0000095	chronic lymphocytic leukemia	0 Completed	<a href="https://clinicaltrials.gov/search?id=%22NCT00017381%22">https://clinicaltrials.gov/search?id=%22NCT00017381%22</a>
CHEMBL2108667	YTTRIUM Y 90 IBRITUMOMAB TIUXETA	Antibody	B-lymphocyte antigen CD20 binding agent	Binding agent	EFO_0000403	diffuse large B-cell lymphoma	0 Completed	<a href="https://clinicaltrials.gov/search?id=%22NCT00017381%22">https://clinicaltrials.gov/search?id=%22NCT00017381%22</a>
CHEMBL2108667	YTTRIUM Y 90 IBRITUMOMAB TIUXETA	Antibody	B-lymphocyte antigen CD20 binding agent	Binding agent	EFO_0009441	Waldenstrom macroglobulinemia	0 Completed	<a href="https://clinicaltrials.gov/search?id=%22NCT00017381%22">https://clinicaltrials.gov/search?id=%22NCT00017381%22</a>
CHEMBL2108667	YTTRIUM Y 90 IBRITUMOMAB TIUXETA	Antibody	B-lymphocyte antigen CD20 binding agent	Binding agent	EFO_1000630	marginal zone B-cell lymphoma	0 Completed	<a href="https://clinicaltrials.gov/search?id=%22NCT00017381%22">https://clinicaltrials.gov/search?id=%22NCT00017381%22</a>
CHEMBL2108667	YTTRIUM Y 90 IBRITUMOMAB TIUXETA	Antibody	B-lymphocyte antigen CD20 binding agent	Binding agent	EFO_1001469	Mantle cell lymphoma	0 Completed	<a href="https://clinicaltrials.gov/search?id=%22NCT00017381%22">https://clinicaltrials.gov/search?id=%22NCT00017381%22</a>

CHEMBL2108667

YTTRIUM Y 90 IBRITUMOMAB TIUXETA Antibody B-lymphocyte antigen CD20 binding agent

Binding agent

MONDO\_0018906

follicular lymphoma

0 Completed

<https://clinicaltrials.gov/search?id=%22NCT00017381%22>

## **FinnGen Full Name**

Aarno Palotie

Mark Daly

Bridget Riley-Gills

Howard Jacob

Dirk Paul

Athena Matakidou

Adam Platt

Heiko Runz

Sally John

George Okafo

Nathan Lawless

Robert Plenge

Joseph Maranville

Mark McCarthy

Julie Hunkapiller

Margaret G. Ehm

Kirsi Auro

Simonne Longerich

Caroline Fox

Anders Mälarstig

Katherine Klinger

Deepak Rajpal

Eric Green

Robert Graham

Robert Yang

Chris O'Donnell

Tomi P. Mäkelä

Jaakko Kaprio

Petri Virolainen

Antti Hakanen

## **Affiliation**

Institute for Molecular Medicine Finland (FIMM), HiLIFE, University of Helsinki, Helsinki,

Institute for Molecular Medicine Finland (FIMM), HiLIFE, University of Helsinki, Helsinki,

Abbvie, Chicago, IL, United States

Abbvie, Chicago, IL, United States

Astra Zeneca, Cambridge, United Kingdom

Astra Zeneca, Cambridge, United Kingdom

Astra Zeneca, Cambridge, United Kingdom

Biogen, Cambridge, MA, United States

Biogen, Cambridge, MA, United States

Boehringer Ingelheim, Ingelheim am Rhein, Germany

Boehringer Ingelheim, Ingelheim am Rhein, Germany

Bristol Myers Squibb, New York, NY, United States

Bristol Myers Squibb, New York, NY, United States

Genentech, San Francisco, CA, United States

Genentech, San Francisco, CA, United States

GlaxoSmithKline, Collegeville, PA, United States

GlaxoSmithKline, Espoo, Finland

Merck, Kenilworth, NJ, United States

Merck, Kenilworth, NJ, United States

Pfizer, New York, NY, United States

Translational Sciences, Sanofi R&D, Framingham, MA, USA

Translational Sciences, Sanofi R&D, Framingham, MA, USA

Maze Therapeutics, San Francisco, CA, United States

Maze Therapeutics, San Francisco, CA, United States

Janssen Biotech, Beerse, Belgium

Novartis Institutes for BioMedical Research, Cambridge, MA, United States

HiLIFE, University of Helsinki, Finland, Finland

Institute for Molecular Medicine Finland (FIMM), HiLIFE, University of Helsinki, Helsinki, Finland

Auria Biobank / University of Turku / Hospital District of Southwest Finland, Turku, Finland

Auria Biobank / University of Turku / Hospital District of Southwest Finland, Turku, Finland

## **E-mail**

aarno.palotie@helsinki.fi

mark.daly@helsinki.fi

bridget.rileygillis@abbvie.com

howard.jacob@abbvie.com

dirk.paul@astrazeneca.com

athena.x.matakidou@gsk.com

adam.platt@astrazeneca.com

heiko.runz@biogen.com

sally.john@biogen.com

george.okafo@boehringer-ingelheim.com

nathan.lawless@boehringer-ingelheim.com

robert.plenge@bms.com

joseph.maranville@bms.com

mccarthy.mark@gene.com

hunkapiller.julie@gene.com

meg.g.ehm@gsk.com

kirsi.m.auro@gsk.com

simonne.longerich@merck.com

caroline.fox@merck.com

anders.malarstig@pfizer.com

katherine.klinger@sanofi.com

deepak.rajpal@sanofi.com

egreen@mazetx.com

rgraham@mazetx.com

ryang31@its.jnj.com

chris.odonnell@novartis.com

tomi.makela@helsinki.fi

jaakko.kaprio@helsinki.fi

petri.virolainen@tyks.fi

antti.hakanen@tyks.fi

## **Role 1**

**Steering Committee**

**Steering Committee**

**Steering Committee**

**Steering Committee**

**Steering Committee**

**Steering Committee**

**Steering Committee**

**Steering Committee**

**Steering Committee**

**Steering Committee**

**Steering Committee**

**Steering Committee**

**Steering Committee**

**Steering Committee**

**Steering Committee**

**Steering Committee**

**Steering Committee**

**Steering Committee**

**Steering Committee**

**Steering Committee**

**Steering Committee**

**Steering Committee**

**Steering Committee**

**Steering Committee**

**Steering Committee**

**Steering Committee**

**Steering Committee**

**Steering Committee**

**Steering Committee**

**Steering Committee**

## **Role 2**

**Steering Committee**

**Steering Committee**

**Pharmaceutical companies**

**Pharmaceutical companies**

**Pharmaceutical companies**

**Pharmaceutical companies**

**Pharmaceutical companies**

**Pharmaceutical companies**

**Pharmaceutical companies**

**Pharmaceutical companies**

**Pharmaceutical companies**

**Pharmaceutical companies**

**Pharmaceutical companies**

**Pharmaceutical companies**

**Pharmaceutical companies**

**Pharmaceutical companies**

**Pharmaceutical companies**

**Pharmaceutical companies**

**Pharmaceutical companies**

**Pharmaceutical companies**

**Pharmaceutical companies**

**Pharmaceutical companies**

**Pharmaceutical companies**

**Pharmaceutical companies**

**Pharmaceutical companies**

**University of Helsinki & Biobanks**

**University of Helsinki & Biobanks**

**University of Helsinki & Biobanks**

**University of Helsinki & Biobanks**

**University of Helsinki & Biobanks**

Terhi Kilpi	THL Biobank / Finnish Institute for Health and Welfare (THL), Helsinki, Finland	terhi.kilpi@thl.fi	Steering Committee	University of Helsinki & Biobanks
Markus Perola	THL Biobank / Finnish Institute for Health and Welfare (THL), Helsinki, Finland	markus.perola@thl.fi	Steering Committee	University of Helsinki & Biobanks
Jukka Partanen	Finnish Red Cross Blood Service / Finnish Hematology Registry and Clinical Biobank, Helsinki, Finland	jukka.partanen@veripalvelu.fi	Steering Committee	University of Helsinki & Biobanks
Anne Pitkäranta	Helsinki Biobank / Helsinki University and Hospital District of Helsinki and Uusimaa, Helsinki	anne.pitkaranta@hus.fi	Steering Committee	University of Helsinki & Biobanks
Juhani Junntila	Northern Finland Biobank Borealis / University of Oulu / Northern Ostrobothnia Hospital District, Oulu, Finland	juhani.junntila@ppshp.fi	Steering Committee	University of Helsinki & Biobanks
Raisa Serpi	Northern Finland Biobank Borealis / University of Oulu / Northern Ostrobothnia Hospital District, Oulu, Finland	rais.a.serpi@ppshp.fi	Steering Committee	University of Helsinki & Biobanks
Tarja Laitinen	Finnish Clinical Biobank Tampere / University of Tampere / Pirkanmaa Hospital District, Tampere, Finland	tarja.laitinen@pshp.fi	Steering Committee	University of Helsinki & Biobanks
Veli-Matti Kosma	Biobank of Eastern Finland / University of Eastern Finland / Northern Savo Hospital District, Kuopio, Finland	veli-matti.kosma@uef.fi	Steering Committee	University of Helsinki & Biobanks
Jari Laukkanen	Central Finland Biobank / University of Jyväskylä / Central Finland Health Care District, Jyväskylä, Finland	jari.laukkanen@ksshp.fi	Steering Committee	University of Helsinki & Biobanks
Marco Hautalahti	FINBB - Finnish biobank cooperative	marco.hautalahti@finbb.fi	Steering Committee	University of Helsinki & Biobanks
Outi Tuovila	Business Finland, Helsinki, Finland	outi.tuovila@businessfinland.fi	Steering Committee	Other Experts/ Non-Voting Members
Raimo Pakkanen	Business Finland, Helsinki, Finland	raimo.pakkanen@businessfinland.fi	Steering Committee	Other Experts/ Non-Voting Members
Jeffrey Waring	Abbvie, Chicago, IL, United States	jeff.waring@abbvie.com	Scientific Committee	Pharmaceutical companies
Bridget Riley-Gillis	Abbvie, Chicago, IL, United States	bridget.rileygillis@abbvie.com	Scientific Committee	Pharmaceutical companies
Fedik Rahimov	Abbvie, Chicago, IL, United States	fedik.rahimov@abbvie.com	Scientific Committee	Pharmaceutical companies
Ioanna Tachmazidou	Astra Zeneca, Cambridge, United Kingdom	ioanna.tachmazidou@astrazeneca.com	Scientific Committee	Pharmaceutical companies
Chia-Yen Chen	Biogen, Cambridge, MA, United States	chiayen.chen@biogen.com	Scientific Committee	Pharmaceutical companies
Heiko Runz	Biogen, Cambridge, MA, United States	heiko.runz@biogen.com	Scientific Committee	Pharmaceutical companies
Zhihao Ding	Boehringer Ingelheim, Ingelheim am Rhein, Germany	zhihao.ding@boehringer-ingelheim.com	Scientific Committee	Pharmaceutical companies
Marc Jung	Boehringer Ingelheim, Ingelheim am Rhein, Germany	marc_oliver.jung@boehringer-ingelheim.com	Scientific Committee	Pharmaceutical companies
Shameek Biswas	Bristol Myers Squibb, New York, NY, United States	Shameek.Biswas@bms.com	Scientific Committee	Pharmaceutical companies
Rion Pendergrass	Genentech, San Francisco, CA, United States	penders2@gene.com	Scientific Committee	Pharmaceutical companies
Julie Hunkapiller	Genentech, San Francisco, CA, United States	hunkapiller.julie@gene.com	Scientific Committee	Pharmaceutical companies
Margaret G. Ehm	GlaxoSmithKline, Collegeville, PA, United States	meg.g.ehm@gsk.com	Scientific Committee	Pharmaceutical companies
David Pulford	GlaxoSmithKline, Stevenage, United Kingdom	david.x.pulford@gsk.com	Scientific Committee	Pharmaceutical companies
Neha Raghavan	Merck, Kenilworth, NJ, United States	neha.raghavan@merck.com	Scientific Committee	Pharmaceutical companies
Adriana Huertas-Vazquez	Merck, Kenilworth, NJ, United States	adriana.huertas.vazquez@merck.com	Scientific Committee	Pharmaceutical companies
Jae-Hoon Sul	Merck, Kenilworth, NJ, United States	jae.hoon.sul@merck.com	Scientific Committee	Pharmaceutical companies
Anders Mälarstig	Pfizer, New York, NY, United States	anders.malarstig@pfizer.com	Scientific Committee	Pharmaceutical companies

Xinli Hu	Pfizer, New York, NY, United States	xinli.hu@pfizer.com	Scientific Committee	Pharmaceutical companies
Katherine Klinger	Translational Sciences, Sanofi R&D, Framingham, MA, USA	katherine.klinger@sanofi.com	Scientific Committee	Pharmaceutical companies
Robert Graham	Maze Therapeutics, San Francisco, CA, United States	rgraham@mazetx.com	Scientific Committee	Pharmaceutical companies
Eric Green	Maze Therapeutics, San Francisco, CA, United States	egreen@mazetx.com	Scientific Committee	Pharmaceutical companies
Sahar Mozaffari	Maze Therapeutics, San Francisco, CA, United States	smozaffari@mazetx.com	Scientific Committee	Pharmaceutical companies
Dawn Waterworth	Janssen Research & Development, LLC, Spring House, PA, United States	dwaterwo@its.jnj.com	Scientific Committee	Pharmaceutical companies
Nicole Renaud	Novartis Institutes for BioMedical Research, Cambridge, MA, United States	nicole.renaud@novartis.com	Scientific Committee	Pharmaceutical companies
Ma'en Obeidat	Novartis Institutes for BioMedical Research, Cambridge, MA, United States	maen.obeidat@novartis.com	Scientific Committee	Pharmaceutical companies
Samuli Ripatti	Institute for Molecular Medicine Finland (FIMM), HiLIFE, University of Helsinki, Helsinki, Finland	samuli.ripatti@helsinki.fi	Scientific Committee	University of Helsinki & Biobanks
Johanna Schleutker	Auria Biobank / Univ. of Turku / Hospital District of Southwest Finland, Turku, Finland	johanna.schleutker@utu.fi	Scientific Committee	University of Helsinki & Biobanks
Markus Perola	THL Biobank / Finnish Institute for Health and Welfare (THL), Helsinki, Finland	markus.perola@thl.fi	Scientific Committee	University of Helsinki & Biobanks
Mikko Arvas	Finnish Red Cross Blood Service / Finnish Hematology Registry and Clinical Biobank, Helsinki, Finland	mikko.arvas@veripalvelu.fi	Scientific Committee	University of Helsinki & Biobanks
Olli Carpen	Helsinki Biobank / Helsinki University and Hospital District of Helsinki and Uusimaa, Helsinki	olli.carpen@helsinki.fi	Scientific Committee	University of Helsinki & Biobanks
Reetta Hinttala	Northern Finland Biobank Borealis / University of Oulu / Northern Ostrobothnia Hospital District, Oulu, Finland	reetta.hinttala@oulu.fi	Scientific Committee	University of Helsinki & Biobanks
Johannes Kettunen	Northern Finland Biobank Borealis / University of Oulu / Northern Ostrobothnia Hospital District, Oulu, Finland	johannes.kettunen@oulu.fi	Scientific Committee	University of Helsinki & Biobanks
Arto Mannermaa	Biobank of Eastern Finland / University of Eastern Finland / Northern Savo Hospital District, Kuopio, Finland	arto.mannermaa@uef.fi	Scientific Committee	University of Helsinki & Biobanks
Katriina Aalto-Setälä	Faculty of Medicine and Health Technology, Tampere University, Tampere, Finland	katriina.aalto-setala@tuni.fi	Scientific Committee	University of Helsinki & Biobanks
Mika Kähönen	Finnish Clinical Biobank Tampere / University of Tampere / Pirkanmaa Hospital District, Tampere, Finland	mika.kahonen@uta.fi	Scientific Committee	University of Helsinki & Biobanks
Jari Laukkanen	Central Finland Biobank / University of Jyväskylä / Central Finland Health Care District, Jyväskylä, Finland	jari.laukkanen@ksshp.fi	Scientific Committee	University of Helsinki & Biobanks
Johanna Mäkelä	FINBB - Finnish biobank cooperative	johanna.makela@finbb.fi	Scientific Committee	University of Helsinki & Biobanks
Reetta Kälviäinen	Northern Savo Hospital District, Kuopio, Finland	reetta.kalviainen@kuh.fi	Clinical Groups	Neurology Group
Valtteri Julkunen	Northern Savo Hospital District, Kuopio, Finland	valtteri.julkunen@kuh.fi	Clinical Groups	Neurology Group
Hilkka Soinen	Northern Savo Hospital District, Kuopio, Finland	hilkka.soininen@uef.fi	Clinical Groups	Neurology Group
Anne Remes	Northern Ostrobothnia Hospital District, Oulu, Finland	anne.remes@oulu.fi	Clinical Groups	Neurology Group
Mikko Hiltunen	University of Eastern Finland, Kuopio, Finland	mikko.hiltunen@uef.fi	Clinical Groups	Neurology Group
Jukka Peltola	Pirkanmaa Hospital District, Tampere, Finland	jukka.peltola@pshp.fi	Clinical Groups	Neurology Group
Minna Raivio	Hospital District of Helsinki and Uusimaa, Helsinki, Finland	minna.raivio@geri.fi	Clinical Groups	Neurology Group
Pentti Tienari	Hospital District of Helsinki and Uusimaa, Helsinki, Finland	pentti.tienari@hus.fi	Clinical Groups	Neurology Group
Juha Rinne	Hospital District of Southwest Finland, Turku, Finland	juha.rinne@tyks.fi	Clinical Groups	Neurology Group

Roosa Kallionpää	Hospital District of Southwest Finland, Turku, Finland	roosa.kallionpaa@tyks.fi	<a href="#">Clinical Groups</a>	<b>Neurology Group</b>
Juulia Partanen	Institute for Molecular Medicine Finland, HiLIFE, University of Helsinki, Finland	juulia.partanen@helsinki.fi	<a href="#">Clinical Groups</a>	<b>Neurology Group</b>
Ali Abbasi	Abbvie, Chicago, IL, United States	ali.abbasi@abbvie.com	<a href="#">Clinical Groups</a>	<b>Neurology Group</b>
Adam Ziemann	Abbvie, Chicago, IL, United States	adam.ziemann@abbvie.com	<a href="#">Clinical Groups</a>	<b>Neurology Group</b>
Nizar Smaoui	Abbvie, Chicago, IL, United States	nizar.smaoui@abbvie.com	<a href="#">Clinical Groups</a>	<b>Neurology Group</b>
Anne Lehtonen	Abbvie, Chicago, IL, United States	anne.lehtonen@abbvie.com	<a href="#">Clinical Groups</a>	<b>Neurology Group</b>
Susan Eaton	Biogen, Cambridge, MA, United States	susan.eaton@biogen.com	<a href="#">Clinical Groups</a>	<b>Neurology Group</b>
Heiko Runz	Biogen, Cambridge, MA, United States	heiko.runz@biogen.com	<a href="#">Clinical Groups</a>	<b>Neurology Group</b>
Sanni Lahdenperä	Biogen, Cambridge, MA, United States	sanni.lahdenpera@biogen.com	<a href="#">Clinical Groups</a>	<b>Neurology Group</b>
Shameek Biswas	Bristol Myers Squibb, New York, NY, United States	shameek.biswas@bms.com	<a href="#">Clinical Groups</a>	<b>Neurology Group</b>
Julie Hunkapiller	Genentech, San Francisco, CA, United States	hunkapiller.julie@gene.com	<a href="#">Clinical Groups</a>	<b>Neurology Group</b>
Natalie Bowers	Genentech, San Francisco, CA, United States	bowersn1@gene.com	<a href="#">Clinical Groups</a>	<b>Neurology Group</b>
Edmond Teng	Genentech, San Francisco, CA, United States	teng.edmond@gene.com	<a href="#">Clinical Groups</a>	<b>Neurology Group</b>
Rion Pendergrass	Genentech, San Francisco, CA, United States	penders2@gene.com	<a href="#">Clinical Groups</a>	<b>Neurology Group</b>
Fanli Xu	GlaxoSmithKline, Brentford, United Kingdom	chun-fang.2.xu@gsk.com	<a href="#">Clinical Groups</a>	<b>Neurology Group</b>
David Pulford	GlaxoSmithKline, Stevenage, United Kingdom	david.x.pulford@gsk.com	<a href="#">Clinical Groups</a>	<b>Neurology Group</b>
Kirsi Auro	GlaxoSmithKline, Espoo, Finland	kirsi.m.auro@gsk.com	<a href="#">Clinical Groups</a>	<b>Neurology Group</b>
Laura Addis	GlaxoSmithKline, Brentford, United Kingdom	laura.x.addis@gsk.com	<a href="#">Clinical Groups</a>	<b>Neurology Group</b>
John Eicher	GlaxoSmithKline, Brentford, United Kingdom	john.d.eicher@gsk.com	<a href="#">Clinical Groups</a>	<b>Neurology Group</b>
Qingqin S Li	Janssen Research & Development, LLC, Titusville, NJ 08560, United States	QLi2@its.jnj.com	<a href="#">Clinical Groups</a>	<b>Neurology Group</b>
Karen He	Janssen Research & Development, LLC, Spring House, PA, United States	khe2@its.jnj.com	<a href="#">Clinical Groups</a>	<b>Neurology Group</b>
Ekaterina Khramtsova	Janssen Research & Development, LLC, Spring House, PA, United States	ekhramts@its.jnj.com	<a href="#">Clinical Groups</a>	<b>Neurology Group</b>
Neha Raghavan	Merck, Kenilworth, NJ, United States	neha.raghavan@merck.com	<a href="#">Clinical Groups</a>	<b>Neurology Group</b>
Martti Färkkilä	Hospital District of Helsinki and Uusimaa, Helsinki, Finland	martti.farkkila@hus.fi	<a href="#">Clinical Groups</a>	<b>Gastroenterology Group</b>
Jukka Koskela	Hospital District of Helsinki and Uusimaa, Helsinki, Finland	jukka.koskela@helsinki.fi	<a href="#">Clinical Groups</a>	<b>Gastroenterology Group</b>
Sampsa Pikkarainen	Hospital District of Helsinki and Uusimaa, Helsinki, Finland	sampsa.pikkarainen@hus.fi	<a href="#">Clinical Groups</a>	<b>Gastroenterology Group</b>
Airi Jussila	Pirkanmaa Hospital District, Tampere, Finland	airi.jussila@pshp.fi	<a href="#">Clinical Groups</a>	<b>Gastroenterology Group</b>
Katri Kaukinen	Pirkanmaa Hospital District, Tampere, Finland	katri.kaukinen@tuni.fi	<a href="#">Clinical Groups</a>	<b>Gastroenterology Group</b>
Timo Blomster	Northern Ostrobothnia Hospital District, Oulu, Finland	timo.blomster@ppshp.fi	<a href="#">Clinical Groups</a>	<b>Gastroenterology Group</b>
Mikko Kiviniemi	Northern Savo Hospital District, Kuopio, Finland	mikko.kiviniemi@kuh.fi	<a href="#">Clinical Groups</a>	<b>Gastroenterology Group</b>
Markku Voutilainen	Hospital District of Southwest Finland, Turku, Finland	markku.voutilainen@tyks.fi	<a href="#">Clinical Groups</a>	<b>Gastroenterology Group</b>
Mark Daly	Institute for Molecular Medicine, Finland (FIMM), HiLIFE, University of Helsinki, Helsinki, Finland; Broad Institute of MIT and Harvard; Massachusetts General Hospital	mark.daly@helsinki.fi	<a href="#">Clinical Groups</a>	<b>Gastroenterology Group</b>
Ali Abbasi	Abbvie, Chicago, IL, United States	ali.abbasi@abbvie.com	<a href="#">Clinical Groups</a>	<b>Gastroenterology Group</b>
Jeffrey Waring	Abbvie, Chicago, IL, United States	jeff.waring@abbvie.com	<a href="#">Clinical Groups</a>	<b>Gastroenterology Group</b>

Nizar Smaoui	Abbvie, Chicago, IL, United States	nizar.smaoui@abbvie.com	<a href="#">Clinical Groups</a>	<b>Gastroenterology Group</b>
Fedik Rahimov	Abbvie, Chicago, IL, United States	fedik.rahimov@abbvie.com	<a href="#">Clinical Groups</a>	<b>Gastroenterology Group</b>
Anne Lehtonen	Abbvie, Chicago, IL, United States	anne.lehtonen@abbvie.com	<a href="#">Clinical Groups</a>	<b>Gastroenterology Group</b>
Tim Lu	Genentech, San Francisco, CA, United States	lut8@gene.com	<a href="#">Clinical Groups</a>	<b>Gastroenterology Group</b>
Natalie Bowers	Genentech, San Francisco, CA, United States	bowersn1@gene.com	<a href="#">Clinical Groups</a>	<b>Gastroenterology Group</b>
Rion Pendergrass	Genentech, San Francisco, CA, United States	penders2@gene.com	<a href="#">Clinical Groups</a>	<b>Gastroenterology Group</b>
Linda McCarthy	GlaxoSmithKline, Brentford, United Kingdom	linda.c.mccarthy@gsk.com	<a href="#">Clinical Groups</a>	<b>Gastroenterology Group</b>
Amy Hart	Janssen Research & Development, LLC, Spring House, PA, United States	ahart13@its.jnj.com	<a href="#">Clinical Groups</a>	<b>Gastroenterology Group</b>
Meijian Guan	Janssen Research & Development, LLC, Spring House, PA, United States	mguan4@its.jnj.com	<a href="#">Clinical Groups</a>	<b>Gastroenterology Group</b>
Jason Miller	Merck, Kenilworth, NJ, United States	jason.miller4@merck.com	<a href="#">Clinical Groups</a>	<b>Gastroenterology Group</b>
Kirsi Kalpala	Pfizer, New York, NY, United States	kirsi.kalpala@pfizer.com	<a href="#">Clinical Groups</a>	<b>Gastroenterology Group</b>
Melissa Miller	Pfizer, New York, NY, United States	melissa.r.miller@pfizer.com	<a href="#">Clinical Groups</a>	<b>Gastroenterology Group</b>
Xinli Hu	Pfizer, New York, NY, United States	xinli.hu@pfizer.com	<a href="#">Clinical Groups</a>	<b>Gastroenterology Group</b>
Kari Eklund	Hospital District of Helsinki and Uusimaa, Helsinki, Finland	kari.eklund@hus.fi	<a href="#">Clinical Groups</a>	<b>Rheumatology Group</b>
Antti Palomäki	Hospital District of Southwest Finland, Turku, Finland	ajpalo@utu.fi	<a href="#">Clinical Groups</a>	<b>Rheumatology Group</b>
Pia Isomäki	Pirkanmaa Hospital District, Tampere, Finland	pia.isomaki@pshp.fi	<a href="#">Clinical Groups</a>	<b>Rheumatology Group</b>
Laura Pirilä	Hospital District of Southwest Finland, Turku, Finland	laura.pirila@fimnet.fi,laura.pirila@tyks.fi	<a href="#">Clinical Groups</a>	<b>Rheumatology Group</b>
Oili Kaipainen-Seppänen	Northern Savo Hospital District, Kuopio, Finland	oili.kaipainen-seppanen@kuh.fi	<a href="#">Clinical Groups</a>	<b>Rheumatology Group</b>
Johanna Huhtakangas	Northern Ostrobothnia Hospital District, Oulu, Finland	johanna.huhtakangas@kuh.fi	<a href="#">Clinical Groups</a>	<b>Rheumatology Group</b>
Nina Mars	Institute for Molecular Medicine Finland (FIMM), HiLIFE, University of Helsinki, Helsinki, Finland	nina.mars@helsinki.fi	<a href="#">Clinical Groups</a>	<b>Rheumatology Group</b>
Ali Abbasi	Abbvie, Chicago, IL, United States	ali.abbasi@abbvie.com	<a href="#">Clinical Groups</a>	<b>Rheumatology Group</b>
Jeffrey Waring	Abbvie, Chicago, IL, United States	jeff.waring@abbvie.com	<a href="#">Clinical Groups</a>	<b>Rheumatology Group</b>
Fedik Rahimov	Abbvie, Chicago, IL, United States	fedik.rahimov@abbvie.com	<a href="#">Clinical Groups</a>	<b>Rheumatology Group</b>
Apinya Lertratanakul	Abbvie, Chicago, IL, United States	apinya.lertratanakul@abbvie.com	<a href="#">Clinical Groups</a>	<b>Rheumatology Group</b>
Nizar Smaoui	Abbvie, Chicago, IL, United States	nizar.smaoui@abbvie.com	<a href="#">Clinical Groups</a>	<b>Rheumatology Group</b>
Anne Lehtonen	Abbvie, Chicago, IL, United States	anne.lehtonen@abbvie.com	<a href="#">Clinical Groups</a>	<b>Rheumatology Group</b>
David Close	Astra Zeneca, Cambridge, United Kingdom	david.close@astrazeneca.com	<a href="#">Clinical Groups</a>	<b>Rheumatology Group</b>
Marla Hochfeld	Bristol Myers Squibb, New York, NY, United States	mhochfeld@celgene.com	<a href="#">Clinical Groups</a>	<b>Rheumatology Group</b>
Natalie Bowers	Genentech, San Francisco, CA, United States	bowersn1@gene.com	<a href="#">Clinical Groups</a>	<b>Rheumatology Group</b>
Rion Pendergrass	Genentech, San Francisco, CA, United States	penders2@gene.com	<a href="#">Clinical Groups</a>	<b>Rheumatology Group</b>
Jorge Esparza Gordillo	GlaxoSmithKline, Brentford, United Kingdom	jorge.x.esparza-gordillo@gsk.com	<a href="#">Clinical Groups</a>	<b>Rheumatology Group</b>
Kirsi Auro	GlaxoSmithKline, Espoo, Finland	kirsi.m.auro@gsk.com	<a href="#">Clinical Groups</a>	<b>Rheumatology Group</b>
Dawn Waterworth	Janssen Research & Development, LLC, Spring House, PA, United States	dwaterwo@its.jnj.com	<a href="#">Clinical Groups</a>	<b>Rheumatology Group</b>
Fabiana Farias	Merck, Kenilworth, NJ, United States	fabiana.farias@merck.com	<a href="#">Clinical Groups</a>	<b>Rheumatology Group</b>
Kirsi Kalpala	Pfizer, New York, NY, United States	kirsi.kalpala@pfizer.com	<a href="#">Clinical Groups</a>	<b>Rheumatology Group</b>

Nan Bing	Pfizer, New York, NY, United States	nan.bing@pfizer.com	<a href="#">Clinical Groups</a>	<b>Rheumatology Group</b>
Xnli Hu	Pfizer, New York, NY, United States	xinli.hu@pfizer.com	<a href="#">Clinical Groups</a>	<b>Rheumatology Group</b>
Tarja Laitinen	Pirkanmaa Hospital District, Tampere, Finland	tarja.laitinen@pshp.fi	<a href="#">Clinical Groups</a>	<b>Pulmonology Group</b>
Margit Pelkonen	Northern Savo Hospital District, Kuopio, Finland	margit.pelkonen@kuh.fi	<a href="#">Clinical Groups</a>	<b>Pulmonology Group</b>
Paula Kauppi	Hospital District of Helsinki and Uusimaa, Helsinki, Finland	paula.kauppi@hus.fi	<a href="#">Clinical Groups</a>	<b>Pulmonology Group</b>
Hannu Kankaanranta	University of Gothenburg, Gothenburg, Sweden/ Seinäjoki Central Hospital, Seinäjoki, Finland/ Tampere University, Tampere, Finland	hannu.kankaanranta@tuni.fi	<a href="#">Clinical Groups</a>	<b>Pulmonology Group</b>
Terttu Harju	Northern Ostrobothnia Hospital District, Oulu, Finland	terttu.harju@oulu.fi	<a href="#">Clinical Groups</a>	<b>Pulmonology Group</b>
Riitta Lahesmaa	Hospital District of Southwest Finland, Turku, Finland	riilahes@utu.fi	<a href="#">Clinical Groups</a>	<b>Pulmonology Group</b>
Nizar Smaoui	Abbvie, Chicago, IL, United States	nizar.smaoui@abbvie.com	<a href="#">Clinical Groups</a>	<b>Pulmonology Group</b>
Alex Mackay	Astra Zeneca, Cambridge, United Kingdom	alex.mackay@astrazeneca.com	<a href="#">Clinical Groups</a>	<b>Pulmonology Group</b>
Glenda Lassi	Astra Zeneca, Cambridge, United Kingdom	glenda.lassi@astrazeneca.com	<a href="#">Clinical Groups</a>	<b>Pulmonology Group</b>
Susan Eaton	Biogen, Cambridge, MA, United States	susan.eaton@biogen.com	<a href="#">Clinical Groups</a>	<b>Pulmonology Group</b>
Hubert Chen	Genentech, San Francisco, CA, United States	chenh37@gene.com	<a href="#">Clinical Groups</a>	<b>Pulmonology Group</b>
Rion Pendergrass	Genentech, San Francisco, CA, United States	penders2@gene.com	<a href="#">Clinical Groups</a>	<b>Pulmonology Group</b>
Natalie Bowers	Genentech, San Francisco, CA, United States	bowersn1@gene.com	<a href="#">Clinical Groups</a>	<b>Pulmonology Group</b>
Joanna Betts	GlaxoSmithKline, Brentford, United Kingdom	joanna.c.betts@gsk.com	<a href="#">Clinical Groups</a>	<b>Pulmonology Group</b>
Kirsi Auro	GlaxoSmithKline, Espoo, Finland	kirsi.m.auro@gsk.com	<a href="#">Clinical Groups</a>	<b>Pulmonology Group</b>
Rajashree Mishra	GlaxoSmithKline, Brentford, United Kingdom	rajashree.x.mishra@gsk.com	<a href="#">Clinical Groups</a>	<b>Pulmonology Group</b>
Majd Mouded	Novartis, Basel, Switzerland	majd.mouded@novartis.com	<a href="#">Clinical Groups</a>	<b>Pulmonology Group</b>
Debby Ngo	Novartis, Basel, Switzerland	debby.ngo@novartis.com	<a href="#">Clinical Groups</a>	<b>Pulmonology Group</b>
Teemu Niiranen	Finnish Institute for Health and Welfare (THL), Helsinki, Finland	teemu.niiranen@thl.fi	<a href="#">Clinical Groups</a>	<b>Cardiometabolic Diseases Group</b>
Felix Vaura	Finnish Institute for Health and Welfare (THL), Helsinki, Finland	fehva@utu.fi	<a href="#">Clinical Groups</a>	<b>Cardiometabolic Diseases Group</b>
Veikko Salomaa	Finnish Institute for Health and Welfare (THL), Helsinki, Finland	veikko.salomaa@thl.fi	<a href="#">Clinical Groups</a>	<b>Cardiometabolic Diseases Group</b>
Kaj Metsärinne	Hospital District of Southwest Finland, Turku, Finland	kaj.metsarinne@tyks.fi	<a href="#">Clinical Groups</a>	<b>Cardiometabolic Diseases Group</b>
Jenni Aittokallio	Hospital District of Southwest Finland, Turku, Finland	jemato@utu.fi	<a href="#">Clinical Groups</a>	<b>Cardiometabolic Diseases Group</b>
Mika Kähönen	Pirkanmaa Hospital District, Tampere, Finland	mika.kahonen@uta.fi	<a href="#">Clinical Groups</a>	<b>Cardiometabolic Diseases Group</b>
Jussi Hernesniemi	Pirkanmaa Hospital District, Tampere, Finland	jussi.hernesniemi@tuni.fi	<a href="#">Clinical Groups</a>	<b>Cardiometabolic Diseases Group</b>
Daniel Gordin	Hospital District of Helsinki and Uusimaa, Helsinki, Finland	daniel.gordin@hus.fi	<a href="#">Clinical Groups</a>	<b>Cardiometabolic Diseases Group</b>
Juha Sinisalo	Hospital District of Helsinki and Uusimaa, Helsinki, Finland	juha.sinisalo@hus.fi	<a href="#">Clinical Groups</a>	<b>Cardiometabolic Diseases Group</b>
Marja-Riitta Taskinen	Hospital District of Helsinki and Uusimaa, Helsinki, Finland	marja-riitta.taskinen@helsinki.fi	<a href="#">Clinical Groups</a>	<b>Cardiometabolic Diseases Group</b>
Tiinamaija Tuomi	Hospital District of Helsinki and Uusimaa, Helsinki, Finland	tiinamaija.tuomi@hus.fi	<a href="#">Clinical Groups</a>	<b>Cardiometabolic Diseases Group</b>
Timo Hiltunen	Hospital District of Helsinki and Uusimaa, Helsinki, Finland	timo.hiltunen@hus.fi	<a href="#">Clinical Groups</a>	<b>Cardiometabolic Diseases Group</b>
Jari Laukkanen	Central Finland Health Care District, Jyväskylä, Finland	jari.laukkanen@ksshp.fi	<a href="#">Clinical Groups</a>	<b>Cardiometabolic Diseases Group</b>



Amanda Elliott	Institute for Molecular Medicine Finland (FIMM), HiLIFE, University of Helsinki, Helsinki, Finland; Broad Institute, Cambridge, MA, USA and Massachusetts General Hospital, Boston, MA, USA	aelliott@broadinstitute.org	<b>Clinical Groups</b>	<b>Cardiometabolic Diseases Group</b>
Mary Pat Reeve	Institute for Molecular Medicine Finland (FIMM), HiLIFE, University of Helsinki, Helsinki, Finland	mary.reeve@helsinki.fi	<b>Clinical Groups</b>	<b>Cardiometabolic Diseases Group</b>
Sanni Ruotsalainen	Institute for Molecular Medicine Finland (FIMM), HiLIFE, University of Helsinki, Helsinki, Finland	sanni.ruotsalainen@helsinki.fi	<b>Clinical Groups</b>	<b>Cardiometabolic Diseases Group</b>
Benjamin Challis	Astra Zeneca, Cambridge, United Kingdom	benjamin.challis@astrazeneca.com	<b>Clinical Groups</b>	<b>Cardiometabolic Diseases Group</b>
Dirk Paul	Astra Zeneca, Cambridge, United Kingdom	dirk.paul@astrazeneca.com	<b>Clinical Groups</b>	<b>Cardiometabolic Diseases Group</b>
Julie Hunkapiller	Genentech, San Francisco, CA, United States	hunkapiller.julie@gene.com	<b>Clinical Groups</b>	<b>Cardiometabolic Diseases Group</b>
Natalie Bowers	Genentech, San Francisco, CA, United States	bowersn1@gene.com	<b>Clinical Groups</b>	<b>Cardiometabolic Diseases Group</b>
Rion Pendergrass	Genentech, San Francisco, CA, United States	penders2@gene.com	<b>Clinical Groups</b>	<b>Cardiometabolic Diseases Group</b>
Audrey Chu	GlaxoSmithKline, Brentford, United Kingdom	audrey.y.chu@gsk.com	<b>Clinical Groups</b>	<b>Cardiometabolic Diseases Group</b>
Kirsi Auro	GlaxoSmithKline, Espoo, Finland	kirsi.m.auro@gsk.com	<b>Clinical Groups</b>	<b>Cardiometabolic Diseases Group</b>
Dermot Reilly	Janssen Research & Development, LLC, Boston, MA, United States	dreill11@its.jnj.com	<b>Clinical Groups</b>	<b>Cardiometabolic Diseases Group</b>
Mike Mendelson	Novartis, Boston, MA, United States	mike.mendelson@novartis.com	<b>Clinical Groups</b>	<b>Cardiometabolic Diseases Group</b>
Jaakko Parkkinen	Pfizer, New York, NY, United States	jaakko.parkkinen@pfizer.com	<b>Clinical Groups</b>	<b>Cardiometabolic Diseases Group</b>
Melissa Miller	Pfizer, New York, NY, United States	melissa.r.miller@pfizer.com	<b>Clinical Groups</b>	<b>Cardiometabolic Diseases Group</b>
Tuomo Meretoja	Hospital District of Helsinki and Uusimaa, Helsinki, Finland	tuomo.meretoja@hus.fi	<b>Clinical Groups</b>	<b>Oncology Group</b>
Heikki Joensuu	Hospital District of Helsinki and Uusimaa, Helsinki, Finland	heikki.joensuu@hus.fi	<b>Clinical Groups</b>	<b>Oncology Group</b>
Olli Carpen	Hospital District of Helsinki and Uusimaa, Helsinki, Finland	olli.carpen@helsinki.fi	<b>Clinical Groups</b>	<b>Oncology Group</b>
Johanna Mattson	Hospital District of Helsinki and Uusimaa, Helsinki, Finland	johanna.mattson@hus.fi	<b>Clinical Groups</b>	<b>Oncology Group</b>
Eveliina Salminen	Hospital District of Helsinki and Uusimaa, Helsinki, Finland	eveliina.e.salminen@hus.fi	<b>Clinical Groups</b>	<b>Oncology Group</b>
Annika Auranen	Pirkanmaa Hospital District, Tampere, Finland	anaura@utu.fi	<b>Clinical Groups</b>	<b>Oncology Group</b>
Peeter Karihtala	Northern Ostrobothnia Hospital District, Oulu, Finland	peeter.karihtala@oulu.fi	<b>Clinical Groups</b>	<b>Oncology Group</b>
Päivi Auvinen	Northern Savo Hospital District, Kuopio, Finland	paivi.auvinen@kuh.fi	<b>Clinical Groups</b>	<b>Oncology Group</b>
Klaus Elenius	Hospital District of Southwest Finland, Turku, Finland	klaus.elenius@utu.fi	<b>Clinical Groups</b>	<b>Oncology Group</b>
Johanna Schleutker	Hospital District of Southwest Finland, Turku, Finland	johanna.schleutker@utu.fi	<b>Clinical Groups</b>	<b>Oncology Group</b>
Esa Pitkanen	Institute for Molecular Medicine Finland (FIMM), HiLIFE, University of Helsinki, Helsinki, Finland	esa.pitkanen@helsinki.fi	<b>Clinical Groups</b>	<b>Oncology Group</b>
Nina Mars	Institute for Molecular Medicine Finland (FIMM), HiLIFE, University of Helsinki, Helsinki, Finland	nina.mars@helsinki.fi	<b>Clinical Groups</b>	<b>Oncology Group</b>
Mark Daly	Institute for Molecular Medicine Finland (FIMM), HiLIFE, University of Helsinki, Helsinki, Finland; Broad Institute of MIT and Harvard; Massachusetts General Hospital	mark.daly@helsinki.fi	<b>Clinical Groups</b>	<b>Oncology Group</b>
Relja Popovic	Abbvie, Chicago, IL, United States	relja.popovic@abbvie.com	<b>Clinical Groups</b>	<b>Oncology Group</b>
Jeffrey Waring	Abbvie, Chicago, IL, United States	jeff.waring@abbvie.com	<b>Clinical Groups</b>	<b>Oncology Group</b>
Bridget Riley-Gillis	Abbvie, Chicago, IL, United States	bridget.rileygillis@abbvie.com	<b>Clinical Groups</b>	<b>Oncology Group</b>
Anne Lehtonen	Abbvie, Chicago, IL, United States	anne.lehtonen@abbvie.com	<b>Clinical Groups</b>	<b>Oncology Group</b>
Jennifer Schutzman	Genentech, San Francisco, CA, United States	schutzman.jennifer@gene.com	<b>Clinical Groups</b>	<b>Oncology Group</b>
Julie Hunkapiller	Genentech, San Francisco, CA, United States	hunkapiller.julie@gene.com	<b>Clinical Groups</b>	<b>Oncology Group</b>

Natalie Bowers	Genentech, San Francisco, CA, United States	bowersn1@gene.com	Clinical Groups	Oncology Group
Rion Pendergrass	Genentech, San Francisco, CA, United States	penders2@gene.com	Clinical Groups	Oncology Group
Diptee Kulkarni	GlaxoSmithKline, Brentford, United Kingdom	diptee.a.kulkarni@gsk.com	Clinical Groups	Oncology Group
Kirsi Auro	GlaxoSmithKline, Espoo, Finland	kirsi.m.auro@gsk.com	Clinical Groups	Oncology Group
Alessandro Porello	Janssen Research & Development, LLC, Spring House, PA, United States	APorell@ITS.JNJ.com	Clinical Groups	Oncology Group
Andrey Loboda	Merck, Kenilworth, NJ, United States	andrey_loboda@merck.com	Clinical Groups	Oncology Group
Heli Lehtonen	Pfizer, New York, NY, United States	heli.lehtonen@pfizer.com	Clinical Groups	Oncology Group
Stefan McDonough	Pfizer, New York, NY, United States	stefan.McDonough@pfizer.com	Clinical Groups	Oncology Group
Sauli Vuoti	Janssen-Cilag Oy, Espoo, Finland	svuoti@its.jnj.com	Clinical Groups	Oncology Group
Kai Kaarniranta	Northern Savo Hospital District, Kuopio, Finland	kai.kaarniranta@uef.fi	Clinical Groups	Ophthalmology Group
Joni A Turunen	Helsinki University Hospital and University of Helsinki, Helsinki, Finland; Eye Genetics Group, Folkhälsan Research Center, Helsinki, Finland	joni.turunen@helsinki.fi	Clinical Groups	Ophthalmology Group
Terhi Ollila	Hospital District of Helsinki and Uusimaa, Helsinki, Finland	terhi.ollila@hus.fi	Clinical Groups	Ophthalmology Group
Hannu Uusitalo	Pirkanmaa Hospital District, Tampere, Finland	hannu.uusitalo@tuni.fi	Clinical Groups	Ophthalmology Group
Juha Karjalainen	Institute for Molecular Medicine Finland (FIMM), HiLIFE, University of Helsinki, Helsinki, Finland	juha.karjalainen@helsinki.fi	Clinical Groups	Ophthalmology Group
Esa Pitkanen	Institute for Molecular Medicine Finland (FIMM), HiLIFE, University of Helsinki, Helsinki, Finland	esa.pitkanen@helsinki.fi	Clinical Groups	Ophthalmology Group
Mengzhen Liu	Abbvie, Chicago, IL, United States	mengzhen.liu@abbvie.com	Clinical Groups	Ophthalmology Group
Heiko Runz	Biogen, Cambridge, MA, United States	heiko.runz@biogen.com	Clinical Groups	Ophthalmology Group
Stephanie Loomis	Biogen, Cambridge, MA, United States	stephanie.loomis@biogen.com	Clinical Groups	Ophthalmology Group
Erich Strauss	Genentech, San Francisco, CA, United States	strauss.erich@gene.com	Clinical Groups	Ophthalmology Group
Natalie Bowers	Genentech, San Francisco, CA, United States	bowersn1@gene.com	Clinical Groups	Ophthalmology Group
Hao Chen	Genentech, San Francisco, CA, United States	haoc@gene.com	Clinical Groups	Ophthalmology Group
Rion Pendergrass	Genentech, San Francisco, CA, United States	penders2@gene.com	Clinical Groups	Ophthalmology Group
Kaisa Tasanen	Northern Ostrobothnia Hospital District, Oulu, Finland	kaisa.tasanen-maatta@oulu.fi	Clinical Groups	Dermatology Group
Laura Huilaja	Northern Ostrobothnia Hospital District, Oulu, Finland	laura.huilaja@oulu.fi	Clinical Groups	Dermatology Group
Katariina Hannula-Jouppi	Hospital District of Helsinki and Uusimaa, Helsinki, Finland	katariina.hannula-jouppi@hus.fi	Clinical Groups	Dermatology Group
Teea Salmi	Pirkanmaa Hospital District, Tampere, Finland	teea.salmi@pshp.fi	Clinical Groups	Dermatology Group
Sirkku Peltonen	Hospital District of Southwest Finland, Turku, Finland	sipelto@utu.fi	Clinical Groups	Dermatology Group
Leena Koulu	Hospital District of Southwest Finland, Turku, Finland	leena.koulu@tyks.fi	Clinical Groups	Dermatology Group
Nizar Smaoui	Abbvie, Chicago, IL, United States	nizar.smaoui@abbvie.com	Clinical Groups	Dermatology Group
Fedik Rahimov	Abbvie, Chicago, IL, United States	fedik.rahimov@abbvie.com	Clinical Groups	Dermatology Group
Anne Lehtonen	Abbvie, Chicago, IL, United States	anne.lehtonen@abbvie.com	Clinical Groups	Dermatology Group
David Choy	Genentech, San Francisco, CA, United States	choy.david@gene.com	Clinical Groups	Dermatology Group
Rion Pendergrass	Genentech, San Francisco, CA, United States	penders2@gene.com	Clinical Groups	Dermatology Group
Dawn Waterworth	Janssen Research & Development, LLC, Spring House, PA, United States	dwaterwo@its.jnj.com	Clinical Groups	Dermatology Group

Kirsi Kalpala	Pfizer, New York, NY, United States	kirsi.kalpala@pfizer.com	<a href="#">Clinical Groups</a>	<b>Dermatology Group</b>
Ying Wu	Pfizer, New York, NY, United States	ying.wu3@pfizer.com	<a href="#">Clinical Groups</a>	<b>Dermatology Group</b>
Pirkko Pussinen	Hospital District of Helsinki and Uusimaa, Helsinki, Finland	pirkko.pussinen@helsinki.fi	<a href="#">Clinical Groups</a>	<b>Odontology Group</b>
Aino Salminen	Hospital District of Helsinki and Uusimaa, Helsinki, Finland	aino.m.salminen@helsinki.fi	<a href="#">Clinical Groups</a>	<b>Odontology Group</b>
Tuula Salo	Hospital District of Helsinki and Uusimaa, Helsinki, Finland	tuula.salo@helsinki.fi	<a href="#">Clinical Groups</a>	<b>Odontology Group</b>
David Rice	Hospital District of Helsinki and Uusimaa, Helsinki, Finland	david.rice@helsinki.fi	<a href="#">Clinical Groups</a>	<b>Odontology Group</b>
Pekka Nieminen	Hospital District of Helsinki and Uusimaa, Helsinki, Finland	pekka.nieminen@helsinki.fi	<a href="#">Clinical Groups</a>	<b>Odontology Group</b>
Ulla Palotie	Hospital District of Helsinki and Uusimaa, Helsinki, Finland	ulla.palotie@helsinki.fi	<a href="#">Clinical Groups</a>	<b>Odontology Group</b>
Maria Siponen	Northern Savo Hospital District, Kuopio, Finland	maria.siponen@uef.fi	<a href="#">Clinical Groups</a>	<b>Odontology Group</b>
Liisa Suominen	Northern Savo Hospital District, Kuopio, Finland	liisa.suominen@uef.fi	<a href="#">Clinical Groups</a>	<b>Odontology Group</b>
Päivi Mäntylä	Northern Savo Hospital District, Kuopio, Finland	paivi.mantyla@uef.fi	<a href="#">Clinical Groups</a>	<b>Odontology Group</b>
Ulvi Gursoy	Hospital District of Southwest Finland, Turku, Finland	ulvi.gursoy@utu.fi	<a href="#">Clinical Groups</a>	<b>Odontology Group</b>
Vuokko Anttonen	Northern Ostrobothnia Hospital District, Oulu, Finland	vuokko.anttonen@oulu.fi	<a href="#">Clinical Groups</a>	<b>Odontology Group</b>
Kirsi Sipilä	Research Unit of Oral Health Sciences Faculty of Medicine, University of Oulu, Oulu, Finland; Medical Research Center, Oulu, Oulu University Hospital and University of Oulu, Oulu, Finland	kirsi.sipila@oulu.fi	<a href="#">Clinical Groups</a>	<b>Odontology Group</b>
Rion Pendergrass	Genentech, San Francisco, CA, United States	pendergrass.sarah@gene.com	<a href="#">Clinical Groups</a>	<b>Odontology Group</b>
Hannele Laivuori	Institute for Molecular Medicine Finland (FIMM), HiLIFE, University of Helsinki, Helsinki, Finland	hannele.laivuori@helsinki.fi	<a href="#">Clinical Groups</a>	<b>Women's Health and Reproduction Group</b>
Venla Kurra	Pirkanmaa Hospital District, Tampere, Finland	venla.kurra@tuni.fi	<a href="#">Clinical Groups</a>	<b>Women's Health and Reproduction Group</b>
Laura Kotaniemi-Talonen	Pirkanmaa Hospital District, Tampere, Finland	laura.kotaniemi-talonen@tuni.fi	<a href="#">Clinical Groups</a>	<b>Women's Health and Reproduction Group</b>
Oskari Heikinheimo	Hospital District of Helsinki and Uusimaa, Helsinki, Finland	oskari.heikinheimo@helsinki.fi	<a href="#">Clinical Groups</a>	<b>Women's Health and Reproduction Group</b>
Ilkka Kalliala	Hospital District of Helsinki and Uusimaa, Helsinki, Finland	ilkka.kalliala@hus.fi	<a href="#">Clinical Groups</a>	<b>Women's Health and Reproduction Group</b>
Lauri Aaltonen	Hospital District of Helsinki and Uusimaa, Helsinki, Finland	lauri.aaltonen@helsinki.fi	<a href="#">Clinical Groups</a>	<b>Women's Health and Reproduction Group</b>
Varpu Jokimaa	Hospital District of Southwest Finland, Turku, Finland	varpu.jokimaa@utu.fi	<a href="#">Clinical Groups</a>	<b>Women's Health and Reproduction Group</b>
Johannes Kettunen	Northern Ostrobothnia Hospital District, Oulu, Finland	Johannes.Kettunen@oulu.fi	<a href="#">Clinical Groups</a>	<b>Women's Health and Reproduction Group</b>
Marja Väärasmäki	Northern Ostrobothnia Hospital District, Oulu, Finland	marja.vaarasmaki@oulu.fi	<a href="#">Clinical Groups</a>	<b>Women's Health and Reproduction Group</b>
Outi Uimari	Northern Ostrobothnia Hospital District, Oulu, Finland	outi.uimari@oulu.fi	<a href="#">Clinical Groups</a>	<b>Women's Health and Reproduction Group</b>
Laure Morin-Papunen	Northern Ostrobothnia Hospital District, Oulu, Finland	lmp@cc.oulu.fi	<a href="#">Clinical Groups</a>	<b>Women's Health and Reproduction Group</b>
Maarit Niinimäki	Northern Ostrobothnia Hospital District, Oulu, Finland	maarit.niinimaki@oulu.fi	<a href="#">Clinical Groups</a>	<b>Women's Health and Reproduction Group</b>
Terhi Piltonen	Northern Ostrobothnia Hospital District, Oulu, Finland	terhi.piltonen@oulu.fi	<a href="#">Clinical Groups</a>	<b>Women's Health and Reproduction Group</b>
Katja Kivinen	Institute for Molecular Medicine Finland (FIMM), HiLIFE, University of Helsinki, Helsinki, Finland	katja.kivinen@helsinki.fi	<a href="#">Clinical Groups</a>	<b>Women's Health and Reproduction Group</b>
Elisabeth Widen	Institute for Molecular Medicine Finland (FIMM), HiLIFE, University of Helsinki, Helsinki, Finland	elisabeth.widen@helsinki.fi	<a href="#">Clinical Groups</a>	<b>Women's Health and Reproduction Group</b>
Taru Tukiainen	Institute for Molecular Medicine Finland (FIMM), HiLIFE, University of Helsinki, Helsinki, Finland	taru.tukiainen@helsinki.fi	<a href="#">Clinical Groups</a>	<b>Women's Health and Reproduction Group</b>
Mary Pat Reeve	Institute for Molecular Medicine Finland (FIMM), HiLIFE, University of Helsinki, Helsinki, Finland	mary.reeve@helsinki.fi	<a href="#">Clinical Groups</a>	<b>Women's Health and Reproduction Group</b>
Mark Daly	Institute for Molecular Medicine Finland (FIMM), HiLIFE, University of Helsinki, Helsinki, Finland; Broad Institute of MIT and Harvard; Massachusetts General Hospital	mark.daly@helsinki.fi	<a href="#">Clinical Groups</a>	<b>Women's Health and Reproduction Group</b>

Niko Välimäki	University of Helsinki, Helsinki, Finland	niko.valimaki@helsinki.fi	<a href="#">Clinical Groups</a>	<b>Women's Health and Reproduction Group</b>
Eija Laakkonen	University of Jyväskylä, Jyväskylä, Finland	eija.k.laakkonen@jyu.fi	<a href="#">Clinical Groups</a>	<b>Women's Health and Reproduction Group</b>
Jaakko Tyrmi	University of Oulu, Oulu, Finland / University of Tampere, Tampere, Finland	jaakko.tyrmi@oulu.fi	<a href="#">Clinical Groups</a>	<b>Women's Health and Reproduction Group</b>
Heidi Silven	University of Oulu, Oulu, Finland	heidi.silven@student.oulu.fi	<a href="#">Clinical Groups</a>	<b>Women's Health and Reproduction Group</b>
Eeva Sliz	University of Oulu, Oulu, Finland	eeva.sliz@oulu.fi	<a href="#">Clinical Groups</a>	<b>Women's Health and Reproduction Group</b>
Riikka Arffman	University of Oulu, Oulu, Finland	riikka.arffman@oulu.fi	<a href="#">Clinical Groups</a>	<b>Women's Health and Reproduction Group</b>
Susanna Savukoski	University of Oulu, Oulu, Finland	susanna.savukoski@oulu.fi	<a href="#">Clinical Groups</a>	<b>Women's Health and Reproduction Group</b>
Triin Laisk	Estonian biobank, Tartu, Estonia	triin.laisk@ut.ee	<a href="#">Clinical Groups</a>	<b>Women's Health and Reproduction Group</b>
Natalia Pujol	Estonian biobank, Tartu, Estonia	natalia.pujolgualdo@oulu.fi	<a href="#">Clinical Groups</a>	<b>Women's Health and Reproduction Group</b>
Mengzhen Liu	Abbvie, Chicago, IL, United States	mengzhen.liu@abbvie.com	<a href="#">Clinical Groups</a>	<b>Women's Health and Reproduction Group</b>
Bridget Riley-Gillis	Abbvie, Chicago, IL, United States	bridget.rileygillis@abbvie.com	<a href="#">Clinical Groups</a>	<b>Women's Health and Reproduction Group</b>
Rion Pendergrass	Genentech, San Francisco, CA, United States	penders2@gene.com	<a href="#">Clinical Groups</a>	<b>Women's Health and Reproduction Group</b>
Janet Kumar	GlaxoSmithKline, Collegeville, PA, United States	janet.x.kumar@gsk.com	<a href="#">Clinical Groups</a>	<b>Women's Health and Reproduction Group</b>
Kirsi Auro	GlaxoSmithKline, Espoo, Finland	kirsi.m.auro@gsk.com	<a href="#">Clinical Groups</a>	<b>Women's Health and Reproduction Group</b>
Iiris Hovatta	University of Helsinki, Finland	iiris.hovatta@helsinki.fi	<a href="#">Clinical Groups</a>	<b>Depression group</b>
Chia-Yen Chen	Biogen, Cambridge, MA, United States	chiayen.chen@biogen.com	<a href="#">Clinical Groups</a>	<b>Depression group</b>
Erkki Isometsä	Hospital District of Helsinki and Uusimaa, Helsinki, Finland	erkki.isometsa@hus.fi	<a href="#">Clinical Groups</a>	<b>Depression group</b>
Kumar Veerapen	Broad Institute, Cambridge, MA, United States	veerapen@broadinstitute.org	<a href="#">Clinical Groups</a>	<b>Depression group</b>
Hanna Ollila	Institute for Molecular Medicine Finland (FIMM), HiLIFE, University of Helsinki, Helsinki, Finland	hanna.m.ollila@helsinki.fi	<a href="#">Clinical Groups</a>	<b>Depression group</b>
Jaana Suvisaari	Finnish Institute for Health and Welfare (THL), Helsinki, Finland	jaana.suvisaari@thl.fi	<a href="#">Clinical Groups</a>	<b>Depression group</b>
Thomas Damm Als	Aarhus University, Denmark	tda@biomed.au.dk	<a href="#">Clinical Groups</a>	<b>Depression group</b>
Antti Mäkitie	Department of Otorhinolaryngology - Head and Neck Surgery, University of Helsinki and Helsinki University Hospital, Helsinki, Finland	antti.makitie@helsinki.fi	<a href="#">Clinical Groups</a>	<b>ENT (ear, nose and throat) Group</b>
Argyro Bizaki-Vallaskangas	Pirkanmaa Hospital District, Tampere, Finland	argyro.bizaki-vallaskangas@tuni.fi	<a href="#">Clinical Groups</a>	<b>ENT (ear, nose and throat) Group</b>
Sanna Toppila-Salmi	University of Helsinki, Finland	sanna.salmi@helsinki.fi	<a href="#">Clinical Groups</a>	<b>ENT (ear, nose and throat) Group</b>
Tytti Willberg	Hospital District of Southwest Finland, Turku, Finland	tytti.willberg@tyks.fi	<a href="#">Clinical Groups</a>	<b>ENT (ear, nose and throat) Group</b>
Elmo Saarentaus	Institute for Molecular Medicine Finland (FIMM), HiLIFE, University of Helsinki, Helsinki, Finland	elmo.saarentaus@helsinki.fi	<a href="#">Clinical Groups</a>	<b>ENT (ear, nose and throat) Group</b>
Antti Aarnisalo	Hospital District of Helsinki and Uusimaa, Helsinki, Finland	antti.aarnisalo@hus.fi	<a href="#">Clinical Groups</a>	<b>ENT (ear, nose and throat) Group</b>
Eveliina Salminen	Hospital District of Helsinki and Uusimaa, Helsinki, Finland	eveliina.e.salminen@hus.fi	<a href="#">Clinical Groups</a>	<b>ENT (ear, nose and throat) Group</b>
Elisa Rahikkala	Northern Ostrobothnia Hospital District, Oulu, Finland	elisa.rahikkala@ppshp.fi	<a href="#">Clinical Groups</a>	<b>ENT (ear, nose and throat) Group</b>
Johannes Kettunen	Northern Ostrobothnia Hospital District, Oulu, Finland	johannes.kettunen@oulu.fi	<a href="#">Clinical Groups</a>	<b>ENT (ear, nose and throat) Group</b>
Kristiina Aittomäki	Department of Medical Genetics, Helsinki University Central Hospital, Helsinki, Finland	kristiina.aittomaki@helsinki.fi	<a href="#">Clinical Groups</a>	<b>POI (premature ovarian failure) Group</b>
Fredrik Åberg	Transplantation and Liver Surgery Clinic, Helsinki University Hospital, Helsinki University, Helsinki, Finland	fredrik.aberg@helsinki.fi	<a href="#">Clinical Groups</a>	<b>LiverScore Group</b>



Javier Garcia-Tabuenca	University of Tampere, Tampere, Finland	javier.graciatabuenca@tuni.fi
Harri Siirtola	University of Tampere, Tampere, Finland	harri.siirtola@tuni.fi
Tuomo Kiiskinen	Institute for Molecular Medicine Finland (FIMM), HiLIFE, University of Helsinki, Helsinki, Finland	tuomo.kiiskinen@helsinki.fi
Jiwoo Lee	Institute for Molecular Medicine Finland (FIMM), HiLIFE, University of Helsinki, Helsinki, Finland; Broad Institute, Cambridge, MA, United States	jiwoo.lee@helsinki.fi
Kristin Tsuo	Institute for Molecular Medicine Finland (FIMM), HiLIFE, University of Helsinki, Helsinki, Finland; Broad Institute, Cambridge, MA, United States	kristintsuo@fas.harvard.edu
Amanda Elliott	Institute for Molecular Medicine Finland (FIMM), HiLIFE, University of Helsinki, Helsinki, Finland; Broad Institute, Cambridge, MA, USA and Massachusetts General Hospital, Boston, Finland	aelliott@broadinstitute.org
Kati Kristiansson	THL Biobank / Finnish Institute for Health and Welfare (THL), Helsinki, Finland	kati.kristiansson@thl.fi
Mikko Arvas	Finnish Red Cross Blood Service / Finnish Hematology Registry and Clinical Biobank, Helsinki, Finland	mikko.arvas@veripalvelu.fi
Kati Hyvärinen	Finnish Red Cross Blood Service, Helsinki, Finland	kati.hyvarinen@veripalvelu.fi
Jarmo Ritari	Finnish Red Cross Blood Service, Helsinki, Finland	jarmo.ritari@veripalvelu.fi
Olli Carpén	Helsinki Biobank / Helsinki University and Hospital District of Helsinki and Uusimaa, Helsinki	olli.carpén@helsinki.fi
Johannes Kettunen	Northern Finland Biobank Borealis / University of Oulu / Northern Ostrobothnia Hospital District, Oulu, Finland	johannes.kettunen@oulu.fi
Katri Pylkäs	University of Oulu, Oulu, Finland	katri.pylkas@oulu.fi
Eeva Sliz	University of Oulu, Oulu, Finland	eeva.sliz@oulu.fi
Minna Karjalainen	University of Oulu, Oulu, Finland	minna.k.karjalainen@oulu.fi
Tuomo Mantere	Northern Finland Biobank Borealis / University of Oulu / Northern Ostrobothnia Hospital District, Oulu, Finland	tuomo.mantere@oulu.fi
Eeva Kangasniemi	Finnish Clinical Biobank Tampere / University of Tampere / Pirkanmaa Hospital District, Tampere, Finland	eeva.kangasniemi@pshp.fi
Sami Heikkinen	University of Eastern Finland, Kuopio, Finland	sami.heikkinen@uef.fi
Arto Mannermaa	Biobank of Eastern Finland / University of Eastern Finland / Northern Savo Hospital District, Kuopio, Finland	arto.mannermaa@uef.fi
Eija Laakkonen	University of Jyväskylä, Jyväskylä, Finland	eija.k.laakkonen@jyu.fi
Nina Pitkanen	Auria Biobank / University of Turku / Hospital District of Southwest Finland, Turku, Finland	Niina.Pitkanen@tyks.fi
Samuel Lessard	Translational Sciences, Sanofi R&D, Framingham, MA, USA	samuel.lessard@sanofi.com
Clément Chatelain	Translational Sciences, Sanofi R&D, Framingham, MA, USA	clement.chatelain@sanofi.com
Perttu Terho	Auria Biobank / University of Turku / Hospital District of Southwest Finland, Turku, Finland	perttu.terho@tyks.fi
Sirpa Soini	THL Biobank / Finnish Institute for Health and Welfare (THL), Helsinki, Finland	sirpa.soini@thl.fi
Jukka Partanen	Finnish Red Cross Blood Service / Finnish Hematology Registry and Clinical Biobank, Helsinki, Finland	jukka.partanen@veripalvelu.fi

[FinnGen Analysis working group](#) [FinnGen Analysis working group](#)  
[FinnGen Analysis working group](#) [FinnGen Analysis working group](#)  
[FinnGen Analysis working group](#) [FinnGen Analysis working group](#)  
[FinnGen Analysis working group](#) [FinnGen Analysis working group](#)

[FinnGen Analysis working group](#) [FinnGen Analysis working group](#)

[FinnGen Analysis working group](#) [FinnGen Analysis working group](#)

[FinnGen Analysis working group](#) [FinnGen Analysis working group](#)  
[FinnGen Analysis working group](#) [FinnGen Analysis working group](#)

[FinnGen Analysis working group](#) [FinnGen Analysis working group](#)  
[FinnGen Analysis working group](#) [FinnGen Analysis working group](#)  
[FinnGen Analysis working group](#) [FinnGen Analysis working group](#)  
[FinnGen Analysis working group](#) [FinnGen Analysis working group](#)

[FinnGen Analysis working group](#) [FinnGen Analysis working group](#)  
[FinnGen Analysis working group](#) [FinnGen Analysis working group](#)  
[FinnGen Analysis working group](#) [FinnGen Analysis working group](#)  
[FinnGen Analysis working group](#) [FinnGen Analysis working group](#)

[FinnGen Analysis working group](#) [FinnGen Analysis working group](#)

[FinnGen Analysis working group](#) [FinnGen Analysis working group](#)  
[FinnGen Analysis working group](#) [FinnGen Analysis working group](#)

[FinnGen Analysis working group](#) [FinnGen Analysis working group](#)  
[FinnGen Analysis working group](#) [FinnGen Analysis working group](#)  
[FinnGen Analysis working group](#) [FinnGen Analysis working group](#)  
[FinnGen Analysis working group](#) [FinnGen Analysis working group](#)

[Biobank directors](#) [Biobank directors](#)  
[Biobank directors](#) [Biobank directors](#)  
[Biobank directors](#) [Biobank directors](#)

Eero Punkka	Helsinki Biobank / Helsinki University and Hospital District of Helsinki and Uusimaa, Helsinki	eero.punkka@hus.fi	<a href="#">Biobank directors</a>	<a href="#">Biobank directors</a>
Raisa Serpi	Northern Finland Biobank Borealis / University of Oulu / Northern Ostrobothnia Hospital District, Oulu, Finland	rais.a.serpi@ppshp.fi	<a href="#">Biobank directors</a>	<a href="#">Biobank directors</a>
Sanna Siltanen	Finnish Clinical Biobank Tampere / University of Tampere / Pirkanmaa Hospital District, Tampere, Finland	sanna.siltanen@pshp.fi	<a href="#">Biobank directors</a>	<a href="#">Biobank directors</a>
Veli-Matti Kosma	Biobank of Eastern Finland / University of Eastern Finland / Northern Savo Hospital District, Kuopio, Finland	veli-matti.kosma@uef.fi	<a href="#">Biobank directors</a>	<a href="#">Biobank directors</a>
Teijo Kuopio	Central Finland Biobank / University of Jyväskylä / Central Finland Health Care District, Jyväskylä, Finland	teijo.kuopio@ksshp.fi	<a href="#">Biobank directors</a>	<a href="#">Biobank directors</a>
Anu Jalanko	Institute for Molecular Medicine Finland (FIMM), HiLIFE, University of Helsinki, Helsinki, Finland	anu.jalanko@helsinki.fi	<a href="#">FinnGen Teams</a>	<b>Administration</b>
Huei-Yi Shen	Institute for Molecular Medicine Finland (FIMM), HiLIFE, University of Helsinki, Helsinki, Finland	huei-yi.shen@helsinki.fi	<a href="#">FinnGen Teams</a>	<b>Administration</b>
Risto Kajanne	Institute for Molecular Medicine Finland (FIMM), HiLIFE, University of Helsinki, Helsinki, Finland	risto.kajanne@helsinki.fi	<a href="#">FinnGen Teams</a>	<b>Administration</b>
Mervi Aavikko	Institute for Molecular Medicine Finland (FIMM), HiLIFE, University of Helsinki, Helsinki, Finland	mervi.aavikko@helsinki.fi	<a href="#">FinnGen Teams</a>	<b>Administration</b>
Mitja Kurki	Institute for Molecular Medicine Finland (FIMM), HiLIFE, University of Helsinki, Helsinki, Finland; Broad Institute, Cambridge, MA, United States	mkurki@broadinstitute.org	<a href="#">FinnGen Teams</a>	<b>Analysis</b>
Juha Karjalainen	Institute for Molecular Medicine Finland (FIMM), HiLIFE, University of Helsinki, Helsinki, Finland	juha.karjalainen@helsinki.fi	<a href="#">FinnGen Teams</a>	<b>Analysis</b>
Pietro Della Briotta Parolo	Institute for Molecular Medicine Finland (FIMM), HiLIFE, University of Helsinki, Helsinki, Finland	pietro.dellabriottaparolo@helsinki.fi	<a href="#">FinnGen Teams</a>	<b>Analysis</b>
Arto Lehisto	Institute for Molecular Medicine Finland (FIMM), HiLIFE, University of Helsinki, Helsinki, Finland	arto.lehisto@helsinki.fi	<a href="#">FinnGen Teams</a>	<b>Analysis</b>
Juha Mehtonen	Institute for Molecular Medicine Finland (FIMM), HiLIFE, University of Helsinki, Helsinki, Finland	juha.mehtonen@helsinki.fi	<a href="#">FinnGen Teams</a>	<b>Analysis</b>
Wei Zhou	Broad Institute, Cambridge, MA, United States	wzhou@broadinstitute.org	<a href="#">FinnGen Teams</a>	<b>Analysis</b>
Masahiro Kanai	Broad Institute, Cambridge, MA, United States	mkanai@broadinstitute.org	<a href="#">FinnGen Teams</a>	<b>Analysis</b>
Mutaamba Maasha	Broad Institute, Cambridge, MA, United States	mmaasha@broadinstitute.org	<a href="#">FinnGen Teams</a>	<b>Analysis</b>
Kumar Veerapen	Broad Institute, Cambridge, MA, United States	veerapen@broadinstitute.org	<a href="#">FinnGen Teams</a>	<b>Analysis</b>
Hannele Laivuori	Institute for Molecular Medicine Finland (FIMM), HiLIFE, University of Helsinki, Helsinki, Finland	hannele.laivuori@helsinki.fi	<a href="#">FinnGen Teams</a>	<b>Clinical Endpoint Development</b>
Aki Havulinna	Institute for Molecular Medicine Finland (FIMM), HiLIFE, University of Helsinki, Helsinki, Finland	aki.havulinna@helsinki.fi	<a href="#">FinnGen Teams</a>	<b>Clinical Endpoint Development</b>
Susanna Lemmelä	Institute for Molecular Medicine Finland (FIMM), HiLIFE, University of Helsinki, Helsinki, Finland	susanna.lemmela@helsinki.fi	<a href="#">FinnGen Teams</a>	<b>Clinical Endpoint Development</b>
Tuomo Kiiskinen	Institute for Molecular Medicine Finland (FIMM), HiLIFE, University of Helsinki, Helsinki, Finland	tuomo.kiiskinen@helsinki.fi	<a href="#">FinnGen Teams</a>	<b>Clinical Endpoint Development</b>
L. Elisa Lahtela	Institute for Molecular Medicine Finland (FIMM), HiLIFE, University of Helsinki, Helsinki, Finland	laura.lahtela@helsinki.fi	<a href="#">FinnGen Teams</a>	<b>Clinical Endpoint Development</b>
Mari Kaunisto	Institute for Molecular Medicine Finland (FIMM), HiLIFE, University of Helsinki, Helsinki, Finland	mari.kaunisto@helsinki.fi	<a href="#">FinnGen Teams</a>	<b>Communication</b>
Elina Kilpeläinen	Institute for Molecular Medicine Finland (FIMM), HiLIFE, University of Helsinki, Helsinki, Finland	elina.kilpelainen@helsinki.fi	<a href="#">FinnGen Teams</a>	<b>E-Science</b>
Timo P. Sipilä	Institute for Molecular Medicine Finland (FIMM), HiLIFE, University of Helsinki, Helsinki, Finland	timo.p.sipila@helsinki.fi	<a href="#">FinnGen Teams</a>	<b>E-Science</b>
Oluwaseun Alexander Dada	Institute for Molecular Medicine Finland (FIMM), HiLIFE, University of Helsinki, Helsinki, Finland	alexander.dada@helsinki.fi	<a href="#">FinnGen Teams</a>	<b>E-Science</b>
Awaisa Ghazal	Institute for Molecular Medicine Finland (FIMM), HiLIFE, University of Helsinki, Helsinki, Finland	awaisa.ghazal@helsinki.fi	<a href="#">FinnGen Teams</a>	<b>E-Science</b>
Anastasia Kytölä	Institute for Molecular Medicine Finland (FIMM), HiLIFE, University of Helsinki, Helsinki, Finland	anastasia.shcherban@helsinki.fi	<a href="#">FinnGen Teams</a>	<b>E-Science</b>
Rigbe Weldatsadik	Institute for Molecular Medicine Finland (FIMM), HiLIFE, University of Helsinki, Helsinki, Finland	rigbe.weldatsadik@helsinki.fi	<a href="#">FinnGen Teams</a>	<b>E-Science</b>

Kati Donner	Institute for Molecular Medicine Finland (FIMM), HiLIFE, University of Helsinki, Helsinki, Finland	kati.donner@helsinki.fi	<a href="#">FinnGen Teams</a>	<b>Genotyping</b>
Timo P. Sipilä	Institute for Molecular Medicine Finland (FIMM), HiLIFE, University of Helsinki, Helsinki, Finland	timo.p.sipila@helsinki.fi	<a href="#">FinnGen Teams</a>	<b>Genotyping</b>
Anu Loukola	Helsinki Biobank / Helsinki University and Hospital District of Helsinki and Uusimaa, Helsinki	anu.loukola@hus.fi	<a href="#">FinnGen Teams</a>	<b>Sample Collection Coordination</b>
Päivi Laiho	THL Biobank / Finnish Institute for Health and Welfare (THL), Helsinki, Finland	paivi.laiho@thl.fi	<a href="#">FinnGen Teams</a>	<b>Sample Logistics</b>
Tuuli Sistonen	THL Biobank / Finnish Institute for Health and Welfare (THL), Helsinki, Finland	tuuli.sistonen@thl.fi	<a href="#">FinnGen Teams</a>	<b>Sample Logistics</b>
Essi Kaiharju	THL Biobank / Finnish Institute for Health and Welfare (THL), Helsinki, Finland	essi.kaiharju@thl.fi	<a href="#">FinnGen Teams</a>	<b>Sample Logistics</b>
Markku Laukkanen	THL Biobank / Finnish Institute for Health and Welfare (THL), Helsinki, Finland	markku.laukkanen@thl.fi	<a href="#">FinnGen Teams</a>	<b>Sample Logistics</b>
Elina Järvensivu	THL Biobank / Finnish Institute for Health and Welfare (THL), Helsinki, Finland	elina.jarvensivu@thl.fi	<a href="#">FinnGen Teams</a>	<b>Sample Logistics</b>
Sini Lähteenmäki	THL Biobank / Finnish Institute for Health and Welfare (THL), Helsinki, Finland	sini.lahteenmaki@thl.fi	<a href="#">FinnGen Teams</a>	<b>Sample Logistics</b>
Lotta Männikkö	THL Biobank / Finnish Institute for Health and Welfare (THL), Helsinki, Finland	lotta.mannikko@thl.fi	<a href="#">FinnGen Teams</a>	<b>Sample Logistics</b>
Regis Wong	THL Biobank / Finnish Institute for Health and Welfare (THL), Helsinki, Finland	regis.wong@thl.fi	<a href="#">FinnGen Teams</a>	<b>Sample Logistics</b>
Auli Toivola	THL Biobank / Finnish Institute for Health and Welfare (THL), Helsinki, Finland	auli.toivola@thl.fi	<a href="#">FinnGen Teams</a>	<b>Sample Logistics</b>
Minna Brunfeldt	THL Biobank / Finnish Institute for Health and Welfare (THL), Helsinki, Finland	minna.brunfeldt@thl.fi	<a href="#">FinnGen Teams</a>	<b>Registry Data Operations</b>
Hannele Mattsson	THL Biobank / Finnish Institute for Health and Welfare (THL), Helsinki, Finland	hannele.mattsson@thl.fi	<a href="#">FinnGen Teams</a>	<b>Registry Data Operations</b>
Kati Kristiansson	THL Biobank / Finnish Institute for Health and Welfare (THL), Helsinki, Finland	kati.kristiansson@thl.fi	<a href="#">FinnGen Teams</a>	<b>Registry Data Operations</b>
Susanna Lemmelä	Institute for Molecular Medicine Finland (FIMM), HiLIFE, University of Helsinki, Helsinki, Finland	susanna.lemmela@helsinki.fi	<a href="#">FinnGen Teams</a>	<b>Registry Data Operations</b>
Sami Koskelainen	THL Biobank / Finnish Institute for Health and Welfare (THL), Helsinki, Finland	sami.koskelainen@thl.fi	<a href="#">FinnGen Teams</a>	<b>Registry Data Operations</b>
Tero Hiekkalinna	THL Biobank / Finnish Institute for Health and Welfare (THL), Helsinki, Finland	tero.hiekkalinna@helsinki.fi	<a href="#">FinnGen Teams</a>	<b>Registry Data Operations</b>
Teemu Paajanen	THL Biobank / Finnish Institute for Health and Welfare (THL), Helsinki, Finland	teemu.paajanen@thl.fi	<a href="#">FinnGen Teams</a>	<b>Registry Data Operations</b>
Priit Palta	Institute for Molecular Medicine Finland (FIMM), HiLIFE, University of Helsinki, Helsinki, Finland	priit.palta@helsinki.fi	<a href="#">FinnGen Teams</a>	<b>Sequencing Informatics</b>
Kalle Pärn	Institute for Molecular Medicine Finland (FIMM), HiLIFE, University of Helsinki, Helsinki, Finland	kalle.parn@helsinki.fi	<a href="#">FinnGen Teams</a>	<b>Sequencing Informatics</b>
Mart Kals	Institute for Molecular Medicine Finland (FIMM), HiLIFE, University of Helsinki, Helsinki, Finland	mart.kals@helsinki.fi	<a href="#">FinnGen Teams</a>	<b>Sequencing Informatics</b>
Shuang Luo	Institute for Molecular Medicine Finland (FIMM), HiLIFE, University of Helsinki, Helsinki, Finland	shuang.luo@helsinki.fi	<a href="#">FinnGen Teams</a>	<b>Sequencing Informatics</b>
Vishal Sinha	Institute for Molecular Medicine Finland (FIMM), HiLIFE, University of Helsinki, Helsinki, Finland	vishal.sinha@helsinki.fi	<a href="#">FinnGen Teams</a>	<b>Sequencing Informatics</b>
Tarja Laitinen	Pirkanmaa Hospital District, Tampere, Finland	tarja.laitinen@pshp.fi	<a href="#">FinnGen Teams</a>	<b>Trajectory</b>
Mary Pat Reeve	Institute for Molecular Medicine Finland (FIMM), HiLIFE, University of Helsinki, Helsinki, Finland	mary.reeve@helsinki.fi	<a href="#">FinnGen Teams</a>	<b>Trajectory</b>
Marianna Niemi	University of Tampere, Tampere, Finland	marianna.niemi@tuni.fi	<a href="#">FinnGen Teams</a>	<b>Trajectory</b>
Kumar Veerapen	Broad Institute, Cambridge, MA, United States	veerapen@broadinstitute.org	<a href="#">FinnGen Teams</a>	<b>Trajectory</b>
Harri Siirtola	University of Tampere, Tampere, Finland	harri.siirtola@tuni.fi	<a href="#">FinnGen Teams</a>	<b>Trajectory</b>
Javier Gracia-Tabuenca	University of Tampere, Tampere, Finland	javier.graciatabuenca@tuni.fi	<a href="#">FinnGen Teams</a>	<b>Trajectory</b>
Mika Helminen	University of Tampere, Tampere, Finland	mika.helminen@tuni.fi	<a href="#">FinnGen Teams</a>	<b>Trajectory</b>
Tiina Luukkaala	University of Tampere, Tampere, Finland	tiina.luukkaala@tuni.fi	<a href="#">FinnGen Teams</a>	<b>Trajectory</b>
Iida Vähätalo	University of Tampere, Tampere, Finland	iida.vahatalo@epshp.fi	<a href="#">FinnGen Teams</a>	<b>Trajectory</b>
Jyrki Pitkanen	Institute for Molecular Medicine Finland (FIMM), HiLIFE, University of Helsinki, Helsinki, Finland	jyrki.pitkanen@helsinki.fi	<a href="#">FinnGen Teams</a>	<b>Data protection officer</b>
Marco Hautalahti	Finnish Biobank Cooperative - FINBB	marco.hautalahti@finbb.fi	<a href="#">FinnGen Teams</a>	<b>FINBB - Finnish biobank cooperative</b>



Johanna Mäkelä  
Sarah Smith  
Tom Southerington

Finnish Biobank Cooperative - FINBB  
Finnish Biobank Cooperative - FINBB  
Finnish Biobank Cooperative - FINBB

johanna.makela@finbb.fi  
sarah.smith@finbb.fi  
tom.southerington@finbb.fi

**FinnGen Teams**  
**FinnGen Teams**  
**FinnGen Teams**

**FINBB - Finnish biobank cooperative**  
**FINBB - Finnish biobank cooperative**  
**FINBB - Finnish biobank cooperative**