

Adolescent vaccination with BNT162b2 (Comirnaty, Pfizer-BioNTech) vaccine and effectiveness against COVID-19: national test-negative case-control study, England

Annabel A Powell,¹ Freja Kirsebom,¹ Julia Stowe,¹ Kelsey McOwat,¹ Vanessa Saliba,¹ Mary E Ramsay,^{1,2} Jamie Lopez-Bernal,^{1,2,3} Nick Andrews,^{1,2*} Shamez N Ladhani^{1,4*}

* Joint senior authors

1. UK Health Security Agency, London, United Kingdom
2. NIHR Health Protection Research Unit in Vaccines and Immunisation, London School of Hygiene and Tropical Medicine, London, United Kingdom
3. NIHR Health Protection Research Unit in Respiratory Infections, Imperial College London, London, United Kingdom
4. Paediatric Infectious Diseases Research Group, St George's University of London, London, UK

Abstract

Adolescents in the UK were recommended to have their first dose of mRNA vaccine during a period of high community transmission due to the highly transmissible Delta variant, followed by a second dose at an extended interval of 8-12 weeks. We used national SARS-CoV-2 testing, vaccination and hospitalisation data to estimate vaccine effectiveness (VE) using a test-negative case-control design, against PCR-confirmed symptomatic COVID-19 in England. BNT162b2 vaccination in 12-15-year-olds and 16-17-year-olds was associated with lower VE against symptomatic COVID-19 caused by Omicron compared to Delta. Data shows a rapid increase in VE against symptomatic COVID-19 after the second dose for both Delta and Omicron, although this declines to 23% against Omicron after 70+ days. Very high protection was achieved for Delta against hospitalisation after one dose. Our data highlight the importance of the second vaccine dose for protection against symptomatic COVID-19 and raise important questions about the objectives of an adolescent immunisation programme. If prevention of infection is the primary aim, then regular COVID-19 vaccine boosters will be required.

NOTE: This preprint reports new research that has not been certified by peer review and should not be used to guide clinical practice.

Background

Children and adolescents have a low risk of severe COVID-19.¹ In the UK, COVID-19 vaccination for adults began in December 2020.² Because of concerns about rare but potentially severe myocarditis after mRNA vaccination, mainly after the second dose in young adult males, the UK Joint Committee on Vaccination and Immunisation (JCVI) initially recommended one dose for 16-17-year-olds from 4 August 2021,³ and recommended against vaccinating 12-15-year-olds because of marginal risk-benefits,⁴ although UK ministers subsequently recommended vaccinating this group with BNT162b2 (Comirnaty, Pfizer-BioNTech) or mRNA-1273 (Spikevax, Moderna) from 13 September 2021 to prevent education disruption.⁵ Contrary to the authorised 3-week interval, the UK recommends 8-12 weeks between doses, because of the high protection the first dose provides and higher antibody responses after a later second dose.⁶ The UK strategy provided a unique opportunity to assess single-dose mRNA vaccine effectiveness (VE) in adolescents during a period of high community infection with the highly-transmissible Delta variant and, subsequently with the more-transmissible and now dominant Omicron variant⁷.

Methods

We used a test-negative case-control design to estimate VE after one BNT162b2 dose against PCR-confirmed symptomatic COVID-19 with the Delta and Omicron variants in England, as described previously.^{8,9} Vaccination status in symptomatic 12-15-year-olds and 16-17-year-olds with PCR-confirmed SARS-COV-2 infection was compared with vaccination status in symptomatic adolescents in the same age-groups who had a negative SARS-COV-2 PCR test. (full details in **Supplement 1**).

Results

From week 37 2021 onwards, there were 617,259 eligible tests for 12-15-year-olds and 225,670 for 16-17-year-olds, with a test date within 10 days of symptom onset date, and which could be linked to the National Immunisation Management system (match rate: 92.5%) (**Supplement 3&4**). Vaccine uptake and confirmed infections by age-group and over time are summarised in **Supplement 5**.

After one vaccine dose in 12-15-year-olds VE against symptomatic disease with Delta after dose one peaked at days 14-20 after vaccination (74.5%; 95%CI 73.2-75.6) and then declined gradually, reaching 45.9% (95%CI 41.2-50.1) at days 70-83 post-vaccination (**Figure 1, Supplement 6**). For Omicron, VE was significantly lower at these timepoints, peaking at 49.6% (95%CI 43.9-54.8) and dropping to 16.1% (95%CI 12.1-20.0), respectively. After two doses, VE increased and peaked 7-13 days later at 93.2% (95%CI 81.5-97.5) for Delta and at 83.1% (95%CI 78.2-86.9) for Omicron.

(**Supplement 6**) For Delta, VE against hospitalisation at 28+ days post-dose one was 83.4% (95%CI, 54.0-94.0) (**Supplement 7**).

For 16-17-year-olds, VE after dose one against symptomatic disease with Delta peaked at days 14-20 (75.9%; 95%CI 74.3-77.3), declined gradually and was lowest between days 84-104 at 29.3% (95%CI 25.9-32.6) (**Figure 1, Supplement 6**). For Omicron, the VE peak was significantly lower at 52.7% (95%CI 43.3-60.5) between days 21-27 and fell to 12.5% (95%CI 6.9-17.8) from day 105 (15 weeks) onwards. After dose two, VE peaked after 14-34 days at 96.1% (95%CI 95.2-96.8) for Delta and 7-13 days later at 76.1% (73.4-78.6) for Omicron, but fell rapidly for Omicron, reaching 22.6% (95%CI, 14.5-29.9) by 70+ days (10 weeks) compared to 83.7% (95%CI, 72.0-90.5) for Delta (**Supplement 6**).

For Delta, VE against hospitalisation at 28+ days post-dose one was 76.3% (95%CI, 61.1-85.6) (**Supplement 7**). There was insufficient follow-up time for assessing hospitalisation after two doses and for Omicron for either age-group.

Discussion

BNT162b2 vaccination in 12-15-year-olds and 16-17-year-olds was associated with lower VE against symptomatic COVID-19 caused by Omicron compared to Delta. After one dose, VE against symptomatic disease with Omicron dropped to $\leq 20\%$ by 84+ days (12 weeks), highlighting the need for a second dose in both age groups. A second dose was associated with rapid increase in VE within two weeks of vaccination, with higher protection against Delta compared to Omicron. Among 16-17-year-olds who were vaccinated earlier than 12-15 year-olds and, therefore, had longer follow-up, VE against Omicron dropped rapidly compared to Delta, consistent with observed trends in UK adults receiving a similar two-dose extended BNT162b2 schedule.¹⁰ Similar trends will likely occur in 12-15-year-olds over time. Reassuringly, very high protection was achieved against hospitalisations due to Delta even after a single dose. Further follow-up is needed to assess protection against hospitalisation due to Omicron, any additional protection offered by the second dose and duration of protection against hospitalisation for both variants.

Pre-licensure trials reported 93% (mRNA-1273) to 100% (BNT162b2) efficacy in preventing COVID-19 among 12-15 year-olds from 7 days (BNT162b2) or 14 days (mRNA-1273) after two doses given 3-4 weeks apart,^{11,12} but the short interval between doses prevents comparison with our cohort. Real-world VE data against two BNT162b2 doses includes a US study using a similar test-negative case-control design estimating 93% (95%CI, 83%–97%) VE against hospitalisation during June-September 2021,¹³ and another reporting 81% VE (95%CI, -55 to 90%) VE against hospitalisation in 12–15-year-olds, although this included only 45 cases,¹⁴ whilst early Israeli data estimated 91.5% (95%CI, 88.2%–93.9%) VE against SARS-CoV-2 infection in 12–15-year-olds.¹⁵

This study is, so far, the only VE evaluation against the Omicron variant in adolescents after one and two mRNA vaccine doses. After two BNT162b2 doses given 8-12 weeks apart in UK adults, a similar high VE was observed for both Delta and Omicron at 93% and 76%, respectively¹⁰ which was comparable to data from South Africa reporting VE of 70% against Omicron 2+ weeks after dose 2.¹⁶

The rapid waning of protection after the first and second BNT162b2 dose against symptomatic disease with Omicron, the now dominant variant in the UK and worldwide, indicates that the current adolescent immunisation programme as a stand-alone intervention is unlikely to sustain suppression of infections in the medium-to-long term. If the aim of the programme is to reduce infections, then regular boosters will likely be needed.

Funding: None

Conflict of interest: None

Ethics approval: UKHSA has legal permission, provided by Regulation 3 of The Health Service (Control of Patient Information) Regulations 2002, to process patient confidential information for national surveillance of communicable diseases and as such, individual patient consent is not required to access records.

REFERENCES

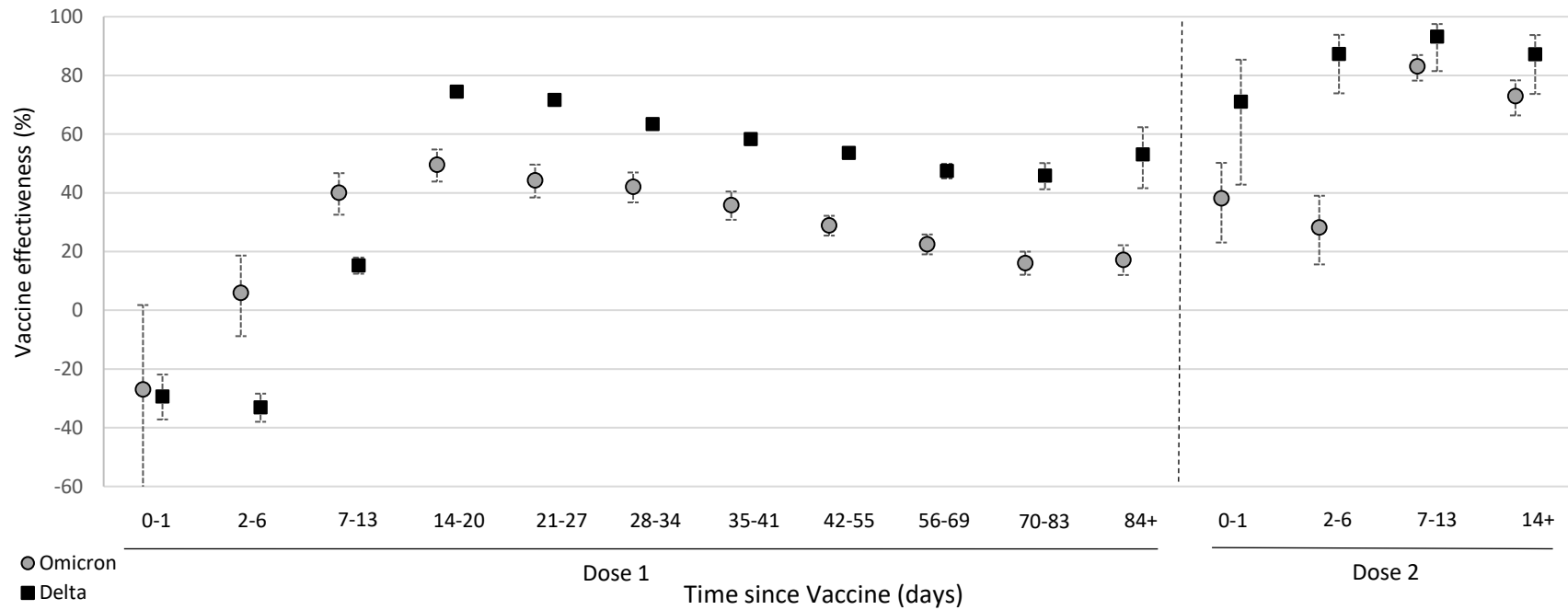
1. Ladhani SN, Amin-Chowdhury Z, Davies HG, et al. COVID-19 in children: analysis of the first pandemic peak in England. *Arch Dis Child* 2020; **105**(12): 1180-5.
2. JCVI. Optimising the COVID-19 vaccination programme for maximum short-term impact. 2021. <https://www.gov.uk/government/publications/prioritising-the-first-covid-19-vaccine-dose-jcvi-statement/optimising-the-covid-19-vaccination-programme-for-maximum-short-term-impact> (accessed 10 February 2022).
3. Public Health England. JCVI issues updated advice on COVID-19 vaccination of young people aged 16 to 17 (04 August 2021). <https://www.gov.uk/government/news/jcvi-issues-updated-advice-on-covid-19-vaccination-of-young-people-aged-16-to-17> (accessed 10 February 2022)
4. Public Health England. JCVI issues updated advice on COVID-19 vaccination of children aged 12 to 15 (03 September 2021). <https://www.gov.uk/government/news/jcvi-issues-updated-advice-on-covid-19-vaccination-of-children-aged-12-to-15> (accessed 10 February 2021).
5. Public Health England. Universal vaccination of children and young people aged 12 to 15 years against COVID-19 (13 September 2021).

<https://www.gov.uk/government/publications/universal-vaccination-of-children-and-young-people-aged-12-to-15-years-against-covid-19> (accessed 10 February 2021).

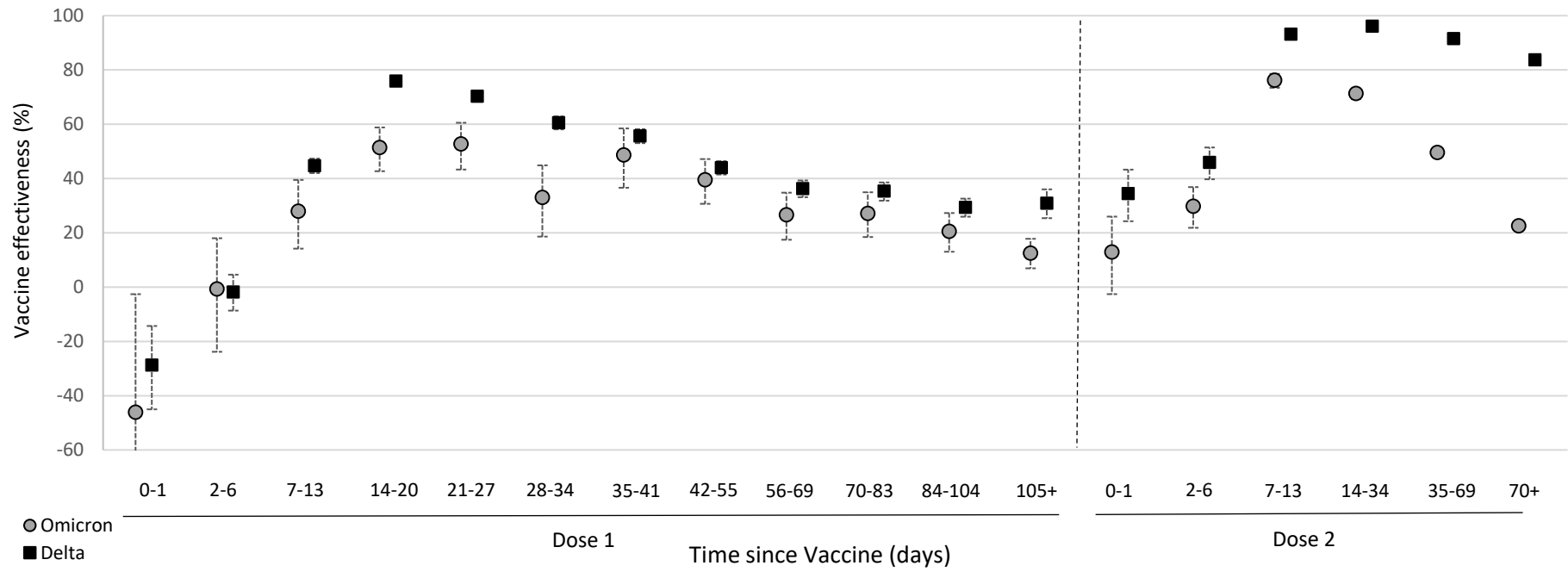
6. Amirthalingam G, Bernal JL, Andrews NJ, et al. Serological responses and vaccine effectiveness for extended COVID-19 vaccine schedules in England. *Nature Communications* 2021: 7217; <https://doi.org/10.1038/s41467-021-27410-5>.
7. Sofonea MT, Roquebert B, Foulongne V, et al. From Delta to Omicron: analysing the SARS-CoV-2 epidemic in France using variant-specific screening tests (September 1 to December 18, 2021). *medRxiv* 2022: 2021.12.31.21268583.
8. Andrews N, Stowe J, Kirsebom F, Gower C, Ramsay M, Bernal JL. Effectiveness of BNT162b2 (Comirnaty, Pfizer-BioNTech) COVID-19 booster vaccine against covid-19 related symptoms in England: test negative case-control study. *medRxiv* 2021: 2021.11.15.21266341.
9. Lopez Bernal J, Andrews N, Gower C, et al. Effectiveness of the Pfizer-BioNTech and Oxford-AstraZeneca vaccines on covid-19 related symptoms, hospital admissions, and mortality in older adults in England: test negative case-control study. *BMJ* 2021; **373**: n1088.
10. Andrews N, Stowe J, Kirsebom F, et al. Effectiveness of COVID-19 vaccines against the Omicron (B.1.1.529) variant of concern. *medRxiv* 2021: 2021.12.14.21267615.
11. Frenck RW, Jr., Klein NP, Kitchin N, et al. Safety, Immunogenicity, and Efficacy of the BNT162b2 Covid-19 Vaccine in Adolescents. *N Engl J Med* 2021; **385**(3): 239-50.
12. Ali K, Berman G, Zhou H, et al. Evaluation of mRNA-1273 SARS-CoV-2 Vaccine in Adolescents. *N Engl J Med* 2021; **385**:2241-2251.
13. Olson SM NM, Halasa NB, et al. Effectiveness of Pfizer-BioNTech mRNA Vaccination Against COVID-19 Hospitalization Among Persons Aged 12–18 Years — United States, June–September 2021. *MMWR Morb Mortal Wkly Rep* 2021 2021; (70): 1483–8.
14. Tartof SY, Slezak JM, Fischer H, et al. Effectiveness of mRNA BNT162b2 COVID-19 vaccine up to 6 months in a large integrated health system in the USA: a retrospective cohort study. *Lancet* 2021; **398**(10309): 1407-16.
15. Glatman-Freedman A, Hershkovitz Y, Kaufman Z, Dichtiar R, Keinan-Boker L, Bromberg M. Effectiveness of BNT162b2 Vaccine in Adolescents during Outbreak of SARS-CoV-2 Delta Variant Infection, Israel, 2021. *Emerg Infect Dis* 2021; **27**(11): 2919-22.
16. Collie S, Champion J, Moultrie H, Bekker L-G, Gray G. Effectiveness of BNT162b2 Vaccine against Omicron Variant in South Africa. *New England Journal of Medicine* 2021; **386**(5): 494-6.

Figure 1. Vaccine effectiveness with 95% confidence intervals against symptomatic, PCR-confirmed COVID-19 with the Delta and Omicron variants among adolescents after one and two doses of BNT162b2 (Comirnaty, Pfizer-BioNTech) in England.

a) 12-15-year-olds



b) 16-17-year-olds



Supplement 1. Methods

Data sources

Sources of data on vaccination status, SARS-CoV-2 testing, identification of variants, covariates included in the analyses and data linkage methods have been described previously.⁸⁻¹⁰ Testing data for adolescents were linked to NIMS on 18/01/2022 using combinations of the unique individual National Health Service (NHS) number, date of birth, surname, first name, and postcode using deterministic linkage – 92.5% of eligible tests from adolescents could be linked to the NIMS.

For adolescents, data on PCR-tests were extracted on 18/01/2022 containing data up to 12/01/2022 from week 37 2021 for 12-15-year-olds and week 32 2021 for 16-17-year-olds. Those vaccinated before the above periods were not included. These restrictions were done to reflect the time that vaccination was a general recommendation in these age groups.

Cases who reported symptoms and were tested in Pillar 2 were included in the analysis. Any negative tests taken within 7 days of a previous negative test, and any negative tests where symptom onset date was within the 10 days of a previous symptoms onset date for a negative test were dropped as these likely represent the same episode. Negative tests taken within 21 days of a subsequent positive test were also excluded as chances are high that these are false negatives.

Positive and negative tests within 90 days of a previous positive test were also excluded; however, where participants had later positive tests within 14 days of a positive then preference was given to PCR tests and symptomatic tests. For adolescents who had more than one negative test, a maximum of two negative tests could be included per person (one from the period pre 22/11/2021 and one in the period post 22/11/2021). Data were restricted to persons who had reported symptoms and gave a symptom onset date within the 10 days before testing to account for reduced PCR sensitivity beyond this period in an infection event. Cases with booster doses or unusual vaccine schedules were excluded.

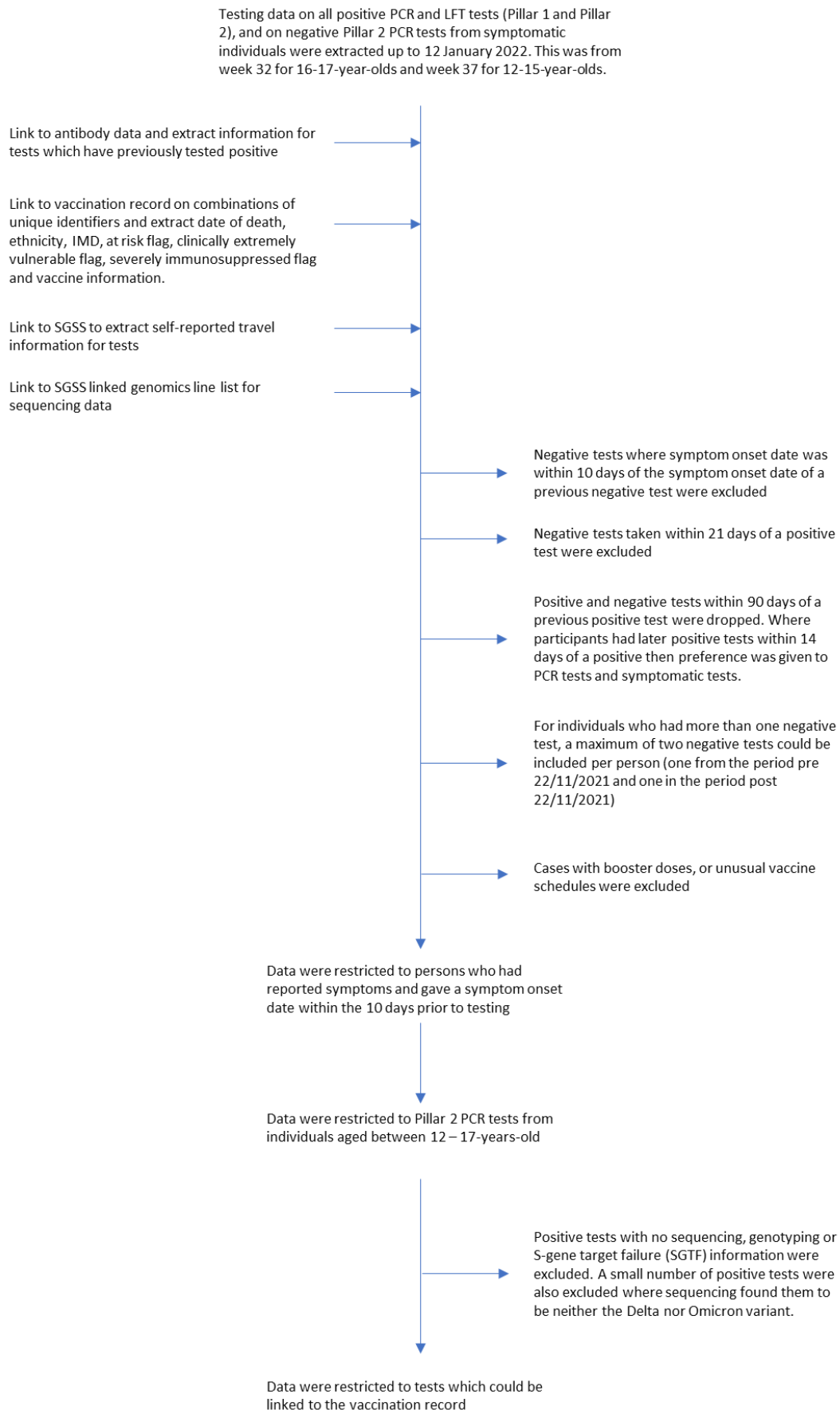
Variants were defined as previously described.¹⁰ In brief, cases were defined as the Delta or Omicron variant based on whole genome sequencing, genotyping or S-gene target status, with sequencing taking priority, followed by genotyping followed by SGTF status. Where subsequent positive tests within 14 days included sequencing, genotyping or SGTF information, this information was used to classify the variant. All cases prior to week 48 were defined as Delta, unless SGTF, genotyping or sequencing information confirmed otherwise. From week 48 onwards, tests were only included if they had SGTF, genotyping or sequencing information. The Delta analysis was restricted up to week 1 of 2022. Tests were defined as Omicron from week 48 onwards using SGTF, genotyping or sequencing information.

Testing data and linkage to the Emergency Care Dataset, as well as inclusion and exclusion factors for analysis has been described previously.⁸ Emergency care hospitalisation data were extracted on 18/01/2022 with cases and controls included if tested by 31/12/2021 to allow time for hospitalisation in cases which is defined as within 14 days of a positive test.

Statistical analysis

We have previously reported the methodology for test-negative case-control analysis.⁸⁻¹⁰ Analysis was done by logistic regression with the PCR-test result as the dependent variable and vaccination status included as an independent variable. Vaccine effectiveness was defined as 1- odds of vaccination in cases/odds of vaccination in controls, with vaccination stratified by interval after each dose. Similar analyses were performed for hospitalisations with all cases included and cases defined as those admitted. Vaccine effectiveness was adjusted in logistic regression models for age, sex, index of multiple deprivation (quintile), ethnic group, geographic region (NHS region), period (calendar week of onset), clinical risk group status (a separate flag for those aged over and under 16), clinically extremely vulnerable (if aged 16 and above) and previous positivity. For children age was defined as at 31 August 2021.

Supplement 2. Methods Flow Chart



Supplement 3. Total number of positive and negative PCR-confirmed SARS-CoV-2 test results in individuals tested for SARS-CoV-2 for grouped ages 12-15 and 16-17, in England. Data is shown for the Delta and Omicron variants.

a) Delta

	Overall		12-15				16-17			
	n	%	Positive		Negative		Positive		Negative	
			n	%	n	%	n	%	n	%
Test Result	767,787	100.0	267,187	34.8	300,434	39.1	82,508	27.5	116,890	38.9
Dose 1: unvacc	530,996	69.2	224,265	29.2	217,749	28.4	46,952	23.6	42,030	21.1
Dose 1: day 0-1	6,897	0.9	3518	0.5	1939	0.3	931	0.5	509	0.3
Dose 1: day 2-6	20,068	2.6	10,116	1.3	5,344	0.7	2,607	1.3	2,001	1.0
Dose 1: day 7-13	27,351	3.6	9,662	1.3	8207	1.1	3,803	1.9	5679	2.9
Dose 1: day 14-20	18,308	2.4	2632	0.3	8,199	1.1	1414	0.7	6,063	3.0
Dose 1: day 21-27	17,902	2.3	2564	0.3	8,191	1.1	1272	0.6	5,875	3.0
Dose 1: day 28-34	18,776	2.4	2,877	0.4	8,297	1.1	1,639	0.8	5,963	3.0
Vaccination Status and intervals after vaccine Dose 1: day 35-41	18,654	2.4	2,888	0.4	8,322	1.1	1,947	1.0	5,497	2.8
Dose 1: day 42-55	33,525	4.4	5,033	0.7	15,434	2.0	4,957	2.5	8,101	4.1
Dose 1: day 56-69	23,768	3.1	2,728	0.4	10,824	1.4	4,851	2.4	5,365	2.7
Dose 1: day 70-83	14,934	1.9	781	0.1	5,197	0.7	4,152	2.1	4,804	2.4
Dose 1: day 84+	1,843	0.2	93	0.0	1750	0.2	-	-	-	-
Dose 1: day 84-104	12,452	1.6	-	-	-	-	5487	2.8	6965	3.5
Dose 1: day 105+	5,348	0.7	-	-	-	-	1265	0.6	4083	2.1
Dose 2: 0-1 days	1,179	0.2	10	0.0	148	0.0	332	0.2	689	0.3
Dose 2: 2-6 days	2,422	0.3	8	0.0	278	0.0	564	0.3	1572	0.8
Dose 2: 7-13 days	2,936	0.4	4	0.0	269	0.0	99	0.0	2564	1.3
Dose 2: 14+ days	294	0.0	8	0.0	286	0.0	-	-	-	-
Dose 2: 14-34 days	5,985	0.8	-	-	-	-	106	0.1	5879	3.0
Dose 2: 35-69 days	3,381	0.4	-	-	-	-	130	0.1	3251	1.6
Dose 2: 70+ days	768	0.1	-	-	-	-	15	0.0	753	0.4

b) Omicron

	12-15											16-17			
	Overall		Positive		Negative		Positive		Negative						
	n	%	n	%	n	%	n	%	n	%	n	%			
Test Result	198,824	100.0	43,297	5.6	93,984	12.2	22,926	11.5	38,617	19.4					
Dose 1: unvacc	78,058	39.3	19,983	2.6	39,333	5.1	8,592	4.3	10,150	5.1					
Dose 1: day 0-1	614	0.3	135	0.0	313	0.0	88	0.0	78	0.0					
Dose 1: day 2-6	1,907	1.0	394	0.1	1,042	0.1	239	0.1	232	0.1					
Dose 1: day 7-13	3,472	1.7	511	0.1	2,287	0.3	285	0.1	389	0.2					
Dose 1: day 14-20	4,456	2.2	571	0.1	3,119	0.4	267	0.1	499	0.3					
Dose 1: day 21-27	5,461	2.7	677	0.1	4,117	0.5	219	0.1	448	0.2					
Dose 1: day 28-34	6,531	3.3	901	0.1	5,021	0.7	217	0.1	392	0.2					
Vaccination Status and intervals after vaccine															
Dose 1: day 35-41	7,544	3.8	1,320	0.2	5,627	0.7	157	0.1	440	0.2					
Dose 1: day 42-55	18,140	9.1	4,344	0.6	12,387	1.6	415	0.2	994	0.5					
Dose 1: day 56-69	18,567	9.3	5,676	0.7	11,066	1.4	623	0.3	1,202	0.6					
Dose 1: day 70-83	13,186	6.6	5,217	0.7	5,914	0.8	700	0.4	1,355	0.7					
Dose 1: day 84+	5,339	2.7	2895	0.4	2444	0.3	-	-	-	-					
Dose 1: day 84-104	5,277	2.7	-	-	-	-	1,145	0.6	4,132	2.1					
Dose 1: day 105+	7,667	3.9	-	-	-	-	3,413	1.7	4,254	2.1					
Dose 2: 0-1 days	1,260	0.6	166	0.0	200	0.0	320	0.2	574	0.3					
Dose 2: 2-6 days	2,818	1.4	316	0.0	359	0.0	787	0.4	1356	0.7					
Dose 2: 7-13 days	3,249	1.6	76	0.0	376	0.0	534	0.3	2263	1.1					
Dose 2: 14+ days	494	0.2	115	0.0	379	0.0	-	-	-	-					
Dose 2: 14-34 days	7,576	3.8	-	-	-	-	2,053	1.0	5523	2.8					
Dose 2: 35-69 days	5,249	2.6	-	-	-	-	1,808	0.9	3441	1.7					
Dose 2: 70+ days	1,959	1.0	-	-	-	-	1,064	0.5	895	0.5					

Tests are shown as totals used in analysis for a) Delta and then for b) Omicron. As there was a period of overlap between the two, some negative tests were used in analysis for both variants. Total negative tests can be found in Supplement 4.

Supplement 4. Descriptive characteristics of positive and negative PCR-confirmed SARS-CoV-2 test results among adolescents aged 12-17 years after one and two doses of BNT162b2 (Comirnaty, Pfizer-BioNTech in England. Data is shown for Delta and Omicron.

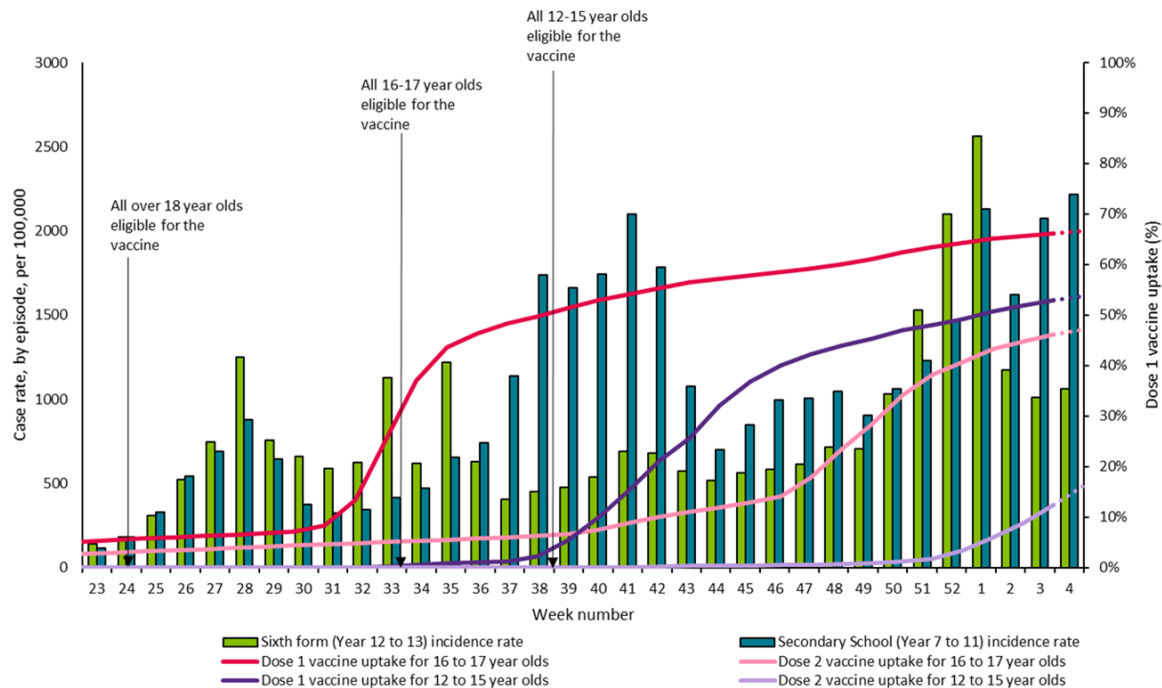
		Overall		Negative		Delta		Omicron	
		n	%	n	%	n	%	n	%
	Test Result	842,969	100.0%	427,035	50.7%	349,710	41.5%	66,224	7.9%
	Interval (days)								
	Unvaccinated	562,960	66.8%	263,167	61.6%	271,217	77.6%	28,576	43.2%
Vaccination Status and intervals after vaccine	Dose 1								
	0-1	7,145	0.8%	2,473	0.6%	4,449	1.3%	223	0.3%
	2-6	20,774	2.5%	7,418	1.7%	12,723	3.6%	633	1.0%
	7-13	28,249	3.4%	13,988	3.3%	13,465	3.9%	796	1.2%
	14-20	19,281	2.3%	14,397	3.4%	4,046	1.2%	838	1.3%
	21-27	18,991	2.3%	14,259	3.3%	3,836	1.1%	896	1.4%
	28-34	20,029	2.4%	14,395	3.4%	4,516	1.3%	1,118	1.7%
	35-41	20,311	2.4%	13,999	3.3%	4,835	1.4%	1,477	2.2%
	42-55	38,727	4.6%	23,978	5.6%	9,990	2.9%	4,759	7.2%
	56-69	30,934	3.7%	17,056	4.0%	7,579	2.2%	6,299	9.5%
	70-83	21,664	2.6%	10,814	2.5%	4,933	1.4%	5,917	8.9%
	84-104	18,952	2.2%	9,404	2.2%	5,579	1.6%	3,969	6.0%
	105+	9,139	1.1%	4,389	1.0%	1,266	0.4%	3,484	5.3%
	Dose 2								
	0-1	1,740	0.2%	912	0.2%	342	0.1%	486	0.7%
	2-6	3,668	0.4%	1,993	0.5%	572	0.2%	1,103	1.7%
	7-13	3,740	0.4%	3,027	0.7%	103	0.0%	610	0.9%
	14-34	8,932	1.1%	6,689	1.6%	109	0.0%	2,134	3.2%
	35-69	5,756	0.7%	3,779	0.9%	135	0.0%	1,842	2.8%
	70+	1,977	0.2%	898	0.2%	15	0.0%	1,064	1.6%
Age (years)	12	153,429	18.2%	76,762	18.0%	66,488	19.0%	10,179	15.4%
	13	156,854	18.6%	78,450	18.4%	67,909	19.4%	10,495	15.8%
	14	154,773	18.4%	77,781	18.2%	66,062	18.9%	10,930	16.5%

	15	152,243	18.1%	73,821	17.3%	66,728	19.1%	11,694	17.7%
	16	113,384	13.5%	59,237	13.9%	43,324	12.4%	10,823	16.3%
	17	112,286	13.3%	60,984	14.3%	39,199	11.2%	12,103	18.3%
Gender	Female	428,485	50.8%	213,729	50.0%	178,313	51.0%	36,443	55.0%
	Male	413,146	49.0%	212,548	49.8%	170,906	48.9%	29,692	44.8%
	Missing	1,338	0.2%	758	0.2%	491	0.1%	89	0.1%
Ethnicity	African	13,809	1.6%	6,151	1.4%	5,241	1.5%	2,417	3.6%
	Another Asian background	11,141	1.3%	5,385	1.3%	4,498	1.3%	1,258	1.9%
	Another Black background	1,594	0.2%	770	0.2%	606	0.2%	218	0.3%
	Another ethnic background	5,298	0.6%	2,785	0.7%	1,960	0.6%	553	0.8%
	Arab	3,838	0.5%	1,982	0.5%	1,497	0.4%	359	0.5%
	Bangladeshi	8,100	1.0%	4,327	1.0%	2,925	0.8%	848	1.3%
	Caribbean	4,564	0.5%	2,083	0.5%	1,693	0.5%	788	1.2%
	Chinese	4,263	0.5%	2,008	0.5%	1,881	0.5%	374	0.6%
	Indian	22,909	2.7%	12,228	2.9%	8,840	2.5%	1,841	2.8%
	Mixed or multiple ethnic groups	38,469	4.6%	19,797	4.6%	15,185	4.3%	3,487	5.3%
	Pakistani	23,645	2.8%	13,490	3.2%	7,713	2.2%	2,442	3.7%
	Prefer not to say	26,178	3.1%	13,750	3.2%	9,888	2.8%	2,540	3.8%
	White	679,161	80.6%	342,279	80.2%	287,783	82.3%	49,099	74.1%
NHS Region	East of England	105,964	12.6%	54,483	12.8%	45,185	12.9%	6,296	9.5%
	London	86,796	10.3%	44,876	10.5%	31,492	9.0%	10,428	15.7%
	Midlands	165,849	19.7%	84,700	19.8%	70,406	20.1%	10,743	16.2%
	North East	130,638	15.5%	66,147	15.5%	53,684	15.4%	10,807	16.3%
	North West	114,221	13.5%	58,090	13.6%	41,484	11.9%	14,647	22.1%
	South East	145,439	17.3%	71,803	16.8%	64,089	18.3%	9,547	14.4%
	South West	94,057	11.2%	46,933	11.0%	43,368	12.4%	3,756	5.7%
	Missing	5	0.0%	3	0.0%	2	0.0%	-	0.0%
IMD Quintiles	1	160,916	19.1%	84,683	19.8%	60,065	17.2%	16,168	24.4%

	2	150,401	17.8%	76,526	17.9%	60,753	17.4%	13,122	19.8%
	3	161,390	19.1%	80,584	18.9%	68,896	19.7%	11,910	18.0%
	4	173,528	20.6%	86,568	20.3%	74,634	21.3%	12,326	18.6%
	5	195,386	23.2%	97,975	22.9%	84,828	24.3%	12,583	19.0%
	Missing	1,348	0.2%	699	0.2%	534	0.2%	115	0.2%
Vaccine priority groups	At risk	177,647	21.1%	96,103	22.5%	64,079	18.3%	17,465	26.4%
	CEV	454	0.1%	258	0.1%	140	0.0%	56	0.1%
Previously positive	No	775,599	92.0%	371,673	87.0%	344,960	98.6%	58,966	89.0%
	Yes	67,370	8.0%	55,362	13.0%	4,750	1.4%	7,258	11.0%

Negative tests are shown as totals used in analysis. As there was a period of overlap between Delta and Omicron, some negative tests were used in analysis for both variants.

Supplement 5. Weekly incidence of COVID-19 cases per 100,000 population from week 23 2021, in secondary age cohorts (Year 7 to 11) and sixth form age cohorts (Year 12 to Year 13) with dose 1 vaccine uptake in 12-15-year-olds and in 16-17-year-olds.



Graph taken from UKHSA Weekly Influenza and COVID-19 Surveillance graphs ¹⁷

Incidence definition: School age cohorts are calculated based on academic year birth cohorts. Those born between 01/09/2004 – 31/08/2005 are included in the year 12 school group and those born between 01/09/2003 – 31/08/2004 are included in the year 13 school group. Case rate denominators are sourced from ONS 2020 mid-year estimates.

Vaccine coverage definition: From Week 42 the ages are calculated based on age as of 31 August 2021. The under 50 age group includes all those aged under 50 including those born after the 31 August 2021 (denominator). Those whose date of birth is after the 31 August 2021, have an age of zero and are included in the denominator. Only vaccinations recorded as given to persons aged greater or equal to 1 have been included (numerator). Both numerators and denominators are sourced from the NIMS and exclude deaths. All data presented are for vaccinations within the living population on the date of extraction and therefore removes both formal and informal registered deaths in the numerator and denominator for the purposes of calculating vaccine uptake.

Supplement 6. Vaccine effectiveness with 95% confidence intervals against symptomatic, PCR-confirmed COVID-19 among adolescents and adults after one and two doses of BNT162b2 (Comirnaty, Pfizer-BioNTech) in England. Children aged 12-15 years have yet to receive their second dose of vaccine in England

	12-15-year-olds		16-17-year-olds		
	Delta	Omicron	Delta	Omicron	
	Interval after vaccine	VE	VE	VE	
Vaccination Status and intervals after vaccine	Dose 1: day 0-1	-29.3 (-37.2 to -21.9)	-26.9 (-64.1 to 1.8)	-28.8 (-45.0 to -14.3)	-46.1 (-108 to -2.6)
	Dose 1: day 2-6	-33.1 (-38.0 to -28.4)	5.9 (-8.8 to 18.6)	-1.8 (-8.7 to 4.6)	-0.8 (-23.8 to 18.0)
	Dose 1: day 7-13	15.3 (12.5 to 18)	40.1 (32.6 to 46.7)	44.7 (42.0 to 47.3)	27.9 (14.2 to 39.5)
	Dose 1: day 14-20	74.5 (73.2 to 75.6)	49.6 (43.9 to 54.8)	75.9 (74.3 to 77.3)	51.4 (42.7 to 58.8)
	Dose 1: day 21-27	71.7 (70.3 to 73)	44.3 (38.4 to 49.6)	70.3 (68.3 to 72.2)	52.7 (43.3 to 60.5)
	Dose 1: day 28-34	63.4 (61.7 to 65.1)	42.1 (36.7 to 46.9)	60.6 (58.1 to 62.9)	33.0 (18.6 to 44.9)
	Dose 1: day 35-41	58.4 (56.4 to 60.3)	35.8 (30.8 to 40.5)	55.7 (53.0 to 58.2)	48.7 (36.6 to 58.5)
	Dose 1: day 42-55	53.6 (51.9 to 55.2)	28.9 (25.4 to 32.2)	44.0 (41.5 to 46.4)	39.5 (30.7 to 47.2)
	Dose 1: day 56-69	47.5 (44.9 to 49.9)	22.5 (19.1 to 25.8)	36.3 (33.1 to 39.3)	26.6 (17.4 to 34.8)
	Dose 1: day 70-83	45.9 (41.2 to 50.1)	16.1 (12.1 to 20.0)	35.3 (31.8 to 38.6)	27.2 (18.4 to 34.9)
	Dose 1: day 84+	53.1 (41.6 to 62.4)	17.2 (12.0 to 22.1)	-	-
	Dose 1: day 84-104	-	-	29.3 (25.9 to 32.6)	20.5 (13.0 to 27.3)
	Dose 1: day 105+	-	-	30.9 (25.4 to 36.0)	12.5 (6.9 to 17.8)
	Dose 2: 0-1 days	71.1 (42.8 to 85.4)	38.1 (23.1 to 50.2)	34.5 (24.3 to 43.3)	12.9 (-2.6 to 26.0)
	Dose 2: 2-6 days	87.3 (73.9 to 93.8)	28.3 (15.6 to 39.0)	45.9 (39.7 to 51.4)	29.7 (21.9 to 36.8)
	Dose 2: 7-13 days	93.2 (81.5 to 97.5)	83.1 (78.2 to 86.9)	93.1 (91.6 to 94.4)	76.1 (73.4 to 78.6)
	Dose 2: 14+ days	87.2 (73.7 to 93.8)	73 .0(66.4 to 78.3)	-	-
	Dose 2: 14-34 days	-	-	96.1 (95.2 to 96.8)	71.3 (69.3 to 73.1)
	Dose 2: 35-69 days	-	-	91.5 (89.9 to 93.0)	49.5 (45.7 to 53.0)
	Dose 2: 70+ days	-	-	83.7 (72.0 to 90.5)	22.6 (14.5 to 29.9)

Supplement 7. Vaccine effectiveness and 95% confidence intervals against hospitalisation

following PCR-confirmed COVID-19 with Delta among adolescents aged 16-17 with one dose of Comirnaty (PF) in England

a) 12-15-year-olds

		Overall		Positive		Negative		VE
		n	%	n	%	n	%	
	Test Result	253,892	100.0	293	0.1	253,599	99.9	
Vaccination status and interval after vaccine	unvaccinated	189,833	74.8	255	0.1	189,578	74.8	
	d1:0-27	27,308	10.8	34	0.0	27,274	10.8	14.2 (-25.6 to 41.4)
	d1:28+	36,751	14.5	4	0.0	36,747	14.5	83.4 (54.0 to 94.0)

b) 16-17-year-olds

		Overall		Positive		Negative		VE
		n	%	n	%	n	%	
	Test Result	86,097	100.0	171	0.2	85,926	99.8	
Vaccination status and interval after vaccine	unvaccinated	34,338	39.9	130	0.2	34,208	39.7	
	d1:0-27	17,814	20.7	19	0.0	17,795	20.7	64.6 (40.7 to 78.9)
	d1:28+	33,945	39.4	22	0.0	33,923	39.4	76.3 (61.1 to 85.6)

SUPPLEMENT REFERENCES

1. Lopez Bernal J, Andrews N, Gower C, et al. Effectiveness of the Pfizer-BioNTech and Oxford-AstraZeneca vaccines on covid-19 related symptoms, hospital admissions, and mortality in older adults in England: test negative case-control study. *BMJ* 2021; **373**: n1088.
2. Andrews N, Stowe J, Kirsebom F, Gower C, Ramsay M, Bernal JL. Effectiveness of BNT162b2 (Comirnaty, Pfizer-BioNTech) COVID-19 booster vaccine against covid-19 related symptoms in England: test negative case-control study. *medRxiv* 2021: 2021.11.15.21266341.
3. Andrews N, Stowe J, Kirsebom F, et al. Effectiveness of COVID-19 vaccines against the Omicron (B.1.1.529) variant of concern. *medRxiv* 2021: 2021.12.14.21267615.
4. UKHSA. Weekly Influenza and COVID-19 Surveillance graphs. 2021. https://assets.publishing.service.gov.uk/government/uploads/system/uploads/attachment_data/file/1035958/Weekly_COVID-19_and_Influenza_Surveillance_Graphs_w47.pdf (accessed 12th December 2021).