

Changing dynamics of COVID-19 deaths during the SARS-CoV2 B.1.617.2 (Delta variant) outbreak in England and Wales: Reduced COVID-19 deaths among the Care Home residents.

Running title: Reduced COVID-19 deaths among the Care Home residents during the Delta variant surge in England and Wales.

Correspondence to: Venkata R. Emani, MD, FACC; 1148 Norman Drive, Suite #2, Manteca, CA 95336 vemani@yahoo.com

Keywords: Reduced COVID-19 deaths among the Care Home residents.

Conflicts of interests: The authors have no conflict of interest or financial relationships relevant to the submitted review to disclose.

Authorship:

This manuscript was initially drafted by the first author, and approved by all authors. VRE, RR, KKG, SG analyzed and verified all the data and the submitted data was reviewed by all authors. All authors have access to the complete data that was analyzed for this manuscript.

Venkata R. Emani, MD, FACC; USA; Central Valley Cardiovascular Associates, Inc

Raghunath Reddy, MD; USA; Stockton Primary Care

Shaila R. Emani, BS; USA; Central Valley Cardiovascular Associates, Inc

Kartik K. Goswami, BS; USA; San Joaquin Critical Care Medical Group

Kailash R. Maddula, BS; USA; Central Valley Cardiovascular Associates, Inc

Nikhila K. Reddy; USA; Stockton Primary Care

Abirath S. Nakka, BS; USA Stockton Primary Care

Nidhi K. Reddy, BA; USA; Stockton Primary Care

Dheeraj Nandanoor, MD; USA; Synergy Med

Sanjeev Goswami, MD, FCCP; USA; San Joaquin Critical Care Medical Group

Funding: None; The author(s) received no financial support for the research, authorship, and/or publication of this article

Word count

Abstract: 299

Main Body: 3,373

References:30

Tables: 4

Figures: 4

ABSTRACT

Objectives

Care Homes faced crisis during the SARS-CoV2 pandemic with increased mortality and various corrective interventions were undertaken. The impact of current SARS-CoV2 B.1.617.2 (Delta variant) outbreak on COVID-19 deaths in Care Homes is not completely known.

Design

Observational study

Setting and Participants

We included nationwide data of deaths from all causes and COVID-19 in England and Wales during March 7, 2020-November 26, 2021.

Methods

Impact of COVID-19 deaths in Care Homes, Hospital and Homes relative to total deaths from all causes was investigated.

Results

During March 7-August 28,2020; 15,414 (29.8%) of the 51,740 COVID-19 deaths occurred in Care Homes. During August 29, 2020-May 28, 2021, there were significant decrease in COVID-19 deaths in Care Homes ([19.2%]; RR 0.64; 95%CI 0.63-0.65;p<0.0001], which significantly declined further ([8.9%]; RR 0.46; 95%CI 0.43-0.48;p<0.0001) during May 29-November 26, 2021. During the March 7-August 28, 2020; 20.0% (15,514/76,906) of all Care Home deaths were caused by COVID-19, which significantly declined to 18.5% (RR 0.92; 95%CI 0.90-0.93; p<0.0001) during August 29, 2020-May 28, 2021 and declined further to 2.5% (RR 0.13; 95% CI 0.12-0.14;p<0.0001) during May 29-November 26, 2021. Increased percentages of COVID-19 deaths occurred in Hospitals ([72.3%]; RR 1.14; 95% CI 1.1-1.15;p<0.0001) and Homes ([6.3%]; RR 1.33; 95% CI 1.27-1.40; p<0.0001) during August 29, 2020-May 28,

2021 and further increases in the Hospitals ([80.8%]; RR 1.11; 95% CI 1.10-1.12; $p < 0.0001$) and Homes ([8.8%]; RR 1.39; 95% CI 1.31-1.47; $p < 0.0001$) during May 29- November 26, 2021.

Conclusions and Implications

There was a significantly lower number of COVID-19 deaths occurred in Care Homes and a significantly lower number of Care Homes deaths caused by COVID-19 during the Delta variant surge in England and Wales than the prior surges. Care Home residents are at highest risk for mortality, continuous monitoring and research on COVID-19 preventive interventions are essential.

INTRODUCTION:

During the COVID-19 global pandemic caused by SARS-CoV-2 (severe acute respiratory syndrome coronavirus 2), Care Homes and long-term care facilities (LTCFs) worldwide plunged into crisis which resulted in 25-50% of total COVID-19 deaths in various countries during the early part of the pandemic¹⁻⁶. Numerous preventive measures were taken all over the world to reduce the COVID-19 infections among the Care Home residents and to improve the outcomes⁷⁻¹⁸.

The Office of National Statistics reported a sharp increase in the COVID-19 deaths among Care Home residents in England and Wales during the first two waves of SARS-CoV2 pandemic¹⁹. The COVID-19 surge since early June 2021, is predominantly due to the Delta variant (SARS-CoV2 B.1.617.2) and their outcomes of COVID-19 deaths among the Care Home residents is not known. We performed a comprehensive analysis of trends on the place of death of deaths from all causes and COVID-19 deaths in England and Wales during the Delta variant surge and compared them with prior surges since the beginning of SARS-CoV2 pandemic in March 2020.

METHODS:

In this observational study, we analyzed the nationwide data of the Care Home deaths in England and Wales in between March 7, 2020 to November 26, 2021 during the SARS-CoV2 pandemic.

An initial analysis was performed of the place of death of the total deaths from all causes in England and Wales since 2015 until November 26, 2021 using the data from UK Office of National Statistics^{20,21}. The places of death (Home, Hospital, Care Home, Hospice, other community establishments and elsewhere) among these deaths were analyzed for every year from 2015 through November 26, 2021 to evaluate for yearly changes in the place of death particularly during the SARS-CoV2 pandemic since early 2020.

Study period: The UK Office National Statistics started releasing weekly total deaths from all cases, weekly SARS-CoV2 (COVID-19) deaths and their place of death starting March 7, 2021 (week 11)²¹. We analyzed the data of the places of death of the 1,019,872 deaths from all causes and 153,179 COVID-19 deaths in England and Wales since March 7, 2020 (week 11) until November 26, 2021 (week 47). The comparative analysis of the place of death was performed for three time periods: 1) March 7-August 28, 2021(weeks 11-35) during the initial SARS-CoV2 surge, 2) August 29, 2020 through May 28, 2021 (weeks 2020-36 to 2021-21) from the start of the second surge until prior to the Delta variant surge and 3) May 29-November 26, 2021 during the Delta variant surge.

An initial analysis was performed of the impact of the COVID-19 deaths on the deaths from all causes in England and Wales during the three comparative periods during the study period.

Analysis of the “place of death” of the weekly reported COVID-19 deaths during and prior to the Delta variant surge: A further analysis of the COVID-19 deaths occurring at the place of death (Home, Hospital, Care Home, Hospice, other community

establishments and elsewhere) was performed among cumulative number of weekly COVID-19 deaths during the three comparative periods during the study (March 7-August 28, 2020; August 29,2020-May 28, 2021 and May 29-November 26, 2021). The percentage of total COVID-19 deaths occurring at various places of death were calculated for each study period and any changes in the place of deaths were compared with outcomes of each preceding comparative study period, and weekly changes were plotted on the graph ²¹.

Analysis of the “place of death” of the weekly reported total deaths from all causes and the COVID-19 deaths during the study period: An analysis of the total deaths from all causes occurring at various places (Home, Hospital, Care Home, Hospice, other community establishments and elsewhere), total COVID deaths in England and Wales that occurred in various places (Home, Hospital, Care Home, Hospice, other community establishments and elsewhere) during the three comparative periods (March 7-August 28, 2020; August 29,2020-May 28, 2021 and May 29-November 26, 2021) were calculated. The percent of total deaths from all causes in England and Wales occurring at various places (Home, Hospital, Care Home, Hospice, other community establishments and elsewhere), the percentage of deaths occurring at various places (Home, Hospital, Care Home, Hospice) due to COVID-19, the percent of total deaths occurring at various places (Home, Hospital, Care Home, Hospice) contributing to total COVID-19 deaths from all causes was calculated and weekly changes of the outcomes were plotted on the graphs. The statistical comparisons of these outcomes were made in between each preceding study periods.

Statistical analysis: The relative risk (RR), and 95% confidence interval and P value was calculated to compare the outcomes during the three study periods of the study from March 7, 2020 to November 26, 2021. RR is calculated using the formula, p value (<0.05) was considered significant for the differentiation between the groups.

RESULTS:

Analysis of total deaths from all causes in England and Wales from 2015-2021: Table 1 shows the yearly deaths in England and Wales from 2015 to 2020 and deaths during 2021 until November 26, 2021. The Table demonstrate the average percentage occurrence of yearly deaths with majority of deaths occurring in the Hospital setup (45.7%), followed by Homes (24.3%), Care Homes (22.0%), and Hospice (5.5%) during the years 2015-2019. There were 607,922 deaths recorded in England and Wales in 2020 which was an increase of 14.3% in comparison with average of deaths during 2015-2019. There were 528,420 total deaths reported during the year 2021 until November 26, 2021. In comparison with average deaths during the years 2015-2019, there were significantly increased percentages of deaths at Homes (27.4%; RR 1.16; $p < 0.0001$) and Care Homes (27.4%; RR 1.016; $p < 0.0001$) and significant decreased percentages of deaths occurred at Hospitals (42.4%; RR 0.90; $p < 0.0001$) during the year 2020.

During the study period (March 7, 2020-November 26, 2021) there were a total of 1,025,282 deaths from all causes and 153,179 deaths reported due to COVID-19 in England and Wales.

COVID-19 deaths and the impact on deaths from all causes in England and Wales (Table 4): During the March 7-August 28, 2020 period, there were 299,844 deaths from all causes and 51,740 (17.3%) deaths due to COVID-19, and during the August 29, 2020-May 28, 2021 period there was a significant increase in the percentage of COVID-19 deaths to 19.0% of deaths from all causes (86,627 COVID-19 deaths/456,847 deaths from all causes; RR 1.09; $p < 0.0001$). During the Delta variant surge (May 29-November 26, 2021) the percentage of COVID-19 deaths decreased to 5.5% of deaths from all causes (14,812 COVID-19 deaths/268,591 deaths from all causes; RR 0.29; $p < 0.0001$) in comparison with the prior period.

Demographic changes in the place of COVID-19 deaths: Table 2 demonstrates the distribution of the 153,179 total COVID-19 deaths in England and Wales during the study period and percentage of the COVID-19 deaths occurring at Homes, Hospitals, Care Homes, Hospice, other community establishments and elsewhere. There was a total of 51,740 COVID-19 deaths during March 7-August 29, 2020; 86,627 COVID-19 deaths during August 29-May 28, 2021 and 14,812 COVID-19 deaths during the May 29-November 26, 2021 study period.

During the March 7-August 28, 2020 period (first wave), of the total 51,740 COVID-19 deaths, 32,731 (63.3%) occurred in the Hospitals; 15,414 (29.8%) COVID-19 deaths in Care Homes; 2,442 (4.7%) COVID-19 deaths at Homes, and 730 (1.4%) COVID-19 deaths in Hospice. There was a significant decrease in the percentage of COVID-19 deaths occurring in Care Homes of the total COVID-19 deaths [16,603 (19.2%); RR 0.64; $p < 0.0001$] during August 29, 2020-May 28, 2021 period. The COVID-19 deaths occurring in Care Homes decreased significantly (1,312 [8.9%]; RR 0.46; $p < 0.0001$) during the Delta variant surge (May 29-November 26, 2021) compared to prior period. The COVID-19 deaths occurring in the Hospitals increased to 72.3% of total COVID-19 deaths ($n=62,653$; RR 1.14; $p < 0.0001$) during the August 29, 2020-May 28, 2021 and further significantly increased to 80.8% of total COVID-19 deaths ($n=11,968$; RR 1.11; $p < 0.0001$) during the Delta variant surge (May 29-November 26, 2021). Similarly, COVID-19 deaths occurring at Homes showed a significant increase (5,451 [6.3%]; RR 1.33; $p < 0.0001$) during August 29, 2020-May 28, 2021 and further significantly increased (1,297 [8.8%]; RR 1.39; $p < 0.0001$) during the Delta variant surge (May 29-November 26, 2021). Figure 1 illustrates that, up to 43.6% of weekly COVID-19 deaths occurred in the Care Homes during the initial surge (March-August 2020), during the second surge after January 2021 period the percent of COVID-19 deaths occurring in Care Homes decreased to 23.6% of weekly total COVID-19 deaths. During the Delta variant surge, the percent of the weekly COVID-19 deaths occurring in the Care Homes decreased to a maximum of 10.8% total COVID-19 deaths. Figure 4 also illustrate the percentage of weekly COVID-19 deaths occurring in the hospital declined to lowest level of 50.1% of total COVID-19 deaths during the first wave (coinciding with increased

COVID-19 deaths occurring in Care Homes) and during the second surge there was a steady increase in the percentage of COVID-19 deaths occurring in the Hospitals and during the Delta variant surge, this was increased to as high as 85.3% of total weekly COVID-19 deaths occurring in the hospitals.

Deaths from all causes at Care Homes; the percentage deaths from all causes occurring at the Care Homes: Table 1 shows the percentage of total deaths each year occurring in Care Homes, on comparison with 2019, during the year 2020 there were a significant increased percentage of deaths in Care Homes (141,406 [23.3%] in 2020 vs 116,698 [22.0%] in 2019; RR 1.05; 95% CI 1.05 to 1.06; $P < 0.0001$). Table 3 shows the Care Homes deaths from all causes ($n=220,092$) during the study period (March 7, 2020-November 26, 2021). During March 7-August 29, 2020 (first wave), of the total 299,844 deaths from all causes; 76,906 (25.6%) occurred in Care Homes. During the August 29, 2020-May 28, 2021 there was a significant decrease in Care Home deaths ($n=89,954$; [19.7%]; RR 0.76; $p < 0.0001$) of the total deaths from all causes ($n=456,847$). During the May 29-November 26, 2021 study period coinciding with the Delta variant surge, the percentage of Care Home deaths remain the same (53,232 deaths of 268,591 total deaths [9.8%]; RR 1.00; $P=0.18$). Figure 2 demonstrate the higher percentage of weekly deaths up to 36.0% of total all cause deaths occurring during the initial surge in Care Homes, observed coinciding with peak cases during the surge. There was also an associated decline in percentage of weekly deaths in hospital from all causes, which subsequently increased during the subsequent surges. The percentage of total deaths occurring at home showed an increase during the recovery phase of the first two surges and remained higher than Care Homes percentage of total deaths during the Delta variant surge.

The COVID-19 deaths at Care Home; the percentage of Care Home deaths due to COVID-19: Table 3 shows the distribution of the total Care Homes deaths ($n=220,092$) from all causes and COVID-19 deaths in Care Homes ($n=33,329$) during the March 7, 2020-November 26, 2021 study period. During the March 7-August 28, 2020 there were 15,414 (20.0%) Care Home deaths due to COVID-19 of the 79,906 total deaths from all

causes in care home, and during the August 29, 2020-May 28, 2021 period there was a significant decrease in percentage of Care Home deaths due to COVID-19 comparison with prior period (16,603 COVID-19 deaths [18.5%] of 89,954 Care Home deaths from all causes; RR 0.92; $p < 0.0001$). During the May 29-November 26, 2021 period there was also a significant decrease in Care Home deaths due to COVID-19 compared to prior period (1,312 Care Home deaths due to COVID-19 [2.5%] of the total 53,232 Care Home deaths from all causes; RR 0.13; $p < 0.0001$). Figure 3 illustrate that during the first surge and second surge up to 39.2% and 49% of the total deaths in the Care Homes respectively are due to COVID-19 and during the Delta variant surge, the Care Homes weekly deaths due to COVID-19 are as low as 2.9%, as low as COVID-19 deaths at home. There was also decreased in percentage of deaths due to COVID-19 deaths occurring in Hospitals and Hospice during the Delta variant surge.

The COVID-19 deaths at Care Home; the impact of Care Home deaths on the total deaths in England and Wales from all causes (Table 4): There were 15,414 Care Home COVID-19 deaths (5.1%) of total 299,844 total deaths from all cases in England and Wales during the March 7-August 28, 2020 period and there was a significant decrease in Care Home deaths percentage to 3.6% of the total deaths from all causes (16,603 Care Home COVID-19 deaths/456,847 deaths from all causes; RR 0.70; $p < 0.0001$) during August 29, 2020-May 28, 2021 period. During the Delta variant surge (May 29-November 26, 2021), the percentage of Care Home COVID-19 deaths decreased to 0.5% of total deaths from all causes (1,312 Care Home COVID-19 deaths/268,591 deaths from all causes, RR 0.13; $P < 0.0001$) on comparison with prior period. Figure 4 illustrate the impact of Care Home COVID-19 deaths during the initial surge (March-August 2020), with peak weekly 13.5% of COVID-19 deaths at Care Homes of the total deaths from all causes in England and Wales, during the second surge the percentage of Care Home COVID-19 deaths decreased to 10.7% of the total all cause deaths and during the Delta variant surge, it is at its lowest with Care Home deaths contributing up to 0.8% of total deaths from all cause.

In summary; during the March 7-August 28, 2020 (first wave), COVID-19 had a major impact on deaths from all causes in England and Wales, with 17.3% of total deaths in England and Wales were due to COVID-19, which increased to 19.0% of the total deaths during the August 29,2020-May 28, 2021 period. During the Delta variant surge, the deaths due to COVID-19 significantly declined with COVID-19 deaths contributing to 5.5% of total deaths from all causes in England and Wales.

The Care Home residents suffered significant mortality during the March 7-August, 28 2020 (first wave) with 29.8% of total COVID-19 deaths occurring in the Care Homes, that resulted in the highest (25.5%) percentage of total deaths from all causes in England and Wales occurring in the Care Homes. During the same period, 20.0% of Care Home deaths occurred due to COVID-19, and the COVID-19 deaths in Care Homes contributed to 5.1% of deaths from all causes in England and Wales. During August 29, 2020-May 28, 2021(the second surge), the percentage of total COVID-19 deaths occurring in the Care Homes significantly decreased (19.2% of the total COVID-19 deaths) with a resultant significant decrease in deaths from all causes occurring in Care Homes (19.7% of total deaths in England and Wales). During the same period, there was a significant decline in the percentage of Care Home deaths that occurred due to COVID-19 (18.5% of all Care Home deaths), and there was also a significant decrease in the percentage of COVID-19 deaths in Care Homes contributing to deaths from all causes in England and Wales (3.6%). During the Delta variant surge (May 29-November 26, 2021) the percent of COVID-19 deaths occurring in Care Homes declined significantly (8.9% of total COVID-19 deaths), the percentage of deaths occurring in Care Homes due to COVID-19 also showed significant decline (2.5% of total deaths in Care Homes) and the Care Homes deaths contributing to total deaths from all causes in England and Wales also significantly decreased (0.5% of total deaths from all causes). These changes in demographic shifts in COVID-19 deaths were associated with a lower percentage of total COVID-19 deaths occurring in the Hospital (63.3%) and the Home (4.7%) during the March-August 2020 first wave. During the subsequent surges (particularly during the Delta variant surge), the percentage of the

COVID-19 deaths occurring in the Hospital (80.8%) and Home (8.8%) significantly increased.

DISCUSSION:

The deaths due to COVID-19 declined significantly during the Delta variant surge with COVID-19 deaths contributing to 5.5% of total deaths from all causes (from 17.3% and 19.0% of total deaths from all causes during the 1st and 2nd surges respectively) in England and Wales. This decline in COVID-19 deaths during the Delta variant surge is probably due to less virulence of the Delta variant than prior variants (particularly Alpha variant) as per published data of Public Health England in their regular briefings and potential protective effect of COVID-19 vaccination^{17,22-26}.

Our study also showed the dynamic demographic changes in COVID-19 deaths during the SARS-CoV2 pandemic in England and Wales since beginning in March 2021. During the first wave (March 7-August 28, 2020), COVID-19 had a devastating effect on the Care Homes with 29.8% of all COVID-19 deaths occurring in Care Homes, 20% of deaths in Care Home were due to COVID-19 and COVID-19 deaths in Care Homes contributed to 5.1% of deaths from all causes in England and Wales. During the second wave, the total COVID-19 deaths occurring in the Hospitals and Homes significantly increased with a slight, but a significant decrease in COVID-19 deaths occurring in Care Homes.

During the Delta variant surge in our study, the COVID-19 deaths occurring in Care Homes showed a significant sharp decline (from 19.2% to 8.9%) and deaths due to COVID-19 at Care Homes also showed a significant sharp decline (18.5% to 2.5%) since the 2nd surge. There was also a significant increase in COVID-19 deaths occurring at Hospitals (72.3% to 80.8%) and Homes (6.3% to 8.8%) during the Delta variant surge compared to the prior surge.

The reduced deaths rates in the Care Homes during the Delta variant surge are probably due to multiple interventions, first of which is the infection control and protective measures implemented in the Care Homes with the lessons learned from previous surges⁹⁻¹⁴. The greater adoption of COVID-19 vaccination among the Care Home residents and immunity from previous SARS-CoV2 infections are also potential contributory factors for reduced deaths during the Delta variant surge in Care Homes which need further study^{17,27-29}.

The data in our study during the first wave is similar to prior reporting of UK Office of National Statistics, and that study highlighted numerical number of deaths in Care Homes during the second wave than the first wave¹⁹. Our study showed more COVID-19 deaths occurred in all settings including the Care Homes during the second wave, but decreased percentage of COVID-19 deaths occurring in Care Homes with associated decrease in percentages of deaths from all causes occurring in care Homes and deaths due to COVID-19 in Care Homes during the second wave.

The strength of our study is that we performed a comprehensive analysis of nationwide data of deaths from all causes and COVID-19 deaths occurring at various places (Hospitals, Homes, Hospice, other communal establishments and elsewhere) in England and Wales during the SARS-CoV2 pandemic since its beginning in March 2020.

Limitations of our study is that it is an observational study of publicly reported data of the deaths from all causes and COVID-19 in England and Wales during the SARS-CoV2 pandemic and do not involve review of the individual charts to accurately adjudicate the deaths. The other limitations of our study are the generalizability of the findings is limited to the England and Wales population.

Despite the declining COVID-19 deaths observed during the Delta variant surge in our study, the percent of deaths in Care Homes due to COVID-19 during the Delta variant surge is 2.5% which is higher than deaths due COVID-19 at Homes (1.6%). As per the

data of 2002, about 0.7% of England and Wales population (n=442,888) living in the Care Homes are at increased risk for mortality as was observed during the first two waves with COVID-19 infections, due to advanced age of the Care Home population (75.6% and 50.3% of Care Home residents are ≥ 75 years and ≥ 85 years age groups respectively in England and Wales) and multiple preexisting conditions among the Care Home population^{19,30}.

CONCLUSIONS:

In our study, we observed a significantly lower number of COVID-19 deaths occurred in Care Homes and significantly lower number of Care Homes deaths caused by COVID-19 during the Delta variant surge in England and Wales than the prior surges. The Care Home residents are at highest risk for mortality due to advanced age with comorbidities, continuous monitoring and research on COVID-19 preventive interventions is an absolute necessity to further improve the outcomes.

Conflicts of interests: The authors have no conflict of interest or financial relationships relevant to the submitted review to disclose.

Funding source: This research did not receive any specific grant from funding agencies in the public, commercial, or not-for-profit sector

Ethical Approval statement: None required

REFERENCES:

1. Ouslander JG, Grabowski DC. COVID-19 in Nursing Homes: Calming the Perfect Storm. *Journal of the American Geriatrics Society*. 2020;68(10):2153-2162. doi:10.1111/jgs.16784
2. Grabowski DC, Mor V. Nursing Home Care in Crisis in the Wake of COVID-19. *JAMA*. 2020;324(1):23. doi:10.1001/jama.2020.8524

3. Thompson DC, Barbu MG, Beiu C, et al. The Impact of COVID-19 Pandemic on Long-Term Care Facilities Worldwide: An Overview on International Issues. *BioMed Research International*. 2020;2020:1-7. doi:10.1155/2020/8870249
4. Burton JK, Bayne G, Evans C, et al. Evolution and effects of COVID-19 outbreaks in care homes: a population analysis in 189 care homes in one geographical region of the UK. *The Lancet Healthy Longevity*. 2020;1(1):e21-e31. doi:10.1016/S2666-7568(20)30012-X
5. Shallcross L, Burke D, Abbott O, et al. Factors associated with SARS-CoV-2 infection and outbreaks in long-term care facilities in England: a national cross-sectional survey. *The Lancet Healthy Longevity*. 2021;2(3):e129-e142. doi:10.1016/S2666-7568(20)30065-9
6. Graham NSN, Junghans C, Downes R, et al. SARS-CoV-2 infection, clinical features and outcome of COVID-19 in United Kingdom nursing homes. *Journal of Infection*. 2020;81(3):411-419. doi:10.1016/j.jinf.2020.05.073
7. Mas Romero M, Avendaño Céspedes A, Tabernero Sahuquillo MT, et al. COVID-19 outbreak in long-term care facilities from Spain. Many lessons to learn. *PLOS ONE*. 2020;15(10):e0241030. doi:10.1371/journal.pone.0241030
8. Chong Y, Tani N, Ikematsu H, et al. Genetic testing and serological screening for SARS-CoV-2 infection in a COVID-19 outbreak in a nursing facility in Japan. *BMC Infectious Diseases*. 2021;21(1):263. doi:10.1186/s12879-021-05972-5
9. Vijn R, Prairie J, Otterstatter MC, et al. Evaluation of a multisectoral intervention to mitigate the risk of severe acute respiratory coronavirus virus 2 (SARS-CoV-2) transmission in long-term care facilities. *Infection Control & Hospital Epidemiology*. 2021;42(10):1181-1188. doi:10.1017/ice.2020.1407
10. Frazer K, Mitchell L, Stokes D, Lacey E, Crowley E, Kelleher CC. A rapid systematic review of measures to protect older people in long-term care facilities from COVID-19. *BMJ Open*. 2021;11(10):e047012. doi:10.1136/bmjopen-2020-047012
11. Holmdahl I, Kahn R, Hay JA, Buckee CO, Mina MJ. Estimation of Transmission of COVID-19 in Simulated Nursing Homes With Frequent Testing and Immunity-Based Staffing. *JAMA Network Open*. 2021;4(5):e2110071. doi:10.1001/jamanetworkopen.2021.10071
12. Escobar DJ, Lanzi M, Saberi P, et al. Mitigation of a Coronavirus Disease 2019 Outbreak in a Nursing Home Through Serial Testing of Residents and Staff. *Clinical Infectious Diseases*. 2021;72(9):e394-e396. doi:10.1093/cid/ciaa1021
13. Ehrlich HY, Harizaj A, Campbell L, et al. SARS-CoV-2 in Nursing Homes after 3 Months of Serial, Facilitywide Point Prevalence Testing, Connecticut, USA. *Emerging Infectious Diseases*. 2021;27(5):1288-1295. doi:10.3201/eid2705.204936

14. Dykgraaf SH, Matenge S, Desborough J, et al. Protecting Nursing Homes and Long-Term Care Facilities From COVID-19: A Rapid Review of International Evidence. *Journal of the American Medical Directors Association*. 2021;22(10):1969-1988. doi:10.1016/j.jamda.2021.07.027
15. Teran RA, Walblay KA, Shane EL, et al. Postvaccination SARS-CoV-2 Infections Among Skilled Nursing Facility Residents and Staff Members — Chicago, Illinois, December 2020–March 2021. *MMWR Morbidity and Mortality Weekly Report*. 2021;70(17):632-638. doi:10.15585/mmwr.mm7017e1
16. Monge S, Olmedo C, Alejos B, Lapeña MF, Sierra MJ, Limia A. Direct and Indirect Effectiveness of mRNA Vaccination against Severe Acute Respiratory Syndrome Coronavirus 2 in Long-Term Care Facilities, Spain. *Emerging Infectious Diseases*. 2021;27(10):2595-2603. doi:10.3201/eid2710.211184
17. Shrotri M, Krutikov M, Palmer T, et al. Vaccine effectiveness of the first dose of ChAdOx1 nCoV-19 and BNT162b2 against SARS-CoV-2 infection in residents of long-term care facilities in England (VIVALDI): a prospective cohort study. *The Lancet Infectious Diseases*. 2021;21(11):1529-1538. doi:10.1016/S1473-3099(21)00289-9
18. Thomas RE. Reducing Morbidity and Mortality Rates from COVID-19, Influenza and Pneumococcal Illness in Nursing Homes and Long-Term Care Facilities by Vaccination and Comprehensive Infection Control Interventions. *Geriatrics*. 2021;6(2):48. doi:10.3390/geriatrics6020048
19. UK Office for National Statistics. Deaths involving COVID-19 in the care sector, England and Wales: deaths registered between week ending 20 March 2020 and week ending 2 April 2021 . Published online May 11, 2021. Accessed May 10, 2021. <https://www.ons.gov.uk/peoplepopulationandcommunity/birthsdeathsandmarriages/deaths/articles/deathsinvolvingcovid19inthecaresectorenglandandwales/deathsregisteredbetweenweekending20march2020andweekending2april2021>
20. UK Office for National Statistics. Deaths registered in England and Wales. Published online 2021. Accessed September 23, 2021. <https://www.ons.gov.uk/peoplepopulationandcommunity/birthsdeathsandmarriages/deaths/datasets/deathsregisteredinenglandandwalesseriesdrreferencetables>
21. UK office of National Statistics. Deaths registered weekly in England and Wales, provisional. Published online 2021. Accessed October 6, 2021. <https://www.ons.gov.uk/peoplepopulationandcommunity/birthsdeathsandmarriages/deaths/datasets/weeklyprovisionalfiguresondeathsregisteredinenglandandwales/2021>
22. Public Health England. SARS-CoV-2 variants of concern and variants under investigation in England: technical briefing 23. Published online September 17, 2021. Accessed September 16, 2021.

https://assets.publishing.service.gov.uk/government/uploads/system/uploads/attachment_data/file/1018547/Technical_Briefing_23_21_09_16.pdf

23. Lopez Bernal J, Andrews N, Gower C, et al. Effectiveness of the Pfizer-BioNTech and Oxford-AstraZeneca vaccines on covid-19 related symptoms, hospital admissions, and mortality in older adults in England: test negative case-control study. *BMJ*. Published online May 13, 2021. doi:10.1136/bmj.n1088
24. Voysey M, Clemens SAC, Madhi SA, et al. Safety and efficacy of the ChAdOx1 nCoV-19 vaccine (AZD1222) against SARS-CoV-2: an interim analysis of four randomised controlled trials in Brazil, South Africa, and the UK. *The Lancet*. 2021;397(10269). doi:10.1016/S0140-6736(20)32661-1
25. Voysey M, Costa Clemens SA, Madhi SA, et al. Single-dose administration and the influence of the timing of the booster dose on immunogenicity and efficacy of ChAdOx1 nCoV-19 (AZD1222) vaccine: a pooled analysis of four randomised trials. *The Lancet*. 2021;397(10277). doi:10.1016/S0140-6736(21)00432-3
26. Haas EJ, Angulo FJ, McLaughlin JM, et al. Impact and effectiveness of mRNA BNT162b2 vaccine against SARS-CoV-2 infections and COVID-19 cases, hospitalisations, and deaths following a nationwide vaccination campaign in Israel: an observational study using national surveillance data. *The Lancet*. 2021;397(10287). doi:10.1016/S0140-6736(21)00947-8
27. Kim P, Gordon SM, Sheehan MM, Rothberg MB. Duration of SARS-CoV-2 Natural Immunity and Protection against the Delta Variant: A Retrospective Cohort Study. *Clinical Infectious Diseases*. Published online December 3, 2021. doi:10.1093/cid/ciab999
28. Jeffery-Smith A, Iyanger N, Williams S v, et al. Antibodies to SARS-CoV-2 protect against re-infection during outbreaks in care homes, September and October 2020. *Eurosurveillance*. 2021;26(5). doi:10.2807/1560-7917.ES.2021.26.5.2100092
29. Jeffery-Smith A, Rowland TAJ, Patel M, et al. Reinfection with new variants of SARS-CoV-2 after natural infection: a prospective observational cohort in 13 care homes in England. *The Lancet Healthy Longevity*. 2021;2(12):e811-e819. doi:10.1016/S2666-7568(21)00253-1
30. UK Office for National Statistics. Care home and non-care home populations used in the Deaths involving COVID-19 in the care sector article, England and Wales. Published online 2020. Accessed September 7, 2020. <https://www.ons.gov.uk/peoplepopulationandcommunity/birthsdeathsandmarriages/deaths/adhocs/12215carehomeandnoncarehomepopulationsusedinthedeathsinvolvingcovid19inthecaresectorarticleenglandandwales>

Place of death	Year						
	2015	2016	2017	2018	2019	2020	2021
All deaths in England Wales (n= %)	529,655 (100%)	525048 (100%)	533,253 (100%)	541,589 (100%)	530,841 (100%)	607,922 (100%)	528,420 (100%)
Hospital (acute or community, not psychiatric); (n= %)	251,354 (47.5%)	249794 (47.6%)	249,256 (46.7%)	24,9735 (46.1%)	242,472 (45.7%)	257,974 (42.4%)	235,822 (44.6%)
Home (n= %)	120,630 (22.8%)	122714 (23.4%)	125,623 (23.6%)	128,388 (23.7%)	128,918 (24.3%)	166,576 (27.4%)	151,986 (28.8%)
Care Home (n= %)	117,213 (22.1)	112023 (21.3%)	116,724 (21.9%)	119,629 (22.1%)	116,698 (22.0%)	141,406 (23.3%)	103,692 (19.6%)
Hospice (n= %)	28,684 (5.4%)	28635 (5.5%)	29,761 (5.6%)	30,396 (5.6%)	29,456 (5.5%)	26,207 (4.3%)	22,189 (4.2%)
Elsewhere (n= %)	10,011 (1.9%)	10125 (1.9%)	10,154 (1.9%)	11,637 (2.1%)	11,442 (2.2%)	13,564 (2.2%)	12,858 (2.4%)
Other communal establishment (n= %)	1,763 (0.3%)	1757 (0.3%)	1,735 (0.3%)	1,804 (0.3%)	1,855 (0.3%)	2,195 (0.4%)	1,873 (0.4%)
Years 2015-2019 (average) and 2020 statistical comparisons							
Place of death	2015-2019 (average)	2020	RR; 95% CI; p value				
All deaths in England Wales (n= %)	532,077 (100%)	607,922 (100%)					
Hospital (acute or community, not psychiatric); (n= %)	248,522 (46.7%)	257,974 (42.4%)	RR 0.9085; 95% CI 0.9048 to 0.9123; P < 0.0001				
Home (n= %)	125,255 (23.5%)	166,576 (27.4%)	RR 1.1640; 95% CI 1.1566 to 1.1714; P < 0.0001				
Care Home (n= %)	116,457 (21.9%)	141,406 (23.3%)	RR 1.0627; 95% CI 1.0555 to 1.0700; P < 0.0001				
Hospice (n= %)	29,386 (5.5%)	26,207 (4.3%)	RR 0.7806; 95% CI 0.7680 to 0.7933; P < 0.0001				
Elsewhere (n= %)	10,674 (2.0%)	13,564 (2.2%)	RR 1.1122; 95% CI 1.0847 to 1.1405; P < 0.0001				
Other communal establishment (n= %)	1,783 (0.3%)	2,195 (0.4%)	RR 1.0775; 95% CI 1.0123 to 1.1468; P = 0.0190				

Table 1: Total yearly deaths from all causes in England and Wales and the place of deaths (2015-2021).

Place of Death (% of COVID-19 deaths occurring at each place)	Study period				
	March 7-Aug 28, 2020 (n= %)	August 29, 2020-May 28, 2021 (n= %)	RR; 95% CI, p value*	May 29- November 26, 2021 (n= %)	RR; 95% CI, p value*
COVID-19 deaths (n=153,179)	51,740 (100%)	86,627 (100%)		14,812 (100%)	
Hospital (acute or community, not psychiatric)	32,731 (63.3%)	62,653 (72.3%)	RR 1.1433; 95% CI 1.1345 to 1.1522; P < 0.0001	11,968 (80.8%)	RR 1.1172; 95% CI 1.1073 to 1.1271; P < 0.0001
Care Home	15,414 (29.8%)	16,603 (19.2%)	RR 0.6433; 95% CI 0.6312 to 0.6557; P < 0.0001	1,312 (8.9%)	RR 0.4622; 95% CI 0.4381 to 0.4875; P < 0.0001
Home	2,432 (4.7%)	5,451 (6.3%)	RR 1.3387; 95% CI 1.2778 to 1.4025; P < 0.0001	1,297 (8.8%)	RR 1.3916; 95% CI 1.3132 to 1.4746; P < 0.0001
Hospice	730 (1.4%)	1,315 (1.5%)	RR 1.0759; 95% CI 0.9835 to 1.1770; P = 0.1103	129 (0.9%)	RR 0.5737; 95% CI 0.4792 to 0.6869; P < 0.0001
Other communal establishment	228 (0.4%)	292 (0.3%)	RR 0.7649; 95% CI 0.6435 to 0.9093; P = 0.0024	24 (0.2%)	RR 0.4807; 95% CI 0.3172 to 0.7286; P = 0.0006
Elsewhere	205 (0.4%)	313 (0.4%)	RR 0.9119; 95% CI 0.7649 to 1.0872; P = 0.3040	82 (0.6%)	RR 1.5322; 95% CI 1.2022 to 1.9527; P = 0.0006

Table 2: Total SARS-CoV2 deaths in England and Wales and the place of deaths during the study period (March 7, 2020 -November 26, 2021)

*Statistical comparisons were performed with prior comparison period.

Characteristics of deaths	Study period				
	March 7-August 28, 2020	August 29, 2020-May 28, 2021	RR; 95% CI, p value*	May 29-November 26, 2021	RR; 95% CI, p value*
Total deaths from all causes (n=1,025,282)	299,844 (100%)	456,847 (100%)		268591 (100%)	
Percentage of deaths (all causes) and place of deaths (n= %)					
Hospital deaths (n=442,875)	120,273 (40.1%)	206,411 (45.2%)	RR 1.1264; 95% CI 1.1203 to 1.1325; P < 0.0001	116,191 (43.3%)	RR 0.9575; 95% CI 0.9523 to 0.9626; P < 0.0001
Home deaths (n=291,705)	82,713 (27.6%)	129,926 (28.4%)	RR 1.0310; 95% CI 1.0234 to 1.0386; P < 0.0001	79,066 (29.4%)	RR 1.0351; 95% CI 1.0274 to 1.0428; P < 0.0001
Care Home deaths (n=220,092)	76,906 (25.6%)	89,954 (19.7%)	RR 0.7677; 95% CI 0.7612 to 0.7742; P < 0.0001	53,232 (19.8%)	RR 1.0065; 95% CI 0.9969 to 1.0163; P = 0.1831
Hospice deaths (n=42,704)	12,261 (4.1%)	18,317 (4.0%)	RR 0.9805; 95% CI 0.9588 to 1.0027; P = 0.0851	12,126 (4.5%)	RR 1.1260; 95% CI 1.1010 to 1.1516; P < 0.0001
Elsewhere (n=24,088)	6,441 (2.1%)	10,612 (2.3%)	RR 1.0814; 95% CI 1.0488 to 1.1150; P < 0.0001	7,035 (2.6%)	RR 1.1276; 95% CI 1.0945 to 1.1616; P < 0.0001
Other communal establishment (n=3,818)	1,250 (0.4%)	1,627 (0.4%)	RR 0.8543; 95% CI 0.7937 to 0.9195; P < 0.0001	941 (0.4%)	RR 0.9837; 95% CI 0.9080 to 1.0658; P = 0.6885
Percentage of deaths caused by COVID-19 (deaths due to COVID-19 at place of death/deaths from all causes at place of death); (n= %)					
% of Hospital deaths due to COVID-19 (n=107,352)	32,731 (27.2%)	62,653 (30.4%)	RR 1.1154; 95% CI 1.1028 to 1.1281; P < 0.0001	11,968 (10.3%)	RR 0.3393; 95% CI 0.3332 to 0.3456; P < 0.0001
% of Home deaths due to COVID-19 (n=9,180)	2,432 (2.9%)	5,451 (4.2%)	RR 1.4269; 95% CI 1.3614 to 1.4955; P < 0.0001	1,297 (1.6%)	RR 0.3910; 95% CI 0.3683 to 0.4151; P < 0.0001
% of Care Home deaths due to COVID-19 (n=33,329)	15,414 (20.0%)	16,603 (18.5%)	RR 0.9209; 95% CI 0.9029 to 0.9392; P < 0.0001	1,312 (2.5%)	RR 0.1335; 95% CI 0.1264 to 0.1411; P < 0.0001
% of Hospice deaths due to COVID-19 (n=2,174)	730 (6.0%)	1,315 (7.2%)	RR 1.2058; 95% CI 1.1047 to 1.3161; P < 0.0001	129 (1.1%)	RR 0.1482; 95% CI 0.1239 to 0.1773; P < 0.0001
% of deaths Elsewhere-due to COVID-19 (n=600)	205 (3.2%)	313 (2.9%)	RR 0.9267; 95% CI 0.7792 to 1.1021; P = 0.3895	82 (1.2%)	RR 0.3952; 95% CI 0.3105 to 0.5030; P < 0.0001
% of deaths-Other communal establishment-due to COVID-19 (n=544)	228 (18.2%)	292 (17.9%)	RR 0.9839; 95% CI 0.8412 to 1.1509; P = 0.8396	24 (2.6%)	RR 0.1421; 95% CI 0.0945 to 0.2138; P < 0.0001

Table 3: Total deaths (all causes) at the places of deaths; and the percentage of deaths due to COVID-19 at the places of deaths in England and Wales during the study period (March 7, 2020 -November 26, 2021).

*Statistical comparisons were performed with prior comparison period.

Percentage of total deaths (all causes) in England and Wales caused by COVID-19 and the place of COVID-19 deaths	Study period				
	March 7- August 28, 2020 (n= %)	August 29, 2020-May 28, 2021 (n= %)	RR; 95% CI, p value*	May 29- November 26, 2021 (n= %)	RR; 95% CI, p value*
Total Deaths from all causes (n=1,025,282)	299,844	456,847		268,591	
Percentage of total deaths in England and Wales due to COVID-19 (n=153,179)	51,740 (17.3%)	86,627 (19.0%)	RR 1.0989; 95% CI 1.0881 to 1.1098; P < 0.0001	14,812 (5.5%)	RR 0.2908; 95% CI 0.2860 to 0.2957; P < 0.0001
Percent of all deaths due to COVID-19 deaths in Hospitals (n=107,352)	32,731 (10.9%)	62,653 (13.7%)	RR 1.2563; 95% CI 1.2407 to 1.2722; P < 0.0001	11,968 (4.5%)	RR 0.3249; 95% CI 0.3188 to 0.3311; P < 0.0001
Percent of all deaths due to COVID-19 deaths in Care Homes (n=33,329)	15,414 (5.1%)	16,603 (3.6%)	RR 0.7070; 95% CI 0.6920 to 0.7223; P < 0.0001	1,312 (0.5%)	RR 0.1344; 95% CI 0.1271 to 0.1422; P < 0.0001
Percent of all deaths due to COVID-19 deaths in Homes (n=9,180)	2,432 (0.8%)	5,451 (1.2%)	RR 1.4711; 95% CI 1.4027 to 1.5428; P < 0.0001	1,297 (0.5%)	RR 0.4047; 95% CI 0.3810 to 0.4299; P < 0.0001
Percent of all deaths due to COVID-19 deaths on Hospice (n=2174)	730 (0.2%)	1,315 (0.3%)	RR 1.1823; 95% CI 1.0802 to 1.2941; P = 0.0003	129 (0.05%)	RR 0.1669; 95% CI 0.1393 to 0.1999; P < 0.0001
Percent of all deaths due to COVID-19 deaths in Elsewhere (n=600)	205 (0.1%)	313 (0.1%)	RR 1.0021; 95% CI 0.8403 to 1.1950; P = 0.9813	82 (0.03%)	RR 0.4456; 95% CI 0.3494 to 0.5682; P < 0.0001
Percent of all deaths due to COVID-19 deaths in Other community establishments (n=544)	228 (0.1%)	292 (0.1%)	RR 0.8406; 95% CI 0.7069 to 0.9995; P = 0.0493	24 (0.01%)	RR 0.1398; 95% CI 0.0922 to 0.2120; P < 0.0001

Table 4: Impact of all COVID-19 deaths, and the COVID-19 deaths at various places on the total deaths (all causes) in England and Wales during the study period (March 7, 2020 -November 26, 2021).

*Statistical comparisons were performed with prior comparison period.

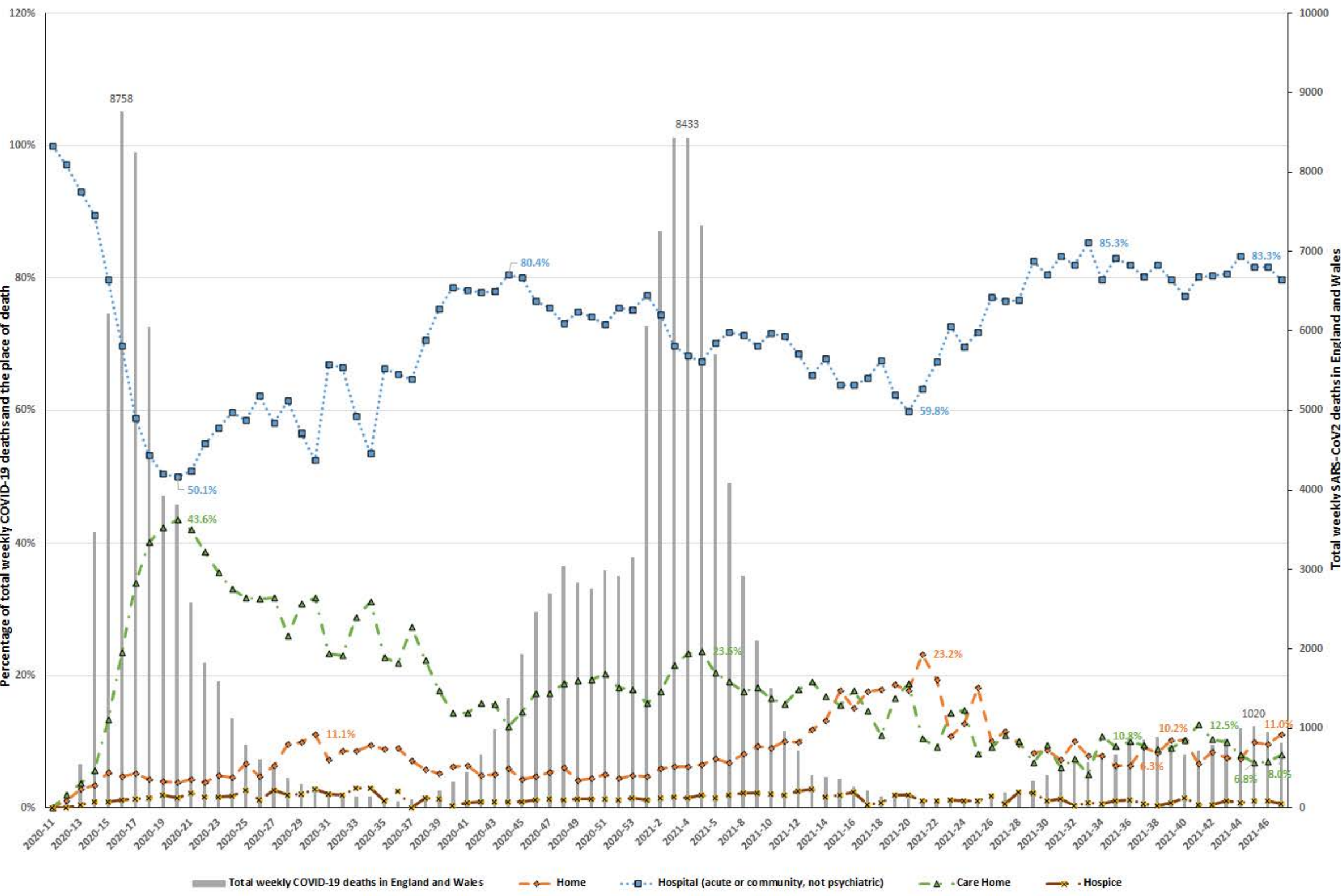


Figure 1: Shows the proportion of weekly COVID-19 deaths based on place of death (primary axis) and total weekly deaths (secondary axis). Since the Delta variant surge in June 2021, the proportion of COVID-19 deaths occurring in Hospitals increased significantly. There is also significant decline in the proportion of weekly COVID-19 deaths in Care Homes during the Delta variant surge compared to the prior surges. During the 1st surge, up to 43.6% of weekly COVID-19 deaths occurred at Care Homes, with associated decreases in deaths occurring in the Hospital setup.

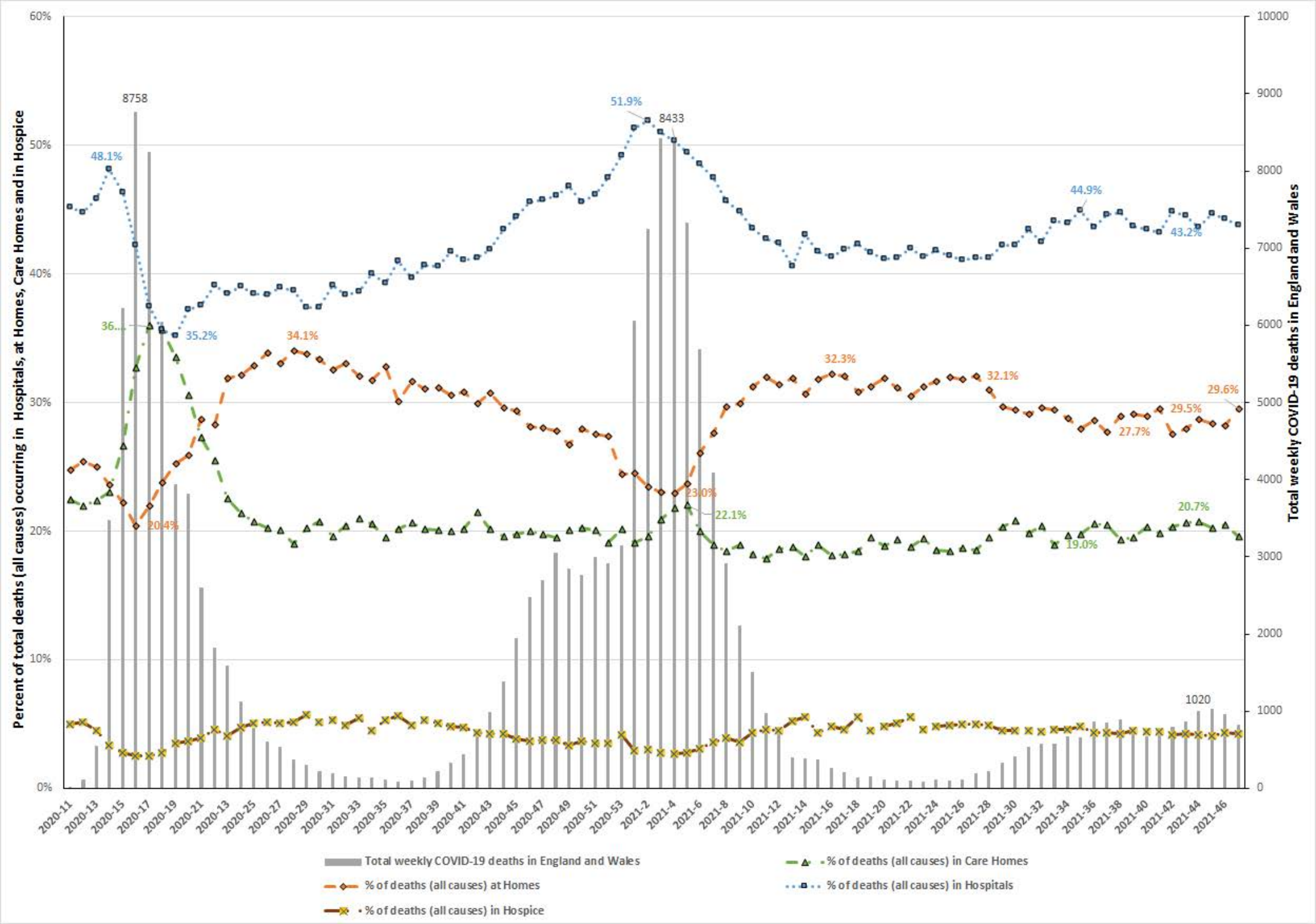


Figure 2: Shows the proportion of weekly deaths in England and Wales (all causes) based on place of death (primary axis) and total weekly COVID-19 deaths (secondary axis). During the 1st wave the Care Homes had worst impact with up to 36% of deaths in England and Wales occurring in Care Homes, associated with decline in deaths occurring the Hospitals. After the sharpest increase in deaths occurring at Care Homes during the 1st waves, the percentage of deaths occurring at Care Homes decreased during the 2nd wave. The deaths occurring at Homes were lowest during the peak weekly deaths of 1st and 2nd waves. However, deaths occurring at home showed sharp increases during the recovery phase of 1st and 2nd waves.

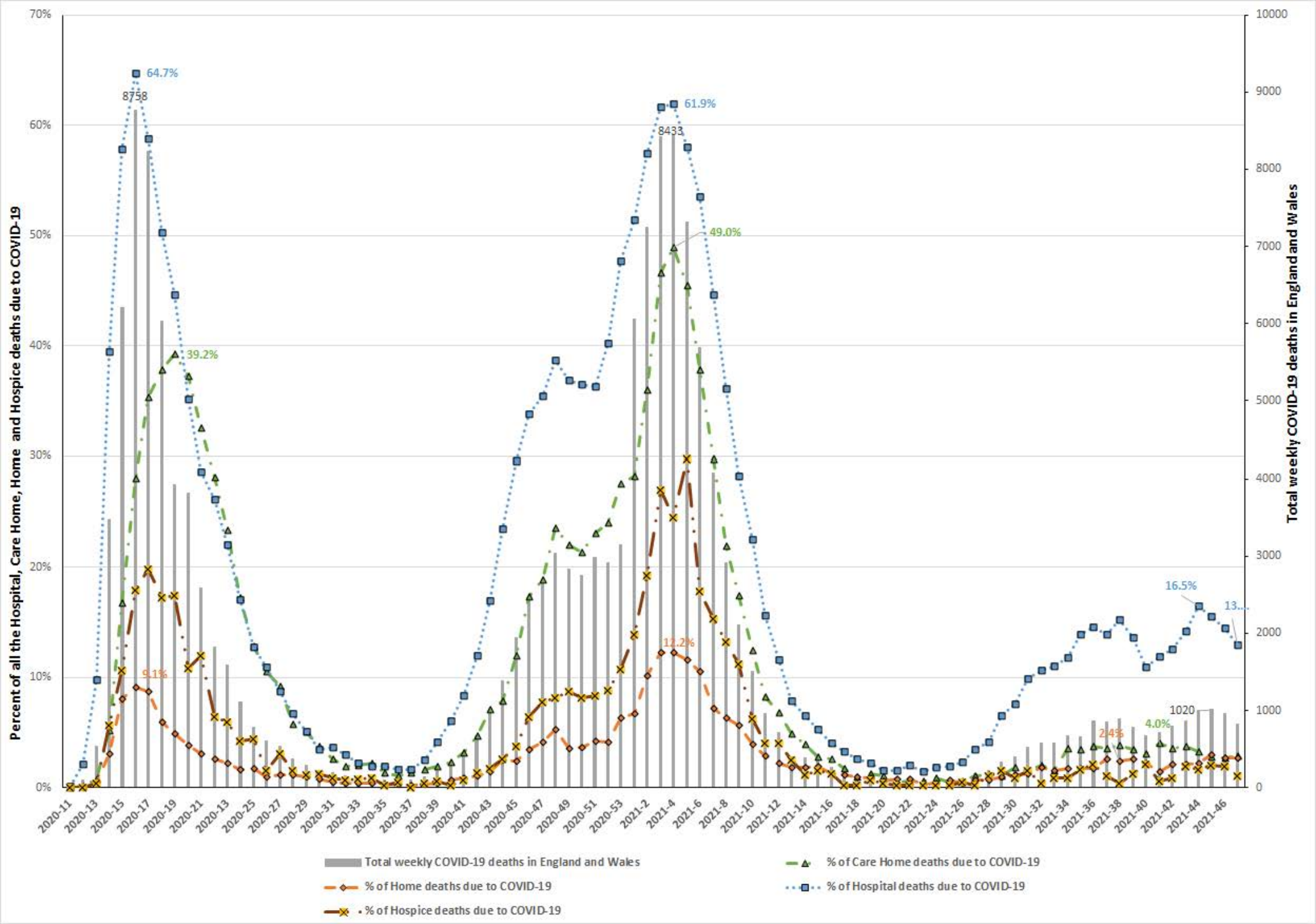


Figure 3: Shows the proportion of weekly deaths due to COVID-19 in England and Wales based on place of death (primary axis) and total weekly COVID-19 deaths (secondary axis). During the 1st and 2nd waves, the COVID-19 deaths were at their highest during the peak weekly deaths in Hospitals, followed by Care Homes, Hospice, and Homes. During the Delta variant surge, the sharpest decline in weekly deaths rates due to COVID-19 was observed in Care Homes, followed by Hospice, Hospitals, and Homes.

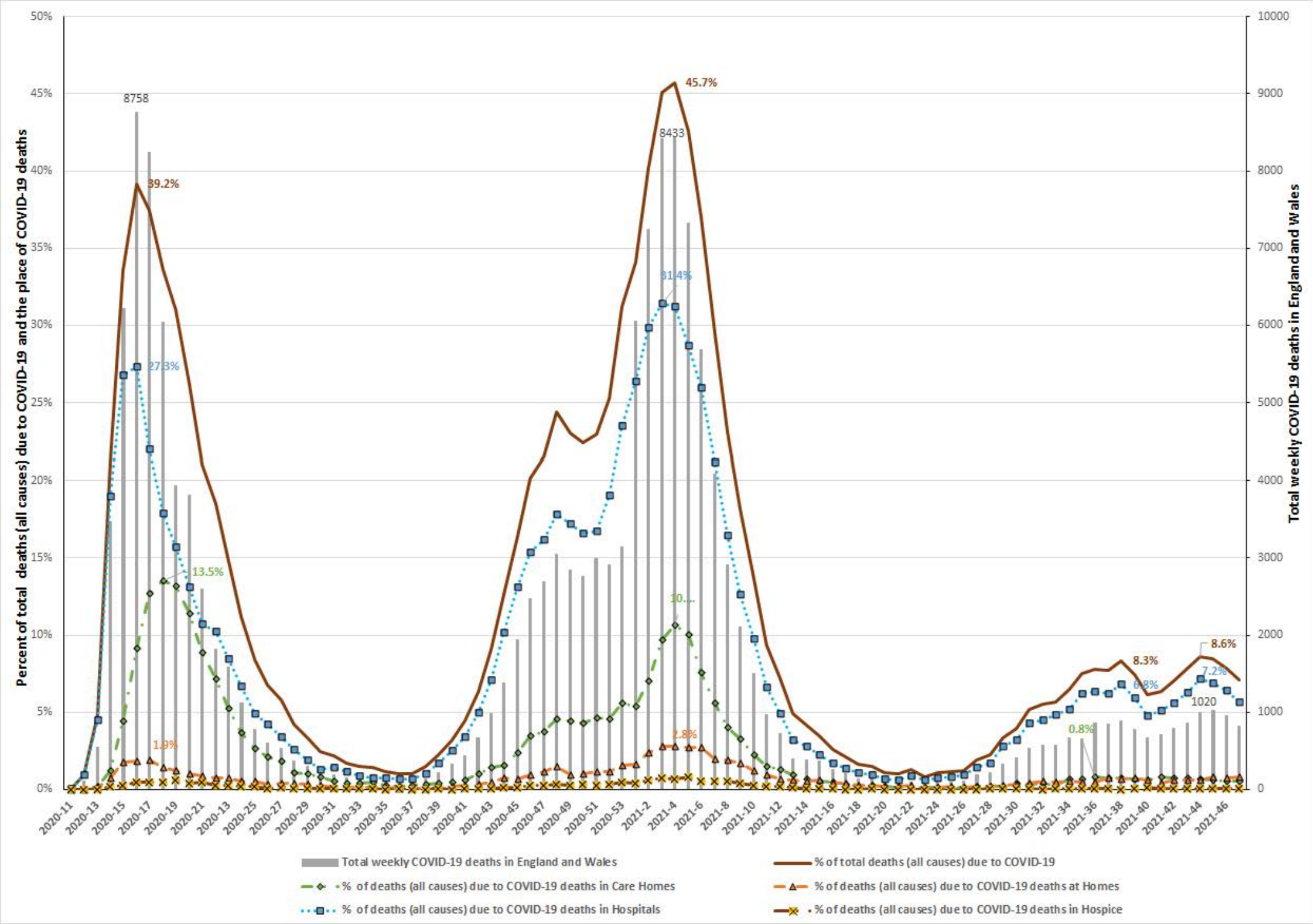


Figure 4: Shows the proportion of weekly total deaths (all causes) due to COVID-19; impact of deaths from COVID-19 at places of death on total deaths (all causes) in England and Wales (primary axis) and total weekly COVID-19 deaths (secondary axis). During the 1st wave up to 39.2% of weekly deaths (all causes) were due to COVID-19 of which up to 27.3% and 13.5% of total deaths are due to COVID-19 in Hospitals and Care Homes respectively. During the 2nd wave up to 45.7% of total deaths (all causes) in England and Wales were due to COVID-19. Hospital weekly COVID-19 deaths increased to as high as 31.4% of deaths from all causes and Care Homes COVID-19 deaths up to 10.7% (declined from 1st wave) of weekly total deaths from all causes. During the Delta variant surge, the weekly COVID-19 deaths declined significantly, with most of the deaths (all causes) due to COVID-19 occurring in the Hospitals.