

Supplemental Material

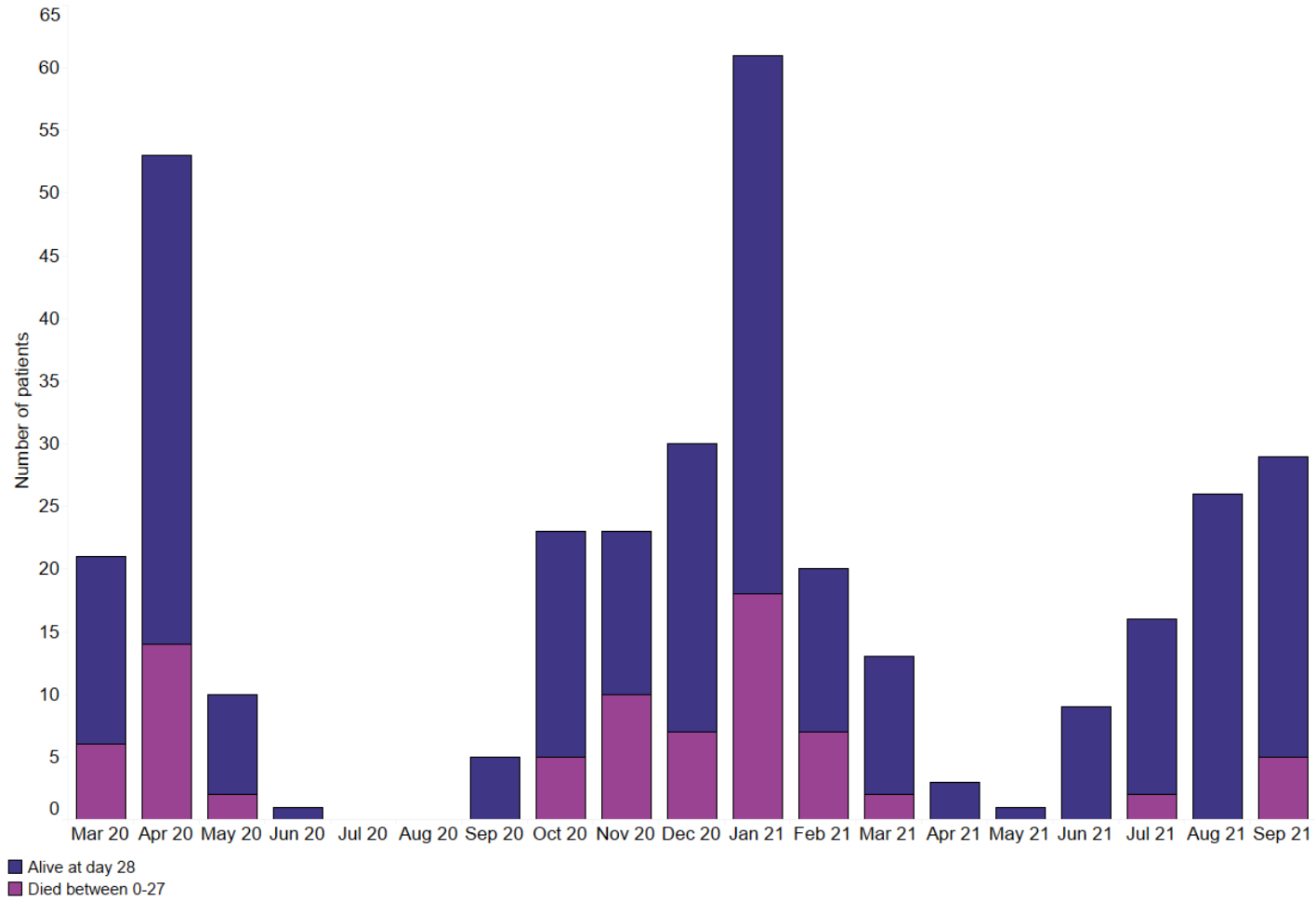


Figure S1a Monthly number of positive SARS-CoV-2 patients on dialysis in Scotland split by status at day 28 (alive in dark blue/dead in purple)

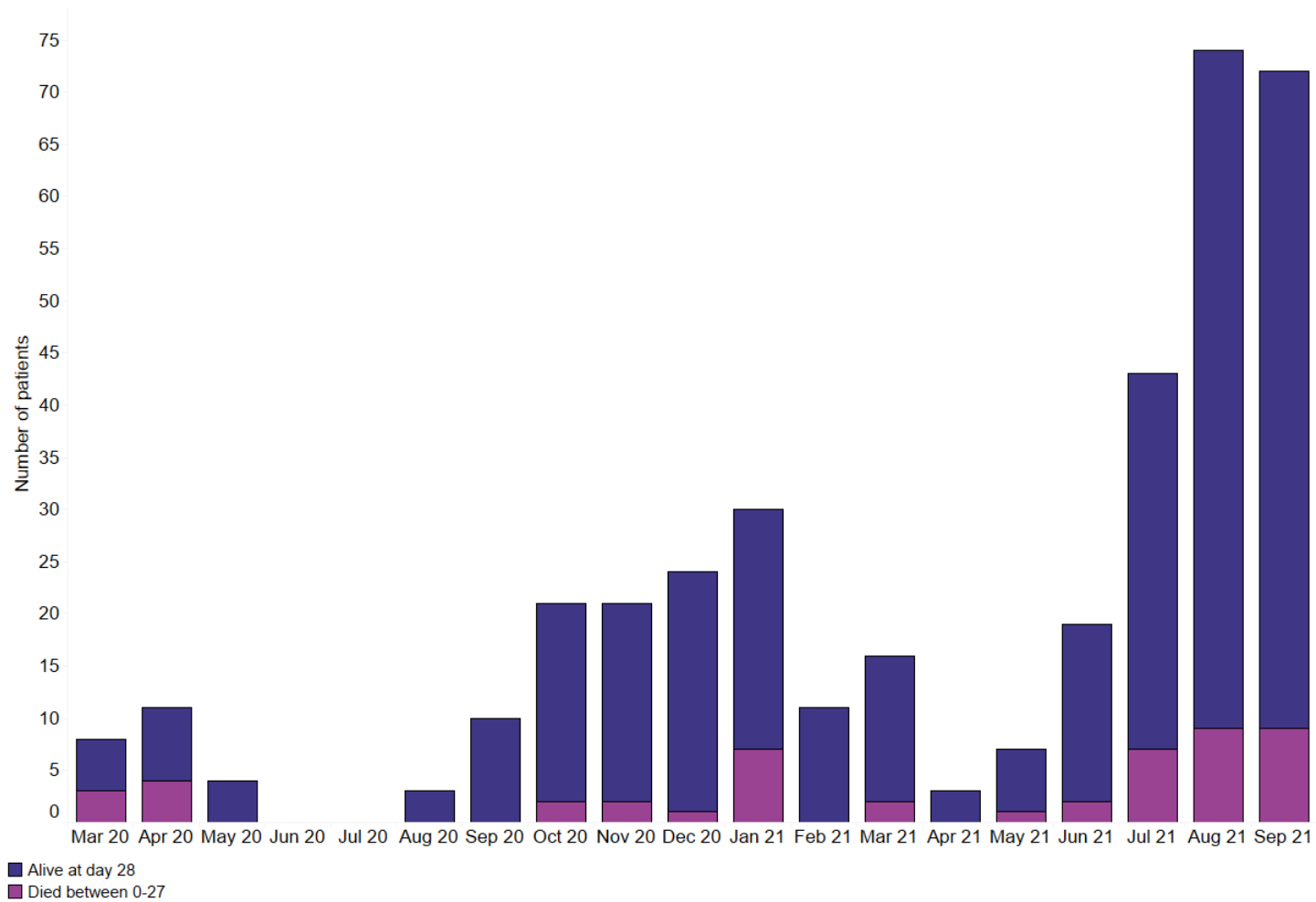


Figure S1b: Monthly number of positive SARS-CoV-2 patients with a kidney transplant in Scotland split by status at day 28 (alive in dark blue/dead in purple)

Table S1: Vaccine Effectiveness for testing positive for COVID -19 (COVID-19 Tests Results from 01 Jan 21 – 19 October 21); Adult KRT Population as of 19 September 2021

	Positive SARS-CoV-2		
	Yes	No	All Cases
Vaccinated	357	4654	5011
Non-Vaccinated	25	210	235
All	382	4864	5246
	Risk of SARS-CoV-2		
Vaccinated		0.07	
Non-Vaccinated		0.11	
Risk of COVID-19 in Vaccinated		7%	
Risk of COVID-19 in Non-Vaccinated		11%	
Risk Ratio		0.67	
Vaccine Effectiveness	33% 95% CI (0-52)		

Table S2: Vaccine Effectiveness for Hospitalization within 14 days of positive test COVID-19 Tests Results from 01 Mar 21 - 05 October 21

	Hospitalisation		
	Yes	No	All Positive Cases
Vaccinated	110	216	326
Non-Vaccinated	12	10	22
All	122	226	348
	Risk of Hospitalisation		
Vaccinated	0.34		
Non-Vaccinated	0.55		
Risk of Hospitalisation in Vaccinated	34%		
Risk of Hospitalisation in Non-Vaccinated	55%		
Risk Ratio	0.62		
Vaccine Effectiveness	38% (95% CI 0- 57)		

Table S3: Vaccine Effectiveness (Transplant patients only) for testing positive for COVID -19 (COVID-19 Tests Results from 01 Jan 21 – 19 October 21); Adult KRT Population as of 19 September 2021

	Positive SARS-CoV-2		
	Yes	No	Total
Vaccinated	259	2860	3119
Non-Vaccinated	22	139	161
All	281	2999	3280
	Risk of Infection		
Vaccinated	0.08		
Non-Vaccinated	0.14		
Risk of Hospitalisation in Vaccinated	8%		
Risk of Hospitalisation in Non-Vaccinated	14%		
Risk Ratio	0.61		
Vaccine Effectiveness	39%		

Table S4: Vaccine Effectiveness (Transplant patients only) for hospitalization within 14 days of positive test COVID-19 Tests Results from 01 Mar 21 - 05 October 21

	Hospitalisation		
	Yes	No	Total
Vaccinated	81	154	235
Non-Vaccinated	11	8	19
All	92	162	254
	Risk of Hospitalisation		
Vaccinated	0.34		
Non-Vaccinated	0.58		
Risk of Hospitalisation in Vaccinated	34%		
Risk of Hospitalisation in Non-Vaccinated	58%		
Risk Ratio	0.60		
Vaccine Effectiveness	40%		

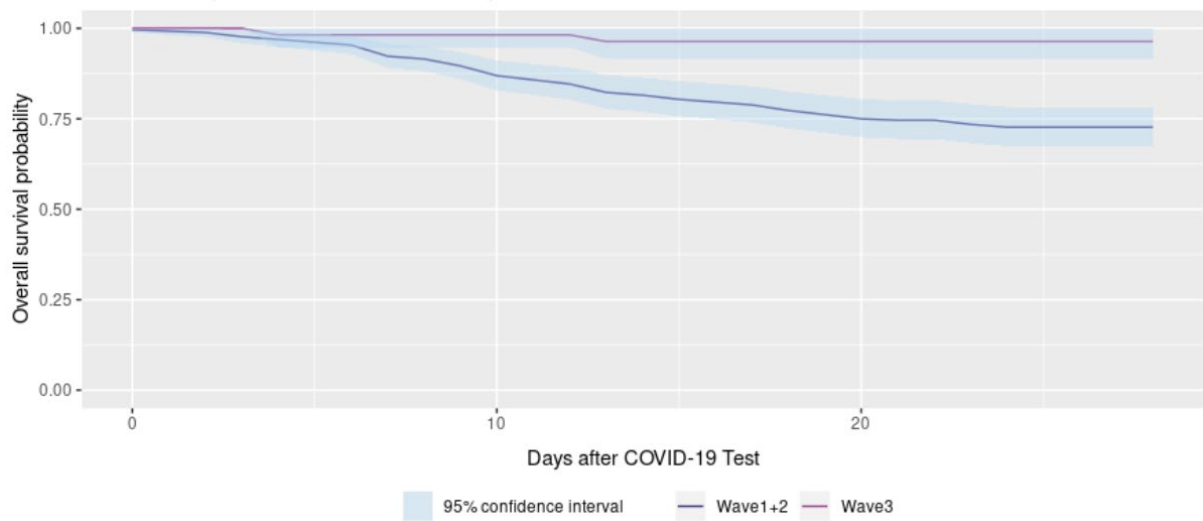


Figure S2a: Kaplan-Meier curve of 28-day survival following a positive SARS-CoV-2 PCR test in patients on dialysis in Scotland split by wave.

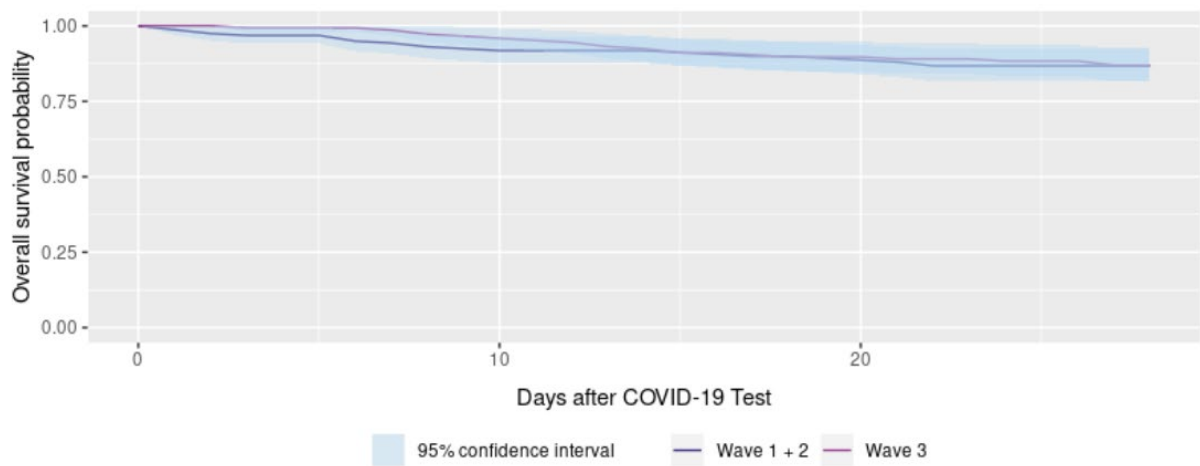
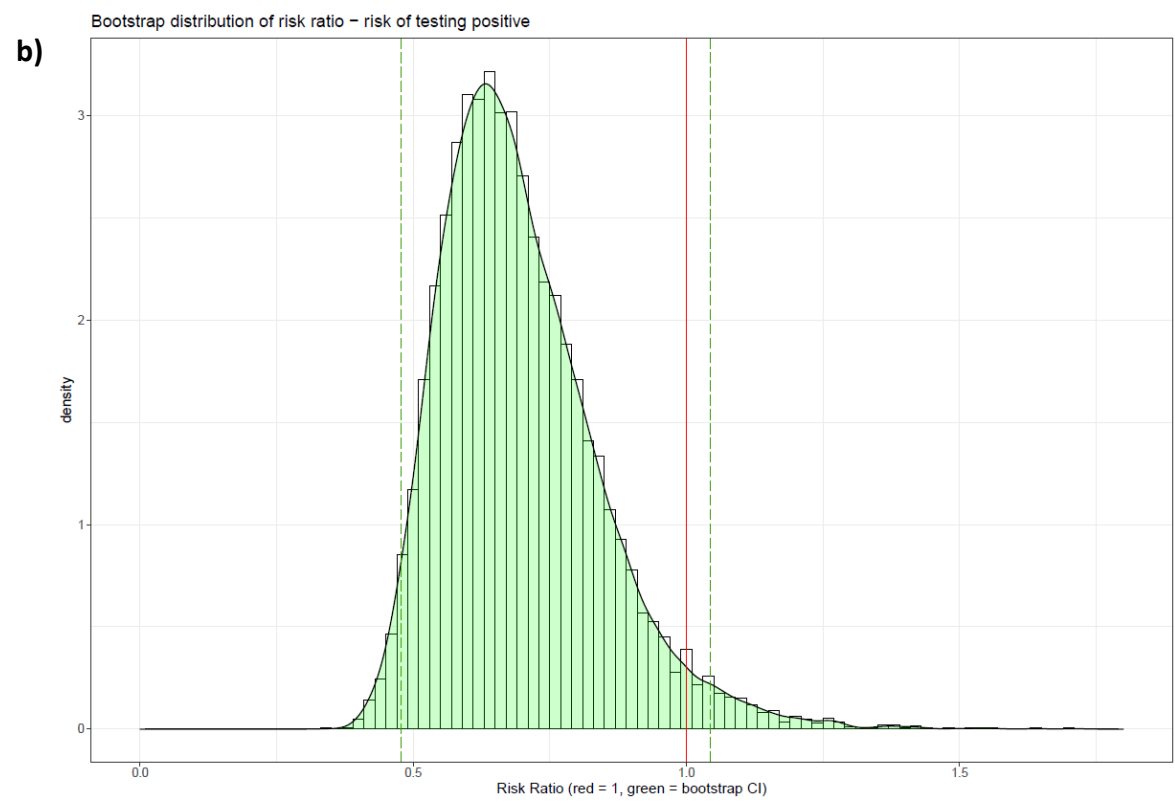
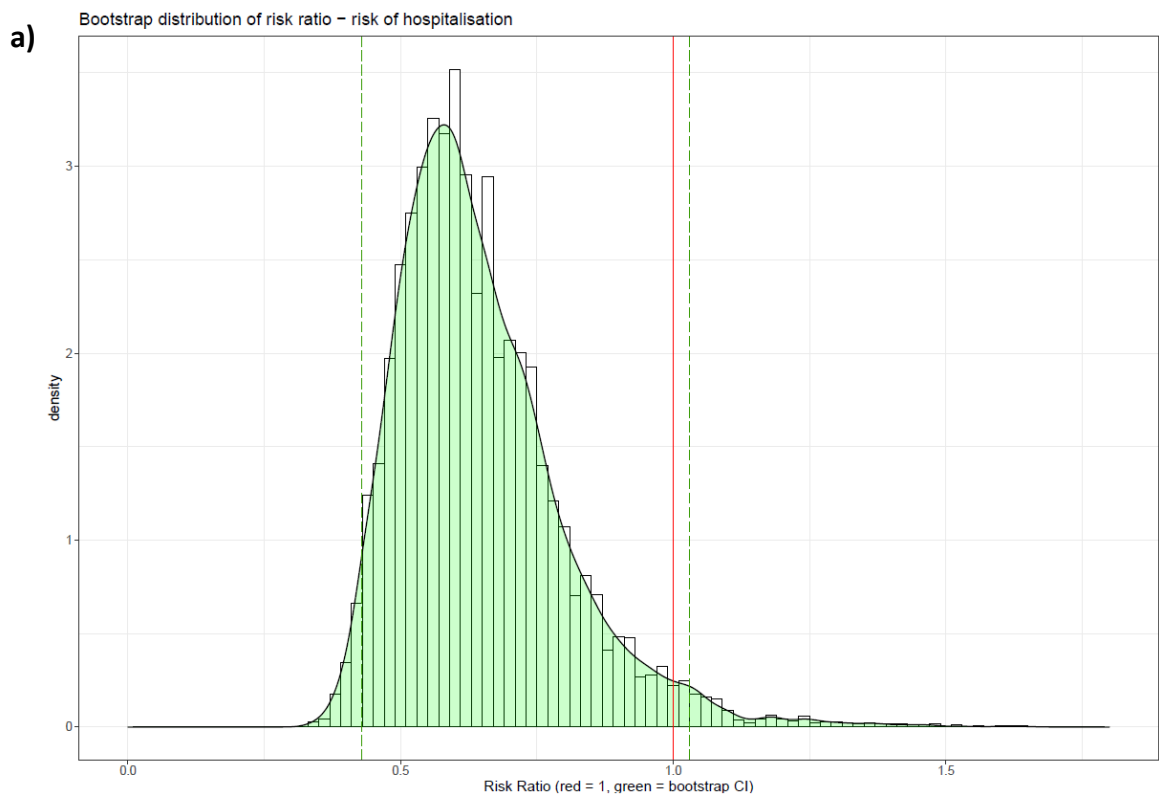


Figure S2b: Kaplan-Meier curve of 28-day survival following a positive SARS-CoV-2 PCR test in patients with a functioning kidney transplant in Scotland, split by wave.



Figures S3a and b: Bootstrap distribution with 95% confidence interval for relative risk of hospitalization (a) and testing positive (b) in vaccinated versus unvaccinated individuals.