

1 **Manuscript Number** not assigned

2 **Article Summary Line:** The risk of infection with SARS-CoV-2 in a vaccinated cohort
3 associated with a private festive event was significantly increased upon conversation with the
4 putative index person and positively correlated to the duration of stay at the event.

5 **Running Title:** COVID-19 outbreak in Northern-Bavaria, Germany 2021

6 **Keywords:** COVID-19, SARS-CoV-2, outbreak, breakthrough infection

7

8 **Breakthrough Infections with SARS-CoV-2 in Vaccinated Students**
9 **After a Festive Event – Identification of Risk Factors**

10

11 Ralph Bertram¹, Vanessa Bartsch², Johanna Sodmann², Luca Hennig², Engin Müjde², Jonathan
12 Stock², Vivienne Ruedig², Philipp Sodmann³, Daniel Todt^{4,5}, Eike Steinmann⁴, Wolfgang
13 Hitzl^{6,7,8}, Joerg Steinmann¹

14

15 ¹ Institute of Clinical Hygiene, Medical Microbiology and Infectiology, Klinikum Nürnberg,
16 Paracelsus Medical University, Nuremberg, Germany

17 ² Paracelsus Medical University, study program in human medicine, Nuremberg, Germany

18 ³ Department of Internal Medicine II, University Hospital Würzburg, Wuerzburg, Germany

19 ⁴ Department of Molecular and Medical Virology, Ruhr-Universität Bochum, Bochum, Germany

20 ⁵ European Virus Bioinformatics Center (EVBC), Jena, Germany

21 ⁶ Department of Research and Innovation Management, biostatistics and publication of clinical
22 trial studies, Paracelsus Medical University, Salzburg, Austria

23 ⁷ Paracelsus Medical University Salzburg, Department of Ophthalmology and Optometry,
24 Salzburg, Austria

25 ⁸ Research Program Experimental Ophthalmology and Glaucoma Research, Paracelsus Medical
26 University Salzburg, Austria

27

28 **Correspondence:** Joerg Steinmann, Email: joerg.steinmann@klinikum-nuernberg.de, Phone:
29 +49 911 398 2520

30 **ORCID:** Ralph Bertram: 0000-0003-0654-6381; Vanessa Bartsch: 0000-0001-6029-2103;

31 Daniel Todt: 0000-0002-3564-1014; Eike Steinmann: 0000-0002-3654-9965; Wolfgang Hitzl:
32 0000-0002-7696-1479; Joerg Steinmann: 0000-0002-3181-3667;

33

34 **Abstract—word count: 49**

35 We report an outbreak with SARS-CoV-2 breakthrough infections related to a festive event
36 in Northern Bavaria, Germany in October 2021, with 24 of 95 participants infected. Correlation
37 analyses among 15 interrogated variables revealed that duration at the event and conversation with
38 the supposed index person were significant risk factors.

39

40 **Text—word count: 1235**

41 The severe acute respiratory syndrome coronavirus 2 (SARS-CoV-2) is the etiologic
42 agent of the Coronavirus disease 2019 (COVID-19), classified as pandemic by the WHO on
43 March 11, 2020 (<https://www.who.int/emergencies/diseases/novel-coronavirus-2019>). COVID-
44 19 outcomes range from asymptomatic to multifactorial with fatality rates of around 1.5-2% in
45 developed countries (<https://www.statista.com/statistics/1105914/coronavirus-death-rates->

46 [worldwide/](#)). SARS-CoV-2 is largely transmitted airborne, by aerosols and droplets (1). A viral
47 load up to ~3,000 SARS-CoV-2 particles has been reported in 1 L of exhaled breath of infected
48 individuals (2), with an infectious dose as low as 10 aerosol-borne SARS-CoV-2 particles (3).
49 Airborne transmission is positively correlated to proximity and duration of unprotected contacts
50 to infected individuals (4). Accordingly, non-pharmaceutical prevention interventions include
51 medical-grade face masks, handy hygiene, social distancing and ventilation of indoor spaces (5).
52 Safe and effective vaccines have a game-changer potential against the COVID-19 pandemic. As
53 of November 2021 four vaccines against SARS-CoV-2 have been approved by the European
54 Medicines Agency ([https://www.ema.europa.eu/en/human-regulatory/overview/public-health-](https://www.ema.europa.eu/en/human-regulatory/overview/public-health-threats/coronavirus-disease-covid-19/treatments-vaccines/vaccines-covid-19/covid-19-vaccines-authorized#authorized-covid-19-vaccines-section)
55 [threats/coronavirus-disease-covid-19/treatments-vaccines/vaccines-covid-19/covid-19-vaccines-](https://www.ema.europa.eu/en/human-regulatory/overview/public-health-threats/coronavirus-disease-covid-19/treatments-vaccines/vaccines-covid-19/covid-19-vaccines-authorized#authorized-covid-19-vaccines-section)
56 [authorized#authorized-covid-19-vaccines-section](https://www.ema.europa.eu/en/human-regulatory/overview/public-health-threats/coronavirus-disease-covid-19/treatments-vaccines/vaccines-covid-19/covid-19-vaccines-authorized#authorized-covid-19-vaccines-section)). These are viral vectors (AZD1222,
57 AstraZeneca and JNJ-78436735, Johnson&Johnson) or lipid contained mRNA (BNT162b2,
58 BioNTech/Pfizer and mRNA-1273, Moderna). The vaccines target the spike protein, critical for
59 viral entry into host cells. SARS-CoV-2 variant B.1.617.2 (delta variant), which bears at least 6
60 characteristic mutations in spike (6), was the predominant variant in Germany in November 2021
61 ([https://www.rki.de/DE/Content/InfAZ/N/Neuartiges_Coronavirus/DESH/Berichte-VOC-](https://www.rki.de/DE/Content/InfAZ/N/Neuartiges_Coronavirus/DESH/Berichte-VOC-tab.html)
62 [tab.html](https://www.rki.de/DE/Content/InfAZ/N/Neuartiges_Coronavirus/DESH/Berichte-VOC-tab.html)).
63 (Super)spreader events are serious drivers of the COVID-19 pandemic (7-10). We here report on
64 an outbreak of SARS-CoV-2 in fully vaccinated students associated with a private festive event
65 in October 2021 in Northern Bavaria, Germany, and shed light on factors associated with
66 elevated risk of infection.

67

68 **The study**

69 The event took place in Northern Bavaria, Germany, in October 20, 2021 with a duration of
70 about 8h in a poorly ventilated room of about 85 m² and a garage with less traffic. Exactly 100
71 students were sojourning at the location. Access was limited to those vaccinated, recovered or
72 tested negative for SARS-CoV-2 by either PCR or antigen point-of-care test (AgPOCT) before
73 (online Technical Appendix Table 1). Participants neither wore face masks nor practiced social
74 distancing during the event. All further descriptions and calculations pertain to 95 persons (95%)
75 who provided data associated with the event.

76 Participants were 53 males (56%) and 42 females (44%). In the aftermath of the event, 24 (25%)
77 were diagnosed positive for SARS-CoV-2 (online Technical Appendix Table 2). All of the PCR
78 verified isolates were of the delta type and 8 of them were sequenced. Seven were of the
79 B.1.617.2 lineage and one of the AY.122 (B.1.617.2.122) lineage. Eight persons, all fully
80 vaccinated, reported COVID-19 symptoms at the beginning of the event. Two of them took an
81 AgPOCT less than 24 hours prior to the event and tested negative. Of the remaining 6, person 1.2
82 was diagnosed positive by AgPOCT at day 1 and PCR (cycle threshold = 24) at day 2 after the
83 event. Thus, 1.2 as regarded as one probable index person. A proximity warning app
84 (<https://www.coronawarn.app/en/>) was used by 59 of the participants and gave a posteriori alert
85 in 52 cases (88%). Fifteen of the positively tested had used the app and 13 of them (87%) had
86 received warning. Four of the participants had recovered from a COVID-19 infection previously.
87 All of them had received 1 to 3 vaccinations post infection. One individual was neither recovered
88 nor vaccinated but tested negative by AgPOCT at the day of the event. The other 90 individuals
89 were vaccinated with 1 to 3 jabs with homologous and heterologous vaccination regimes. The
90 periods of the last administered vaccination ranged from 15 days to 269 days (mean: 142 days,
91 median: 141 days) before the event. Overall, 53 (56%) featured 1 or 2 risk factors for severe

92 COVID-19. The participants attended the event for 60 to 510 min (mean 268 min, median 285
93 min). At least 89 guests were at the venue simultaneously with the supposed index person.
94 Persons reported contacts with 4 – 80 other guests (mean 19.2, median 16). Figure 1 provides an
95 overview of contact among all participants (Figure 1, panel A), or only between those tested
96 positive after the event (Figure 1, panel B). Interactive graphs provide contact profiles for each
97 single participant or each infected person (online Technical Appendix, URL 1 and URL 2). In
98 all, 36 participants reported conversation with the index person. None of the infected persons
99 required hospitalization. However, 22 reported between one and eight symptoms (online
100 Technical Appendix Figure 1), with runny nose (n=19), headache (n=16) and loss of smell
101 (n=14) being most prevalent. One month after the event, 10 persons reported on continued
102 symptoms of decreased endurance or impaired sense of smell.

103 In search of risk factors for SARS-CoV-2 infection associated with the event, we analyzed
104 possible correlations between interrogated variables (see supplemental material) and infection.
105 Three correlations were significant:

106 i) Elongated stays at the event (Figure 2; online Technical Appendix Figure 2) (*t*-test, *p* =
107 0.0002). Notably, none of the guests that stayed 210 min or less was tested positive.

108 ii) Conversation with the supposed index person. Of the 24 infected persons, 13 (54%) had
109 talked to the person. This translates to a risk of infection of 36% compared to 17% without
110 conversation (Fisher's Exact, two-sided, *p* = 0.0497).

111 For participants staying ≥ 3 h, we calculated risks of infection of 25% (without conversation) and
112 38% (with conversation with the index).

113 iii) The risk of infection was significantly lower upon heterologous vaccination with AZD+BNT
114 (23%) than with AZD+AZD (60%) (Fisher's Exact, two-sided, *p* = 0.0489)

115 In addition, the following non-significant observations were found:

- 116 - Risk of infection appeared decreased with BNT+BNT compared to AZD+AZD (Fisher's
117 Exact, two-sided, $p = 0.14$)
- 118 - Risk of infection appeared decreased with AZD+BNT compared to BNT+BNT (Fisher's
119 Exact, two-sided, $p = 0.57$)
- 120 - The duration since last vaccination appeared inversely correlated to protection (logistic
121 regression model, $p = 0.38$).
- 122 - Infections of guests who shared drinking vessels were slightly increased (Fisher's Exact
123 test, two-sided, $p = 0.24$).
- 124 - The numbers of contacts was slightly increased in infected subjects (21.6 ± 12.6) vs.
125 subjects without infection (18.4 ± 12.6 ; generalized log-gamma model, two-sided, $p =$
126 0.18)

127 **Conclusions:**

128 Our data show an attack rate of 25% in 96% fully vaccinated students at the event. Among the 24
129 infected persons, 10 declared no direct contact to the putative index person. Possible
130 explanations for their infection are, i) more than 1 index person was at place (which may be
131 supported by the finding of one other lineage), ii) infectious particles spread through the air
132 within the venue and accumulated above infective threshold over time, or iii) infection did not
133 occur at the event. Our findings regarding such infection breakthroughs are consistent with
134 reports on waned efficiencies of the currently approved vaccines in the delta surge (11, 12).
135 Furthermore, vaccine effects decrease with time after administration (13). A three-shot
136 vaccination regimen with BNT162b2 as a “booster” increases efficiency against delta (14, 15) and

137 accordingly, only 1 of 7 individuals (14%) with three doses of vaccine became infected in our
138 study.

139 Our data provide evidence that duration of stay at an event and conversation to index persons are
140 major risk factors for COVID-19 infection during crowded indoor events with poor ventilation.

141 Since currently available vaccines do not provide sterile immunity, high-quality testing of
142 participants should be considered a mandatory measure to avoid SARS-CoV-2 infections at
143 gatherings, irrespective of the vaccination status. Further studies that include larger cohorts are
144 required to provide insights into the interplay of risk factors for SARS-CoV-2 transmission.

145

146 **Acknowledgments**

147 We thank the Paracelsus Medical University for their support.

148

149 **Author Bio**

150 Assoc.-Prof. Dr. Ralph Bertram is a microbiologist and a researcher and lecturer in the
151 Institute of Clinical Hygiene, Medical Microbiology and Infectiology, Klinikum Nürnberg,
152 Paracelsus Medical University, Nuremberg, Germany. His research interests focus on infectious
153 diseases, drug insensitivity of nosocomial pathogens and gene regulation.

154

155 **References**

156 1. Prather KA, Marr LC, Schooley RT, McDiarmid MA, Wilson ME, Milton DK. Airborne
157 transmission of SARS-CoV-2. *Science*. 2020 10 16;370(6514):303-4.

- 158 2. Malik M, Kunze AC, Bahmer T, Herget-Rosenthal S, Kunze T. SARS-CoV-2: Viral
159 Loads of Exhaled Breath and Oronasopharyngeal Specimens in Hospitalized Patients with
160 COVID-19. *Int J Infect Dis.* 2021 Sep;110:105-10.
- 161 3. Bazant MZ, Bush JWM. A guideline to limit indoor airborne transmission of COVID-19.
162 *Proc Natl Acad Sci U S A.* 2021 04 27;118(17).
- 163 4. Farthing TS, Lanzas C. Assessing the efficacy of interventions to control indoor SARS-
164 Cov-2 transmission: An agent-based modeling approach. *Epidemics.* 2021 Nov 12;37:100524.
- 165 5. Bo Y, Guo C, Lin C, Zeng Y, Li HB, Zhang Y, et al. Effectiveness of non-
166 pharmaceutical interventions on COVID-19 transmission in 190 countries from 23 January to 13
167 April 2020. *Int J Infect Dis.* 2021 Jan;102:247-53.
- 168 6. Tao K, Tzou PL, Nouhin J, Gupta RK, de Oliveira T, Kosakovsky Pond SL, et al. The
169 biological and clinical significance of emerging SARS-CoV-2 variants. *Nat Rev Genet.* 2021
170 12;22(12):757-73.
- 171 7. Correa-Martínez CL, Kampmeier S, Kümpers P, Schwierzeck V, Hennies M, Hafezi W,
172 et al. A Pandemic in Times of Global Tourism: Superspreading and Exportation of COVID-19
173 Cases from a Ski Area in Austria. *J Clin Microbiol.* 2020 05 26;58(6).
- 174 8. Hamner L, Dubbel P, Capron I, Ross A, Jordan A, Lee J, et al. High SARS-CoV-2 Attack
175 Rate Following Exposure at a Choir Practice - Skagit County, Washington, March 2020.
176 *MMWR Morb Mortal Wkly Rep.* 2020 May 15;69(19):606-10.
- 177 9. Muller N, Kunze M, Steitz F, Saad NJ, Mühlemann B, Beheim-Schwarzbach JI, et al.
178 Severe Acute Respiratory Syndrome Coronavirus 2 Outbreak Related to a Nightclub, Germany,
179 2020. *Emerg Infect Dis.* 2020 02;27(2):645-8.

- 180 10. Streeck H, Schulte B, Kümmerer BM, Richter E, Höller T, Fuhrmann C, et al. Infection
181 fatality rate of SARS-CoV2 in a super-spreading event in Germany. Nat Commun. 2020 11
182 17;11(1):5829.
- 183 11. Lopez Bernal J, Andrews N, Gower C, Gallagher E, Simmons R, Thelwall S, et al.
184 Effectiveness of Covid-19 Vaccines against the B.1.617.2 (Delta) Variant. N Engl J Med. 2021
185 08 12;385(7):585-94.
- 186 12. Hacisuleyman E, Hale C, Saito Y, Blachere NE, Bergh M, Conlon EG, et al. Vaccine
187 Breakthrough Infections with SARS-CoV-2 Variants. N Engl J Med. 2021 06 10;384(23):2212-
188 8.
- 189 13. Nordström P, Ballin M, Nordström A. Effectiveness of Covid-19 vaccination against risk
190 of symptomatic infection, hospitalization, and death up to 9 months: a Swedish total-population
191 cohort study. Preprints with The Lancet; 2021.
- 192 14. Barda N, Dagan N, Cohen C, Hernán MA, Lipsitch M, Kohane IS, et al. Effectiveness of
193 a third dose of the BNT162b2 mRNA COVID-19 vaccine for preventing severe outcomes in
194 Israel: an observational study. Lancet. 2021 Oct 29.
- 195 15. Bar-On YM, Goldberg Y, Mandel M, Bodenheimer O, Freedman L, Kalkstein N, et al.
196 Protection of BNT162b2 Vaccine Booster against Covid-19 in Israel. N Engl J Med. 2021 10
197 07;385(15):1393-400.

198

199

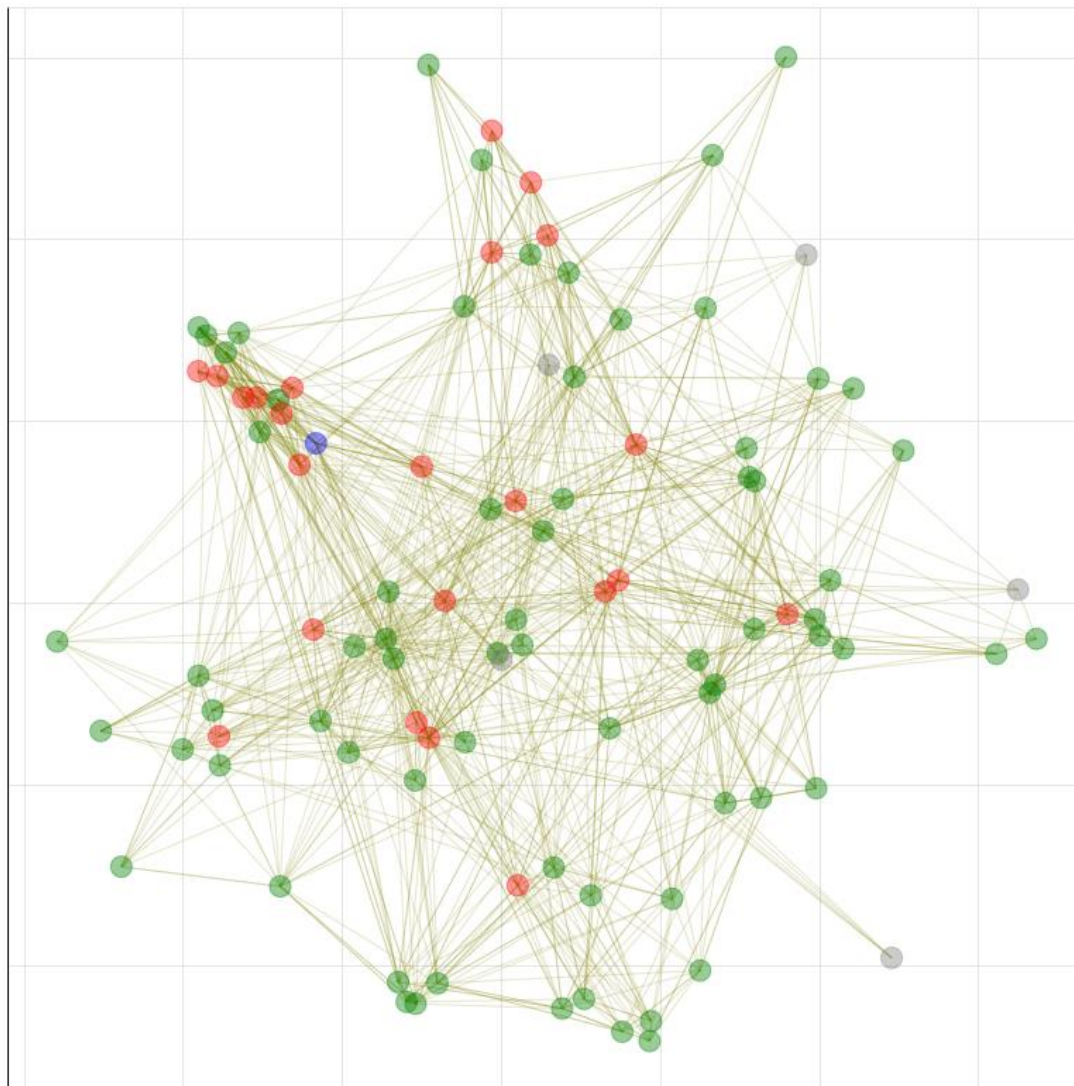
200

201

202

203 **Figures and Legends**

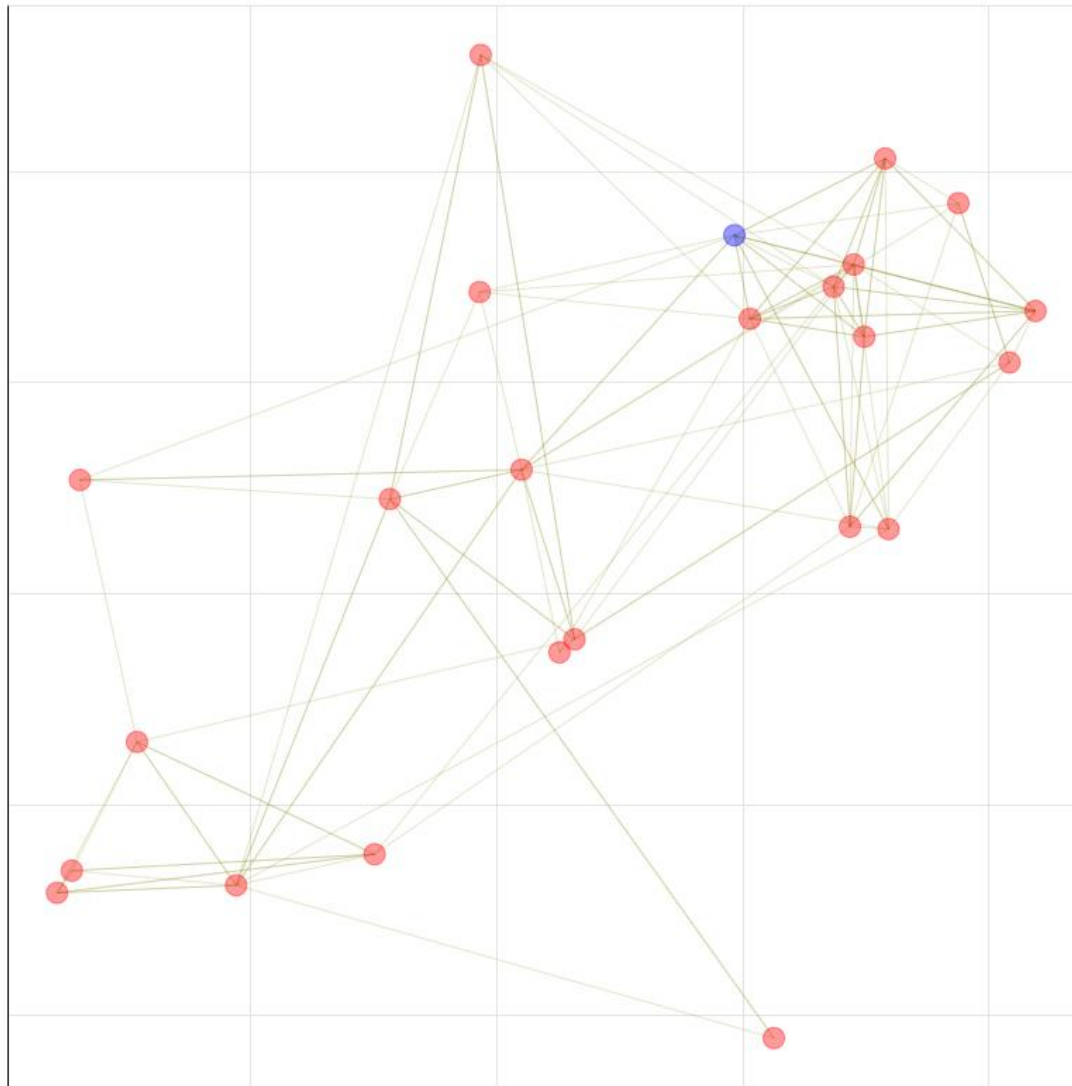
204 **Figure 1A.** Overview of interactions between participants at the event. Each guest is represented
205 by a node and all interactions longer than 10 minutes and a distance less than 1.5 m away are
206 represented as edges between the nodes. The color of the nodes represents test results after the
207 event, red indicating infection, green: no infection detected, grey: unknown. The blue node
208 represents the putative index. To create the visualization, each node started at a random position.
209 The spacing on the diagram and the dimensions of the axes are arbitrary.



211 **Figure 1B.** Contacts between individuals tested positive after the event. Coloring scheme as in

212 Fig. 1A.

213



214

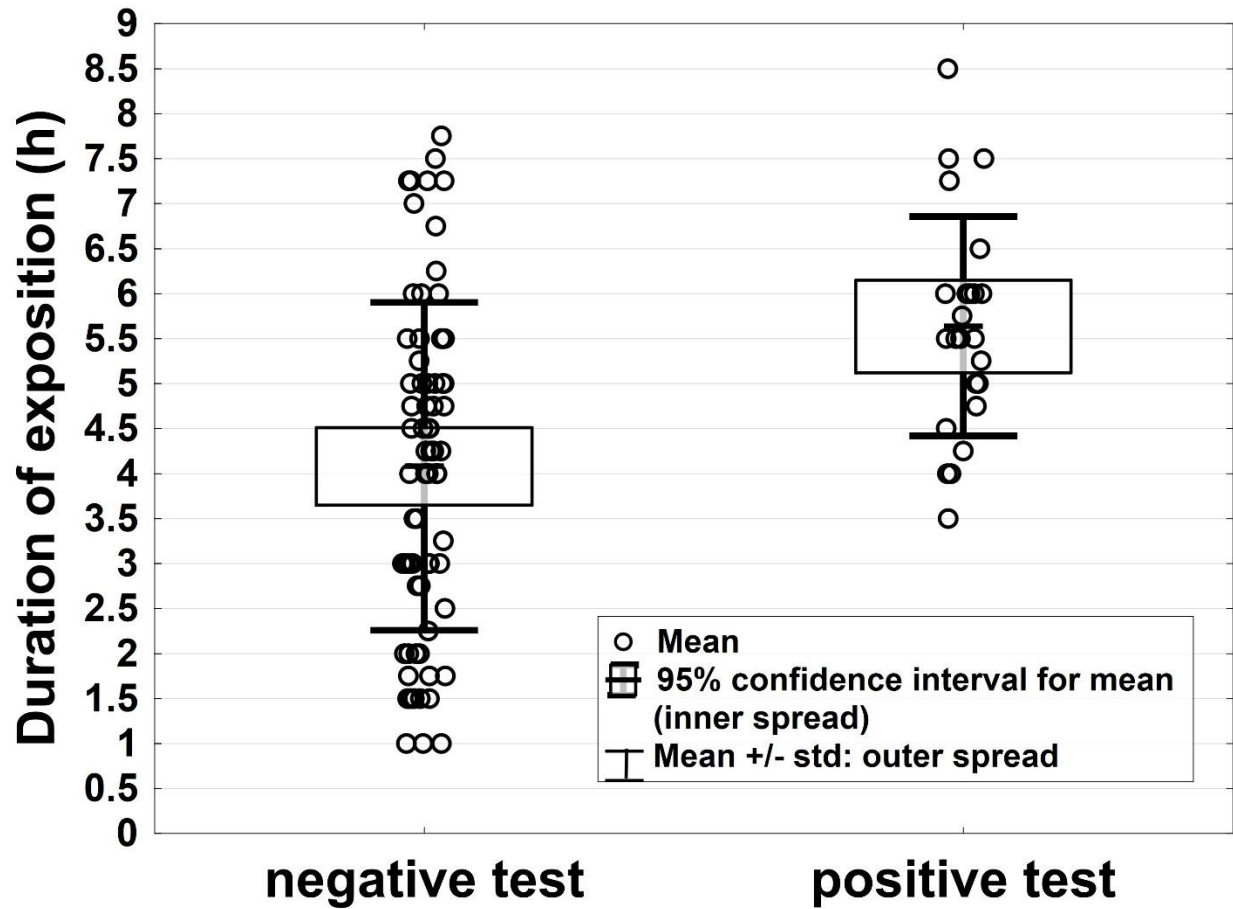
215

216

217

218

219 **Figure 2.** Box and whisker plot of the duration at the event in relation to a positive or negative
220 test. Duration of exposition was significantly higher in subjects with positive tests (*t*-test, two-
221 sided, $p=0.0002$)



222