

1 **Estimates of reduced vaccine effectiveness against hospitalization, infection,**  
2 **transmission and symptomatic disease of a new SARS-CoV-2 variant, Omicron**  
3 **(B.1.1.529), using neutralizing antibody titers**  
4

5 Billy J. Gardner, A. Marm Kilpatrick\*

6 *Department of Ecology and Evolutionary Biology, University of California, Santa Cruz,*  
7 *California, USA*

8 [\\*akilpatr@ucsc.edu](mailto:akilpatr@ucsc.edu)  
9

10 **Abstract**

11 The emergence of the Omicron variant (B.1.1.529) of SARS-CoV-2 has raised concerns  
12 about how mutations in the spike protein might influence immune escape and vaccine  
13 protection against infection and disease, COVID-19. Initial estimates of immune escape  
14 measure neutralizing antibody titers, which have been shown to be a correlate of  
15 protection for COVID-19, but vary among studies. However, no studies have examined  
16 variation in vaccine effectiveness (VE) using estimated reductions in neutralizing  
17 antibody titers across virus variants. We quantified consistency in relative neutralizing  
18 antibody titers across studies. We then examined relationships between variant-specific  
19 reductions in neutralizing antibodies and protection against documented infection,  
20 symptomatic disease, and hospitalizations across variants and vaccines. We found  
21 considerable variation in variant-specific neutralizing antibody titers between studies,  
22 but within-study comparisons across variants were far more robust. There was  
23 insufficient data to estimate VE for a single vaccine across variants, especially for  
24 higher levels of immune evasion (>7-fold reductions in neutralizing antibody titers)  
25 observed with the Omicron variant (40-fold). Instead, we leveraged variation among  
26 both vaccines and virus variants to estimate VE - neutralizing antibody titer relationships  
27 across a 30 to 100-fold range of neutralizing antibody titers reduction. Omicron  
28 increased the risk of hospitalization four to five-fold and increased the risk of  
29 symptomatic disease seven to ten-fold for mRNA vaccinees, with similar relative effects  
30 for recently vaccinated, or individuals with waned antibody titers. Third doses restored  
31 titers and protection to levels similar to waned immunity against Delta. Overall, these  
32 analyses indicate that vaccine effectiveness against severe disease is significantly  
33 diminished for waned individuals, and protection against infection, symptomatic disease  
34 and transmission is nearly eliminated. However, third doses significantly ameliorate  
35 these reductions but only restore protection to levels equivalent to waned protection  
36 against the Delta variant. The invasion of Omicron is likely to result in widespread  
37 infection, and substantial hospitalizations unless widespread boosting of immunity  
38 occurs.  
39

40 **Funding** California Department of Health, National Science Foundation

## 41 **Introduction**

42  
43 The evolution of SARS-CoV-2 in populations with high immunity from infection or  
44 vaccination is likely to lead to new variants with substantial immune escape (1, 2),  
45 including the Omicron variant (B.1.1.529) in November 2021. Determining the extent of  
46 immune evasion on the effectiveness of vaccines is critical both for assessing the need  
47 for new and variant-specific vaccines and additional non-pharmaceutical interventions to  
48 limit spread(3). Traditional vaccine effectiveness studies can be costly and can only be  
49 performed when there is significant transmission of a new variant in a partly vaccinated  
50 population. Delays in implementing interventions until these studies can be performed  
51 can result in rapid growth of a new variant, stress on health-care systems and  
52 preventable disease and death (3).

53  
54 A much quicker way to estimate VE against a new variant is to use a surrogate of  
55 protection, such as neutralizing antibody titers, which can often be measured much  
56 more quickly than performing a traditional VE study. Variation in neutralizing antibody  
57 titers across vaccines are strongly correlated with protection against symptomatic  
58 disease, all infections, and transmission (4-7). Here, we extend this approach and  
59 develop relationships between VE against documented infection, symptomatic disease,  
60 and hospitalization and neutralizing antibody titers. We use these relationships to  
61 estimate the impact of immune evasion, specifically, reductions in neutralizing antibody  
62 titers on VE, including for the Omicron variant.

## 64 **Methods**

### 65 *Reductions in neutralizing antibody titers by variant*

66  
67 We collected data from a recent review (8) on neutralizing antibody titers for four SARS-  
68 CoV-2 variants, Alpha, Beta, Gamma, and Delta (Table S1), and for each vaccine,  
69 normalized by convalescent sera (4). We excluded studies that did not include values  
70 for at least 3 variants because between-study variation was very high (see below). We  
71 divided each estimate by the neutralizing antibody titer for wild-type (WT) SARS-CoV-2  
72 (Wuhan-Hu-1, US-WA1/2020, B, B.1) from each study, to produce a ratio representing  
73 the reduction (expressed as an x-fold difference) between a variant and WT virus. We  
74 estimated the mean differences among variants using a linear model with variant as a  
75 fixed effect (a mixed model with study as a random effect had weaker support; AIC:  
76 0.7). We used these variant-specific reduction in neutralizing antibody levels (relative to  
77 WT) and the neutralizing antibody levels for each vaccine relative to convalescent sera  
78 (4) to estimate a vaccine-variant specific relative neutralizing antibody titer ratio, NATR.

### 80 *VE against documented infection, symptomatic disease, and hospitalization*

81  
82 We collected data from the literature (including a systematic living review: (9)) on VE for  
83 COVID-19 and categorized each study by variant type (Alpha, Beta, Gamma, Delta) and  
84 endpoint (hospitalization, symptomatic disease, and documented infection). We  
85 excluded estimates where a dominant variant for the study period was not reported, or  
86 where two variants were circulating and no variant-specific estimate was provided.

87  
88 *Relationships between VE and neutralizing antibody titers by vaccine and variant*  
89

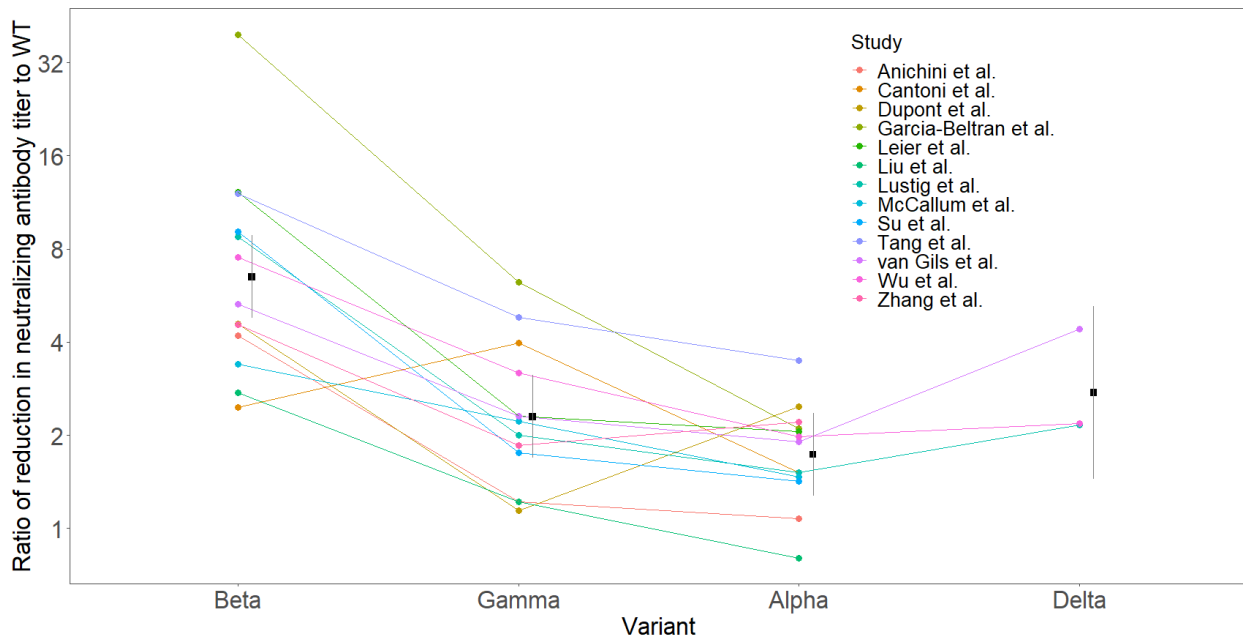
90 We used generalized linear models with a binomial distribution with a logit link to model  
91 the relationship between variant-specific reductions in neutralizing antibody titers and  
92 VE for each endpoint across all vaccines and variants for each endpoint. We used these  
93 relationships to estimate VE for three endpoints, documented infection, symptomatic  
94 disease, and hospitalization, for the Omicron variant, using a ~40-fold reduction in  
95 neutralizing antibody titers relative to WT (10-12). We also estimated VE for all  
96 infections and transmission given infection using previously identified relationships  
97 between VE and neutralizing antibody titers (5).

98  
99 All code and data to replicate the results can be found at  
100 <https://github.com/marmkilpatrick/New-Variant-VE>.

101  
102  
103 **Results**

104  
105 There was enormous variation in the ratios of neutralizing antibody titers to WT (5-10-  
106 fold), but variation among variants in normalized titers was much smaller (Fig 1).  
107 Neutralizing antibody titers relative to WT were 1.86-fold (95% CI: 1.3-2.4) lower for  
108 Alpha, 6.7-fold (95% CI: 5.0-9.1) lower for Beta, 2.3-fold (95% CI: 5.0-9.1) for Gamma,  
109 and 2.7-fold (95% CI: 2.7-5.1) lower for Delta (Fig 1).

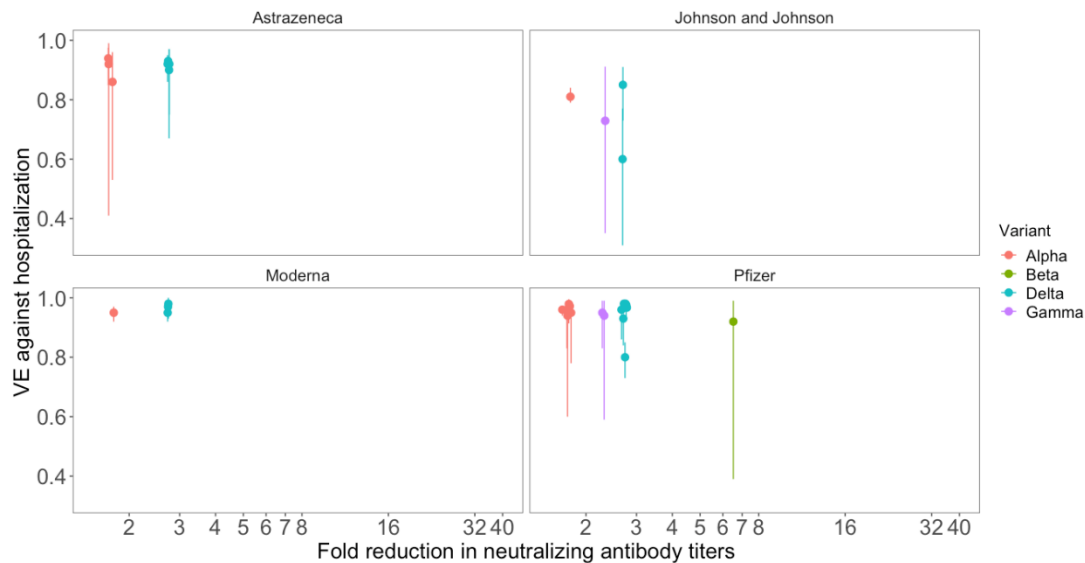
110  
111



112  
113 **Fig 1. Reduction in neutralizing antibody titers plotted against SARS-CoV-2**  
114 **variant. Each point and color show ratio from an individual study, and points from**  
115 **the same study are connected by lines. Black squares and error bars show the**

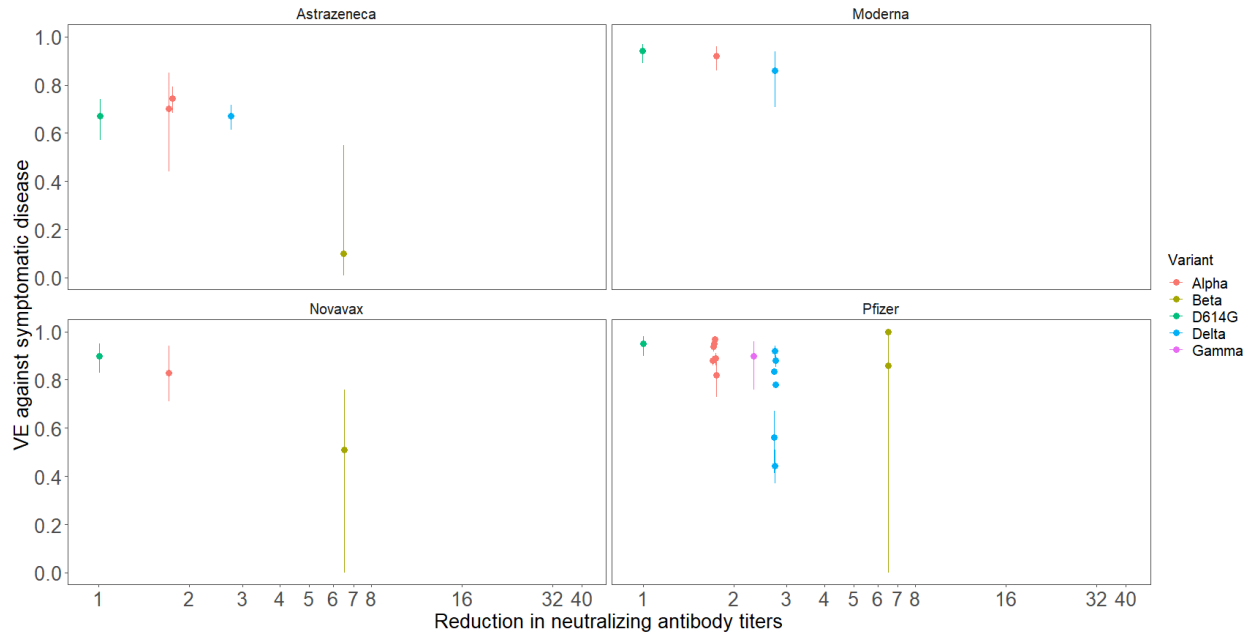
116 **mean and 95% confidence intervals for each variant. Means and 95% confidence**  
117 **intervals are 1.73 (95% CI 1.27-2.36) for Alpha, 6.50 (95% CI: 4.77-8.85) for Beta,**  
118 **2.74 (95% CI: 1.44-5.22) for Delta, and 2.30 (1.69-3.13) for Gamma.**

119  
120 There were VE estimates for five vaccines against 2 to 4 variants for hospitalization (Fig  
121 2), symptomatic disease (Fig 3), and documented infection (Fig 4). In some cases there  
122 was evidence for reductions in VE with decreasing neutralizing antibody titers, but for  
123 hospitalization and symptomatic disease endpoints the VE estimates for the variant with  
124 the largest reduction in neutralizing antibody titers (Beta) were highly uncertain,  
125 resulting in a vary narrow range of neutralizing antibody titers, and insufficient  
126 information to estimate the VE for Omicron based solely on comparisons within a  
127 vaccine across variants.  
128



129  
130 **Fig 2. VE against hospitalization plotted against variant-specific reductions in**  
131 **neutralizing antibody titers by vaccine. Each point (and 95% CI) represents a**  
132 **single estimate of VE for a single vaccine & virus variant from observational**  
133 **studies. Points have been jittered along the x-axis to facilitate presentation.**

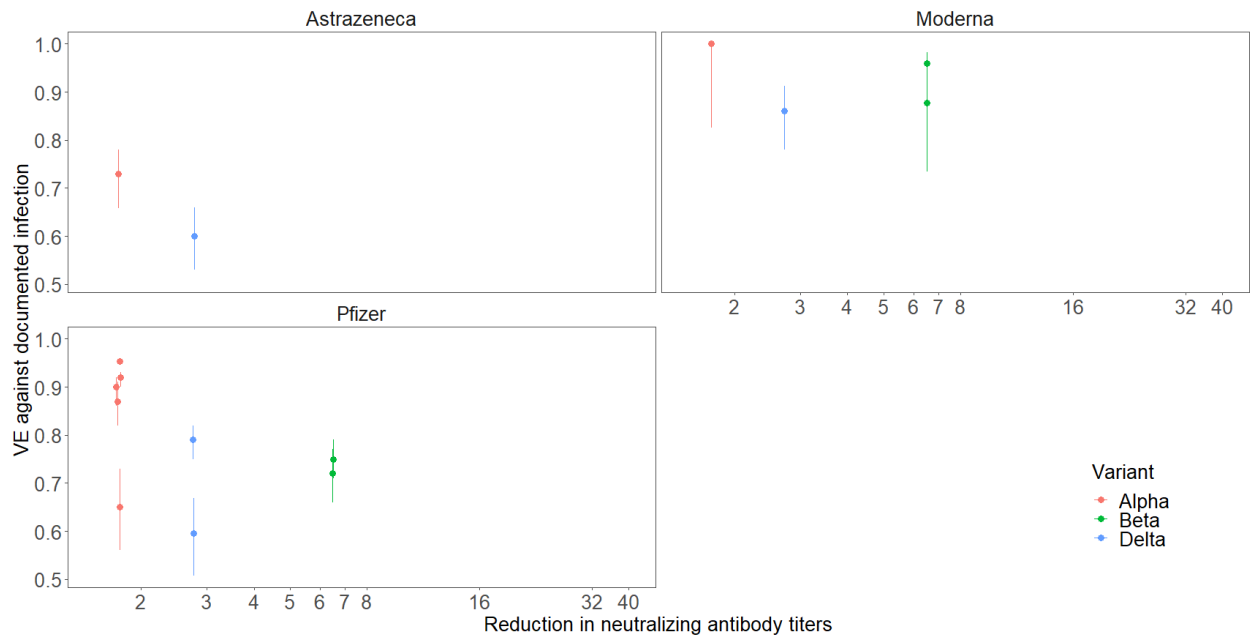
134



135

136 **Fig 3. VE against symptomatic disease plotted against variant-specific**  
137 **reductions in neutralizing antibody titers by vaccine. Each point (and 95% CI) represents a**  
138 **single estimate of VE for a single vaccine & virus variant from observational**  
139 **studies. Points have been jittered along the x-axis to facilitate presentation.**

140



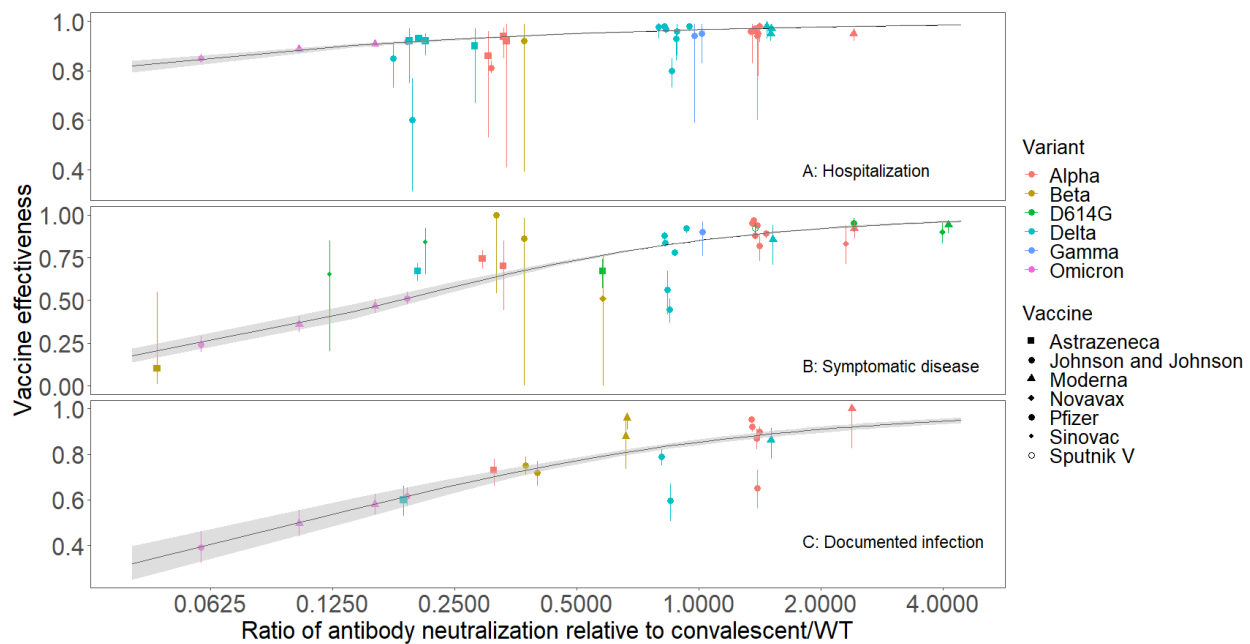
141

142 **Fig 4. VE against documented infection plotted against variant-specific**  
143 **reductions in neutralizing antibody titers by vaccine. Each point (and 95% CI)**  
144 **represents a single estimate of VE for a single vaccine & virus variant from**

145 **observational studies. Points have been jittered along the x-axis to facilitate**  
146 **presentation.**

147 When we analyzed variation in VE with neutralizing antibody titer ratios across both  
148 variants and vaccines there were strong relationships across a 30 to 110-fold range of  
149 neutralizing antibody titers for the three endpoints (Fig 5A-C). Estimated VE against  
150 hospitalization for Omicron was substantially lower than Delta, with relative risk (1-VE)  
151 increasing four to five-fold for both Pfizer and Moderna across all vaccination states  
152 (Table S3; Fig 6). For example, VE was estimated to be 96.3% (95% CI: 96.1-96.6)  
153 against the Delta variant for recently vaccinated Pfizer recipients but 84.9% (95% CI:  
154 83.0-86.6) against the Omicron variant (Table S3; Fig. 6). Waned VE was 88.8% (95%  
155 CI: 87.7-89.8) for Delta but dropped to an extrapolated 63.1% (95% CI: 56.9-68.9) w/  
156 Omicron. Fortunately, a third Pfizer dose reversed much of the loss in protection and  
157 increased VE to 91.7% (95% CI: 91.0-92.2) against Omicron, which was slightly higher  
158 than waned Pfizer VE against Delta (Fig 6). Relative patterns were similar for Moderna  
159 vaccinees, except VE was a bit higher than Pfizer for recently vaccinated and waned,  
160 but boosting was less effective, resulting in VE being similar for both Omicron and Delta  
161 for Pfizer and Moderna vaccinees (Fig 6).

162

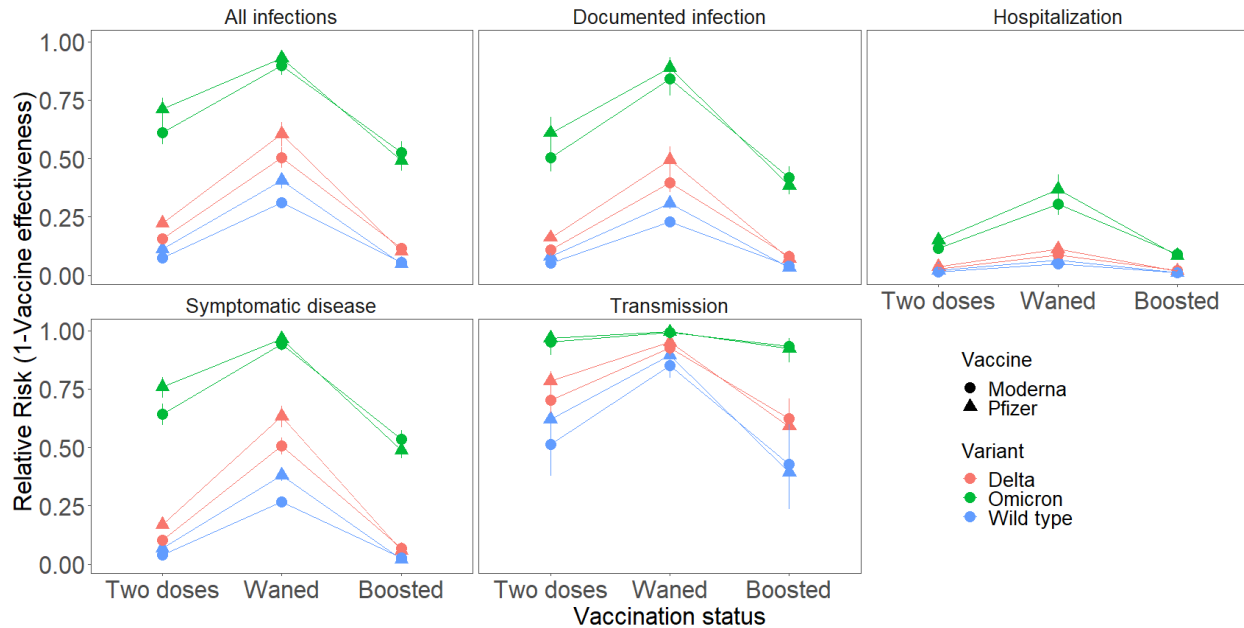


163

164 **Fig 5. VE against (A) hospitalization (B) symptomatic disease, and (C)**  
165 **documented infection, plotted against variant- and virus-specific neutralizing**  
166 **antibody titer ratios by vaccine. Each point (and 95% CI) represents a single**  
167 **estimate of VE for a single vaccine & virus variant from observational studies.**  
168 **Points have been jittered along the x-axis to facilitate presentation. Lines (and**  
169 **95% CI ribbons) show fitted logistic regression models (A:  $\text{logit}(\text{VE}_{\text{hosp.}}) =$**   
170  **$3.35 + 0.397 \cdot \log_2(\text{Neut Ab})$ ;  $P < 1 \times 10^{-16}$ ; B:  $\text{logit}(\text{VE}_{\text{hosp.}}) =$**   
171  **$1.74 + 0.708 \cdot \log_2(\text{Neut Ab})$ ;  $P < 1 \times 10^{-16}$ ; C:  $\text{logit}(\text{VE}_{\text{hosp.}}) =$**   
172  **$1.76 + 0.542 \cdot \log_2(\text{Neut Ab})$ ;  $P < 1 \times 10^{-16}$ ).**

172

173 Protection against symptomatic disease showed even larger declines. VE against  
174 symptomatic disease for waned neutralizing antibody titers (which were ~8-fold lower  
175 than titers in recently vaccinated individuals; (5)) with Pfizer or Moderna against  
176 Omicron were far lower than the range of our data and VE was near 0. For recently  
177 vaccinated or boosted vaccinees with Pfizer and Moderna, relative risk increased 4 to  
178 10-fold; e.g. VE was 83.1% (95% CI: 82.9-83.2) against Delta for recently vaccinated  
179 Pfizer recipients but only 21.4% (95% CI: 17.2-26.4) against Omicron (Fig. 2B). Similar  
180 reductions in protection were apparent for documented infections, all infections, and  
181 transmission given infection (Table S3).  
182



183  
184 **Fig 6. Estimated relative risk (1-VE) for five endpoints, two vaccines, and three**  
185 **variants for three vaccine statuses (shortly after vaccination(two doses), 6**  
186 **months (Waned), and shortly after a 3<sup>rd</sup> dose (Boosted)).**

## 187 188 Discussion

189  
190 The emergence and rapid growth of Omicron, a new variant of SARS-CoV-2 with  
191 numerous known and novel mutations in the spike protein, has created an urgent need  
192 to estimate the impact on protection from vaccines. The fastest way to assess immune  
193 escape is by measuring neutralizing antibody titers with sera from vaccinated  
194 individuals, but translating these data into estimates of VE across variants had yet to be  
195 done. We have shown that ratios of normalized neutralizing antibody titers (normalized  
196 to WT virus) among virus variants are moderately repeatable, despite single estimates  
197 of normalized neutralizing antibody titers vary over an order of magnitude. We also  
198 showed that VE vs hospitalization, symptomatic disease, and documented infection  
199 were strongly correlated with neutralizing antibody titer ratios across a 30 to 100 fold  
200 range of neutralizing antibody titers, but we had to use variation across both vaccines  
201 and variants to span a sizeable range of neutralizing antibody titer.  
202

203 We used these relationships to estimate VE for Omicron for vaccinees under a range of  
204 states (recently vaccinated, waned and boosted). The 40-fold estimated reduction in  
205 neutralizing antibody titers for Omicron increased the relative risk of hospitalization four  
206 to five-fold and increased the risk of symptomatic disease seven to ten-fold for mRNA  
207 vaccinees. In contrast, neutralizing antibody titers for individuals that were vaccinated  
208 with mRNA vaccines >4 months ago will have waned ~8-fold (5) and would now be so  
209 low for Omicron (~320-fold lower than recent vaccinees against WT) putting them  
210 outside the range of our data, and indicating very substantial reductions in VE for  
211 hospitalization, and nearly zero protection against symptomatic disease, and  
212 documented infection. Boosting neutralizing antibody titers with a third dose of mRNA  
213 vaccines increased titers substantially, especially compared to waned levels (5), and  
214 restored protection back to waned levels against the Delta variant.

215  
216 These results should be interpreted in the context of several important caveats. First,  
217 and foremost, neutralizing antibody titers are a surrogate for VE, and despite strong  
218 correlations between VE and neutralizing antibody titers (4-7), direct studies of VE are  
219 critical to determine the full extent of immune evasion of new variants. Specifically, our  
220 analyses assume that differences in disease severity of variants are correlated with  
221 differences in neutralizing antibody titers. Whether this will hold across the 40-fold  
222 reduction in neutralizing antibody titers is highly uncertain. Second, the extent of  
223 Omicron immune evasion is so large relative to previous variants (40-fold vs 7-fold for  
224 Beta), and VE estimates for the next most evasive variant, Beta, were so uncertain that  
225 we were unable to estimate vaccine-specific models to estimate VE for Omicron.  
226 Instead we assumed that differences in neutralizing antibody titers across vaccines and  
227 variants are suitable for estimating VE across variants. Third, the 40-fold reduction that  
228 we used for Omicron required extrapolation well outside of available data and prevented  
229 us from providing reliable VE estimates for Omicron for vaccinees with waned immunity.

230  
231 The Omicron variant of SARS-CoV-2 has grown rapidly in many countries. We have  
232 shown that the approximately 40-fold reduction in neutralizing antibody titers greatly  
233 erodes vaccine protection and increases the relative risk of infection and symptomatic  
234 disease more than four-fold and hospitalization two-fold. As a result, this variant is likely  
235 to spread much more quickly than the Delta variant, especially in highly immunized  
236 populations. The most promising tool to mitigate this reduction in protection is third  
237 doses.

238

239

## 240 **References**

- 241 1. Saad-Roy CM, Morris SE, Metcalf CJE, Mina MJ, Baker RE, Farrar J, et al. Epidemiological and  
242 evolutionary considerations of SARS-CoV-2 vaccine dosing regimes. *Science*. 2021;372(6540):363-70.
- 243 2. Wagner CE, Saad-Roy CM, Morris SE, Baker RE, Mina MJ, Farrar J, et al. Vaccine nationalism and  
244 the dynamics and control of SARS-CoV-2. *Science*. 2021;373(6562):eabj7364.
- 245 3. Sonabend R, Whittles LK, Imai N, Perez-Guzman PN, Knock ES, Rawson T, et al. Non-  
246 pharmaceutical interventions, vaccination, and the SARS-CoV-2 delta variant in England: a mathematical  
247 modelling study. *The Lancet*. 2021.



- 248 4. Khoury DS, Cromer D, Reynaldi A, Schlub TE, Wheatley AK, Juno JA, et al. Neutralizing antibody  
249 levels are highly predictive of immune protection from symptomatic SARS-CoV-2 infection. *Nat Med.*  
250 2021:1-7.
- 251 5. Gardner BJ, Kilpatrick AM. Third doses of COVID-19 vaccines reduce infection and transmission  
252 of SARS-CoV-2 and could prevent future surges in some populations: a modeling study. *medRxiv.*  
253 2021:2021.10.25.21265500.
- 254 6. Cohen JA, Stuart RM, Rosenfeld K, Lyons H, White M, Kerr CC, et al. Quantifying the role of  
255 naturally- and vaccine-derived neutralizing antibodies as a correlate of protection against COVID-19  
256 variants. *medRxiv.* 2021:2021.05.31.21258018.
- 257 7. van Gils MJ, Lavell AHA, van der Straten K, Appelman B, Bontjer I, Poniman M, et al. Four SARS-  
258 CoV-2 vaccines induce quantitatively different antibody responses against SARS-CoV-2 variants.  
259 *medRxiv.* 2021:2021.09.27.21264163.
- 260 8. Chen X, Chen Z, Azman AS, Sun R, Lu W, Zheng N, et al. Neutralizing antibodies against severe  
261 acute respiratory syndrome coronavirus 2 (SARS-CoV-2) variants induced by natural infection or  
262 vaccination: a systematic review and pooled analysis. *Clin Infect Dis.* 2021.
- 263 9. Higdon MM, Wahl B, Jones CB, Rosen JG, Truelove SA, Baidya A, et al. A systematic review of  
264 COVID-19 vaccine efficacy and effectiveness against SARS-CoV-2 infection and disease. *medRxiv.*  
265 2021:2021.09.17.21263549.
- 266 10. Cele S, Jackson L, Khan K, Khoury DS, Moyo-Gwete T, Tegally H, et al. SARS-CoV-2 Omicron has  
267 extensive but incomplete escape of Pfizer BNT162b2 elicited neutralization and requires ACE2 for  
268 infection. *medRxiv.* 2021:2021.12.08.21267417.
- 269 11. Sheward DJ, Kim C, Pankow A, Dopico XC, Martin D, Dillner J, et al. Preliminary Report - Early  
270 release, subject to modification Quantification of the neutralization resistance of the Omicron Variant of  
271 Concern. <https://drive.google.com/file/d/1CuxmNYj5cpluxWXhjjVmuDqntxXwlfXQ/view>. 2021.
- 272 12. Wilhelm A, Widera M, Grikscheit K, Toptan T, Schenk B, Pallas C, et al. Reduced Neutralization of  
273 SARS-CoV-2 Omicron Variant by Vaccine Sera and monoclonal antibodies. *medRxiv.*  
274 2021:2021.12.07.21267432.

275

276

277 **Supplemental Tables**

278 **Table S1. Ratio of neutralizing antibody titers relative to wild-type SARS-CoV-2,**  
 279 **obtainted from (8).**

Study (8)	Alpha	Beta	Delta	Gamma
Anichini et al.	1.1	4.2	-	1.2
Cantoni et al.	1.6, 1.5	1.5, 3.4	-	3.5, 4.4
Dupont et al.	2.8, 3, 2.2, 2.1, 1.8, 2.9	7.2, 5.3, 3.5, 2.7, 2.7,6.7	-	1.1, 1.2, 1.2, 1,1, 1.0, 1.2
Garcia-Beltran et al.	2.1	34.5, 41.2, 42.4	-	6.7
Leier et al.	2.6, 1.5	12.2	-	3.4, 1.3
Liu et al.	0.8	2.7	-	1.2
Lustig et al.	1.5	8.8	4.3	2
McCallum et al.	1.3, 1.2, 1.9	3.7, 2.1, 4.4	-	2.1,1.2, 3.3
Su et al.	1.4	9.1	-	1.8
Tang et al.	3.5	12.1	-	4.8
van Gils et al.	1.9	5.3	4.4	2.3
Wu et al. a	1.2, 2.8	6.8, 7.3, 8.4	3.3, 2.1, 1.1	3.2
Zhang et al.	2.2	4.6	-	1.9

280

281

282

**Table S2. Vaccine effectiveness estimates obtained from (9).**

Study	Country	Study design	Variant	History of COVID	Vaccine	Endpoint	VE	(95% CI)	Days post final dose	Effective sample size
Polinski et al.	USA	Retrospective	Alpha	Excluded	J&J	Hospitalization	0.81	(0.79-0.84)	14+	1000
Skowronski et al.	Canada	Test-Negative	Alpha	Excluded	Pfizer	Hospitalization	0.96	(0.83-0.99)	14+	30
Andrews et al.	England	Test-Negative	Alpha	Excluded	Pfizer	Hospitalization	0.979	(0.914-0.995)	14+	40
Andrews et al.	England	Test-Negative	Alpha	Excluded	Astrazeneca	Hospitalization	0.939	(0.849-0.975)	14+	62
Stowe	UK	Test-Negative	Alpha	Unknown	Pfizer	Hospitalization	0.95	(0.78-0.99)	14+	25
Stowe	UK	Test-Negative	Alpha	Unknown	Astrazeneca	Hospitalization	0.86	(0.53-0.96)	14+	10
Haas et al.	Israel	Retrospective	Alpha	Excluded	Pfizer	Hospitalization	0.972	(0.968-0.975)	7+	9400
Martinez-Bas	Spain	Prospective Cohort	Alpha	Excluded	Pfizer	Hospitalization	0.94	(0.6-0.99)	14+	7

Nasreen et al.	Canada	Test-Negative	Alpha	Excluded	Pfizer	Hospitalization or Death	0.96	(0.92-0.97)	14+	700
Nasreen et al.	Canada	Test-Negative	Alpha	Excluded	Moderna	Hospitalization or Death	0.95	(0.41-0.99)	14+	300
Nasreen et al.	Canada	Test-Negative	Alpha	Excluded	Astrazeneca	Hospitalization or Death	0.92	(0.967-0.972)	14+	4
Haas et al.	Israel	Retrospective cohort	Alpha	Excluded	Pfizer	Symptomatic disease	0.97	(0.73-0.88)	7+	1760
Martinez-Bas et al.	Spain	Prospective cohort	Alpha	Excluded	Pfizer	Symptomatic disease	0.82	(0.86-0.9)	14+	109
Nasreen et al.	Canada	Test-Negative	Alpha	Excluded	Pfizer	Symptomatic disease	0.88	(0.916-0.953)	14+	900
Lopez-Bernal et al.	UK	Test-Negative	Alpha	Excluded	Pfizer	Symptomatic disease	0.937	(0.938-0.959)	14+	693
Andrews et al.	England	Test-Negative	Alpha	Excluded	Pfizer	Symptomatic disease	0.95	(0.39-0.99)	14+	1800
Nasreen et al.	Canada	Test-Negative	Beta	Excluded	Pfizer	Hospitalization or Death	0.92	(0.86-0.99)	14+	4
Nasreen et al.	Canada	Test-Negative	Beta	Excluded	Pfizer	Symptomatic disease	0.86	(0.75-0.97)	14+	1

Polinski et al.	USA	Retrospective	Delta	Excluded	J&J	Hospitalization	0.85	(0.949-0.957)	14+	65
Grannis et al.	USA	Test-Negative	Delta	Included	J&J	Hospitalization	0.6	(0.9-0.93)	14+	11
Grannis et al.	USA	Test-Negative	Delta	Included	Pfizer	Hospitalization	0.8	(0.86-0.92)	14+	190
Grannis et al.	USA	Test-Negative	Delta	Included	Moderna	Hospitalization	0.95	(0.82-0.91)	14+	300
Skowronski et al.	Canada	Test-Negative	Delta	Excluded	Pfizer	Hospitalization	0.98	(0.66-0.78)	14+	3230
Skowronski et al.	Canada	Test-Negative	Delta	Excluded	Moderna	Hospitalization	0.97	(0.56-0.73)	14+	1200
Skowronski et al.	Canada	Test-Negative	Delta	Excluded	Astrazeneca	Hospitalization	0.92	(0.909-0.982)	14+	160
Andrews et al.	England	Test-Negative	Delta	Excluded	Pfizer	Hospitalization	0.967	(0.734-0.955)	14+	8500
Andrews et al.	England	Test-Negative	Delta	Excluded	Astrazeneca	Hospitalization	0.93	(0.71-0.79)	14+	8000
Tartof et al.	USA	Retrospective	Delta	Included	Pfizer	Hospitalization	0.93	(0.66-0.77)	7+	80

Bruxvoort et al.	USA	Test-Negative	Delta	Unknown	Pfizer	Hospitalization	0.976	(0.414-0.672)	14+	100
Stowe	UK	Test-Negative	Delta	Unknown	Pfizer	Hospitalization	0.96	(0.78-0.913)	14+	40
Stowe	UK	Test-Negative	Delta	Unknown	Astrazeneca	Hospitalization	0.92	(0.75-0.82)	14+	25
Nasreen et al.	Canada	Test-Negative	Delta	Excluded	Pfizer	Hospitalization or Death	0.98	(0.53-0.66)	14+	400
Nasreen et al.	Canada	Test-Negative	Delta	Excluded	Moderna	Hospitalization or Death	0.98	(0.507-0.669)	14+	100
Nasreen et al.	Canada	Test-Negative	Delta	Excluded	Astrazeneca	Hospitalization or Death	0.9	(0.71-0.94)	14+	15
Nasreen et al.	Canada	Test-Negative	Delta	Excluded	Pfizer	Symptomatic disease	0.92	(0.44-0.85)	14+	485
Lopez-Bernal et al.	UK	Test-Negative	Delta	Excluded	Pfizer	Symptomatic disease	0.88	(0.54-1)	14+	715
Tang et al.	Qatar	Test-Negative	Delta	Included	Pfizer	Symptomatic disease	0.444	(0.41-0.79)	14+	205
Andrews et al.	England	Test-Negative	Delta	Excluded	Pfizer	Symptomatic disease	0.835	(0-0.76)	14+	235000

Nordstrom et al.	Sweden	Retrospective cohort	Delta	Excluded	Pfizer	Symptomatic disease	0.78	(-0.77-0.55)	14+	26500
Skowronski et al.	Canada	Test-Negative	Gamma	Excluded	Pfizer	Hospitalization	0.95	(0.86-0.95)	14+	30
Ranzani et al.	Brazil	Test-Negative	Gamma	Excluded	J&J	Hospitalization	0.729	0.351	28+	
Nasreen et al.	Canada	Test-Negative	Gamma	Excluded	Pfizer	Hospitalization or Death	0.94	0.59	14+	7
Nasreen et al.	Canada	Test-Negative	Gamma	Excluded	Pfizer	Symptomatic disease	0.9	0.76	14+	50
Nasreen	Canada	Test negative case-control	Alpha	unknown	Moderna	Symptomatic disease	0.92	(0-0.98)	7+	127
Nasreen	Canada	Test negative case-control	Alpha	unknown	Pfizer	Symptomatic disease	0.89	(0.73-0.91)	7+	600
Lopez Bernal <sup>2</sup>	UK	Test negative case-control	Alpha	excluded	Astrazeneca	Symptomatic disease	0.745	(0.73-0.85)	14+	262
Chemaitelly	Qatar	Retrospective cohort	Alpha	excluded	Moderna	infection	1	(0.97-0.98)	14+	19
Haas	Israel	Retrospective cohort	Alpha	excluded	Pfizer	infection	0.953	(0.96-0.98)	>7	8976
Sheikh	Scotland	Test negative case-control	Alpha	unknown	Pfizer	infection	0.92	(0.86-0.95)	14+	1191

Abu-Raddad	Qatar	Test negative case-control	Alpha	unknown	Pfizer	infection	0.9	(0.963-0.97)	>14	385
Abu-Raddad	Qatar	Retrospective cohort	Alpha	unknown	Pfizer	infection	0.87	(0.924-0.935)	>14	209
Sheikh	Scotland	Test negative case-control	Alpha	unknown	Astrazeneca	infection	0.73	(0.84-0.96)	14+	223
Martinez-Baz	Spain	Prospective cohort	Alpha	excluded	Pfizer	infection	0.65	(0.928-0.992)	14+	126
Chemaitelly	Qatar	Test negative case-control	Beta	unknown	Moderna	infection	0.96	(0.853-0.901)	14+	122
Chemaitelly	Qatar	Retrospective cohort	Beta	excluded	Moderna	infection	0.878	(0.37-0.509)	14+	41
Abu-Raddad	Qatar	Test negative case-control	Beta	unknown	Pfizer	infection	0.75	(0.833-0.836)	>14	459
Abu-Raddad	Qatar	Retrospective cohort	Beta	unknown	Pfizer	infection	0.72	(0.78-0.79)	>14	261
Tang	Qatar	Test negative case-control	Delta	included	Moderna	Symptomatic disease	0.858	(0.55-0.75)	14+	39
Lopez Bernal <sup>2</sup>	UK	Test negative case-control	Delta	excluded	Astrazeneca	Symptomatic disease	0.67	(0.57-0.74)	14+	314



Tang	Qatar	Test negative case-control	Delta	included	Pfizer	Symptomatic disease	0.561	(0.65-0.92)	14+	55
Tang	Qatar	Test negative case-control	Delta	included	Moderna	infection	0.861	(0.2-0.85)	14+	117
Sheikh	Scotland	Test negative case-control	Delta	unknown	Pfizer	infection	0.79	(0.89-0.97)	14+	520
Sheikh	Scotland	Test negative case-control	Delta	unknown	Astrazeneca	infection	0.6	(0.83-0.95)	14+	233
Tang	Qatar	Test negative case-control	Delta	included	Pfizer	infection	0.596	(0.9-0.98)	14+	148
Heath	UK	Clinical Trial	Alpha	unknown	Novavax	Symptomatic disease	0.83	(0.31-0.77)	7+	40
Emary	UK	Clinical Trial	Alpha	unknown	Astrazeneca	Symptomatic disease	0.7	(0.92-0.97)	14+	24
Thomas	South Africa	Clinical Trial	Beta	unknown	Pfizer	Symptomatic disease	1	(0.96-0.99)	7+	6
Sadoff	South Africa	Clinical Trial	Beta	unknown	J&J	Symptomatic disease	0.64	(0.93-1)	28+	26
Shinde	South Africa	Clinical Trial	Beta	unknown	Novavax	Symptomatic disease	0.51	(0.67-0.97)	7+	6

Madhi	South Africa	Clinical Trial	Beta	unknown	Astrazeneca	Symptomatic disease	0.1	(0.89-0.94)	14+	1
Sadoff	Global	Clinical Trial	D614G	unknown	J&J	Symptomatic disease	0.66	(0.83-0.99)	28+	91
Voysey	Global	Clinical Trial	D614G	unknown	Astrazeneca	Symptomatic disease	0.67	(0.351-0.911)	14+	123
Tanriover	Turkey	Clinical Trial	D614G	unknown	Sinovac	Symptomatic disease	0.84	(0.59-0.99)	14+	30
Soeriaatmadja	Indonesia	Clinical Trial	D614G	unknown	Sinovac	Symptomatic disease	0.65	(0.76-0.96)	14+	9
Baden	USA	Clinical Trial	D614G	unknown	Moderna	Symptomatic disease	0.94	(0.86-0.96)	14+	134
Novavax	USA, Mexico	Clinical Trial	D614G	unknown	Novavax	Symptomatic disease	0.9	(0.86-0.91)	7+	103
Polack	Global	Clinical Trial	D614G	unknown	Pfizer	Symptomatic disease	0.95	(0.684-0.794)	7+	200
Logunov	Russia	Clinical Trial	D614G	unknown	Sputnik V	Symptomatic disease	0.92	(0.825-1)	21+	140

**Table S3. Predicted VE values for Delta and Omicron variants by vaccine, vaccination status (two-dose, waned, or boosted), and endpoint (“All infections” and “Transmission” are based on analyses from (5); all others are from Figure 5). Rows in italics are substantial extrapolations beyond the range of neutralizing antibody data and should be interpreted with extreme caution.**

Vaccine	Endpoint	Variant	Dose	VE (95% CI)
<i>Pfizer</i>	<i>All infections</i>	<i>Delta</i>	<i>Waned</i>	<i>39.6 (34.6-44.8)</i>
Pfizer	All infections	Delta	Two dose	77.7 (76.4-78.9)
Pfizer	All infections	Delta	Boosted	89.9 (89.1-90.6)
<i>Moderna</i>	<i>All infections</i>	<i>Delta</i>	<i>Waned</i>	<i>49.6 (45.3-54)</i>
Moderna	All infections	Delta	Two dose	84.4 (83.6-85.2)
Moderna	All infections	Delta	Boosted	88.5 (87.7-89.2)
<i>Pfizer</i>	<i>All infections</i>	<i>Omicron</i>	<i>Waned</i>	<i>7.1 (4.8-10.5)</i>
Pfizer	All infections	Omicron	Two dose	29. (24-34.6)
Pfizer	All infections	Omicron	Boosted	51 (46.7-55.2)
<i>Moderna</i>	<i>All infections</i>	<i>Omicron</i>	<i>Waned</i>	<i>10.4 (7.3-14.5)</i>
Moderna	All infections	Omicron	Two dose	38.9 (33.9-44.1)
Moderna	All infections	Omicron	Boosted	47.3 (42.8-51.9)
Pfizer	Documented infection	Delta	Waned	50.5 (44.8-56.2)
Pfizer	Documented infection	Delta	Two dose	83.9 (82.6-85.1)
Pfizer	Documented infection	Delta	Boosted	92.8 (91.4-94)
Moderna	Documented infection	Delta	Waned	60.3 (56.1-64.4)
Moderna	Documented infection	Delta	Two dose	88.9 (87.6-90.2)

Moderna	Documented infection	Delta	Boosted	91.8 (90.4-93.1)
<i>Pfizer</i>	<i>Documented infection</i>	<i>Omicron</i>	<i>Waned</i>	<i>11.2 (6.8-17.8)</i>
Pfizer	Documented infection	Omicron	Two dose	39.1 (32.3-46.3)
Pfizer	Documented infection	Omicron	Boosted	61.5 (57.5-65.4)
<i>Moderna</i>	<i>Documented infection</i>	<i>Omicron</i>	<i>Waned</i>	<i>15.7 (10.4-23.2)</i>
Moderna	Documented infection	Omicron	Two dose	49.8 (44-55.6)
Moderna	Documented infection	Omicron	Boosted	58.1 (53.5-62.6)
Pfizer	Hospitalization	Delta	Waned	88.8 (87.7-89.8)
Pfizer	Hospitalization	Delta	Two dose	96.3 (96.1-96.5)
Pfizer	Hospitalization	Delta	Boosted	98.1 (97.8-98.3)
Moderna	Hospitalization	Delta	Waned	91.4 (90.7-92)
Moderna	Hospitalization	Delta	Two dose	97.3 (97.1-97.5)
Moderna	Hospitalization	Delta	Boosted	97.9 (97.6-98.1)
<i>Pfizer</i>	<i>Hospitalization</i>	<i>Omicron</i>	<i>Waned</i>	<i>63.1 (56.9-68.9)</i>
Pfizer	Hospitalization	Omicron	Two dose	85 (83.1-86.6)
Pfizer	Hospitalization	Omicron	Boosted	91.7 (91.1-92.3)
<i>Moderna</i>	<i>Hospitalization</i>	<i>Omicron</i>	<i>Waned</i>	<i>69.6 (64.6-74.2)</i>
Moderna	Hospitalization	Omicron	Two dose	88.6 (87.5-89.6)
Moderna	Hospitalization	Omicron	Boosted	90.9 (90.1-91.5)
Pfizer	Symptomatic disease	Delta	Waned	36.8 (32.4-41.5)

Pfizer	Symptomatic disease	Delta	Two dose	83.1 (82.9-83.2)
Pfizer	Symptomatic disease	Delta	Boosted	94.2 (93.6-94.7)
Moderna	Symptomatic disease	Delta	Waned	49.5 (45.8-53.2)
Moderna	Symptomatic disease	Delta	Two dose	89.6 (89.1-90.1)
Moderna	Symptomatic disease	Delta	Boosted	93.1 (92.5-93.6)
<i>Pfizer</i>	<i>Symptomatic disease</i>	<i>Omicron</i>	<i>Waned</i>	<i>3.6 (2.4-5.6)</i>
Pfizer	Symptomatic disease	Omicron	Two dose	24.1 (19.9-29.)
Pfizer	Symptomatic disease	Omicron	Boosted	51.2 (47.7-54.7)
<i>Moderna</i>	<i>Symptomatic disease</i>	<i>Omicron</i>	<i>Waned</i>	<i>6 (4.1-8.6)</i>
Moderna	Symptomatic disease	Omicron	Two dose	35.9 (31.5-40.6)
Moderna	Symptomatic disease	Omicron	Boosted	46.6 (42.7-50.5)
Pfizer	Transmission	Delta	Waned	5 (2.2-10.9)
Pfizer	Transmission	Delta	Two dose	21.6 (17.5-26.4)
Pfizer	Transmission	Delta	Boosted	41 (31.1-51.6)
Moderna	Transmission	Delta	Waned	7.3 (3.9-13.3)
Moderna	Transmission	Delta	Two dose	30 (24.3-36.3)
Moderna	Transmission	Delta	Boosted	37.6 (29.1-46.8)
<i>Pfizer</i>	<i>Transmission</i>	<i>Omicron</i>	<i>Waned</i>	<i>0.6 (0.1-3.5)</i>
Pfizer	Transmission	Omicron	Two dose	3.2 (1.2-8.5)
Pfizer	Transmission	Omicron	Boosted	7.7 (4.2-13.7)
<i>Moderna</i>	<i>Transmission</i>	<i>Omicron</i>	<i>Waned</i>	<i>0.9 (0.2-4.4)</i>

It is made available under a [CC-BY-NC-ND 4.0 International license](#) .

Moderna	Transmission	Omicron	Two dose	4.9 (2.1-10.7)
Moderna	Transmission	Omicron	Boosted	6.7 (3.4-12.7)