

Unexposed populations and potential COVID-19 burden in European countries

Lloyd A C Chapman^{1,2}, Rosanna C Barnard^{1,2*}, Timothy W Russell^{1,2*}, Sam Abbott^{1,2*}, Kevin Van Zandvoort^{1,2}, Nicholas G Davies^{1,2}, Adam J Kucharski^{1,2}

¹Centre for Mathematical Modelling of Infectious Diseases, London School of Hygiene and Tropical Medicine, London, United Kingdom

²Department of Infectious Disease Epidemiology, Faculty of Epidemiology and Population Health, London School of Hygiene and Tropical Medicine, London, United Kingdom

*These authors contributed equally to this manuscript

Corresponding author: Lloyd Chapman (lloyd.chapman1@lshtm.ac.uk)

We estimate the potential remaining COVID-19 burden in 19 European countries by estimating the proportion of each country's population that has acquired immunity to severe disease through infection or vaccination. Our results suggest that many European countries could still face a substantial burden of hospitalisations and deaths, particularly those with lower vaccine coverage, less historical transmission, and/or older populations. Continued non-pharmaceutical interventions and efforts to achieve high vaccine coverage are required in these countries to limit severe COVID-19 outcomes.

Although many European countries have experienced high burdens of COVID-19 and have been able to vaccinate a large proportion of their inhabitants, there is considerable variation in historical burden between countries and therefore in the proportion of their populations with naturally-acquired immunity. In addition, the pace of vaccination has slowed recently in many countries and uptake in younger age groups has been lower than in older age groups. Coupled with the emergence of the more transmissible Delta variant and its AY.4.2 sub-lineage, which currently available vaccines are less effective against, this leaves the potential for a considerable remaining burden of COVID-19 for many countries. Furthermore, the question of when COVID-19 will transition from being epidemic to endemic has recently arisen (1,2). A functional definition for the start of the transition to endemicity is the point at which everyone in the population has either been infected or vaccinated. To provide insight into these issues we estimate the proportion of the population that is both unvaccinated and unexposed and introduce a metric to quantify and compare the potential remaining burden of COVID-19 across countries, accounting for variation in historical burden, vaccine effectiveness and population age structure between countries.

Determinants of remaining burden

The potential remaining COVID-19 burden in a country depends on several factors, but the key determinants are: (i) the proportion of each age group in the population with naturally-acquired immunity, (ii) the proportion of each age group with vaccine-induced immunity, and (iii) the age structure of the population, which determines the population-level risk of severe COVID-19 outcomes (hospitalisation/death). Estimating the level of naturally-acquired immunity in the population from case incidence data is difficult due to variation in reporting levels over the course of the pandemic and across countries. With reliably reported death time series and high-quality estimates of the infection fatality rate (IFR), infection time series can in principle be inferred by deconvolving the death time series and scaling it by the inverse of the IFR (3,4). However, since vaccination reduces the risk of death given SARS-CoV-2 infection and most countries have followed an age-based vaccine rollout, the IFR for COVID-19 has varied asynchronously between age groups over time, and this needs to be accounted for in the calculation. We therefore use age-stratified death (5,6) and vaccination (7) data to infer age-stratified infection time series, accounting for the impact of vaccination on the IFR for each age group over time.

Vaccination and the infection fatality rate

COVID-19 vaccines have been shown to offer strong protection against disease, hospitalisation and death, but weaker protection against infection (8,9). Their efficacy against different outcomes also varies according to vaccine type, dose and virus variant (8). Thus, as vaccination coverage has increased (Figure 1A), the overall IFR has decreased, but in a way that depends on the speed and composition of the vaccine rollout (by age and vaccine product) and the changing proportions of different SARS-CoV-2 variants. We account for the varying impacts of vaccination on different disease outcomes by estimating the overall time-varying IFR for each age group for each country as a weighted average of the IFR for unvaccinated individuals and that for vaccinated individuals, averaging the efficacies of different vaccine types and doses against different outcomes for the different circulating variants according to their relative proportions in each country (see Supplement). This gives the overall country-level IFRs shown in Figure 1B. The pattern of decrease in the IFR is similar for most countries in Europe, except England and Romania, where respectively earlier and slower vaccine rollouts have led to earlier and slower declines, and the overall pre-vaccination IFR was higher (close to 1% vs an average of 0.8%) for countries with older populations, such as Italy and Portugal.

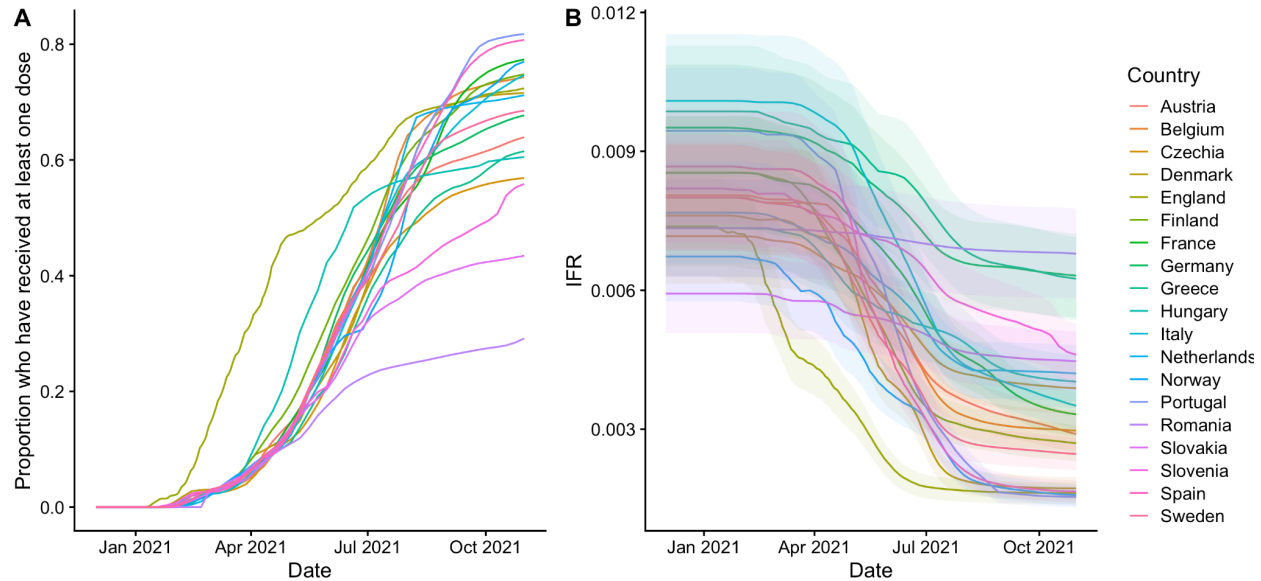


Figure 1. (A) Overall first-dose vaccine coverage over time since 1st December 2020 in 19 European countries and (B) corresponding population-weighted average infection fatality rates (IFR) over time. Shaded bands in (B) show 95% credible intervals based on a truncated normal approximation to posterior distribution of IFR in (10). See Supplementary Figure S1 for vaccine coverage and IFR over time by age group for each country.

Historical burden and naturally-acquired immunity

Using the age- and time-dependent IFR for each country (Supplementary Figure S1) we infer age-stratified infection time series from age-stratified death time series (11,12) for each country (Figure 2A), and from these calculate the cumulative proportion of (unvaccinated and vaccinated) individuals who have been infected and therefore have some degree of immunity. We make the simplifying assumption that naturally-acquired and vaccine-induced immunity do not wane, given the relatively slow waning of immunity suggested by current evidence (13), and assume complete cross-protection between different variants, given limited observation of immune escape for the Alpha and Delta variants (14). We find considerable variation in the estimated proportion of the population with naturally-acquired immunity between countries, ranging from 3.0% (95% credible interval (CI) 2.0-5.2%) in Norway over the whole population to 70% (95% CI 61-84%) in Romania.

It is made available under a [CC-BY-NC-ND 4.0 International license](https://creativecommons.org/licenses/by-nc-nd/4.0/).

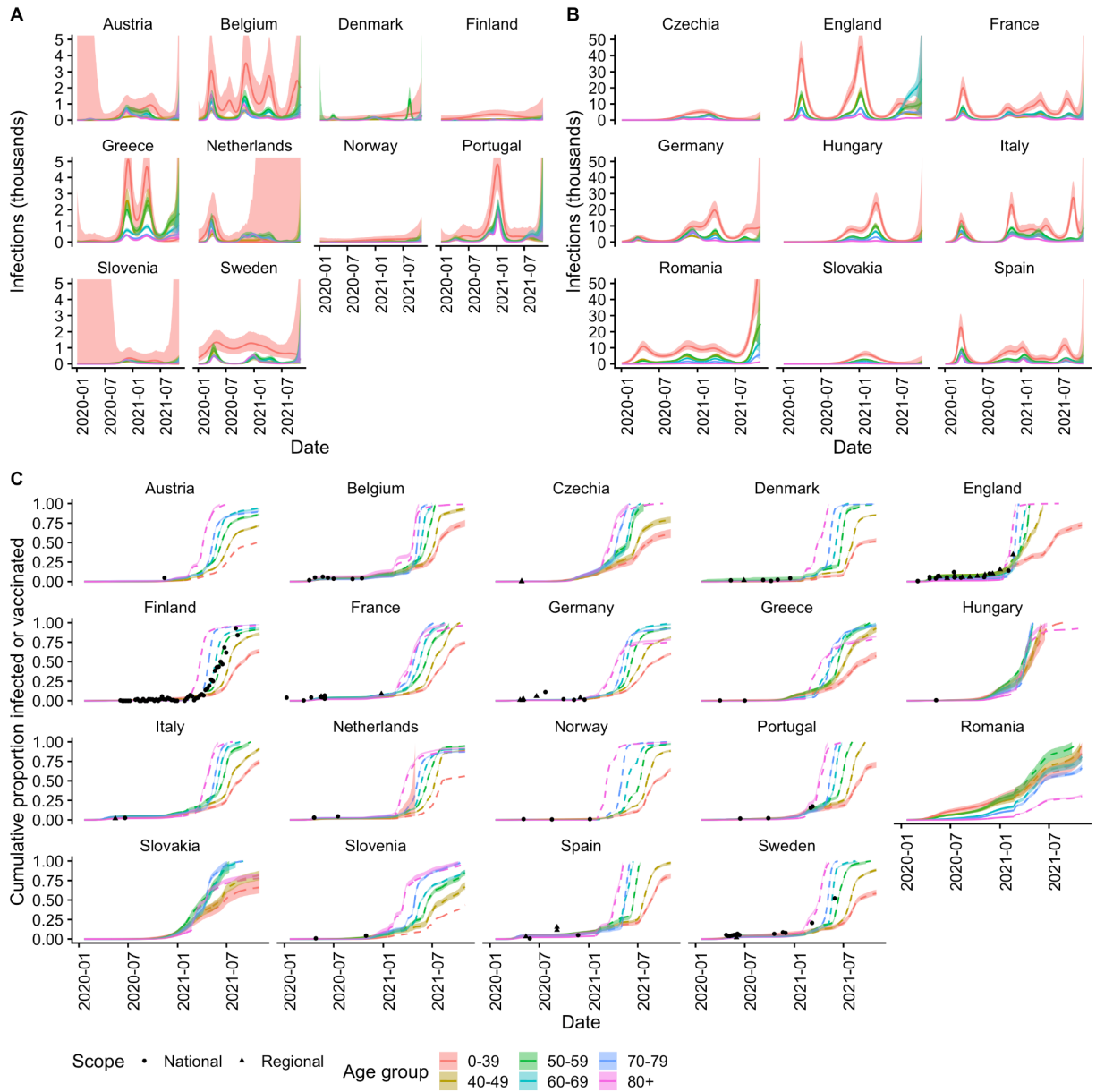


Figure 2. (A)-(B) Inferred age-stratified infection time series from age-stratified death time series (Supplementary Figure 2) for countries with (A) <1 million and (B) ≥1 million estimated cumulative infections. (C) Cumulative proportion infected or vaccinated against seroprevalence estimates from serological surveys in the SeroTracker database (15). Solid lines and shaded bands show maximum a posteriori estimates and 95% credible intervals for inferred infections; dashed lines in (B) show where vaccination has contributed to immunity; points in (B) show central estimates from seroprevalence surveys plotted at the mid-point of the survey period, with geographic scope as shown in the legend. Estimated cumulative infection counts are shifted 18 days later in (B) to account for the delay between infection and seroconversion (16).

Vaccine-induced immunity and breakthrough infections

To calculate the proportion of the population with immunity acquired through infection or vaccination, *or both*, it is necessary to estimate the proportion of infections that are breakthrough infections, i.e. among vaccinees, to avoid double counting these individuals when tallying the overall number with immunity. Assuming that vaccine-induced immunity, like naturally-acquired immunity, wanes slowly (13) and that vaccine rollout occurred sufficiently early and quickly in most European countries that the number of vaccinated individuals rapidly dominated the number previously infected, the proportion of infections that are breakthrough infections can be approximated via the relationship between vaccine efficacy against infection and the proportion of infections amongst vaccinated individuals from the “screening method” for calculating vaccine efficacy (17) (see Supplement). This approach suggests that in many countries there are very few or no individuals in older age groups (40+ yrs) who are both unvaccinated and unexposed (Figure 2B and Figure 3A), and that the majority of unexposed unvaccinated individuals are in younger age groups (<40 yrs), with the overall proportion of unvaccinated and unexposed individuals varying from 0% (95% CI 0-1%) in Hungary to 31% (95% CI 8-34%) in Slovenia.

Ethical statement

Ethical approval was not necessary for this modelling study as the analysis uses only publicly available aggregated secondary data.

Remaining hospitalisations and deaths

Having estimated the remaining number of unvaccinated and unexposed individuals in each age group in each country, we calculate the potential remaining COVID-19 burden as the number of hospitalisations/deaths that would occur per 100,000 individuals if the entire population were to be (re-)exposed now (Figure 3). In other words, the burden if all unexposed and unvaccinated individuals were infected and a proportion of vaccinated individuals and previously infected individuals were infected dependent on the protection against infection afforded by vaccination/previous infection. This corresponds to the maximum potential short-term burden of hospitalisations and deaths as it does not account for waning of immunity, population growth or potential emergence of immune escape variants, and assumes that vaccine coverage, the infection hospitalisation rate (IHR) and the IFR stay at their current levels (Figure 1 and Supplementary Figure S1).

It is made available under a [CC-BY-NC-ND 4.0 International license](https://creativecommons.org/licenses/by-nc-nd/4.0/).

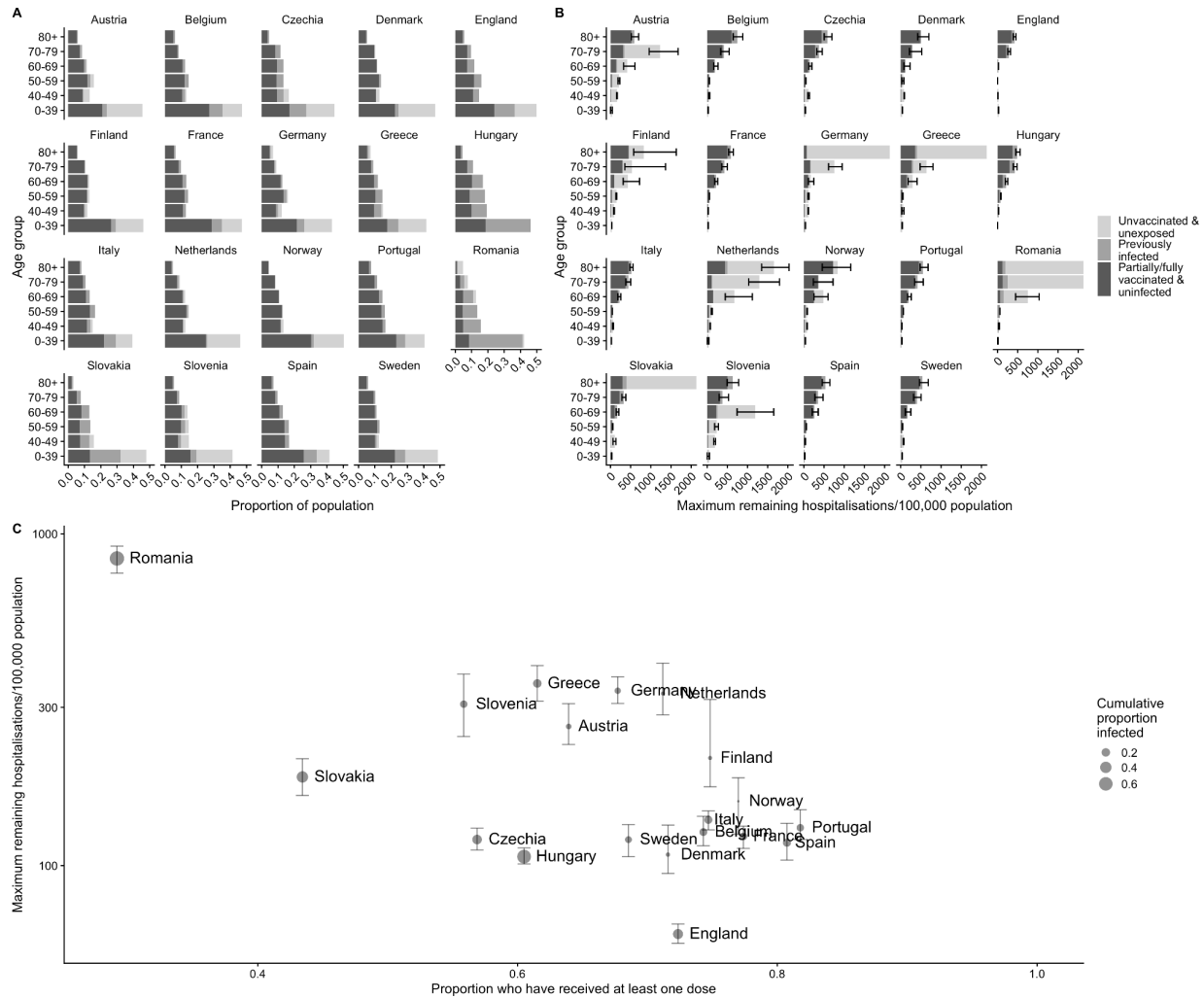


Figure 3. (A) Population pyramids showing the proportions of each age group in each country that are partially/fully vaccinated (and not previously infected), previously infected, and unvaccinated and unexposed. (B) Estimated maximum remaining hospitalisations per 100,000 population by age group, country and vaccination status (assuming no waning of immunity or emergence of immune escape variants), and (C) relationship between overall remaining hospitalisations per 100,000 population and proportion who have received at least one vaccine dose across countries. Note upper limit of horizontal axis in (B) has been truncated to ensure differences between countries remain visible and vertical axis in (C) is on log scale. See Supplementary Figure S3 for pattern of maximum remaining deaths by age and country and its relationship with vaccine coverage, and Supplementary Figure S4 for the relationship between remaining hospitalisations and deaths and population age structure.

The estimated maximum overall remaining hospitalisations per 100,000 individuals ranges widely across countries, from 62 (95% CI 58-67) in England to 840 (95% CI 760-920) in Romania (Figure 3C). This reflects the combination of high vaccine coverage and high prior levels of exposure in England and the low vaccine coverage, particularly among older

individuals, in Romania than other countries (Figure 3A). In absolute terms, the estimated maximum number of remaining hospitalisations ranges from 6,300 (95% CI 5,500-7,700) for Denmark to 280,000 (95% CI 260,000-310,000) for Germany. The comparative pattern of maximum remaining COVID-19 deaths across countries is similar (Supplementary Figure S3), given the strong influence of age on the IFR as well as the IHR (10,18), with the burden of deaths per 100,000 people ranging from 19 (95% CI 18-20) for England to 360 (95% CI 330-380) for Romania, and absolute numbers of deaths ranging from 1,200 (95% CI 1,000-1,400) for Slovenia to 115,000 (95% CI 104,000-129,000) for Germany. Aside from Romania, where vaccine coverage is low, countries with a combination of lower vaccine coverage among older age groups, relatively low prior exposure and older populations (Austria, Finland, Germany, Greece, the Netherlands, Slovenia) have the highest maximum remaining burdens (Figure 3C and Supplementary Figure S4), as they have the potential to experience much higher numbers of hospitalisations and deaths among the elderly than countries with younger populations and high coverage in older age groups.

Discussion and conclusion

Our results suggest that the potential remaining burden of COVID-19 hospitalisations and deaths across the 19 European countries considered is substantial, amounting to over 900,000 hospitalisations and 300,000 deaths, and that it varies considerably between countries, with countries that have experienced less transmission so far, have lower vaccine coverage and/or have older populations having much higher potential outstanding burdens. These estimates represent an upper bound on the short-term burden that could theoretically occur from a complete lifting of non-pharmaceutical interventions and return to pre-pandemic contact levels. We do not consider longer-term burden, as this would depend on the impact of waning immunity on severe disease, which remains to be established (13), and would also be influenced by susceptible individuals being replenished through births. Continued non-pharmaceutical interventions and efforts to achieve high vaccine coverage are therefore required in the short term in these countries to limit severe COVID-19 outcomes. Exactly how transmission dynamics evolve in different countries in the longer term will depend on local policies, and this will be explored through more detailed modelling building on this analysis.

Acknowledgements

We gratefully acknowledge the GISAID initiative and all the authors from the originating laboratories where genetic sequence data were generated for sharing such data through GISAID, and enabling the estimation of SARS-CoV-2 variant proportions in this work.

LACC is grateful to Marinella Capriati and Carl Pearson of the London School of Hygiene and Tropical Medicine for helpful discussions.

Funding: This work was funded by the National Institute for Health Research (NIHR) (NIHR200908) and the Wellcome Trust (206250/Z/17/Z) (LACC, TWR, AJK). The work was

partly supported by funding from the European Union's Horizon 2020 research and innovation programme - project EpiPose (101003688: RCB); the FCDO/Wellcome Trust (Epidemic Preparedness Coronavirus research programme 221303/Z/20/Z: KvZ); the Wellcome Trust (210758/Z/18/Z: SA); NIHR (NIHR200929) (NGD); UK MRC (MC_PC_19065) (NGD) and UKRI Research England (NGD). The funders had no role in the study design, data collection and analysis, decision to publish, or preparation of the manuscript.

Conflict of interest

None declared.

Authors' contributions

LACC and AJK conceptualised the study and devised the methodology. LACC carried out the analysis and wrote the first draft of the manuscript. RCB compiled the information on vaccine efficacies. RCB, TWR, SA, KvZ and NGD contributed to the analysis and interpretation of the data and presentation of figures, and reviewed and edited the manuscript. All authors approved the final version of the manuscript for submission.

References

1. Antia R, Halloran ME. Transition to endemicity: Understanding COVID-19. *Immunity*. 2021 Oct 12;54(10):2172–6.
2. Lavine JS, Bjornstad ON, Antia R. Immunological characteristics govern the transition of COVID-19 to endemicity. *Science*. 2021 Feb 12;371(6530):741–5.
3. Flaxman S, Mishra S, Gandy A, Unwin HJT, Mellan TA, Coupland H, et al. Estimating the effects of non-pharmaceutical interventions on COVID-19 in Europe. *Nature*. 2020 Aug;584(7820):257–61.
4. Gostic KM, McGough L, Baskerville EB, Abbott S, Joshi K, Tedijanto C, et al. Practical considerations for measuring the effective reproductive number, Rt. *PLoS Comput Biol*. 2020 Dec;16(12):e1008409.
5. Riffe T, Acosta E, the COVerAGE-DB team, Acosta EJ, Manuel Aburto D, Alburez-Gutierrez A, et al. Data Resource Profile: COVerAGE-DB: a global demographic database of COVID-19 cases and deaths. *Int J Epidemiol*. 2021 May 15;50(2):390–390f.
6. Riffe T, Acosta E, Schöley J, Donzowa J, Kniffka MS. COVerAGE-DB: A database of COVID-19 cases and deaths by age. 2020 Apr 9 [cited 2021 Oct 20]; Available from: <https://osf.io/mpwjq/>
7. Data on COVID-19 vaccination in the EU/EEA [Internet]. 2021 [cited 2021 Oct 20]. Available from: <https://www.ecdc.europa.eu/en/publications-data/data-covid-19-vaccination-eu-eea>

8. Krause PR, Fleming TR, Peto R, Longini IM, Figueroa JP, Sterne JAC, et al. Considerations in boosting COVID-19 vaccine immune responses. *Lancet*. 2021 Oct 9;398(10308):1377–80.
9. Pouwels KB, Pritchard E, Matthews PC, Stoesser N, Eyre DW, Vihta K-D, et al. Effect of Delta variant on viral burden and vaccine effectiveness against new SARS-CoV-2 infections in the UK. *Nat Med* [Internet]. 2021 Oct 14; Available from: <http://dx.doi.org/10.1038/s41591-021-01548-7>
10. O’Driscoll M, Ribeiro Dos Santos G, Wang L, Cummings DAT, Azman AS, Paireau J, et al. Age-specific mortality and immunity patterns of SARS-CoV-2. *Nature*. 2021 Feb;590(7844):140–5.
11. Miller AC, Hannah L, Futoma J, Foti NJ, Fox EB, D’Amour A, et al. Statistical deconvolution for inference of infection time series [Internet]. Available from: <http://dx.doi.org/10.1101/2020.10.16.20212753>
12. Implements Empirical Bayes Incidence Curves [R package incidental version 0.1]. 2020 Sep 16 [cited 2021 Oct 20]; Available from: <https://CRAN.R-project.org/package=incidental>
13. Andrews N, Tessier E, Stowe J, Gower C, Kirsebom F, Simmons R, et al. Vaccine effectiveness and duration of protection of Comirnaty, Vaxzevria and Spikevax against mild and severe COVID-19 in the UK [Internet]. Available from: <http://dx.doi.org/10.1101/2021.09.15.21263583>
14. Cevik M, Grubaugh ND, Iwasaki A, Openshaw P. COVID-19 vaccines: Keeping pace with SARS-CoV-2 variants. *Cell*. 2021 Sep 30;184(20):5077–81.
15. SeroTracker [Internet]. [cited 2021 Oct 20]. Available from: <https://serotracker.com/>
16. Borremans B, Gamble A, Prager KC, Helman SK, McClain AM, Cox C, et al. Quantifying antibody kinetics and RNA detection during early-phase SARS-CoV-2 infection by time since symptom onset. *Elife* [Internet]. 2020 Sep 7;9. Available from: <http://dx.doi.org/10.7554/eLife.60122>
17. Farrington CP. Estimation of vaccine effectiveness using the screening method. *Int J Epidemiol*. 1993 Aug;22(4):742–6.
18. Salje H, Tran Kiem C, Lefrancq N, Courtejoie N, Bosetti P, Paireau J, et al. Estimating the burden of SARS-CoV-2 in France. *Science*. 2020 Jul 10;369(6500):208–11.