

1 **Safety and immunogenicity of a high-dose quadrivalent influenza vaccine administered**  
2 **concomitantly with a third dose of the mRNA-1273 SARS-CoV-2 vaccine in adults  $\geq$  65**  
3 **years of age: a Phase II, open-label study**

4

5 Ruvim Izikson MD<sup>1\*</sup>, Daniel Brune MD<sup>2</sup>, Jean-Sébastien Bolduc PhD<sup>3</sup>, Pierre Bourron PharmD<sup>4</sup>,  
6 Marion Fournier MSc<sup>4</sup>, Tamala Mallett Moore MD<sup>1</sup>, Aseem Pandey<sup>1</sup>, Lucia Perez<sup>1</sup>, Nessryne Sater  
7 PharmD<sup>3</sup>, Anju Shrestha MD<sup>1</sup>, Sophie Wague MSc<sup>4</sup>, Sandrine I Samson PhD<sup>4</sup>

8 <sup>1</sup> Sanofi Pasteur, Swiftwater, Pennsylvania, USA

9 <sup>2</sup> Accelerated Enrollment Solutions, Peoria, Illinois, USA

10 <sup>3</sup> Sanofi Pasteur, Marcy l'Etoile, France

11 <sup>4</sup> Sanofi Pasteur, Lyon, France

12 \*Corresponding author

## 13 **Summary**

## 14 **Background**

15 Concomitant seasonal influenza vaccination with a COVID-19 vaccine booster could help to  
16 minimise potential disruption to the seasonal influenza vaccination campaign and maximise protection  
17 against both diseases among individuals at risk of severe disease and hospitalisation. This study  
18 assesses the safety and immunogenicity of concomitant administration of high-dose quadrivalent  
19 influenza vaccine (QIV-HD) and a mRNA-1273 vaccine booster dose in older adults.

## 20 **Methods**

21 This is an ongoing Phase II, multi-centre, open-label study (NCT04969276). We describe interim  
22 results up to 21 days after vaccination (July 2021–August 2021). Adults aged  $\geq 65$  years living in the  
23 community, who were to have received a second mRNA-1273 dose at least five months previously,  
24 were randomised (1:1:1) to concomitant QIV-HD and mRNA-1273 vaccination (Coad), QIV-HD  
25 alone, or mRNA-1273 vaccine alone. Unsolicited adverse events (AEs) occurring immediately,  
26 solicited local and systemic reactions up to day (D)8, and unsolicited AEs, serious AEs (SAEs), AEs  
27 of special interest (AESIs) and medically attended AEs (MAAEs) up to D22 were reported.  
28 Haemagglutination inhibition (HAI) antibody responses to influenza A/H1N1, A/H3N2, B/Yamagata  
29 and B/Victoria strains and SARS CoV-2 binding antibody responses (SARS-CoV-2 Pre-Spike IgG  
30 ELISA) were assessed at D1 and D22.

## 31 **Findings**

32 Of 306 participants randomised, 296 were included for analysis (Coad, n=100; QIV-HD, n=92;  
33 mRNA-1273, n=104). Reactogenicity profiles were similar between the Coad and mRNA-1273  
34 groups, with lower reactogenicity rates in the QIV-HD group (frequency [95% CIs] of solicited  
35 injection site reactions: 86.0% [77.6–92.1], 91.3% [84.2–96.0] and 61.8% [50.9–71.9]; solicited  
36 systemic reactions: 80.0% [70.8–87.3], 83.7% [75.1–90.2] and 49.4% [38.7–60.2], respectively). Up  
37 to D22, unsolicited AEs were reported for 17.0% and 14.4% participants in the Coad and mRNA-  
38 1273 groups, respectively, with a lower rate (10.9%) in the QIV-HD group. Seven MAAEs were

39 reported (Coad, n=3; QIV-HD, n=1; mRNA-1273, n=3). There were no SAEs, AESIs or deaths. HAI  
40 antibody geometric mean titres (GMTs) increased from D1 to D22 to similar levels for each influenza  
41 strain in the Coad and QIV-HD groups (GMTs [95% confidence interval], range across strains: Coad,  
42 286 [233–352] to 429 [350–525]; QIV-HD, 315 [257–386] to 471 [378–588]). SARS-CoV-2 binding  
43 antibody geometric mean concentrations (GMCs) also increased to similar levels in the Coad and  
44 mRNA-1273 groups (D22 GMCs [95% confidence interval]: 7634 [6445–9042] and 7904 [6883–  
45 9077], respectively).

#### 46 **Interpretation**

47 No safety concerns or immune interference were observed for concomitant administration of QIV-HD  
48 with mRNA-1273 booster in adults aged  $\geq 65$  years, supporting co-administration recommendations.

#### 49 **Funding**

50 Sanofi Pasteur

51 **Keywords:** high-dose quadrivalent influenza vaccine, COVID-19 vaccine, booster, coadministration,  
52 concomitant administration, influenza vaccination, older adults, public health recommendations

## 53 **Introduction**

54 Influenza is an acute viral respiratory disease that affects all age groups, but with a disproportionate  
55 disease burden in older adults. Previous global modelling estimates have provided influenza-  
56 associated respiratory excess mortality rates of 0.1 to 6.4 per 100 000 individuals for people younger  
57 than 65 years, 2.9 to 44.0 per 100 000 individuals for people aged between 65 and 74 years, and 17.9  
58 to 223.5 per 100 000 for people older than 75 years.<sup>1</sup> Beyond respiratory-related disease, broader non-  
59 respiratory consequences of influenza add significant disease burden, including exacerbation of  
60 chronic underlying conditions, increased susceptibility to secondary microbial infections,  
61 cardiovascular events, and functional decline.<sup>2</sup>

62 Seasonal influenza vaccination reduces influenza-associated morbidity and mortality in groups at  
63 increased risk for complications including older adults.<sup>3,4</sup> A high-dose influenza vaccine, which  
64 contains four times as much haemagglutinin as standard-dose influenza vaccines, was developed to  
65 improve protection against influenza in adults aged  $\geq 65$  years.<sup>5,6</sup> A meta-analysis of multiple  
66 randomised and observational studies conducted over the past 10 years of the high-dose trivalent  
67 influenza vaccine (TIV-HD) licensure in the USA, demonstrated that TIV-HD was consistently more  
68 effective than standard dose influenza vaccine at reducing influenza disease and associated clinical  
69 complications.<sup>7</sup> To provide broader protection in the context of sustained co-circulation of two B  
70 lineages, a quadrivalent formulation of the high-dose vaccine, containing an additional B strain, was  
71 licensed by the US Food and Drug Administration (FDA) in November 2019 (QIV-HD; Fluzone<sup>®</sup>  
72 High-Dose Quadrivalent, Sanofi Pasteur).

73 Coronavirus disease 2019 (COVID-19), caused by severe acute respiratory syndrome coronavirus 2  
74 (SARS-CoV-2), first emerged in humans in December 2019 and spread rapidly to global pandemic  
75 status within a few months. The COVID-19 pandemic has had, and continues to have, a devastating  
76 impact on public health systems, economies and societies worldwide. Risk factors for severe illness  
77 and mortality include age  $> 75$  years, male sex, severe obesity, and active cancer.<sup>8</sup> The accelerated  
78 development and deployment of vaccines against SARS-CoV-2 have helped to limit COVID-19-  
79 related severe disease, hospitalisations and deaths in parts of the world where vaccines have been

80 effectively rolled out, with mRNA COVID-19 vaccines among the first to be made available.<sup>9-13</sup> The  
81 mRNA-1273 vaccine (100 µg dose)<sup>14</sup> has been registered in multiple countries for active two-dose  
82 immunisation in individuals aged  $\geq 12$  years, with some countries also recommending a third 100 µg  
83 dose for individuals aged  $\geq 18$  years with severe immunosuppression.<sup>15,16</sup> The FDA Vaccines and  
84 Related Biological Products Advisory Committee and the US Centers for Disease Control and  
85 Prevention's Advisory Committee on Immunization Practices' (ACIP) recently expanded eligibility  
86 for a 50 µg booster dose to adults with frequent institutional or occupational exposure to SARS-CoV-  
87 2 or at high-risk of severe COVID-19, including those aged  $\geq 65$  years.<sup>17,18</sup>

88 Reductions in vaccine effectiveness against SARS-CoV-2 infections over time have been observed,  
89 which may reflect waning immunity from primary vaccination and/or reduced efficacy against  
90 emerging variants.<sup>11-13,19</sup> Available data on the safety and immunogenicity of third doses of SARS-  
91 CoV-2 vaccines mRNA-1273, BNT162b2 and ChAdOx1, support the administration of a booster  
92 vaccine dose to enhance protection against COVID-19.<sup>20-25</sup> Several countries in the Northern  
93 Hemisphere (NH) have thus launched a COVID-19 booster vaccine campaign, mostly targeting  
94 individuals at risk, including individuals with autoimmune disease and older adults as these groups  
95 were among the first to be vaccinated and therefore more likely to have waning immunity.<sup>26</sup>

96 The public health measures put in place to curb SARS-CoV-2 transmission in 2020 led to  
97 significantly reduced influenza activity during the 2020-2021 NH influenza season;<sup>27,28</sup> the World  
98 Health Organization reported less than 0.2% of tested specimens were positive for influenza virus  
99 during that period, compared to 17% for the period 2017–2020.<sup>27</sup> As countries are starting to lift  
100 restrictions on everyday life including travel, and with potentially increased susceptibility of  
101 individuals to influenza virus due to reduced circulation the previous season, a consequent resurgence  
102 of influenza during the upcoming 2021–2022 influenza season is predicted<sup>29,30</sup>

103 There is a risk of disruption to, or delay of, the seasonal influenza vaccination campaign through  
104 prioritised efforts to vaccinate individuals against COVID-19, particularly in older adults, during the  
105 same period. To help maintain influenza vaccine uptake and ease pressure on health systems during  
106 the coming NH winter season, the World Health Organization and a number of countries have

107 provided guidance on the concomitant administration of influenza and COVID-19 vaccines, with the  
108 aim of shortening the vaccination period, reducing the number of visits to healthcare providers, and  
109 minimising missed opportunities to immunise against influenza.<sup>31-36</sup>

110 The current study describes safety and immunogenicity following concomitant administration of QIV-  
111 HD and a third (booster) dose of mRNA-1273 vaccine in adults aged  $\geq 65$  years in the USA.

## 112 **Methods**

### 113 *Study design and participants*

114 This is an ongoing Phase II, multi-centre, open-label, descriptive study (ClinicalTrials.gov:  
115 NCT04969276), conducted in six sites in the USA. The study was initiated on 16 July 2021 and has a  
116 planned completion date of 15 February 2022, and included: an active phase, from D1 (enrolment,  
117 pre-vaccination blood draw and vaccination) through D22 (post-vaccination blood draw), and a six-  
118 month safety follow up (D181). Completion of the active phase of the study, reported here, was on 31  
119 August 2021.

120 Community-dwelling adults aged  $\geq 65$  years, previously vaccinated with a two-dose primary schedule  
121 of the mRNA-1273 vaccine, were eligible for inclusion. The second dose of the primary mRNA-1273  
122 vaccination series was required to have been received at least five months before enrolment in the  
123 study. Individuals with immunodeficiency, or who had received immunosuppressive therapy  
124 (preceding six months) or long-term systemic corticosteroid therapy, or who had thrombocytopenia or  
125 received anticoagulants in the three weeks preceding inclusion, were excluded from the study. Other  
126 exclusion criteria included any vaccination in the four weeks preceding the study, or planned receipt  
127 of any vaccine between D1 and D28.

128 The study conduct is in compliance with the International Council for Harmonisation Good Clinical  
129 Practice, and ethical principles derived from international guidelines including the Declaration of  
130 Helsinki. All participants provided written informed consent.

### 131 *Procedures*

132 Participants were randomised in a 1:1:1 ratio, using a permuted block method stratified by site and by  
133 age group ( $< 75$  years and  $\geq 75$  years), to receive concomitant administration of QIV-HD and mRNA-  
134 1273 vaccine (Coad group), QIV-HD alone (QIV-HD group), or mRNA-1273 vaccine alone (mRNA-  
135 1273 group). Investigators were provided with scratchable randomisation lists by Sanofi Pasteur  
136 biostatistics platform. Investigators scratched the list to reveal the randomisation order and the  
137 corresponding study group for each participant.

138 The QIV-HD vaccine (Fluzone<sup>®</sup> High-Dose Quadrivalent, Sanofi Pasteur) used was the 2021–2022  
139 formulation for the NH influenza season. One dose (0.7 mL) contained 60 µg of haemagglutinin of  
140 each of the two A strains (A/H1N1, A/H3N2) and two B strains (from the Yamagata and Victoria  
141 lineages). The mRNA-1273 vaccine (Moderna) was supplied by the Biomedical Advanced Research  
142 and Development Authority, part of the office of the Assistant Secretary for Preparedness and  
143 Response at the US Department of Health and Human Services, and was given as a 0.5 mL dose,  
144 containing 100 µg of mRNA.

145 Participants received one or both vaccines by intramuscular injection in the upper arm – one on each  
146 side for the concomitant administration group. Participants who were randomised to the mRNA-1273  
147 group were offered the QIV-HD vaccine after completion of the D22 study visit, on a voluntary basis  
148 as part of routine medical care and aligned with recommendations of ACIP; no additional data related  
149 to this additional vaccination were collected and vaccine receipt was not considered exclusionary.

150 Haemagglutination inhibition (HAI) antibody responses to influenza A/H1N1, A/H3N2, B/Yamagata  
151 and B/Victoria strains were evaluated using a validated HAI assay performed by Global Clinical  
152 Immunology, Sanofi Pasteur laboratory (Swiftwater, PA, USA), as described previously.<sup>37</sup> The  
153 endpoint of the assay is the highest serum dilution in which complete inhibition of haemagglutination  
154 occurs. The lower limit of quantification was 1:10. Titres below this level were reported as <10  
155 (1/dil).

156 The SARS-CoV-2 Pre-Spike IgG enzyme-linked immunosorbent assay was a validated assay,  
157 performed by Nexelis (Laval, Quebec, Canada) as previously described.<sup>38</sup> A reference standard was  
158 used to quantify antibodies against SARS-CoV-2 Pre-Spike (ELU/mL). The concentration units were  
159 converted from ELU/mL to BAU/mL as follows: Result (BAU/mL) = Result (ELU/mL)/7.9815

## 160 *Outcomes*

161 Safety endpoints included the number and frequency of: immediate unsolicited systemic adverse  
162 events (AEs) and adverse reactions (ARs) occurring within 30 minutes after vaccine injection;  
163 solicited injection site and systemic reactions occurring up to 7 days after injection; unsolicited AEs



164 and ARs up to 21 days after injection; and serious AEs (SAEs), AEs of special interest (AESIs), and  
165 medically attended AEs (MAAEs) up to six months after injection (see **Appendix** for definitions).  
166 Here, we describe safety endpoints through D22. AEs were assessed for intensity and relatedness to  
167 study vaccine (see **Appendix** for intensity grading definitions). The AESIs monitored for each  
168 vaccine are listed in the **Appendix**.

169 To describe the HAI antibody response, the following immunogenicity endpoints were reported for  
170 each treatment group: HAI geometric mean titres (GMTs) (1/dil) on D1 and D22, D22/D1 titre ratios,  
171 detectable HAI titres ( $\geq 10$ ), and HAI titres  $\geq 40$ , on D1 and D22, and seroconversion rates (titre  $< 10$   
172 on D1 and post-vaccination titre  $\geq 40$  on D22; or titre  $\geq 10$  on D1 and a  $\geq 4$ -fold-rise in titre on D22).

173 To describe the SARS-CoV-2 binding antibody response, the following endpoints were reported for  
174 each treatment group: geometric mean concentration (GMCs) of anti-S binding IgG on D1 and D22,  
175 and D22/D1 ratios;  $\geq$  two-fold-rise and  $\geq$  four-fold-rise in anti-S binding IgG on D22. Additional  
176 analyses were carried out to assess the ratios of post-vaccination GMTs or GMCs, between the Coad  
177 and single administration groups, for each influenza strain and for the SARS-CoV-2 antigen.

#### 178 *Statistical methods*

179 All analyses were descriptive. A total of 300 participants (approximately 100 per treatment group)  
180 were planned for enrolment. Safety endpoints were described for each study intervention group in the  
181 safety analysis set (SafAS; all participants who received at least one dose of the study vaccine).

182 Immunogenicity endpoints were described for each study intervention group in the immunogenicity  
183 analysis set (IAS; subset of randomised participants who received at least one dose of study vaccine).

184 All analyses were performed according to the vaccine(s) actually received. For the immunogenicity  
185 results, 95% confidence intervals (CIs) for the point estimates were calculated using the normal  
186 approximation after log transformation for quantitative data (GMC and geometric mean [GM] of  
187 individual ratios) and exact binomial distribution (Clopper-Pearson method, quoted by Newcombe)  
188 for single proportions. For the ratios of post-vaccination GMTs or GMCs between Coad and single  
189 administration groups, a baseline adjustment was applied using an ANCOVA model of the D22  $\log_{10}$   
190 titre/concentration with vaccine group and D01  $\log_{10}$  titre as factor and covariate, respectively.

191 *Role of the funding source*

192 Funding was provided by Sanofi Pasteur. Sanofi Pasteur was involved in the study design, data  
193 collection, data analysis, data interpretation, writing of the report, and the decision to submit the paper  
194 for publication. This work was carried out in collaboration with Moderna, Inc. and the Biomedical  
195 Advanced Research and Development Authority (BARDA), part of the office of the Assistant  
196 Secretary for Preparedness and Response at the U.S. Department of Health and Human Services.  
197 Doses of the mRNA-1273 vaccine (Moderna) were provided by BARDA.

198 **Results**

199 *Study population*

200 A total of 306 participants were enrolled and randomised, of whom 296 received at least one vaccine  
201 dose (Coad, n=100; QIV-HD, n=92; mRNA-1273, n=104). A total of 293 participants completed the  
202 active phase (through D22); 11 withdrew (Coad group, n=1 QIV-HD group, n=10) and one (QIV-HD)  
203 discontinued due to a protocol deviation (**Supplementary Figure 1**). The higher number of  
204 withdrawals in the QIV-HD group was due to participants who had wanted to receive a COVID-19  
205 vaccine discontinuing from the study once they were not randomised to receive mRNA-1273. One  
206 participant randomised to the mRNA-1273 group was mistakenly administered both the QIV-HD and  
207 mRNA-1273 vaccine and was therefore included in the Coad group for safety and immunogenicity  
208 analyses. Overall, in the SafAS, there were more female (166/296 [56.1%]) than male participants,  
209 particularly in the mRNA-1273 group (**Table 1**). The mean age of participants was 72 years; 71/296  
210 (24.0%) participants were  $\geq 75$  years old and the age distribution was balanced between treatment  
211 groups. Most participants (282/296 [95.3%]) were white and were non-Hispanic or Latino; and most  
212 had received seasonal influenza vaccination the previous season (2020–2021) (**Table 1**). The  
213 characteristics of participants in the IAS were comparable to those in the SafAS (data not shown).

214 *Safety profile*

215 Four immediate unsolicited AEs were reported: three by one participant in the Coad group (anxiety  
216 and dizziness, both grade 1 intensity and resolved spontaneously in one day; and grade 3  
217 hypertension, which resolved by D10) and one in a participant in the QIV-HD group (dizziness, grade  
218 1 intensity and assessed by the investigator as related to study vaccination; resolved spontaneously  
219 after one day) (**Supplementary Table S1**). Solicited injection-site reactions occurring up to 7 days  
220 after mRNA-1273 vaccine injection were reported at similar rate in the Coad group (in the mRNA-  
221 1273-injected limb [82.0%; 82/100]) and the mRNA-1273 group (91.3%; 95/104). Those occurring  
222 after QIV-HD injection were reported less frequently than after mRNA-1273 vaccine injection, and at  
223 similar rates between the Coad group (QIV-HD-injected limb; 61.0%; 61/100) and the QIV-HD group  
224 (61.8%; 55/89) (**Supplementary Table S1**). Injection site pain was the most frequently reported

225 solicited injection site reaction in each treatment group; the most frequently reported grade 3 injection  
226 site reactions were pain (ranging between 0 and 4.0% per group) and erythema (ranging between 0  
227 and 6.7%) (**Figure 1A**). Solicited systemic reactions were also reported at a similar rate between the  
228 Coad and mRNA-1273 groups (80.0% [80/100] and 83.7% [87/104]), and at a lower rate in the QIV-  
229 HD group (49.4% [44/89]) (**Supplementary Table 1**). The most frequently reported solicited  
230 systemic reaction in each group was fatigue (**Figure 1B**). The most frequently reported grade 3  
231 solicited systemic reactions were malaise, fatigue, and myalgia in the Coad group and malaise,  
232 fatigue, headache, and myalgia in the mRNA-1273 group (ranging from 4.8% to 7.0%); only one  
233 participant reported a grade 3 reaction (fatigue) in the QIV-HD group.

234 Unsolicited AEs through D22 were reported at similar frequencies between the Coad and mRNA-  
235 1273 groups (17.0% [17/100] and 14.4% [15/104], respectively), and were reported less frequently in  
236 the QIV-HD group (10.9% [10/92]). Two grade 3 unsolicited AEs were reported, one each in the  
237 Coad and QIV-HD groups (**Supplementary Table S1**): hypertension (immediate AE) and chemical  
238 burns to the eye, respectively. Four participants reported five unsolicited injection site ARs: two  
239 participants in the Coad group experienced injection site pruritis (for one participant, in both limbs  
240 with onset on D6 and resolving by D8; for the other participant, in the mRNA-1273 injected limb with  
241 onset on D2 and resolving by D4); one participant reported injection site warmth after injection of  
242 QIV-HD alone, with onset on the day of injection and resolving on D5; and one participant reported  
243 injection site pruritis on D3 after injection of mRNA-1273 alone, which resolved on D5. Unsolicited  
244 systemic ARs were reported for four participants in the Coad group (n=4 ARs), three participants in  
245 the QIV-HD group (n=4 ARs) and six participants in the mRNA-1273 group (n=9 ARs). These  
246 included a MAAE of muscle spasms occurring in the left calf of a participant in the mRNA-1273  
247 group, six days post-injection; the spasms were grade 1 intensity and resolved after 2 days with  
248 healthcare contact. No grade 3 unsolicited ARs were reported through D22. There were no SAEs,  
249 AESIs or deaths reported through D22. Seven participants each reported one MAAE (Coad group,  
250 n=3; QIV-HD group, n=1; mRNA-1273 group, n=3).

251 *Immunogenicity*

252 *Haemagglutination inhibition antibody responses*

253 For each influenza strain, HAI GMTs were similar across all groups at baseline (D1), and increased  
254 post-vaccination at D22 to similar levels in the Coad and QIV-HD groups. Post-vaccination HAI  
255 GMTs remained close to baseline levels in the mRNA-1273 group as expected (**Figure 2A**). D22  
256 GMT ratios relative to baseline are presented in **Table 2**. From D1 to D22 the proportion of  
257 participants with HAI titres  $\geq 40$  for each strain increased in the Coad and QIV-HD groups, to similar  
258 levels between the two groups (**Figure 3**). Seroconversion rates were similar between the Coad and  
259 QIV-HD groups for each strain (**Table 2**).

260 HAI GMT ratios between the Coad and QIV-HD groups at D22 were 0.87 (95% CI 0.61–1.23) for  
261 H1N1, 0.89 (95% CI 0.70–1.14) for H3N2, 0.88 (95% CI 0.71–1.09) for B/Yamagata and 0.96 (95%  
262 CI 0.79–1.16) for B/Victoria.

263 *SARS-CoV-2 anti-S binding IgG antibody responses*

264 SARS-CoV-2 binding antibody GMCs were similar across all groups at baseline and increased to  
265 similar levels in the Coad and mRNA-1273 groups at D22 (7634 and 7904, respectively) (**Figure 2B**).  
266 The GMC for participants in the QIV-HD group remained close to baseline levels. At D22, the  
267 proportions of participants in the Coad and mRNA-1273 groups with  $\geq 2$ -fold and  $\geq 4$ -fold rises in  
268 antibody concentration from baseline were high and similar between groups (**Table 2**).

269 The SARS-CoV-2 anti-S binding IgG GMC ratio between the Coad and mRNA-1273 groups at D22  
270 was 0.97 (95% CI 0.79–1.19).

271 **Discussion**

272 In this descriptive interim analysis up to 21 days after vaccination, we did not identify any safety  
273 concerns or any evidence of immune interference on influenza HAI or SARS-CoV-2 binding antibody  
274 responses after concomitant administration of QIV-HD with a third dose of the mRNA-1273 vaccine  
275 (100 µg) in older adults ( $\geq 65$  years) who were immunised with two mRNA-1273 doses  
276 approximately five months previously.

277 We observed similar rates of local reactogenicity in the QIV-HD-injected limb of participants in the  
278 Coad group when compared with participants who received QIV-HD alone (any solicited injection  
279 site reaction, 61% and 62% respectively) and in the mRNA-1273 injected limb of participants the  
280 Coad group when compared with mRNA-1273 vaccine alone (82% and 91.3%, respectively);  
281 solicited systemic reactions were reported at similar frequencies in the Coad and mRNA-1273 groups,  
282 with lower frequencies observed in participants who received QIV-HD alone. Grade 3 solicited  
283 reactions and unsolicited ARs were infrequently reported for all groups and no SAEs, AESIs or deaths  
284 were reported. In terms of immunogenicity, comparable HAI antibody responses were observed  
285 between the Coad and QIV-HD groups and comparable SARS-CoV-2 binding antibody responses  
286 between the Coad and mRNA-1273 groups. The safety and immunogenicity profiles described here  
287 for the QIV-HD administered concomitantly with the mRNA-1273 vaccine or administered singly are  
288 in-line with previous descriptions of the reactogenicity, safety and immunogenicity of high-dose  
289 influenza vaccine in adults  $\geq 65$  years old<sup>39,40</sup> or after two 100 µg doses of mRNA-1273 in adults  $\geq 55$   
290 years old,<sup>41,42</sup> and are in line with safety descriptions in the QIV-HD and mRNA-1273 vaccine  
291 product information, respectively.<sup>43,44</sup> Our findings of the reactogenicity and immunogenicity of a  
292 booster dose of mRNA-1273 vaccine (100 µg) administered concomitantly with QIV-HD or  
293 administered alone are also in-line with the results of an open-label phase 2a study demonstrating  
294 acceptable safety and immunogenicity of a single booster 50 µg dose of mRNA-1273 in participants  
295 who received a two-dose primary series of the COVID-19 vaccine mRNA-1273 approximately 6  
296 months earlier.<sup>21</sup>

297 A recent study in the UK, involving 679 participants aged  $\geq 18$  years (randomised to 12 study arms),  
298 showed that the coadministration of a second dose of the SARS-CoV-2 mRNA vaccine BNT162b2  
299 (Pfizer/BioNTech) with one of three seasonal inactivated influenza vaccines had acceptable  
300 reactogenicity and tolerability, with no evidence of negative immune interference compared with  
301 administration of each vaccine alone.<sup>45</sup> Based on those preliminary data, the UK government updated  
302 their guidance to support concomitant administration of the BNT162b2 vaccine with influenza  
303 vaccines (in separate arms)<sup>46</sup> and encourages concomitant administration of the influenza vaccine with  
304 COVID-19 booster vaccination, where practical to do so.<sup>34</sup>

305 To our knowledge, this study provides the first data supporting concomitant administration of QIV-  
306 HD with a COVID-19 booster vaccine dose in older adults. Our data thus provide additional insights  
307 that support current public health recommendations to implement seasonal influenza vaccination  
308 concomitantly with COVID-19 booster vaccination. This will help to avoid delays in influenza  
309 vaccination during the upcoming NH influenza season, particularly among those at increased risk of  
310 waning protection from COVID-19 and increased risk of severe illness and hospitalisation due to both  
311 COVID-19 and influenza.

312 This study employs previously validated assays to measure HAI antibody responses<sup>37</sup> and the SARS-  
313 CoV-2 Pre-Spike IgG antibody responses.<sup>38</sup> High influenza HAI antibody titres were observed pre-  
314 vaccination, especially for the influenza B strains. This may be due to the fact that this study  
315 population was vaccinated very early in the influenza season (July-August) and that the same B  
316 strains were used in the 2020–2021 and 2021–2022 vaccine compositions; moreover, greater than  
317 90% of the subject population had received influenza vaccine in the prior season. Despite the fact that  
318 we included approximately 100 participants in each intervention group, this study was not powered  
319 for statistical comparisons between study groups. Furthermore, the dose of mRNA-1273 (100  $\mu\text{g}$ ) is  
320 greater than the dose (50  $\mu\text{g}$ ) that has recently been authorised for a booster dose. In the absence of  
321 increase in incidence or severity of AEs and ARs and without evidence of interference in the immune  
322 response, the results of this study should enable extrapolation to coadministration of lower doses with  
323 longer intervals between the second and third dose. Notably, the study population did not sufficiently

324 represent the ethnic and racial diversity of the US population. This was in part due to the very short  
325 time window for enrolment of study participants (approximately two weeks), but should be prioritised  
326 and improved in future studies.

327 Our findings suggest that QIV-HD and the mRNA-1273 vaccine can be administered together without  
328 evidence of any safety concern or interference in the immune response, thus supporting existing  
329 guidance on the implementation of concomitant vaccination campaigns against both influenza disease  
330 and COVID-19.



331 **Author Contributions**

332 RI, DB, MF and SIS contributed to the concept or design of the study; DB contributed to data  
333 acquisition; and RI, DB, JSB, PB, MF, TMM, AP, LP, NS, AS, SW and SIS were involved in the  
334 analysis and/or interpretation of the data. All authors were involved in drafting or critically revising  
335 the manuscript, and all authors approved the final version and are accountable for the accuracy and  
336 integrity of the manuscript. All authors had full access to all the data in the study and had final  
337 responsibility for the decision to submit for publication. At least two authors (RI and PB) have  
338 accessed and verified the data.

339 **Conflict of interest**

340 RI, JSB, MF, TMM, AP, LP, NS, AS, SW and SIS are Sanofi Pasteur employees and may hold stock.  
341 PB is an employee of Hospices Civils de Lyon, a service provider for Sanofi. DB declares no conflict  
342 of interest for the current work.

343 **Data sharing**

344 Qualified researchers may request access to patient level data and related study documents including  
345 the clinical study report, study protocol with any amendments, blank case report form, statistical  
346 analysis plan, and dataset specifications. Patient level data will be anonymised and study documents  
347 will be redacted to protect the privacy of trial participants. Further details on Sanofi's data sharing  
348 criteria, eligible studies, and process for requesting access can be found at:  
349 <https://www.clinicalstudydatarequest.com>.

350 **Acknowledgements**

351 The authors would like to thank all participants, investigators and study site personnel who took part  
352 in this study. In particular, we would like to thank: Mark H Hutchens, Peter Levins, Isabel Pereira,  
353 Thomas Starkey, Patrick Yassini; from Sanofi Pasteur: Iris Depaz, Stephanie Pepin, Kevin Yin,  
354 Camille Salamand and Cynthia Tabar; from Moderna; Hamilton Bennett, Julie Vanas, Andrea  
355 Sutherland, Deborah Manzo, Amparo Figueroa, Brett Leav; and the US HHS-DoD COVID-19

356 Countermeasures Acceleration Group (CAG) and BARDA. The authors also acknowledge Juliette  
357 Gray of inScience Communications, Springer Healthcare Ltd, London, UK for editorial assistance  
358 with the preparation of this manuscript, funded by Sanofi Pasteur, and Isabel Grégoire for editorial  
359 assistance and manuscript coordination on behalf of Sanofi Pasteur.

360 **Sources of funding**

361 This work was funded by Sanofi Pasteur and carried out in collaboration with BARDA and Moderna.  
362 Doses of the mRNA-1273 vaccine (Moderna) were provided by the Biomedical Advanced Research  
363 and Development Authority, part of the office of the Assistant Secretary for Preparedness and  
364 Response at the U.S. Department of Health and Human Services.

## References

1. Iuliano AD, Roguski KM, Chang HH, et al. Estimates of global seasonal influenza-associated respiratory mortality: a modelling study. *Lancet* 2018; **391**(10127): 1285-300.
2. Macias AE, McElhaney JE, Chaves SS, et al. The disease burden of influenza beyond respiratory illness. *Vaccine* 2021; **39**: A6-A14.
3. Grohskopf LA, Sokolow LZ, Broder KR, et al. Prevention and Control of Seasonal Influenza with Vaccines: Recommendations of the Advisory Committee on Immunization Practices - United States, 2017-18 Influenza Season. *MMWR Recomm Rep* 2017; **66**(2): 1-20.
4. Ciabattini A, Nardini C, Santoro F, Garagnani P, Franceschi C, Medagliani D. Vaccination in the elderly: The challenge of immune changes with aging. *Sem Immunol* 2018; **40**: 83-94.
5. DiazGranados CA, Dunning AJ, Kimmel M, et al. Efficacy of high-dose versus standard-dose influenza vaccine in older adults. *N Engl J Med* 2014; **371**(7): 635-45.
6. Diaco M, Chang LJ, Seet B, et al. Introductory paper: High-dose influenza vaccine. *Vaccine* 2021; **39 Suppl 1**: A1-a5.
7. Lee JKH, Lam GKL, Shin T, Samson SI, Greenberg DP, Chit A. Efficacy and effectiveness of high-dose influenza vaccine in older adults by circulating strain and antigenic match: An updated systematic review and meta-analysis. *Vaccine* 2021; **39 Suppl 1**: A24-a35.
8. Booth A, Reed AB, Ponzio S, et al. Population risk factors for severe disease and mortality in COVID-19: A global systematic review and meta-analysis. *PLoS One* 2021; **16**(3): e0247461.
9. Self WH, Tenforde MW, Rhoads JP, et al. Comparative Effectiveness of Moderna, Pfizer-BioNTech, and Janssen (Johnson & Johnson) Vaccines in Preventing COVID-19 Hospitalizations Among Adults Without Immunocompromising Conditions - United States, March-August 2021. *MMWR Morbidity and mortality weekly report* 2021; **70**(38): 1337-43.
10. Haas EJ, Angulo FJ, McLaughlin JM, et al. Impact and effectiveness of mRNA BNT162b2 vaccine against SARS-CoV-2 infections and COVID-19 cases, hospitalisations, and deaths following

a nationwide vaccination campaign in Israel: an observational study using national surveillance data. *Lancet* 2021; **397**(10287): 1819-29.

11. Tartof SY, Slezak JM, Fischer H, et al. Effectiveness of mRNA BNT162b2 COVID-19 vaccine up to 6 months in a large integrated health system in the USA: a retrospective cohort study. *Lancet* 2021.

12. Rosenberg ES, Holtgrave DR, Dorabawila V, et al. New COVID-19 Cases and Hospitalizations Among Adults, by Vaccination Status - New York, May 3-July 25, 2021. *MMWR Morb Mortal Wkly Rep* 2021; **70**(37): 1306-11.

13. Tenforde MW, Self WH, Naioti EA, et al. Sustained Effectiveness of Pfizer-BioNTech and Moderna Vaccines Against COVID-19 Associated Hospitalizations Among Adults - United States, March-July 2021. *MMWR Morbidity and mortality weekly report* 2021; **70**(34): 1156-62.

14. Baden LR, El Sahly HM, Essink B, et al. Efficacy and Safety of the mRNA-1273 SARS-CoV-2 Vaccine. *N Engl J Med* 2021; **384**(5): 403-16.

15. European Medicines Agency. Comirnaty and Spikevax: EMA recommendations on extra doses and boosters. Available at <https://www.ema.europa.eu/en/news/comirnaty-spikevax-ema-recommendations-extra-doses-boosters>. Accessed on 25 October 2021. 2021.

16. Regulatory Affairs Professionals Society (RAPS). COVID-19 vaccine tracker. Updated on 15 October 2021. Available at <https://www.raps.org/news-and-articles/news-articles/2020/3/covid-19-vaccine-tracker>. Accessed 26 October 2021. 2021.

17. US Food and Drug Administration. Coronavirus (COVID-19) Update: FDA Takes Additional Actions on the Use of a Booster Dose for COVID-19 Vaccines. 2021. <https://www.fda.gov/news-events/press-announcements/coronavirus-covid-19-update-fda-takes-additional-actions-use-booster-dose-covid-19-vaccines> (accessed 21 October 2021).

18. US Centers for Disease Control and Prevention. CDC Expands Eligibility for COVID-19 Booster Shots. Available at <https://www.cdc.gov/media/releases/2021/p1021-covid-booster.html>. Accessed on 26 October 2021. 2021.

19. Baden LR, El Sahly HM, Essink B, et al. Covid-19 in the Phase 3 Trial of mRNA-1273 During the Delta-variant Surge. *medRxiv* 2021: 2021.09.17.21263624.
20. Atmar RL, Lyke KE, Deming ME, et al. Heterologous SARS-CoV-2 Booster Vaccinations – Preliminary Report. *medRxiv* 2021: 2021.10.10.21264827.
21. Choi A, Koch M, Wu K, et al. Safety and immunogenicity of SARS-CoV-2 variant mRNA vaccine boosters in healthy adults: an interim analysis. *Nature Med* 2021.
22. Falsey AR, Frenck RW, Walsh EE, et al. SARS-CoV-2 Neutralization with BNT162b2 Vaccine Dose 3. *N Engl J Med* 2021; **385**(17): 1627-9.
23. Flaxman A, Marchevsky NG, Jenkin D, et al. Reactogenicity and immunogenicity after a late second dose or a third dose of ChAdOx1 nCoV-19 in the UK: a substudy of two randomised controlled trials (COV001 and COV002). *Lancet* 2021; **398**(10304): 981-90.
24. Bar-On YM, Goldberg Y, Mandel M, et al. Protection of BNT162b2 Vaccine Booster against Covid-19 in Israel. *New England Journal of Medicine* 2021; **385**(15): 1393-400.
25. El Sahly et al. *NEJM [Accepted]* 2021.
26. Reuters. Factbox: Countries weigh need for booster COVID-19 shots. 2021. <https://www.reuters.com/business/healthcare-pharmaceuticals/countries-weigh-need-booster-covid-19-shots-2021-09-24/> (accessed 20 October 2021).
27. World Health Organization. Recommended composition of influenza virus vaccines for use in the 2021–2022 northern hemisphere influenza season. *Wkly Epidemiol Rec* 2021; **96**(11): 77-88.
28. Tang JW, Bialasiewicz S, Dwyer DE, et al. Where have all the viruses gone? Disappearance of seasonal respiratory viruses during the COVID-19 pandemic. *J Med Virol* 2021; **93**(7): 4099-101.
29. McCauley J, Barr IG, Nolan T, Tsai T, Rockman S, Taylor B. The importance of influenza vaccination during the COVID-19 pandemic. *Influenza and other respiratory viruses* 2021.

30. Lee K, Jalal H, Raviotta JM, et al. Predicting the impact of low influenza activity in 2020 on population immunity and future influenza season in the United States. *medRxiv* 2021: 2021.08.29.21262803.
31. Co-administration des vaccins contre la COVID-19 avec d'autres vaccins (vaccination simultanée). <https://www.health.belgium.be/fr/avis-9675-vaccination-simultanee-covid-19>. Accessed 07/10/2021. 2021.
32. Haute Autorité de Santé. Avis n° 2021.0069/AC/SESPEV du 23 septembre 2021 du collège de la Haute Autorité de santé venant compléter l'avis du 23 août 2021 relatif à la définition des populations à cibler par la campagne de rappel vaccinal chez les personnes ayant eu une primovaccination complète contre la Covid-19. 2021. [https://www.has-sante.fr/jcms/p\\_3288556/fr/avis-n-2021-0069/ac/sespev-du-23-septembre-2021-du-college-de-la-haute-autorite-de-sante-venant-completer-l-avis-du-23-aout-2021-relatif-a-la-definition-des-populations-a-cibler-par-la-campagne-de-rappel-vaccinal-chez-les-personnes-ayant-eu-une-primovaccination-compleete-contre-la-covid-19](https://www.has-sante.fr/jcms/p_3288556/fr/avis-n-2021-0069/ac/sespev-du-23-septembre-2021-du-college-de-la-haute-autorite-de-sante-venant-completer-l-avis-du-23-aout-2021-relatif-a-la-definition-des-populations-a-cibler-par-la-campagne-de-rappel-vaccinal-chez-les-personnes-ayant-eu-une-primovaccination-compleete-contre-la-covid-19) (accessed 8 October 2021).
33. Canada's National Advisory Committee on Immunization. Summary of National Advisory Committee on Immunization (NACI) statement: Recommendations on the use of COVID-19 vaccines. 2021; <https://www.canada.ca/en/public-health/services/immunization/national-advisory-committee-on-immunization-naci/recommendations-use-covid-19-vaccines/summary-updates-september-28-2021.html>. Accessed 30/09/2021.
34. Joint Committee on Vaccination and Immunisation. JCVI statement regarding a COVID-19 booster vaccine programme for winter 2021 to 2022. 2021. <https://www.gov.uk/government/publications/jcvi-statement-september-2021-covid-19-booster-vaccine-programme-for-winter-2021-to-2022/jcvi-statement-regarding-a-covid-19-booster-vaccine-programme-for-winter-2021-to-2022#:~:text=In%20JCVI%20's%20view%2C%20the,and%20to%20protect%20the%20NHS> (accessed 20 October 2021).
35. U.S. Centers for Disease Control and Prevention. Interim Clinical Considerations for Use of COVID-19 Vaccines Currently Authorized in the United States (updated 27 September). . 2021. <https://www.cdc.gov/vaccines/covid-19/info-by-product/clinical-considerations.html#Coadministration> (accessed 20 October 2021).

36. World Health Organization. Coadministration of seasonal inactivated influenza and COVID-19 vaccines: Interim guidance. Available at <https://apps.who.int/iris/bitstream/handle/10665/346897/WHO-2019-nCoV-SAGE-Vaccines-coadministration-Influenza-2021.1-eng.pdf?sequence=1&isAllowed=y>. Accessed 26 October 2021. 2021.
37. Greenberg DP, Robertson CA, Noss MJ, Blatter MM, Biedenbender R, Decker MD. Safety and immunogenicity of a quadrivalent inactivated influenza vaccine compared to licensed trivalent inactivated influenza vaccines in adults. *Vaccine* 2013; **31**(5): 770-6.
38. Goepfert PA, Fu B, Chabanon AL, et al. Safety and immunogenicity of SARS-CoV-2 recombinant protein vaccine formulations in healthy adults: interim results of a randomised, placebo-controlled, phase 1-2, dose-ranging study. *Lancet Infect Dis* 2021; **21**(9): 1257-70.
39. Falsey AR, Treanor JJ, Tornieporth N, Capellan J, Gorse GJ. Randomized, double-blind controlled phase 3 trial comparing the immunogenicity of high-dose and standard-dose influenza vaccine in adults 65 years of age and older. *The Journal of infectious diseases* 2009; **200**(2): 172-80.
40. Chang LJ, Meng Y, Janosczyk H, Landolfi V, Talbot HK. Safety and immunogenicity of high-dose quadrivalent influenza vaccine in adults  $\geq 65$  years of age: A phase 3 randomized clinical trial. *Vaccine* 2019; **37**(39): 5825-34.
41. Anderson EJ, Roupheal NG, Widge AT, et al. Safety and Immunogenicity of SARS-CoV-2 mRNA-1273 Vaccine in Older Adults. *N Engl J Med* 2020; **383**(25): 2427-38.
42. Chu L, McPhee R, Huang W, et al. A preliminary report of a randomized controlled phase 2 trial of the safety and immunogenicity of mRNA-1273 SARS-CoV-2 vaccine. *Vaccine* 2021; **39**(20): 2791-9.
43. Sanofi Pasteur. Fluzone® High-Dose Prescribing Information. . 2019. <https://www.fda.gov/media/119870/download> (accessed 14 September 2021).

44. Moderna US I. Emergency Use Authorisation (EUA) Prescribing Information. Fact sheet for healthcare providers administering vaccine (vaccination providers). 2021.

<https://www.fda.gov/media/144637/download> (accessed 14 September 2021).

45. Lazarus R, Baos S, Cappel-Porter H, et al. The Safety and Immunogenicity of Concomitant Administration of COVID-19 Vaccines (ChAdOx1 or BNT162b2) with Seasonal Influenza Vaccines in Adults: A Phase IV, Multicentre Randomised Controlled Trial with Blinding (ComFluCOV).

Available at SSRN: <https://ssrn.com/abstract=3931758>.

46. UK Medicines & Healthcare Products Regulatory Agency. Information for Healthcare Professionals on COVID-19 Vaccine Pfizer/BioNTech (Regulation 174). Updated 27 September 2021. . 2021.

<https://www.gov.uk/government/publications/regulatory-approval-of-pfizer-biontech-vaccine-for-covid-19/information-for-healthcare-professionals-on-pfizerbiontech-covid-19-vaccine> (accessed 21 October 2021).



**Table 1. Population characteristics at baseline (Safety analysis set)**

	<b>Coad N=100</b>	<b>QIV-HD N=92</b>	<b>mRNA-1273 N=104</b>
Sex			
Male	46 (46.0)	43 (46.7)	41 (39.4)
Female	54 (54.0)	49 (53.3)	63 (60.6)
Mean age (SD), years	71.3 (4.7)	71.8 (5.2)	72.0 (4.9)
Age groups			
65-74 years	77 (77.0)	69 (75.0)	79 (76.0)
75-84 years	22 (22.0)	20 (21.7)	23 (22.1)
≥85 years	1 (1.0)	3 (3.3)	2 (1.9)
Ethnicity			
Hispanic or Latino	4 (4.0)	2 (2.2)	2 (1.9)
Not reported or unknown	3 (3.0)	1 (1.1)	2 (1.9)
Racial origin			
White	94 (94.0)	86 (93.5)	102 (98.1)
Black or African American	1 (1.0)	4 (4.3)	0
Native Hawaiian or other Pacific Islander	0	1 (1.1)	2 (1.9)
Asian	2 (2.0)	0	0
Multiple	1 (1.0)	1 (1.1)	0
Not reported	2 (2.0)	0	0
Received the 2020-2021 seasonal influenza, %	94.0	94.1	93.3
Duration between mRNA-1273 dose 2 and dose 3, mean days (SD)	161 (9.21)	-	163 (20.3)

Data shown are n (%) unless specified otherwise. SD, standard deviation.

**Table 2 Haemagglutination inhibition and SARS-CoV-2 anti-S binding antibody responses post-vaccination (D22) for each influenza strain (immunogenicity analysis set)**

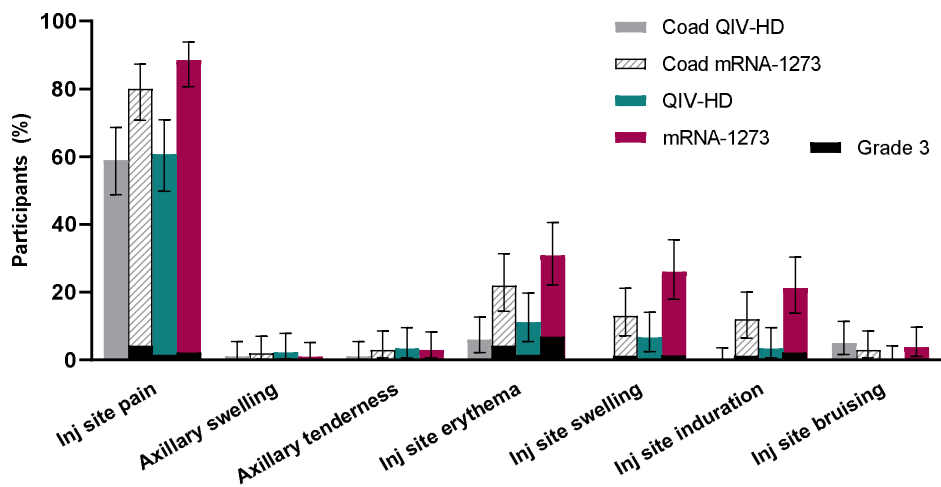
	Coad N=100		QIV-HD N=92		mRNA-1273 N=104	
	M or n	Ratio or % (95% CIs)	M or n	Ratio or % (95% CIs)	M or n	Ratio or % (95% CIs)
<b>HAI antibody responses</b>						
A/H1N1						
Pre-/post-vaccination GMTR	96	6.35 (4.88; 8.26)	86	8.10 (6.09; 10.8)	100	0.868 (0.821; 0.917)
Seroconversion rate <sup>†</sup>	66	68.8 (58.5; 77.8)	62	72.1 (61.4; 81.2)	0	0 (0; 3.6)
A/H3N2						
Pre-/post-vaccination GMTR	96	3.06 (2.54; 3.70)	86	3.54 (2.82; 4.45)	100	0.940 (0.870; 1.01)
Seroconversion rate	42	43.8 (33.6; 54.3)	41	47.7 (36.8; 58.7)	0	0 (0; 3.6)
B/Yam						
Pre-/post-vaccination GMTR	96	1.94 (1.68; 2.23)	86	2.27(1.84; 2.79)	100	0.983 (0.918; 1.05)
Seroconversion rate	17	17.7 (10.7; 26.8)	18	20.9 (12.9; 31.0)	1	1.0 (0; 5.4)
B/Vic						
Pre-/post-vaccination GMTR	96	2.27 (1.96; 2.63)	86	2.44 (2.01; 2.96)	100	1.05 (0.972; 1.14)
Seroconversion rate	29	30.2 (21.3; 40.4)	21	24.4 (15.8; 34.9)	1	1.0 (0; 5.4)
<b>SARS-CoV-2 binding antibody responses</b>						
Pre-/post-vaccination GMCR	96	13.7 (11.2; 16.8)	86	0.875 (0.745; 1.03)	102	14.2 (12.0; 16.9)
≥2-fold rise	94	97.9 (92.7; 99.7)	3	3.5 (0.7; 9.9)	100	98.0 (93.1; 99.8)
≥4-fold rise	89	92.7 (85.6; 97.0)	2	2.3 (0.3; 8.1)	97	95.1 (88.9; 98.4)

M, number of participants with available data for GMTR or GMCR; n, number of participants seroconverted or with a ≥2- or ≥4-fold rise

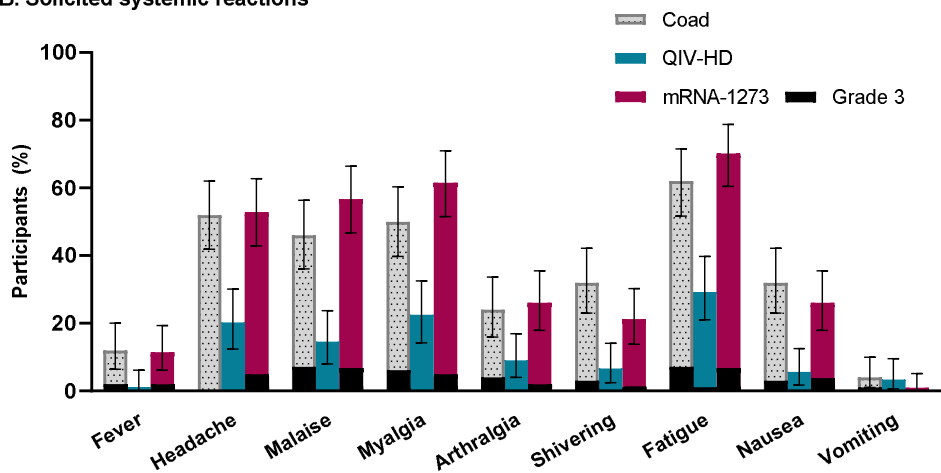
<sup>†</sup>Seroconversion rate, titre < 10 [1/dil] on study day (D)1 and post-vaccination titre ≥ 40 [1/dil] at D22, or titre ≥ 10 [1/dil] at D1 and a ≥ 4-fold-rise in titre [1/dil] at D22

**Figure 1. Solicited injection site reactions and systemic reactions occurring up to 7 days post-injection (immunogenicity analysis set)**

**A. Solicited injection site reactions**



**B. Solicited systemic reactions**

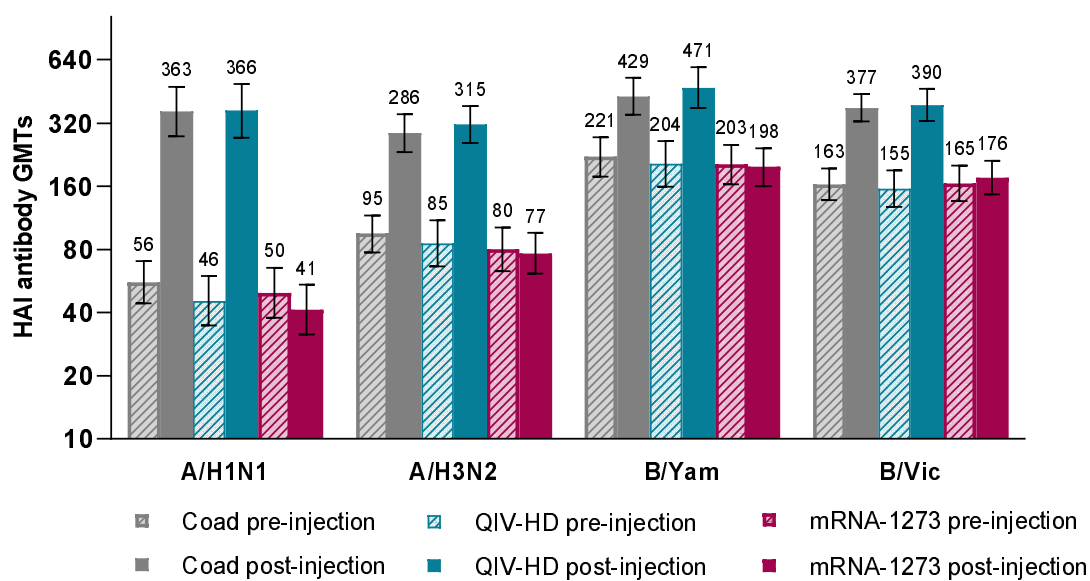


Footnote: Error bars show 95% confidence intervals. Coad QIV-HD, solicited reactions observed in the QIV-HD injected limb of participants in the Coad group. Coad mRNA-1273, solicited reactions observed in the mRNA-1273 injected limb of participants in the Coad group.

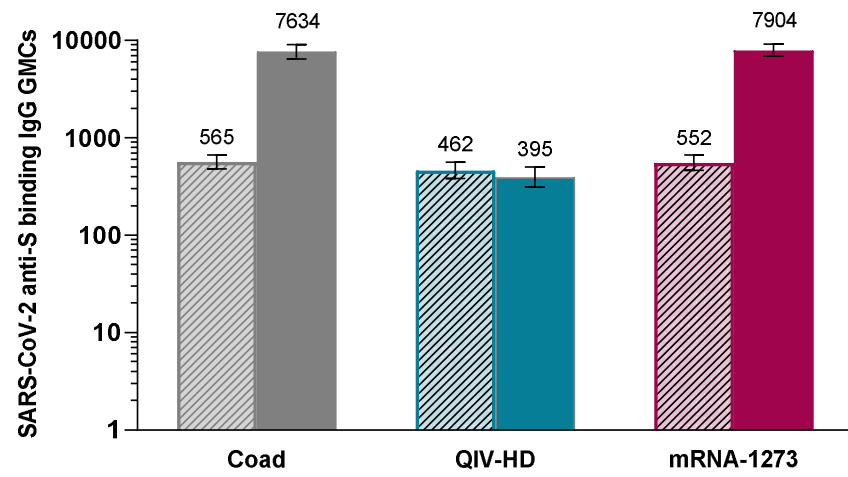
**Figure 2. Influenza haemagglutinin inhibition (A) and SARS-CoV-2 anti-S binding IgG (B) antibody responses on Day 1 and Day 22 for each treatment group (immunogenicity analysis set).**

Footnote: GMC, geometric mean concentration. GMT, geometric mean titre. HAI, haemagglutinin inhibition. Error bars show 95% confidence intervals. Annotations above each bar indicate GMTs (A) or GMCs (B) for each group/time point.

**A.**



**B.**



Post-/pre-dose GMCR: 13.7 (95% CI 11.2-16.8) 0.88 (95% CI 0.75-1.03) 14.2 (95% CI 12.0-16.9)

**Figure 3. Proportion of participants in each vaccine group with Influenza HAI antibody titres  $\geq 1:40$  for each influenza strain pre- (D1) and post-vaccination (D22) (immunogenicity analysis set).**

Footnote: HAI, haemagglutinin inhibition. Error bars show 95% confidence intervals.

