

Overview moderator* analyses

Page 2: Subcortical

Two-group case-control differences in a meta-regression with medication, AN subtype, depressive symptoms, duration of illness or tesla strength as an additional moderator

Page 3: Subcortical

Effect of the moderator

Page 4-8: Surface area

Two-group case-control differences in a meta-regression with medication, AN subtype, depressive symptoms, duration of illness or tesla strength as an additional moderator

Page 9-13: Surface area

Effect of the moderator

Page 14-18: Cortical thickness

Two-group case-control differences in a meta-regression with medication, AN subtype, depressive symptoms, duration of illness or tesla strength as an additional moderator

Page 19-23: Cortical thickness

Effect of the moderator

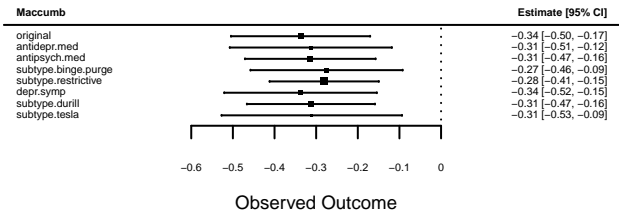
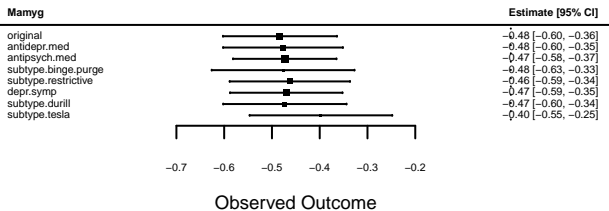
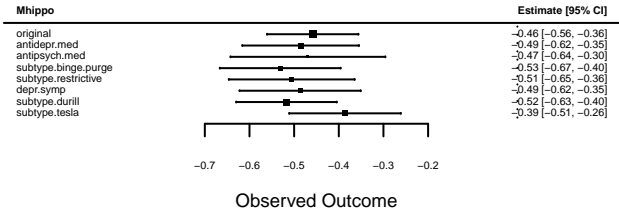
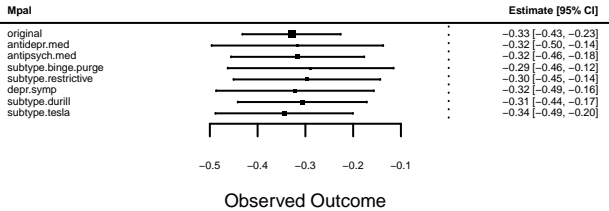
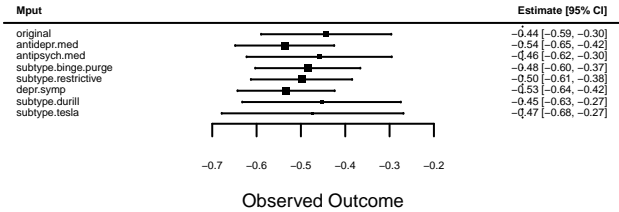
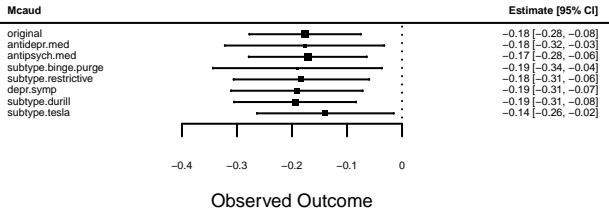
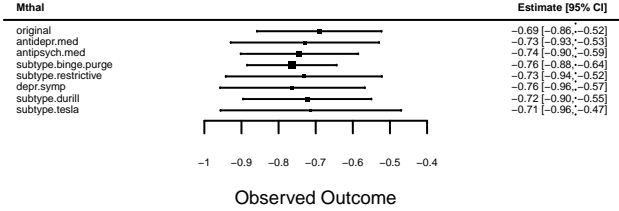
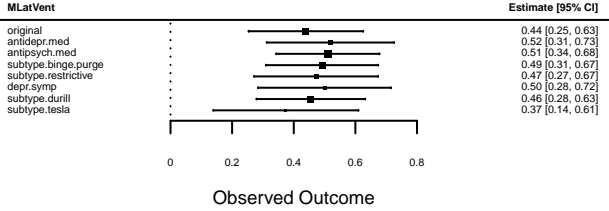
* medication defined as the proportion of patients on antidepressive or antipsychotic medication;

Subtype = restrictive or binge-purge subtype;

Depressive symptoms as a continuous variable;

Duration of illness in years;

Tesla field strength either 3 or 1.5 tesla.



MlatVent

antidepr.med
 antipsych.med
 subtype.binge.purge
 subtype.restrictive
 depr.symp
 subtype.durill
 subtype.tesia




Observed Outcome

Estimate [95% CI]

0.02 [-0.17, 0.22]
 0.12 [-0.03, 0.28]
 -0.12 [-0.30, 0.07]
 0.05 [-0.15, 0.25]
 0.01 [-0.22, 0.23]
 -0.05 [-0.24, 0.14]
 0.28 [-0.10, 0.67]

Mthal

antidepr.med
 antipsych.med
 subtype.binge.purge
 subtype.restrictive
 depr.symp
 subtype.durill
 subtype.tesia



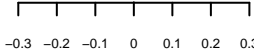
Observed Outcome

Estimate [95% CI]

-0.01 [-0.19, 0.17]
 -0.05 [-0.19, 0.10]
 0.14 [0.02, 0.26]
 -0.06 [-0.27, 0.15]
 -0.13 [-0.33, 0.08]
 0.04 [-0.14, 0.23]
 0.05 [-0.34, 0.45]

Mcaud

antidepr.med
 antipsych.med
 subtype.binge.purge
 subtype.restrictive
 depr.symp
 subtype.durill
 subtype.tesia



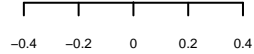
Observed Outcome

Estimate [95% CI]

-0.04 [-0.16, 0.09]
 -0.04 [-0.13, 0.05]
 0.06 [-0.10, 0.21]
 -0.09 [-0.21, 0.02]
 -0.11 [-0.24, 0.03]
 0.03 [-0.10, 0.15]
 -0.00 [-0.23, 0.23]

Mput

antidepr.med
 antipsych.med
 subtype.binge.purge
 subtype.restrictive
 depr.symp
 subtype.durill
 subtype.tesia



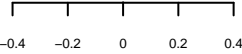
Observed Outcome

Estimate [95% CI]

0.05 [-0.03, 0.14]
 -0.01 [-0.16, 0.15]
 0.16 [0.04, 0.28]
 -0.14 [-0.24, -0.03]
 -0.14 [-0.27, -0.01]
 0.05 [-0.14, 0.24]
 0.04 [-0.29, 0.37]

Mpal

antidepr.med
 antipsych.med
 subtype.binge.purge
 subtype.restrictive
 depr.symp
 subtype.durill
 subtype.tesia



Observed Outcome

Estimate [95% CI]

0.03 [-0.13, 0.19]
 -0.02 [-0.15, 0.10]
 0.15 [-0.02, 0.33]
 -0.15 [-0.30, -0.00]
 -0.11 [-0.29, 0.07]
 0.08 [-0.07, 0.22]
 0.10 [-0.15, 0.35]

Mhippo

antidepr.med
 antipsych.med
 subtype.binge.purge
 subtype.restrictive
 depr.symp
 subtype.durill
 subtype.tesia



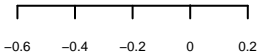
Observed Outcome

Estimate [95% CI]

-0.03 [-0.13, 0.08]
 -0.10 [-0.26, 0.06]
 -0.05 [-0.19, 0.09]
 -0.02 [-0.16, 0.12]
 0.01 [-0.14, 0.16]
 -0.06 [-0.19, 0.06]
 -0.27 [-0.51, -0.04]

Manyg

antidepr.med
 antipsych.med
 subtype.binge.purge
 subtype.restrictive
 depr.symp
 subtype.durill
 subtype.tesia



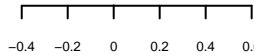
Observed Outcome

Estimate [95% CI]

-0.02 [-0.12, 0.08]
 -0.04 [-0.14, 0.05]
 0.01 [-0.15, 0.16]
 -0.07 [-0.19, 0.05]
 -0.04 [-0.17, 0.10]
 0.02 [-0.12, 0.16]
 -0.21 [-0.47, 0.06]

Maccumb

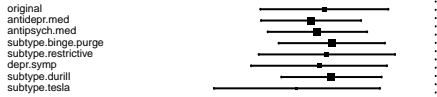
antidepr.med
 antipsych.med
 subtype.binge.purge
 subtype.restrictive
 depr.symp
 subtype.durill
 subtype.tesia




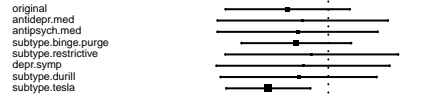
Observed Outcome

Estimate [95% CI]

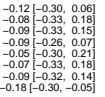
-0.07 [-0.25, 0.11]
 -0.11 [-0.26, 0.03]
 0.19 [0.00, 0.37]
 -0.25 [-0.38, -0.13]
 -0.07 [-0.26, 0.12]
 0.14 [-0.02, 0.31]
 0.05 [-0.30, 0.41]

M_bankssts_surfavg

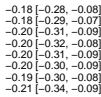
Observed Outcome

Estimate [95% CI]**M_caudalanteriorcingulate_surfavg**

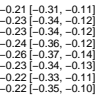
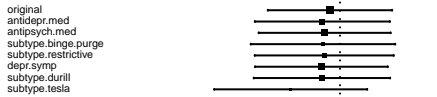
Observed Outcome

Estimate [95% CI]**M_caudalmiddlefrontal_surfavg**


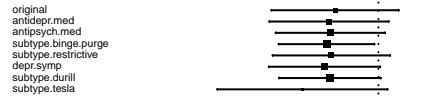
Observed Outcome

Estimate [95% CI]**M_cuneus_surfavg**

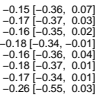
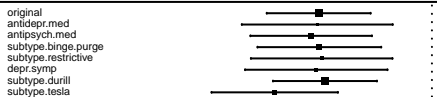
Observed Outcome

Estimate [95% CI]**M_entorhinal_surfavg**

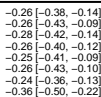
Observed Outcome

Estimate [95% CI]**M_fusiform_surfavg**

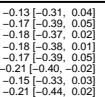
Observed Outcome

Estimate [95% CI]**M_inferiorparietal_surfavg**

Observed Outcome

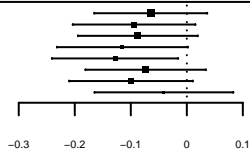
Estimate [95% CI]**M_inferiortemporal_surfavg**

Observed Outcome

Estimate [95% CI]

M_isthmuscingulate_surfavg

original
antidepress.med
antipsych.med
subtype.binge.purge
subtype.restrictive
depr.symg
subtype.durill
subtype.testa



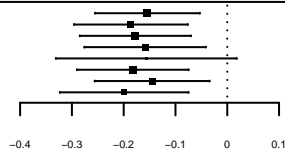
Observed Outcome

Estimate [95% CI]

-0.06 [-0.17, 0.04]
-0.09 [-0.20, 0.02]
-0.09 [-0.19, 0.02]
-0.11 [-0.23, 0.00]
-0.13 [-0.24, -0.02]
-0.07 [-0.18, 0.03]
-0.10 [-0.21, 0.01]
-0.04 [-0.16, 0.08]

M_lateraloccipital_surfavg

original
antidepress.med
antipsych.med
subtype.binge.purge
subtype.restrictive
depr.symg
subtype.durill
subtype.testa



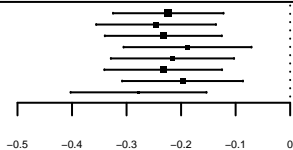
Observed Outcome

Estimate [95% CI]

-0.15 [-0.26, -0.05]
-0.19 [-0.30, -0.08]
-0.18 [-0.28, -0.07]
-0.16 [-0.28, -0.04]
-0.16 [-0.33, 0.02]
-0.18 [-0.29, -0.07]
-0.15 [-0.26, -0.03]
-0.20 [-0.32, -0.07]

M_lateralorbitofrontal_surfavg

original
antidepress.med
antipsych.med
subtype.binge.purge
subtype.restrictive
depr.symg
subtype.durill
subtype.testa



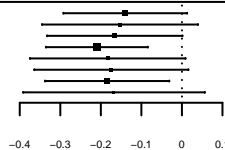
Observed Outcome

Estimate [95% CI]

-0.22 [-0.32, -0.12]
-0.25 [-0.36, -0.14]
-0.23 [-0.34, -0.13]
-0.19 [-0.31, -0.07]
-0.22 [-0.33, -0.10]
-0.23 [-0.34, -0.12]
-0.20 [-0.31, -0.09]
-0.28 [-0.40, -0.15]

M_lingual_surfavg

original
antidepress.med
antipsych.med
subtype.binge.purge
subtype.restrictive
depr.symg
subtype.durill
subtype.testa



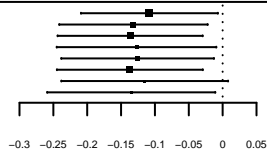
Observed Outcome

Estimate [95% CI]

-0.14 [-0.29, 0.01]
-0.15 [-0.34, 0.04]
-0.17 [-0.33, 0.00]
-0.21 [-0.34, -0.08]
-0.18 [-0.37, 0.01]
-0.17 [-0.36, 0.02]
-0.18 [-0.34, -0.03]
-0.17 [-0.39, 0.06]

M_medialorbitofrontal_surfavg

original
antidepress.med
antipsych.med
subtype.binge.purge
subtype.restrictive
depr.symg
subtype.durill
subtype.testa



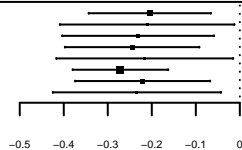
Observed Outcome

Estimate [95% CI]

-0.11 [-0.21, -0.01]
-0.13 [-0.24, -0.02]
-0.14 [-0.24, -0.03]
-0.13 [-0.24, -0.01]
-0.13 [-0.24, -0.01]
-0.14 [-0.24, -0.03]
-0.12 [-0.24, 0.01]
-0.13 [-0.26, -0.01]

M_middletemporal_surfavg

original
antidepress.med
antipsych.med
subtype.binge.purge
subtype.restrictive
depr.symg
subtype.durill
subtype.testa



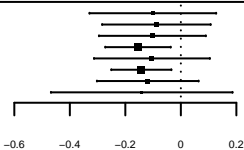
Observed Outcome

Estimate [95% CI]

-0.20 [-0.34, -0.07]
-0.21 [-0.41, -0.01]
-0.23 [-0.40, -0.06]
-0.24 [-0.40, -0.09]
-0.22 [-0.42, -0.02]
-0.27 [-0.38, -0.16]
-0.22 [-0.37, -0.07]
-0.23 [-0.42, -0.04]

M parahippocampal_surfavg

original
antidepress.med
antipsych.med
subtype.binge.purge
subtype.restrictive
depr.symg
subtype.durill
subtype.testa



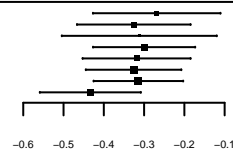
Observed Outcome

Estimate [95% CI]

-0.10 [-0.33, 0.13]
-0.09 [-0.28, 0.11]
-0.10 [-0.30, 0.09]
-0.15 [-0.27, -0.04]
-0.10 [-0.31, 0.10]
-0.14 [-0.25, -0.03]
-0.12 [-0.30, 0.06]
-0.14 [-0.47, 0.19]

M paracentral_surfavg

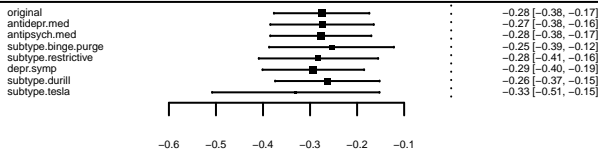
original
antidepress.med
antipsych.med
subtype.binge.purge
subtype.restrictive
depr.symg
subtype.durill
subtype.testa



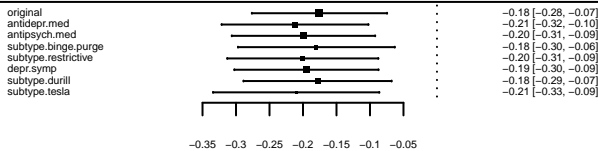
Observed Outcome

Estimate [95% CI]

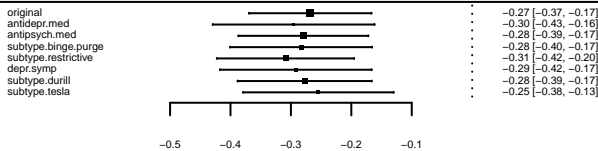
-0.27 [-0.43, -0.11]
-0.33 [-0.47, -0.18]
-0.31 [-0.50, -0.12]
-0.30 [-0.43, -0.17]
-0.32 [-0.45, -0.18]
-0.33 [-0.46, -0.21]
-0.31 [-0.43, -0.20]
-0.43 [-0.56, -0.31]

M_parsopercularis_surfavg

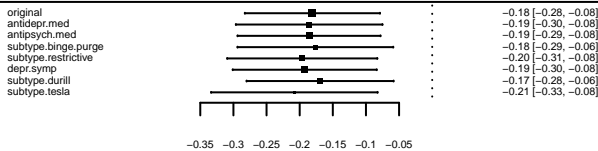
Observed Outcome

Estimate [95% CI]**M_parsorbitalis_surfavg**

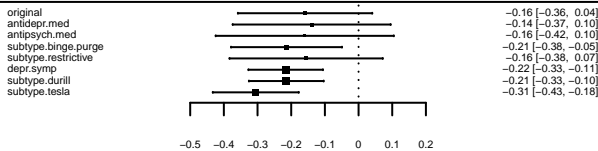
Observed Outcome

Estimate [95% CI]**M_parstriangularis_surfavg**

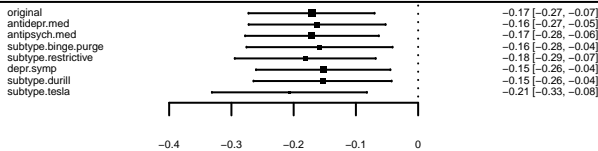
Observed Outcome

Estimate [95% CI]**M_pericalcarine_surfavg**

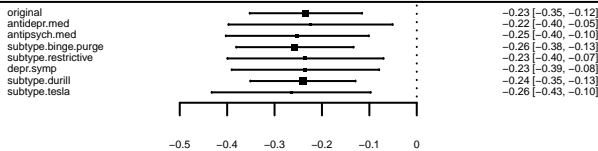
Observed Outcome

Estimate [95% CI]**M_postcentral_surfavg**

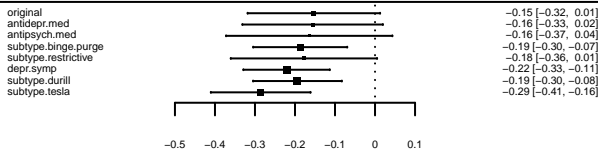
Observed Outcome

Estimate [95% CI]**M_posteriorcingulate_surfavg**

Observed Outcome

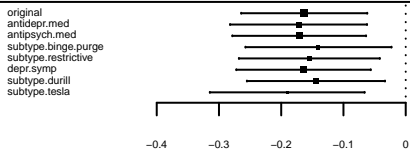
Estimate [95% CI]**M_precentral_surfavg**

Observed Outcome

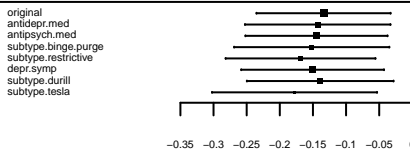
Estimate [95% CI]**M_preceuneus_surfavg**

Observed Outcome

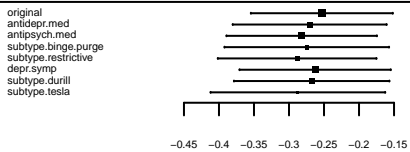
Estimate [95% CI]

M_rostralanteriorcingulate_surfvag

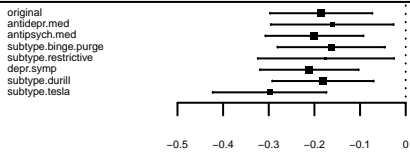
Observed Outcome

Estimate [95% CI]**M_rostralmiddlefrontal_surfvag**

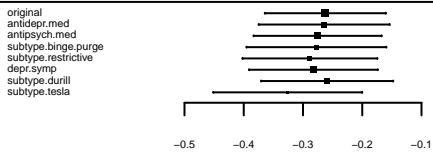
Observed Outcome

Estimate [95% CI]**M_superiorfrontal_surfvag**

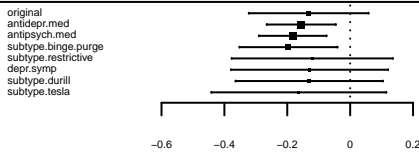
Observed Outcome

Estimate [95% CI]**M_superioparietal_surfvag**

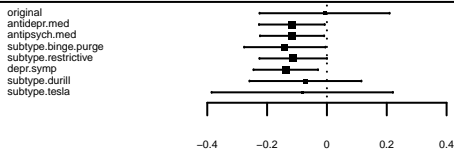
Observed Outcome

Estimate [95% CI]**M_superiortemporal_surfvag**

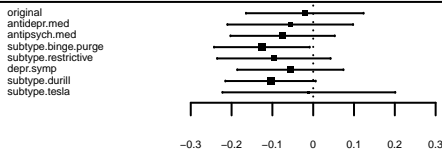
Observed Outcome

Estimate [95% CI]**M_supramarginal_surfvag**

Observed Outcome

Estimate [95% CI]**M_frontalpole_surfvag**

Observed Outcome

Estimate [95% CI]**M_temporalpole_surfvag**

Observed Outcome

Estimate [95% CI]

M_transversetemporal_surfvag

	Estimate [95% CI]
original	-0.29 [-0.42, -0.15]
antidepress.med	-0.33 [-0.44, -0.22]
antipsych.med	-0.35 [-0.45, -0.24]
subtype.binge.purge	-0.32 [-0.44, -0.21]
subtype.restrictive	-0.34 [-0.45, -0.22]
depr.symg	-0.36 [-0.47, -0.25]
subtype.durill	-0.31 [-0.42, -0.20]
subtype.tesla	-0.40 [-0.55, -0.26]

-0.6 -0.5 -0.4 -0.3 -0.2 -0.1

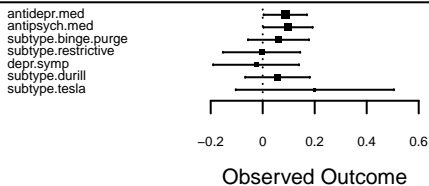
Observed Outcome

M_insula_surfvag

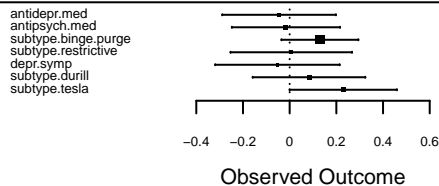
	Estimate [95% CI]
original	-0.15 [-0.34, 0.04]
antidepress.med	-0.16 [-0.37, 0.06]
antipsych.med	-0.15 [-0.35, 0.06]
subtype.binge.purge	-0.23 [-0.40, -0.07]
subtype.restrictive	-0.18 [-0.42, 0.06]
depr.symg	-0.24 [-0.34, -0.13]
subtype.durill	-0.17 [-0.39, 0.05]
subtype.tesla	-0.21 [-0.49, 0.07]

-0.5 -0.4 -0.3 -0.2 -0.1 0 0.1

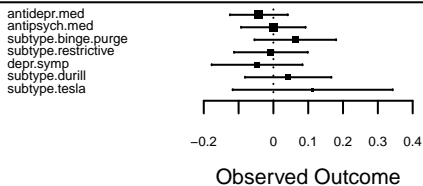
Observed Outcome

M_bankssts_surfvag**Estimate [95% CI]**

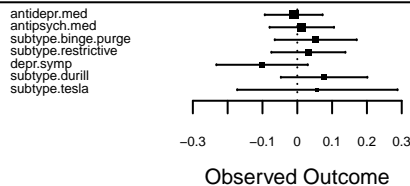
0.09 [0.00, 0.17]
0.10 [0.00, 0.19]
0.06 [-0.06, 0.18]
-0.00 [-0.15, 0.14]
-0.03 [-0.19, 0.14]
0.06 [-0.07, 0.18]
0.20 [-0.10, 0.50]

M_caudalanteriorcingulate_surfvag**Estimate [95% CI]**

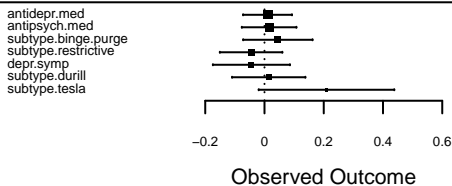
-0.05 [-0.29, 0.20]
-0.02 [-0.25, 0.22]
0.13 [-0.04, 0.29]
0.01 [-0.25, 0.27]
-0.05 [-0.32, 0.21]
0.08 [-0.16, 0.32]
0.23 [-0.00, 0.46]

M_caudalmiddlefrontal_surfvag**Estimate [95% CI]**

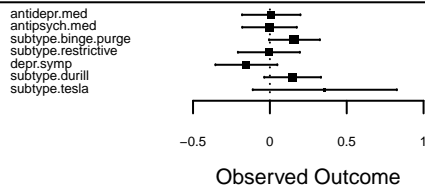
-0.04 [-0.12, 0.04]
-0.00 [-0.09, 0.09]
0.06 [-0.05, 0.18]
-0.01 [-0.11, 0.10]
-0.05 [-0.18, 0.08]
0.04 [-0.08, 0.17]
0.11 [-0.12, 0.34]

M_cuneus_surfvag**Estimate [95% CI]**

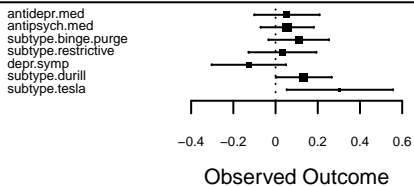
-0.01 [-0.09, 0.07]
0.01 [-0.08, 0.11]
0.05 [-0.06, 0.17]
0.03 [-0.07, 0.14]
-0.10 [-0.23, 0.03]
0.08 [-0.05, 0.20]
0.06 [-0.17, 0.29]

M_entorhinal_surfvag**Estimate [95% CI]**

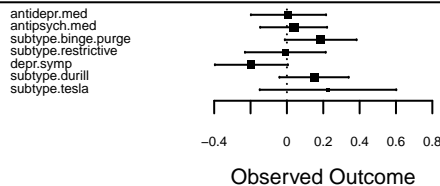
0.01 [-0.07, 0.09]
0.02 [-0.08, 0.11]
0.05 [-0.07, 0.16]
-0.05 [-0.15, 0.06]
-0.04 [-0.17, 0.09]
0.01 [-0.11, 0.14]
0.21 [-0.02, 0.44]

M_fusiform_surfvag**Estimate [95% CI]**

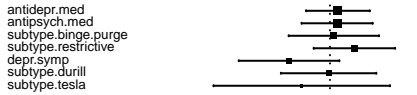
0.01 [-0.18, 0.20]
-0.00 [-0.18, 0.17]
0.16 [-0.01, 0.33]
-0.01 [-0.21, 0.20]
-0.15 [-0.35, 0.05]
0.15 [-0.04, 0.33]
0.36 [-0.11, 0.83]

M_inferioparietal_surfvag**Estimate [95% CI]**

0.05 [-0.10, 0.21]
0.06 [-0.07, 0.18]
0.11 [-0.03, 0.25]
0.03 [-0.13, 0.19]
-0.13 [-0.30, 0.05]
0.13 [0.00, 0.27]
0.30 [0.05, 0.56]

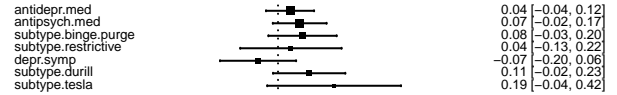
M_inferiortemporal_surfvag**Estimate [95% CI]**

0.01 [-0.20, 0.22]
0.04 [-0.15, 0.22]
0.19 [-0.01, 0.38]
-0.01 [-0.23, 0.21]
-0.20 [-0.40, 0.01]
0.15 [-0.04, 0.34]
0.23 [-0.15, 0.60]

M_isthmuscingulate_surfavg

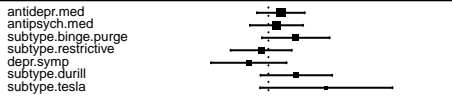
Observed Outcome

Observed Outcome

Estimate [95% CI]**M_lateraloccipital_surfavg**

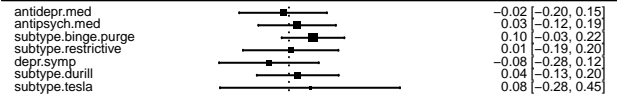
Observed Outcome

Observed Outcome

Estimate [95% CI]**M_lateralorbitofrontal_surfavg**


Observed Outcome

Observed Outcome

Estimate [95% CI]**M_lingual_surfavg**

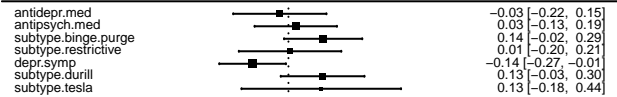
Observed Outcome

Observed Outcome

Estimate [95% CI]**M_medialorbitofrontal_surfavg**

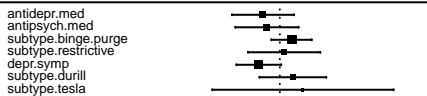
Observed Outcome

Observed Outcome

Estimate [95% CI]**M_middletemporal_surfavg**

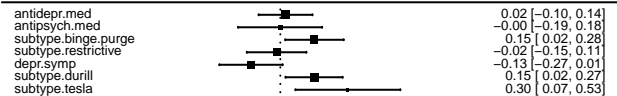
Observed Outcome

Observed Outcome

Estimate [95% CI]**M_parahippocampal_surfavg**

Observed Outcome

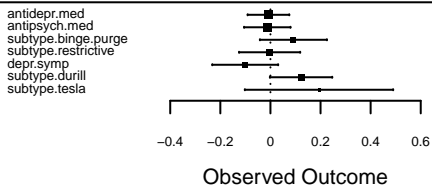
Observed Outcome

Estimate [95% CI]**M_paracentral_surfavg**

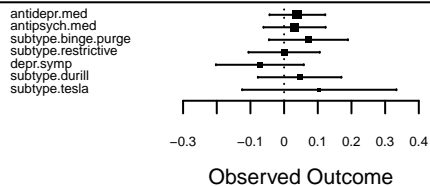
Observed Outcome

Observed Outcome

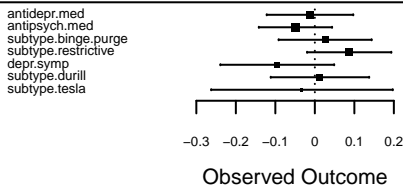
Estimate [95% CI]

M_parsopercularis_surfavg**Estimate [95% CI]**

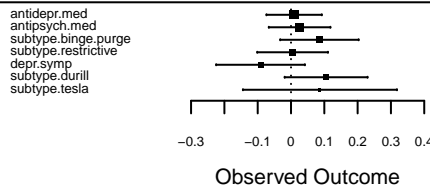
-0.01 [-0.09, 0.08]
 -0.01 [-0.11, 0.08]
 0.09 [-0.04, 0.23]
 -0.00 [-0.13, 0.12]
 -0.10 [-0.23, 0.03]
 0.12 [-0.00, 0.25]
 0.19 [-0.10, 0.49]

M_parsorbitalis_surfavg**Estimate [95% CI]**

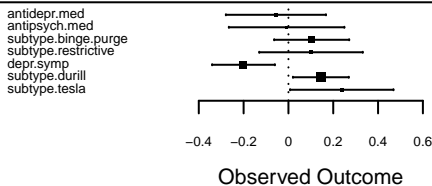
0.04 [-0.04, 0.12]
 0.03 [-0.06, 0.12]
 0.07 [-0.04, 0.19]
 0.00 [-0.11, 0.11]
 -0.07 [-0.20, 0.06]
 0.05 [-0.08, 0.17]
 0.10 [-0.12, 0.33]

M_parsotriangularis_surfavg**Estimate [95% CI]**

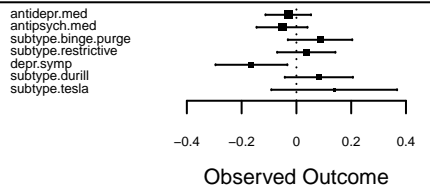
-0.01 [-0.12, 0.10]
 -0.05 [-0.14, 0.04]
 0.03 [-0.09, 0.14]
 0.09 [-0.02, 0.19]
 -0.10 [-0.24, 0.05]
 0.01 [-0.11, 0.14]
 -0.03 [-0.26, 0.20]

M_pericalcarine_surfavg**Estimate [95% CI]**

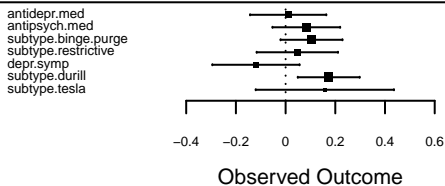
0.01 [-0.07, 0.09]
 0.03 [-0.07, 0.12]
 0.09 [-0.03, 0.20]
 0.00 [-0.10, 0.11]
 -0.09 [-0.22, 0.04]
 0.11 [-0.02, 0.23]
 0.09 [-0.14, 0.32]

M_postcentral_surfavg**Estimate [95% CI]**

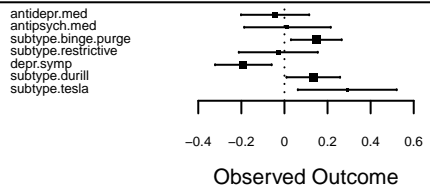
-0.06 [-0.28, 0.17]
 -0.01 [-0.27, 0.25]
 0.10 [-0.06, 0.27]
 0.10 [-0.13, 0.33]
 -0.20 [-0.34, -0.06]
 0.14 [0.02, 0.27]
 0.24 [0.01, 0.47]

M_posteriorcingulate_surfavg**Estimate [95% CI]**

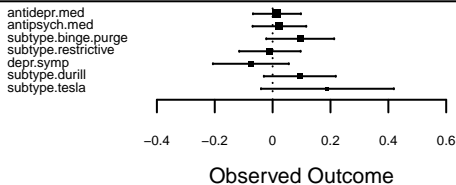
-0.03 [-0.11, 0.05]
 -0.05 [-0.15, 0.04]
 0.09 [-0.03, 0.20]
 0.04 [-0.07, 0.14]
 -0.16 [-0.30, -0.03]
 0.08 [-0.04, 0.21]
 0.14 [-0.09, 0.37]

M_precentral_surfavg**Estimate [95% CI]**

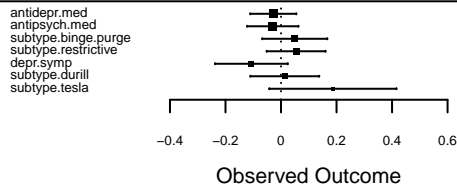
0.01 [-0.14, 0.16]
 0.08 [-0.05, 0.22]
 0.10 [-0.02, 0.23]
 0.05 [-0.12, 0.21]
 -0.12 [-0.29, 0.06]
 0.17 [0.05, 0.30]
 0.16 [-0.12, 0.44]

M_precuneus_surfavg**Estimate [95% CI]**

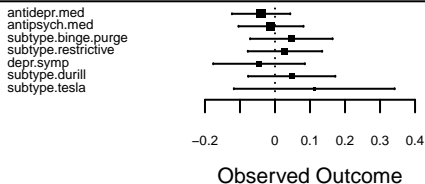
-0.04 [-0.20, 0.11]
 0.01 [-0.19, 0.21]
 0.15 [0.03, 0.27]
 -0.03 [-0.21, 0.15]
 -0.19 [-0.32, -0.06]
 0.13 [0.01, 0.26]
 0.29 [0.06, 0.52]

M_rostralanteriorcingulate_surfavg**Estimate [95% CI]**

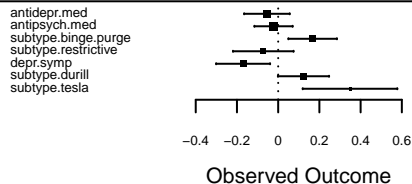
antidepr.med	0.01	[-0.07, 0.10]
antipsych.med	0.02	[-0.07, 0.12]
subtype.binge.purge	0.10	[-0.02, 0.21]
subtype.restrictive	-0.01	[-0.12, 0.10]
depr.symp	-0.08	[-0.21, 0.06]
subtype.durill	0.09	[-0.03, 0.22]
subtype.tesia	0.19	[-0.04, 0.42]

M_rostralmiddlefrontal_surfavg**Estimate [95% CI]**

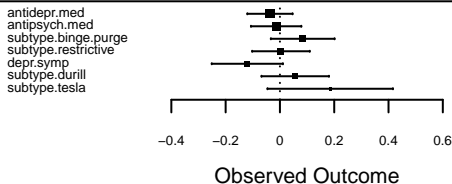
antidepr.med	-0.03	[-0.11, 0.06]
antipsych.med	-0.03	[-0.12, 0.06]
subtype.binge.purge	0.05	[-0.07, 0.17]
subtype.restrictive	0.05	[-0.05, 0.16]
depr.symp	-0.11	[-0.24, 0.02]
subtype.durill	0.01	[-0.11, 0.14]
subtype.tesia	0.19	[-0.04, 0.42]

M_superiorfrontal_surfavg**Estimate [95% CI]**

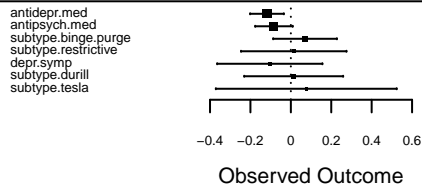
antidepr.med	-0.04	[-0.12, 0.04]
antipsych.med	-0.01	[-0.10, 0.08]
subtype.binge.purge	0.05	[-0.07, 0.16]
subtype.restrictive	0.03	[-0.06, 0.13]
depr.symp	-0.05	[-0.18, 0.09]
subtype.durill	0.05	[-0.08, 0.17]
subtype.tesia	0.11	[-0.12, 0.34]

M_superiorparietal_surfavg**Estimate [95% CI]**

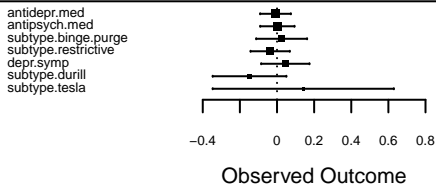
antidepr.med	-0.05	[-0.17, 0.06]
antipsych.med	-0.02	[-0.12, 0.07]
subtype.binge.purge	0.17	[0.05, 0.29]
subtype.restrictive	-0.07	[-0.22, 0.07]
depr.symp	-0.17	[-0.30, -0.04]
subtype.durill	0.12	[-0.00, 0.25]
subtype.tesia	0.35	[0.12, 0.58]

M_superiortemporal_surfavg**Estimate [95% CI]**

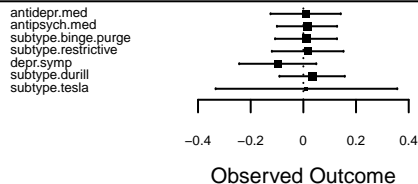
antidepr.med	-0.04	[-0.12, 0.05]
antipsych.med	-0.01	[-0.11, 0.08]
subtype.binge.purge	0.08	[-0.03, 0.20]
subtype.restrictive	0.00	[-0.10, 0.11]
depr.symp	-0.12	[-0.25, 0.01]
subtype.durill	0.06	[-0.07, 0.18]
subtype.tesia	0.19	[-0.05, 0.42]

M_supramarginal_surfavg**Estimate [95% CI]**

antidepr.med	-0.12	[-0.20, -0.03]
antipsych.med	-0.08	[-0.18, 0.01]
subtype.binge.purge	0.07	[-0.09, 0.23]
subtype.restrictive	0.01	[-0.25, 0.28]
depr.symp	-0.10	[-0.36, 0.16]
subtype.durill	0.01	[-0.23, 0.26]
subtype.tesia	0.08	[-0.37, 0.52]

M_frontalpole_surfavg**Estimate [95% CI]**

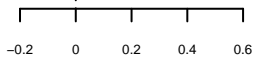
antidepr.med	-0.01	[-0.09, 0.07]
antipsych.med	0.00	[-0.09, 0.09]
subtype.binge.purge	0.02	[-0.11, 0.16]
subtype.restrictive	-0.04	[-0.14, 0.07]
depr.symp	0.04	[-0.09, 0.17]
subtype.durill	-0.15	[-0.35, 0.05]
subtype.tesia	0.14	[-0.35, 0.63]

M_temporalpole_surfavg**Estimate [95% CI]**

antidepr.med	0.01	[-0.12, 0.14]
antipsych.med	0.01	[-0.10, 0.13]
subtype.binge.purge	0.01	[-0.11, 0.13]
subtype.restrictive	0.02	[-0.12, 0.13]
depr.symp	-0.10	[-0.24, 0.05]
subtype.durill	0.03	[-0.09, 0.16]
subtype.tesia	0.01	[-0.33, 0.36]

M_transversetemporal_surfvag

antidepr.med
antipsych.med
subtype.binge.purge
subtype.restrictive
depr.symp
subtype.durill
subtype.tesia



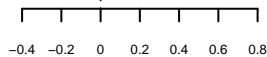
Observed Outcome

Estimate [95% CI]

-0.06 [-0.14, 0.03]
-0.03 [-0.12, 0.06]
0.08 [-0.04, 0.19]
-0.02 [-0.12, 0.09]
-0.04 [-0.17, 0.09]
0.05 [-0.08, 0.17]
0.23 [-0.03, 0.48]

M_insula_surfvag

antidepr.med
antipsych.med
subtype.binge.purge
subtype.restrictive
depr.symp
subtype.durill
subtype.tesia



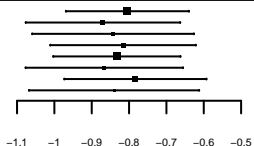
Observed Outcome

Estimate [95% CI]

-0.03 [-0.24, 0.18]
-0.03 [-0.22, 0.17]
0.10 [-0.07, 0.27]
0.08 [-0.16, 0.33]
-0.17 [-0.30, -0.04]
0.07 [-0.16, 0.30]
0.18 [-0.27, 0.62]

M_bankssts_thickavg

original
antidepress.med
antipsych.med
subtype.binge.purge
subtype.restrictive
depr.symg
subtype.durill
subtype.testa



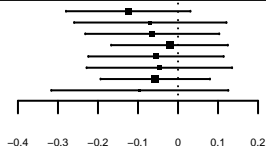
Observed Outcome

Estimate [95% CI]

-0.80 [-0.97, -0.64]
-0.87 [-1.08, -0.66]
-0.84 [-1.06, -0.63]
-0.82 [-1.01, -0.62]
-0.83 [-1.00, -0.66]
-0.87 [-1.08, -0.66]
-0.78 [-0.97, -0.59]
-0.84 [-1.07, -0.61]

M_caudalanteriorcingulate_thickavg

original
antidepress.med
antipsych.med
subtype.binge.purge
subtype.restrictive
depr.symg
subtype.durill
subtype.testa



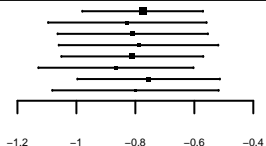
Observed Outcome

Estimate [95% CI]

-0.12 [-0.28, 0.03]
-0.07 [-0.26, 0.12]
-0.06 [-0.23, 0.10]
-0.02 [-0.17, 0.12]
-0.06 [-0.22, 0.11]
-0.08 [-0.23, 0.14]
-0.06 [-0.19, 0.08]
-0.10 [-0.32, 0.13]

M_caudalmiddlefrontal_thickavg

original
antidepress.med
antipsych.med
subtype.binge.purge
subtype.restrictive
depr.symg
subtype.durill
subtype.testa



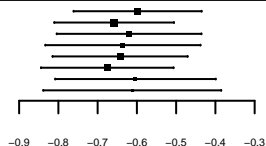
Observed Outcome

Estimate [95% CI]

-0.78 [-0.98, -0.57]
-0.83 [-1.10, -0.56]
-0.81 [-1.06, -0.55]
-0.79 [-1.06, -0.52]
-0.81 [-1.05, -0.57]
-0.87 [-1.13, -0.60]
-0.76 [-1.00, -0.51]
-0.80 [-1.08, -0.52]

M_cuneus_thickavg

original
antidepress.med
antipsych.med
subtype.binge.purge
subtype.restrictive
depr.symg
subtype.durill
subtype.testa



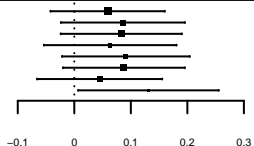
Observed Outcome

Estimate [95% CI]

-0.60 [-0.76, -0.44]
-0.66 [-0.81, -0.51]
-0.62 [-0.80, -0.44]
-0.64 [-0.83, -0.44]
-0.64 [-0.81, -0.47]
-0.68 [-0.84, -0.51]
-0.60 [-0.81, -0.40]
-0.61 [-0.84, -0.39]

M_entorhinal_thickavg

original
antidepress.med
antipsych.med
subtype.binge.purge
subtype.restrictive
depr.symg
subtype.durill
subtype.testa



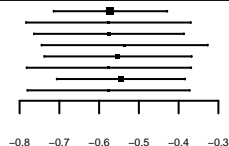
Observed Outcome

Estimate [95% CI]

0.06 [-0.04, 0.16]
0.09 [-0.02, 0.20]
0.08 [-0.02, 0.19]
0.06 [-0.05, 0.18]
0.09 [-0.02, 0.20]
0.09 [-0.02, 0.20]
0.04 [-0.07, 0.16]
0.13 [0.01, 0.26]

M_fusiform_thickavg

original
antidepress.med
antipsych.med
subtype.binge.purge
subtype.restrictive
depr.symg
subtype.durill
subtype.testa



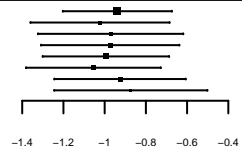
Observed Outcome

Estimate [95% CI]

-0.57 [-0.71, -0.43]
-0.56 [-0.78, -0.37]
-0.58 [-0.76, -0.39]
-0.54 [-0.74, -0.33]
-0.55 [-0.74, -0.37]
-0.58 [-0.78, -0.37]
-0.56 [-0.71, -0.38]
-0.58 [-0.78, -0.37]

M_inferioparietal_thickavg

original
antidepress.med
antipsych.med
subtype.binge.purge
subtype.restrictive
depr.symg
subtype.durill
subtype.testa



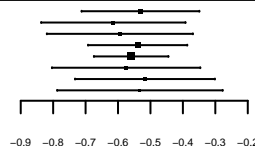
Observed Outcome

Estimate [95% CI]

-0.94 [-1.20, -0.67]
-1.02 [-1.36, -0.69]
-0.97 [-1.32, -0.62]
-0.97 [-1.31, -0.64]
-0.99 [-1.30, -0.69]
-1.05 [-1.36, -0.73]
-0.93 [-1.24, -0.61]
-0.87 [-1.24, -0.50]

M_inferiotemporal_thickavg

original
antidepress.med
antipsych.med
subtype.binge.purge
subtype.restrictive
depr.symg
subtype.durill
subtype.testa



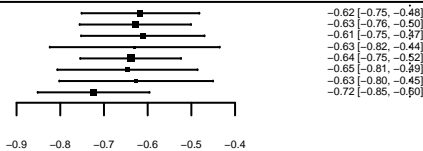
Observed Outcome

Estimate [95% CI]

-0.53 [-0.71, -0.35]
-0.61 [-0.84, -0.39]
-0.59 [-0.82, -0.37]
-0.54 [-0.69, -0.39]
-0.56 [-0.67, -0.44]
-0.63 [-0.80, -0.35]
-0.52 [-0.73, -0.30]
-0.53 [-0.79, -0.28]

M_isthmuscingulate_thickavg

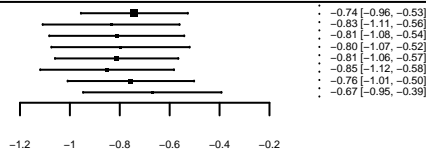
original
antidepress.med
antipsych.med
subtype.binge.purge
subtype.restrictive
depr.symg
subtype.durill
subtype.testa



Observed Outcome

Estimate [95% CI]**M_lateraloccipital_thickavg**

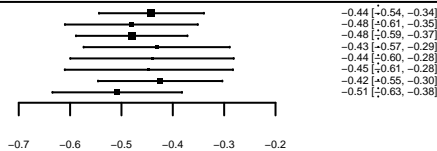
original
antidepress.med
antipsych.med
subtype.binge.purge
subtype.restrictive
depr.symg
subtype.durill
subtype.testa



Observed Outcome

Estimate [95% CI]**M_lateralorbitofrontal_thickavg**

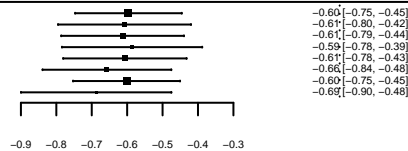
original
antidepress.med
antipsych.med
subtype.binge.purge
subtype.restrictive
depr.symg
subtype.durill
subtype.testa



Observed Outcome

Estimate [95% CI]**M_lingual_thickavg**

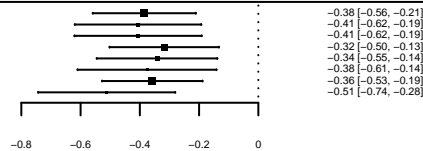
original
antidepress.med
antipsych.med
subtype.binge.purge
subtype.restrictive
depr.symg
subtype.durill
subtype.testa



Observed Outcome

Estimate [95% CI]**M_medialorbitofrontal_thickavg**

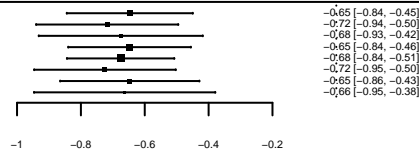
original
antidepress.med
antipsych.med
subtype.binge.purge
subtype.restrictive
depr.symg
subtype.durill
subtype.testa



Observed Outcome

Estimate [95% CI]**M_middletemporal_thickavg**

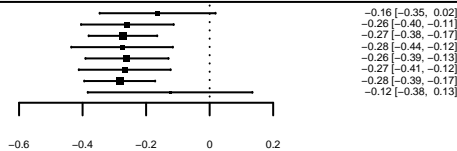
original
antidepress.med
antipsych.med
subtype.binge.purge
subtype.restrictive
depr.symg
subtype.durill
subtype.testa



Observed Outcome

Estimate [95% CI]**M_parahippocampal_thickavg**

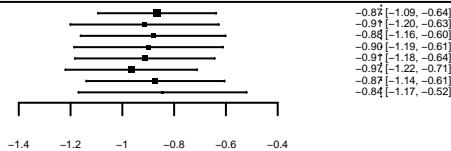
original
antidepress.med
antipsych.med
subtype.binge.purge
subtype.restrictive
depr.symg
subtype.durill
subtype.testa



Observed Outcome

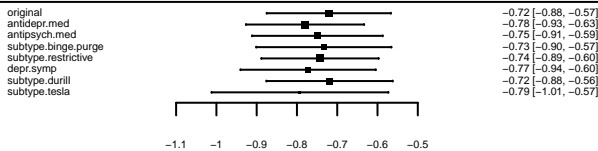
Estimate [95% CI]**M_paracentral_thickavg**

original
antidepress.med
antipsych.med
subtype.binge.purge
subtype.restrictive
depr.symg
subtype.durill
subtype.testa

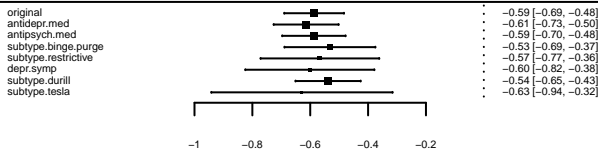


Observed Outcome

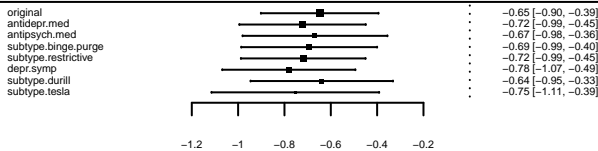
Estimate [95% CI]

M_parsopercularis_thickavg

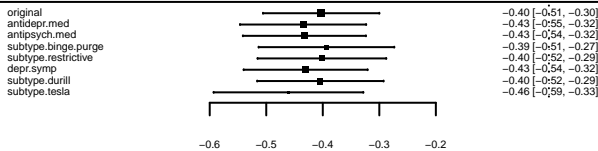
Observed Outcome

M_parsorbitalis_thickavg

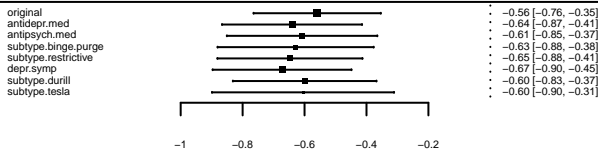
Observed Outcome

M_parstriangularis_thickavg

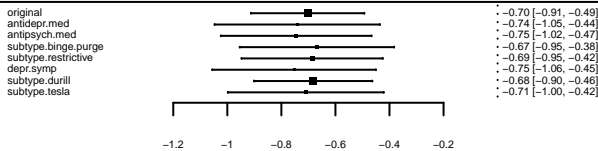
Observed Outcome

M_pericalcarine_thickavg

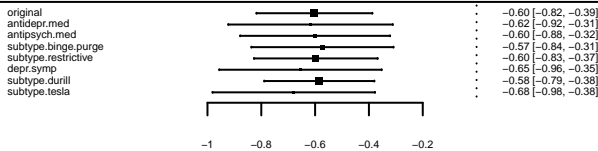
Observed Outcome

M_postcentral_thickavg

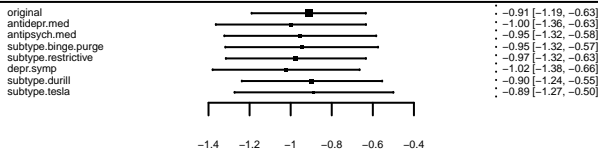
Observed Outcome

M_posteriorcingulate_thickavg

Observed Outcome

M_precentral_thickavg


Observed Outcome

M_preuneus_thickavg

Observed Outcome

M_rostralanteriorcingulate_thickavg

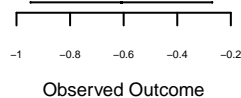
	Estimate [95% CI]
original	-0.06 [-0.21, 0.10]
antidepress.med	-0.06 [-0.28, 0.15]
antipsych.med	-0.05 [-0.26, 0.17]
subtype.binge.purge	-0.06 [-0.19, 0.07]
subtype.restrictive	-0.07 [-0.30, 0.15]
depr.symg	-0.02 [-0.22, 0.18]
subtype.durill	-0.07 [-0.26, 0.13]
subtype.testa	-0.02 [-0.24, 0.21]



Estimate [95% CI]

M_rostralmiddlefrontal_thickavg


	Estimate [95% CI]
original	-0.56 [-0.80, -0.32]
antidepress.med	-0.66 [-0.93, -0.38]
antipsych.med	-0.61 [-0.90, -0.32]
subtype.binge.purge	-0.58 [-0.81, -0.34]
subtype.restrictive	-0.61 [-0.83, -0.39]
depr.symg	-0.66 [-0.93, -0.38]
subtype.durill	-0.54 [-0.80, -0.29]
subtype.testa	-0.61 [-0.95, -0.27]



Estimate [95% CI]

M_superiorfrontal_thickavg


	Estimate [95% CI]
original	-0.82 [-1.08, -0.56]
antidepress.med	-0.85 [-1.15, -0.54]
antipsych.med	-0.81 [-1.12, -0.50]
subtype.binge.purge	-0.81 [-1.13, -0.49]
subtype.restrictive	-0.85 [-1.14, -0.55]
depr.symg	-0.92 [-1.23, -0.60]
subtype.durill	-0.80 [-1.10, -0.50]
subtype.testa	-0.83 [-1.21, -0.46]



Estimate [95% CI]

M_superiorparietal_thickavg


	Estimate [95% CI]
original	-0.96 [-1.20, -0.69]
antidepress.med	-1.03 [-1.36, -0.71]
antipsych.med	-1.00 [-1.32, -0.67]
subtype.binge.purge	-0.98 [-1.30, -0.66]
subtype.restrictive	-1.01 [-1.30, -0.71]
depr.symg	-1.05 [-1.40, -0.73]
subtype.durill	-0.93 [-1.23, -0.63]
subtype.testa	-0.94 [-1.29, -0.59]



Estimate [95% CI]

M_superiortemporal_thickavg

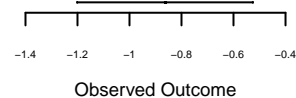
	Estimate [95% CI]
original	-0.52 [-0.71, -0.34]
antidepress.med	-0.61 [-0.82, -0.40]
antipsych.med	-0.57 [-0.81, -0.34]
subtype.binge.purge	-0.53 [-0.72, -0.34]
subtype.restrictive	-0.56 [-0.75, -0.38]
depr.symg	-0.69 [-0.81, -0.37]
subtype.durill	-0.53 [-0.74, -0.32]
subtype.testa	-0.58 [-0.85, -0.31]



Estimate [95% CI]

M_supramarginal_thickavg

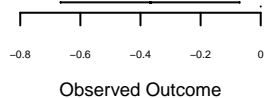
	Estimate [95% CI]
original	-0.85 [-1.09, -0.61]
antidepress.med	-0.90 [-1.16, -0.65]
antipsych.med	-0.85 [-1.14, -0.57]
subtype.binge.purge	-0.87 [-1.15, -0.59]
subtype.restrictive	-0.90 [-1.16, -0.64]
depr.symg	-0.95 [-1.22, -0.69]
subtype.durill	-0.84 [-1.12, -0.55]
subtype.testa	-0.86 [-1.20, -0.53]



Estimate [95% CI]

M_frontalpole_thickavg


	Estimate [95% CI]
original	-0.39 [-0.60, -0.19]
antidepress.med	-0.44 [-0.67, -0.20]
antipsych.med	-0.44 [-0.65, -0.23]
subtype.binge.purge	-0.37 [-0.59, -0.16]
subtype.restrictive	-0.39 [-0.51, -0.28]
depr.symg	-0.40 [-0.62, -0.18]
subtype.durill	-0.40 [-0.56, -0.24]
subtype.testa	-0.37 [-0.67, -0.07]



Estimate [95% CI]

M_temporalpole_thickavg

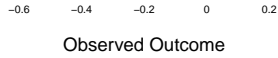
	Estimate [95% CI]
original	0.02 [-0.16, 0.20]
antidepress.med	0.02 [-0.21, 0.25]
antipsych.med	0.01 [-0.21, 0.24]
subtype.binge.purge	0.11 [-0.08, 0.30]
subtype.restrictive	0.06 [-0.19, 0.30]
depr.symg	0.04 [-0.18, 0.27]
subtype.durill	0.02 [-0.21, 0.25]
subtype.testa	0.02 [-0.24, 0.28]



Estimate [95% CI]

M_transversetemporal_thickavg

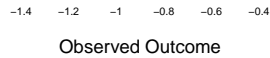
	Estimate [95% CI]
original	-0.26 [-0.46, -0.07]
antidepress.med	-0.20 [-0.43, 0.02]
antipsych.med	-0.19 [-0.40, 0.02]
subtype.binge.purge	-0.22 [-0.47, 0.04]
subtype.restrictive	-0.25 [-0.50, 0.01]
depr.symg	-0.23 [-0.46, 0.01]
subtype.durill	-0.23 [-0.47, 0.01]
subtype.testa	-0.26 [-0.55, 0.02]

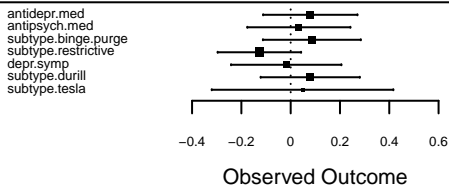
**M_insula_thickavg**

	Estimate [95% CI]
original	-0.33 [-0.52, -0.14]
antidepress.med	-0.36 [-0.62, -0.09]
antipsych.med	-0.35 [-0.59, -0.11]
subtype.binge.purge	-0.33 [-0.48, -0.17]
subtype.restrictive	-0.32 [-0.44, -0.21]
depr.symg	-0.36 [-0.63, -0.09]
subtype.durill	-0.36 [-0.60, -0.13]
subtype.testa	-0.39 [-0.66, -0.13]

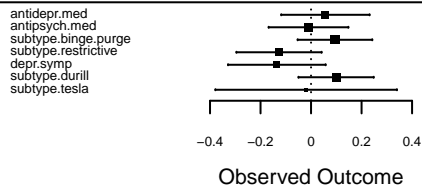
**MThickness**

	Estimate [95% CI]
original	-0.90 [-1.15, -0.65]
antidepress.med	-0.96 [-1.27, -0.66]
antipsych.med	-0.93 [-1.24, -0.61]
subtype.binge.purge	-0.91 [-1.21, -0.61]
subtype.restrictive	-0.94 [-1.22, -0.67]
depr.symg	-1.02 [-1.34, -0.71]
subtype.durill	-0.88 [-1.17, -0.59]
subtype.testa	-0.94 [-1.30, -0.58]

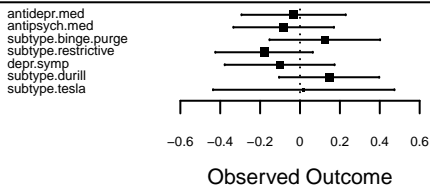


M_bankssts_thickavg**Estimate [95% CI]**

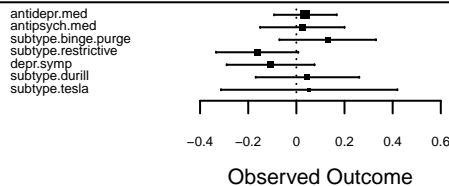
antidepr.med	0.08 [-0.11, 0.27]
antipsych.med	0.03 [-0.18, 0.24]
subtype.binge.purge	0.09 [-0.11, 0.28]
subtype.restrictive	-0.13 [-0.30, 0.04]
depr.symp	-0.02 [-0.24, 0.21]
subtype.durill	0.08 [-0.12, 0.28]
subtype.tesia	0.05 [-0.32, 0.42]

M_caudalanteriorcingulate_thickavg**Estimate [95% CI]**

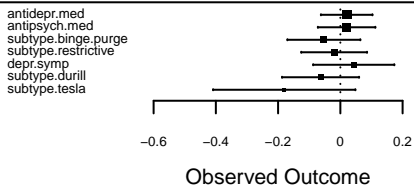
antidepr.med	0.06 [-0.12, 0.23]
antipsych.med	-0.01 [-0.17, 0.15]
subtype.binge.purge	0.09 [-0.05, 0.24]
subtype.restrictive	-0.13 [-0.30, 0.04]
depr.symp	-0.14 [-0.33, 0.06]
subtype.durill	0.10 [-0.05, 0.25]
subtype.tesia	-0.02 [-0.38, 0.34]

M_caudalmiddlefrontal_thickavg**Estimate [95% CI]**

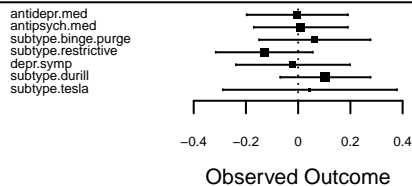
antidepr.med	-0.03 [-0.29, 0.23]
antipsych.med	-0.08 [-0.33, 0.17]
subtype.binge.purge	0.12 [-0.15, 0.40]
subtype.restrictive	-0.18 [-0.42, 0.06]
depr.symp	-0.10 [-0.38, 0.17]
subtype.durill	0.15 [-0.10, 0.40]
subtype.tesia	0.02 [-0.44, 0.47]

M_cuneus_thickavg**Estimate [95% CI]**

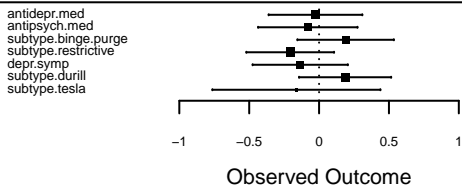
antidepr.med	0.04 [-0.09, 0.17]
antipsych.med	0.02 [-0.15, 0.20]
subtype.binge.purge	0.13 [-0.07, 0.33]
subtype.restrictive	-0.16 [-0.35, 0.01]
depr.symp	-0.11 [-0.29, 0.08]
subtype.durill	0.05 [-0.17, 0.26]
subtype.tesia	0.05 [-0.31, 0.42]

M_entorhinal_thickavg**Estimate [95% CI]**

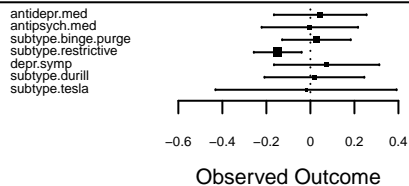
antidepr.med	0.02 [-0.06, 0.10]
antipsych.med	0.02 [-0.07, 0.11]
subtype.binge.purge	-0.05 [-0.17, 0.06]
subtype.restrictive	-0.02 [-0.13, 0.09]
depr.symp	0.04 [-0.09, 0.17]
subtype.durill	-0.06 [-0.19, 0.06]
subtype.tesia	-0.18 [-0.41, 0.05]

M_fusiform_thickavg**Estimate [95% CI]**

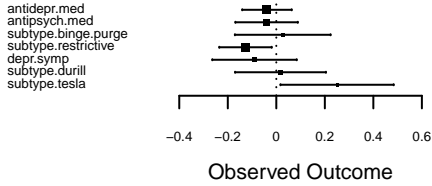
antidepr.med	-0.00 [-0.20, 0.19]
antipsych.med	0.01 [-0.17, 0.19]
subtype.binge.purge	0.06 [-0.15, 0.28]
subtype.restrictive	-0.13 [-0.32, 0.06]
depr.symp	-0.02 [-0.24, 0.20]
subtype.durill	0.10 [-0.07, 0.28]
subtype.tesia	0.04 [-0.29, 0.38]

M_inferioparietal_thickavg**Estimate [95% CI]**

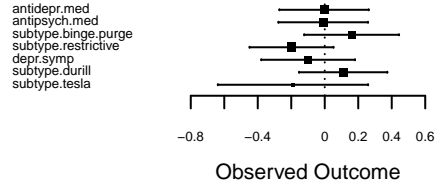
antidepr.med	-0.03 [-0.36, 0.31]
antipsych.med	-0.08 [-0.44, 0.27]
subtype.binge.purge	0.19 [-0.15, 0.54]
subtype.restrictive	-0.21 [-0.52, 0.11]
depr.symp	-0.13 [-0.48, 0.21]
subtype.durill	0.19 [-0.14, 0.52]
subtype.tesia	-0.16 [-0.76, 0.44]

M_inferiortemporal_thickavg**Estimate [95% CI]**

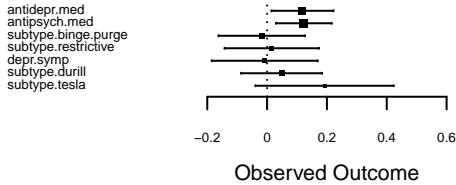
antidepr.med	0.04 [-0.17, 0.26]
antipsych.med	-0.00 [-0.22, 0.22]
subtype.binge.purge	0.03 [-0.13, 0.18]
subtype.restrictive	-0.15 [-0.26, -0.04]
depr.symp	0.07 [-0.17, 0.31]
subtype.durill	0.02 [-0.21, 0.24]
subtype.tesia	-0.02 [-0.43, 0.39]

M_isthmuscingulate_thickavg**Estimate [95% CI]**

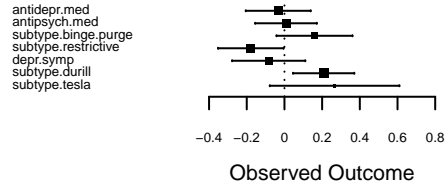
-0.04 [-0.14, 0.06]
 -0.04 [-0.17, 0.09]
 0.03 [-0.17, 0.22]
 -0.13 [-0.23, -0.02]
 -0.09 [-0.26, 0.08]
 0.02 [-0.17, 0.20]
 0.25 [0.02, 0.48]

M_lateraloccipital_thickavg**Estimate [95% CI]**

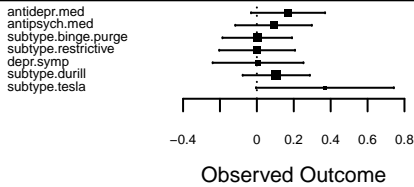
-0.00 [-0.27, 0.26]
 -0.01 [-0.28, 0.26]
 0.16 [-0.12, 0.44]
 -0.20 [-0.45, 0.05]
 -0.10 [-0.38, 0.18]
 0.11 [-0.15, 0.37]
 -0.19 [-0.64, 0.26]

M_lateralorbitofrontal_thickavg**Estimate [95% CI]**

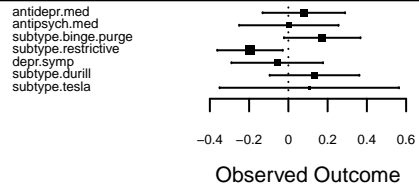
0.12 [0.01, 0.22]
 0.12 [0.03, 0.22]
 -0.02 [-0.16, 0.13]
 0.02 [-0.14, 0.17]
 -0.01 [-0.19, 0.17]
 0.05 [-0.09, 0.18]
 0.19 [-0.04, 0.42]

M_lingual_thickavg**Estimate [95% CI]**

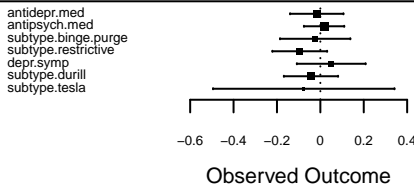
-0.03 [-0.21, 0.14]
 0.01 [-0.16, 0.17]
 0.16 [-0.04, 0.36]
 -0.18 [-0.35, -0.00]
 -0.08 [-0.28, 0.11]
 0.21 [0.05, 0.37]
 0.27 [-0.08, 0.61]

M_medialorbitofrontal_thickavg**Estimate [95% CI]**

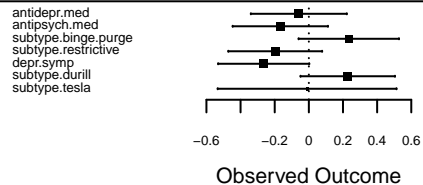
0.17 [-0.03, 0.37]
 0.09 [-0.12, 0.30]
 0.00 [-0.19, 0.19]
 0.00 [-0.20, 0.21]
 0.01 [-0.24, 0.25]
 0.11 [-0.08, 0.29]
 0.37 [-0.00, 0.74]

M_middletemporal_thickavg**Estimate [95% CI]**

0.08 [-0.13, 0.29]
 0.00 [-0.25, 0.26]
 0.17 [-0.02, 0.37]
 -0.20 [-0.36, -0.03]
 -0.06 [-0.29, 0.18]
 0.13 [-0.10, 0.36]
 0.11 [-0.35, 0.56]

M_parahippocampal_thickavg**Estimate [95% CI]**

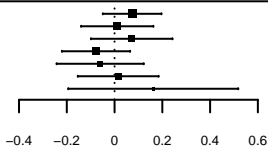
-0.02 [-0.14, 0.11]
 0.02 [-0.08, 0.11]
 0.02 [-0.19, 0.14]
 -0.09 [-0.22, 0.03]
 0.05 [-0.11, 0.21]
 -0.04 [-0.17, 0.08]
 -0.08 [-0.49, 0.34]

M_paracentral_thickavg**Estimate [95% CI]**

-0.06 [-0.34, 0.22]
 -0.17 [-0.45, 0.11]
 0.23 [-0.05, 0.53]
 -0.20 [-0.47, 0.08]
 -0.26 [-0.53, 0.00]
 0.23 [-0.05, 0.50]
 -0.01 [-0.53, 0.51]

M_parsopercularis_thickavg

antidepr.med
 antipsych.med
 subtype.binge.purge
 subtype.restrictive
 depr.symp
 subtype.durill
 subtype.tesia



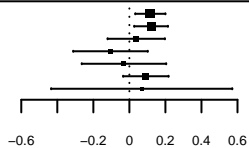
Observed Outcome

Estimate [95% CI]

0.07 [-0.05, 0.20]
 0.01 [-0.14, 0.16]
 0.07 [-0.10, 0.24]
 -0.08 [-0.22, 0.06]
 -0.06 [-0.24, 0.12]
 0.02 [-0.15, 0.18]
 0.16 [-0.19, 0.52]

M_parsorbitalis_thickavg

antidepr.med
 antipsych.med
 subtype.binge.purge
 subtype.restrictive
 depr.symp
 subtype.durill
 subtype.tesia



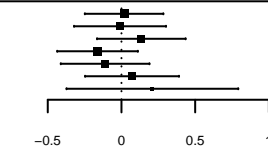
Observed Outcome

Estimate [95% CI]

0.12 [0.03, 0.20]
 0.12 [0.03, 0.21]
 0.04 [-0.12, 0.20]
 -0.10 [-0.31, 0.10]
 -0.03 [-0.26, 0.20]
 0.09 [-0.03, 0.22]
 0.07 [-0.43, 0.57]

M_parstriangularis_thickavg

antidepr.med
 antipsych.med
 subtype.binge.purge
 subtype.restrictive
 depr.symp
 subtype.durill
 subtype.tesia



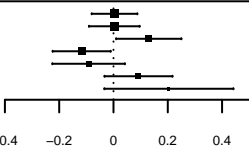
Observed Outcome

Estimate [95% CI]

0.02 [-0.25, 0.28]
 -0.01 [-0.32, 0.30]
 -0.13 [-0.17, 0.43]
 -0.16 [-0.44, 0.11]
 -0.11 [-0.41, 0.19]
 0.07 [-0.25, 0.39]
 0.21 [-0.37, 0.79]

M_pericalcarine_thickavg

antidepr.med
 antipsych.med
 subtype.binge.purge
 subtype.restrictive
 depr.symp
 subtype.durill
 subtype.tesia



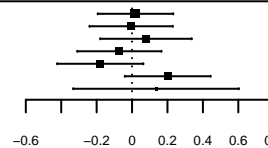
Observed Outcome

Estimate [95% CI]

0.00 [-0.08, 0.09]
 0.00 [-0.09, 0.10]
 -0.13 [0.01, 0.25]
 -0.12 [-0.22, -0.01]
 -0.09 [-0.23, 0.04]
 0.09 [-0.03, 0.22]
 0.20 [-0.03, 0.44]

M_postcentral_thickavg

antidepr.med
 antipsych.med
 subtype.binge.purge
 subtype.restrictive
 depr.symp
 subtype.durill
 subtype.tesia



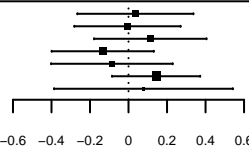
Observed Outcome

Estimate [95% CI]

0.02 [-0.19, 0.23]
 -0.01 [-0.24, 0.23]
 0.08 [-0.18, 0.34]
 -0.07 [-0.31, 0.17]
 -0.18 [-0.42, 0.06]
 0.20 [-0.04, 0.44]
 0.14 [-0.33, 0.60]

M_posteriorcingulate_thickavg

antidepr.med
 antipsych.med
 subtype.binge.purge
 subtype.restrictive
 depr.symp
 subtype.durill
 subtype.tesia



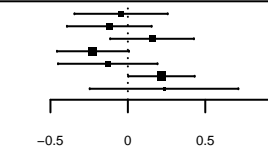
Observed Outcome

Estimate [95% CI]

0.04 [-0.27, 0.34]
 -0.01 [-0.28, 0.27]
 0.11 [-0.18, 0.41]
 -0.13 [-0.40, 0.13]
 -0.09 [-0.40, 0.23]
 0.14 [-0.09, 0.37]
 0.08 [-0.39, 0.54]

M_precentral_thickavg

antidepr.med
 antipsych.med
 subtype.binge.purge
 subtype.restrictive
 depr.symp
 subtype.durill
 subtype.tesia



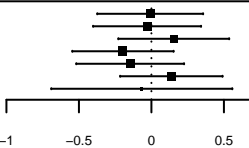
Observed Outcome

Estimate [95% CI]

-0.04 [-0.34, 0.26]
 -0.12 [-0.39, 0.15]
 0.16 [-0.11, 0.43]
 -0.23 [-0.46, 0.01]
 -0.13 [-0.45, 0.19]
 0.22 [0.00, 0.43]
 0.23 [-0.25, 0.71]

M_precuneus_thickavg

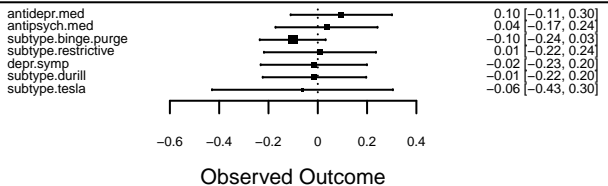
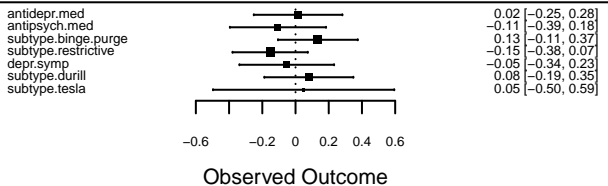
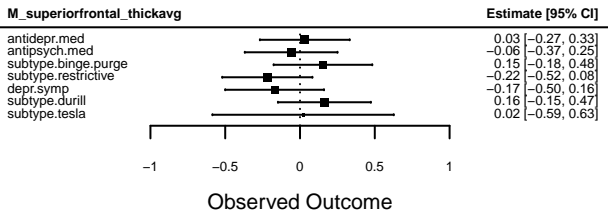
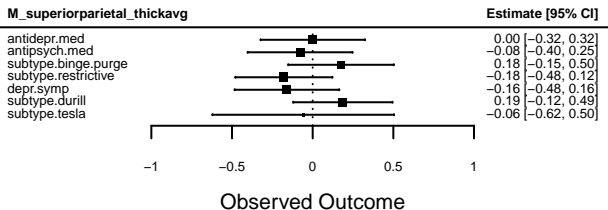
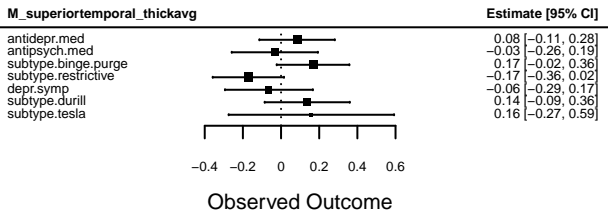
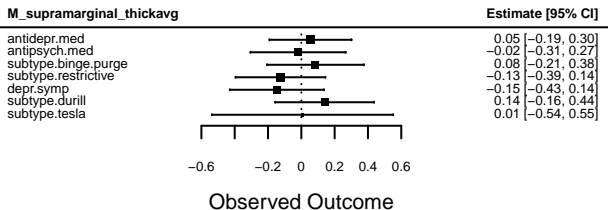
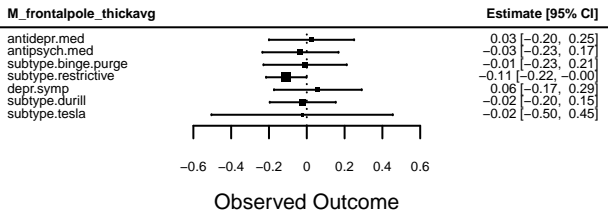
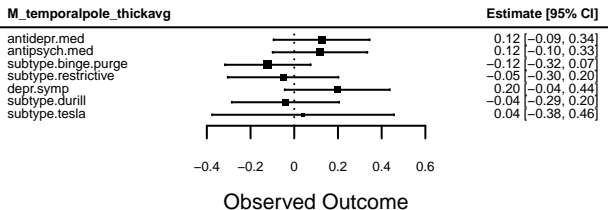
antidepr.med
 antipsych.med
 subtype.binge.purge
 subtype.restrictive
 depr.symp
 subtype.durill
 subtype.tesia



Observed Outcome

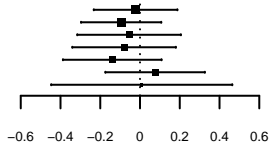
Estimate [95% CI]

-0.01 [-0.37, 0.36]
 -0.03 [-0.40, 0.34]
 0.15 [-0.23, 0.54]
 -0.20 [-0.55, 0.15]
 -0.15 [-0.52, 0.23]
 0.14 [-0.22, 0.49]
 -0.07 [-0.69, 0.56]

M_rostralanteriorcingulate_thickavg**M_rostralmiddlefrontal_thickavg****M_superiorfrontal_thickavg****M_superiorparietal_thickavg****M_superiortemporal_thickavg****M_supramarginal_thickavg****M_frontalpole_thickavg****M_temporalpole_thickavg**

M_transversetemporal_thickavg

antidepr.med
 antipsych.med
 subtype.binge.purge
 subtype.restrictive
 depr.symp
 subtype.durill
 subtype.tesia



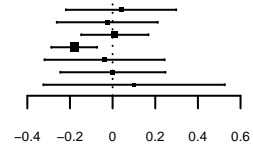
Observed Outcome

Estimate [95% CI]

-0.02 [-0.23, 0.19]
 -0.09 [-0.30, 0.11]
 -0.05 [-0.32, 0.21]
 -0.08 [-0.34, 0.18]
 -0.14 [-0.39, 0.11]
 0.08 [-0.17, 0.33]
 0.01 [-0.45, 0.46]

M_insula_thickavg

antidepr.med
 antipsych.med
 subtype.binge.purge
 subtype.restrictive
 depr.symp
 subtype.durill
 subtype.tesia



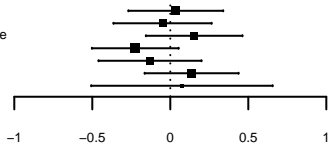
Observed Outcome

Estimate [95% CI]

0.04 [-0.22, 0.30]
 -0.03 [-0.26, 0.21]
 0.01 [-0.15, 0.17]
 -0.18 [-0.29, -0.07]
 -0.04 [-0.32, 0.24]
 0.00 [-0.24, 0.25]
 0.10 [-0.32, 0.53]

MThickness

antidepr.med
 antipsych.med
 subtype.binge.purge
 subtype.restrictive
 depr.symp
 subtype.durill
 subtype.tesia



Observed Outcome

Estimate [95% CI]

0.04 [-0.27, 0.34]
 -0.05 [-0.36, 0.26]
 0.15 [-0.16, 0.46]
 -0.22 [-0.50, 0.05]
 -0.13 [-0.46, 0.20]
 0.14 [-0.16, 0.44]
 0.07 [-0.51, 0.66]