

FRONT MATTER

Title: Characterizing menstrual bleeding changes occurring after SARS-CoV-2 vaccination

Short title: Menstrual bleeding after SARS-CoV-2 vaccination

Authors: Katharine MN Lee,^{1,2,3} Eleanor J Junkins,⁴ Urooba A Fatima,² Maria L Cox,⁵ Kathryn BH Clancy*^{2,5,6,7}

*Corresponding author, kclancy@illinois.edu

Affiliations

¹Division of Public Health Sciences, Department of Surgery, Washington University in St. Louis School of Medicine

²Department of Anthropology, University of Illinois at Urbana-Champaign

³Studies of Women, Gender, and Sexuality, Harvard University

⁴Department of Psychology, University of Illinois at Urbana-Champaign

⁵Program in Ecology, Evolution, and Conservation, University of Illinois at Urbana-Champaign

⁶Beckman Institute of Advanced Science & Technology, University of Illinois at Urbana-Champaign

⁷Institute for Genomic Biology, University of Illinois at Urbana-Champaign

Abstract

Many people began sharing that they experienced unexpected menstrual bleeding after SARS-CoV-2 inoculation. This emerging phenomenon was undeniable yet understudied. We investigated menstrual bleeding patterns among currently and formerly menstruating people, with a research design based off our expectations that these bleeding changes related to changes in clotting or inflammation, affecting normal menstrual repair. In this sample, 42% of people with regular menstrual cycles bled more heavily than usual, while 44% reported no change, after being vaccinated. Among people who typically do not menstruate, 71% of people on long-acting reversible contraceptives, 39% of people on gender-affirming hormones, and 66% of post-menopausal people reported breakthrough bleeding. We found increased/breakthrough bleeding was significantly associated with age, other vaccine side effects (fever, fatigue), history of pregnancy or birth, and ethnicity. Changes to menstrual bleeding are not uncommon nor dangerous, yet attention to these experiences is necessary to build trust in medicine.

Teaser

Increased bleeding can occur post SARS-CoV-2 vaccines; this study characterizes patterns to enable future hypothesis testing.

47 **MAIN TEXT**

48
49 **Introduction**

50 Menstruating and formerly menstruating people began sharing that they experienced
51 unexpected bleeding after being administered a SARS-CoV-2 vaccine in early 2021. Vaccine trial
52 protocols do not typically monitor for major adverse events for more than seven days, and
53 additional follow up communications do not inquire about menstrual cycles or bleeding.
54 Therefore, manufacturers had no way of addressing the extent to which this observation was a
55 coincidence or a potential side effect of the vaccines. In mainstream media coverage, medical
56 doctors and public health experts hastened to say that there was “no biological mechanism” or “no
57 data” to support a relationship between vaccine administration and menstrual changes. In other
58 cases experts declared that these changes were more likely a result of “stress”(1–4).

59 Unfortunately, dismissal by medical experts fueled greater concerns, as both vaccine
60 hesitant and anti-vaccine individuals and organizations began to conflate the possibility of short-
61 term menstrual changes with long-term harms to fertility. Pundits, politicians, religious leaders,
62 and wellness influencers worked the oft-used framing of protecting women to advise against the
63 vaccine (5–9). As the SARS-CoV-2 vaccine became available to adolescents, calls to understand
64 the menstrual changes associated with the vaccine increased as parents felt they were weighing
65 their child’s pubertal development and future fertility against their risk of getting COVID-19(10,
66 11).

67 There are in fact multiple plausible biological mechanisms to explain a relationship
68 between an acute immune challenge like a vaccine (12), its corresponding and well-known
69 systemic effects on hemostasis and inflammation (13), and menstrual repair mechanisms of the
70 uterus (14–17). The uterine reproductive system is flexible and adaptable in the face of stressors,
71 in order to weather short-term challenges in a way that leaves long-term fertility intact (18, 19).
72 We know that running a marathon may influence hormone concentrations in the short term while
73 not rendering that person infertile (20); that short-term calorie restriction that results in a loss of
74 menstrual cycling can be overcome by resuming normal feeding (21); that inflammation
75 influences ovarian hormones (22–24); and that psychosocial stressors can correspond to cycle
76 irregularity and yet resilience can buffer one from these harms (25–27). Less severe, short-term
77 stressors can and do influence menstrual cycling and menstruation, and this has been established
78 over forty years of cycle research (19, 20, 28–30); However this work has also established that
79 while sustained early stressors can influence adult hormone concentrations, short-term stressors
80 resolve and do not produce long-term effects (31); This is quite different from the sustained
81 immune assault of COVID-19 itself: studies and anecdotal reports are already demonstrating that
82 menstrual function may be disrupted long-term, particularly in those with long COVID (32).

83 Vaccines function by mobilizing the immune system to protect from disease if exposure
84 occurs. This immune activation is important, although it may also produce a cascade of other
85 localized (e.g., soreness at injection site) or systemic (e.g., fatigue, fever) inflammatory responses.
86 Studies that assess the direct effect of vaccination on the menstrual cycle are few and far between.
87 A study from 1913 identified that the typhoid vaccine was associated with menstrual
88 irregularities, which included missed, late, and early menstruation, discomfort, and heavy
89 bleeding in more than half of their female sample (33). Hepatitis B studies have also indicated
90 that menstruation could be altered (34), and a HPV post-market safety study found that over a
91 quarter of participants reported menstrual irregularity (35). The speed and coverage of the current
92 COVID-19 pandemic vaccination campaign may have inadvertently highlighted a previously
93 under-recognized side effect of especially immunogenic vaccines administered in adulthood,
94 which is that systemic inflammatory responses may in some individuals invoke downstream
95 responses in target organs such as the uterus.

96 The question of whether and when the particular acute immune challenge of the current
97 SARS-CoV-2 vaccines affects menstrual cycling or menstruation is an emerging one with
98 limitations on study design. Given the vaccines' overall established safety generally (36–38), and
99 in relation to fertility and pregnancy (39–43), and the multiple waves of viral spread and variant
100 emergence the world has endured with this deadly pandemic, a prospective design with a control
101 group of unvaccinated individuals was unethical. Early on in anecdotal reports of menstrual cycle
102 experiences, it was unclear the nature and breadth of the cycle changes: among those experiencing
103 side effects were people experiencing earlier, later, heavier, lighter periods? Were other menstrual
104 cycle phenomena also altered, like midcycle and premenstrual experiences? Were formerly
105 menstruating people (e.g., those on menstrual suppression therapies or postmenopausal people)
106 affected?

107 For this reason, we established an emergent, exploratory, mixed methods survey
108 instrument intended to capture a wide range of responses from current and formerly menstruating
109 adults. Given the multiple possible mechanisms at play, it was unclear the extent to which
110 preexisting reproductive, immune, or hemostatic conditions, hormonal treatments, or menopausal
111 status might play a role in an individual's post-vaccine experience. What's more, the bulk of
112 mainstream reporting on this issue focused on the lived experiences of cisgender women who
113 were currently menstruating, despite the fact that anecdotal reports of breakthrough bleeding by
114 trans, non-binary, and/or postmenopausal people abounded (3, 44). The feelings of frustration and
115 mistrust were palpable, and thus another goal of this instrument was to demonstrate listening and
116 attention.

117 Here we share results from our first round of analyses of this instrument (N=39,129), as
118 well as the ways that this early exploration has made it possible to establish the parameters of the
119 phenomenon of post-vaccine menstrual change. We focus specifically on data related to menstrual
120 bleeding (in people who menstruate regularly) or breakthrough bleeding (in people who do not
121 currently menstruate) from the first three months of data collection in order to provide a timely
122 description of trends to clinicians and the public alike. Specifically, we sought to answer the
123 following research questions:

- 124 - What is the range of menstrual bleeding changes reported by regularly menstruating
125 respondents after being administered the SARS-CoV-2 vaccine?
- 126 - To what extent are non-menstruating respondents reporting breakthrough bleeding after
127 being administered the SARS-CoV-2 vaccine?
- 128 - Are there trends among those with a changed bleeding pattern to help determine proximate
129 mechanisms acting on the uterus?

130
131 Answers derived from this sample can help shape the narrative around the nature of short-
132 term menstrual changes, help clinicians working with vaccine hesitant patients understand
133 differences between fecundity and fertility, and develop the necessary, on-the-ground data on this
134 new phenomenon to design future prospective, mechanistic studies on the relationship between
135 vaccine immune responses and menstrual repair. Projects that take the time to establish trends and
136 listen to respondents are important first steps to understanding details of emerging health concerns
137 and how they affect people in the absence of other types of evidence such as structured,
138 hypothesis-driven methodologies (45).

141 Results

142 Demographics and summary statistics

143 After data cleaning and aggregation of the first three months of data collection (Fig. 1),
144 participants in our sample (N=39,129) were between 18 to 80 years old (median=33 years;
145 $M_{\text{age}}=34.22$ years, $SD=9.18$). All participants were fully vaccinated (at least fourteen days after all

146 required doses) and had not contracted COVID-19 (diagnosed or suspected). This sample was
147 35,572 (90.9%) woman-only identifying and 3,557 (9.1%) gender diverse; 32,983 (84.3%) white-
148 only identifying and 6,146 (15.7%) racially diverse; and 31,134 (79.6%) non-Hispanic or Latinx
149 and 7,995 (20.4%) Hispanic, Latinx, or other (summary demographics in Table 1; detailed
150 demographics in Table S1).

151 Respondents in this sample were vaccinated with Pfizer (N=21,620), Moderna,
152 (N=13,001), AstraZeneca (N=751), Johnson & Johnson (N=3,469), Novavax (N=61), or other
153 (N=204) vaccines, with 23 not reporting vaccine type. Self-report of localized vaccine side effects
154 (soreness at injection site) after the first dose and second dose were 87.6% and 77.4%,
155 respectively, across all vaccine types. Systemic vaccine side effects (headache, nausea, fever,
156 and/or fatigue) were experienced by 54.3% and 74.6% of participants after the first and second
157 dose, respectively. Of those that reported systemic vaccine side effects, 40.6% experienced
158 systemic effects after both doses.

159 Vaccine symptoms, period changes (flow and length), period symptoms, and timing of
160 period symptoms reported by study respondents are presented by age categories (Table 2, detailed
161 reporting by vaccine type in Table S2). The Johnson & Johnson vaccine, being the only single
162 dose vaccine at the time of survey, was excluded from later analyses.

164 [Summary statistics of menstrual changes and breakthrough bleeding occurrences](#)

165 We examined menstrual experiences overall and by conservatively defined subgroups,
166 based upon self-reported typical pre-vaccine menstrual cycle status. We identified two major
167 groups – those who regularly menstruate, and those who do not currently menstruate but have in
168 the past. The subgroups of regularly menstruating people are 1) premenopausal people (ages 18-
169 45) with spontaneous menstrual cycles and 2) premenopausal people (ages 18-45) with
170 hormonally contracepting cycles who still bleed regularly. The subgroups of non-menstruating
171 people are 1) premenopausal people (ages 18-45) on hormonal treatments that suppress
172 menstruation (e.g., hormonal contraceptives, long-acting reversible contraception (LARC),
173 testosterone), and 2) postmenopausal people (ages 55-80, no period for at least 12 months). Our
174 analyses seeking to characterize the range of typical experiences focus on regularly cycling
175 respondents without diagnosed reproductive conditions. We include respondents with
176 reproductive conditions in our additional analyses of trends of which groups appear to be more at
177 risk for changed bleeding patterns. Our analyses of breakthrough bleeding include people with
178 and without diagnosed reproductive conditions after initial inspection did not reveal those groups
179 to be significantly different. See Fig. 1 and Methods for data cleaning details and detailed
180 subgroup descriptions; subgroup demographics are in Table S3.

181 We first report descriptive statistics, including the proportions of our sample who
182 experienced changes in bleeding heaviness and duration (for people who regularly menstruate) or
183 breakthrough bleeding (for those who typically do not menstruate), overall and by subgroups. We
184 then analyzed associations between menstrual changes and age, race, and ethnicity, vaccine type
185 (restricted to the most common 2-dose vaccines, Pfizer and Moderna), vaccine symptoms, typical
186 period experience, reproductive history, and diagnosed reproductive conditions focusing on the
187 same sub-groups. As these sample sizes were large, we used alpha threshold $p < .001$ when testing
188 for associations within subgroups greater than 800, which meant respondents on gender-affirming
189 treatments and postmenopausal respondents we used the typical alpha threshold $p < .05$.

191 [Reported menstrual changes in regularly menstruating people](#)

192 The menstrual changes in the full group of pre-menopausal regularly menstruating people
193 (N=21,380) included period flow change and period length change. The highest proportion of
194 respondents reported noticing changes to their reported period symptoms 14 or more days after
195 receiving their vaccines (Dose 1: 29.94%; Dose 2: 26.85%).

196 Due to the proportion of people experiencing heavy flow after at least one of the vaccines,
197 we grouped regularly cycling individuals with any heavier flow into one condition (“heavier”;
198 N=7,429 of 17,642; 42.11%), people who experienced no change in flow after either dose into the
199 second condition (“no change”; N=7,684; 43.56%), and the remainder of people who experienced
200 a combination of lighter and no change after their doses into a smaller third condition (“not
201 heavier”, N=2,529; 14.34%). In total, 727 were missing dose 1 period flow information and 3,031
202 were missing dose 2 period flow information (Table S5). We similarly grouped people reporting
203 any longer bleeding into one condition (“longer”; N=5,978 of 17,366; 34.42%), people who
204 experienced no change in period length after either dose into a second group (“no change”,
205 N=8,914; 51.33%), and the remainder of people who experienced a combination of shorter and no
206 change to period length across doses into a smaller group (“not longer”, N=2,474; 14.25%).
207 Period length information was missing for 776 people following dose 1 and 3,342 people
208 following dose 2. If information was missing at either dose, we treated it as pairwise missingness,
209 so the respective menstrual change variable was missing. Thus, period flow change is described
210 as heavier, no change, or not heavier and period length change is described as longer, no change,
211 or not longer. Since lighter flow or shorter duration bleeding is meaningful but less common in
212 this sample, we include this condition in our analyses but focus mainly on factors associated with
213 heavier bleeding as compared to no change in bleeding.

214 Among spontaneously cycling premenopausal people with regular menstrual cycles and
215 no diagnosed reproductive conditions, 45.81% (4,388 of 9,579) of people experienced no change
216 in their bleeding heaviness and 40.83% (3,911) experienced heavier bleeding after vaccination
217 (Fig. 2). Nearly a third of this subgroup also experienced a longer duration of menstrual bleeding
218 Premenopausal people using hormonal contraceptives who report regular menstrual cycles and no
219 diagnosed reproductive conditions reported similar trends, 42.8% (1,384 of 3,237) of people
220 experienced no change in their bleeding heaviness and 41.2% (1,334) experienced heavier
221 bleeding after vaccination. More than a third of this subgroup reported a longer duration of
222 menstrual bleeding (Table S4). Differences between the regularly menstruating groups in post-
223 vaccine menstrual flow and duration were statistically significant, with hormonally contracepting
224 people being less likely to experience no change in flow ($\chi^2(2, N=12,816)=17.338, p=0.0002$) and
225 more likely to experience a longer menstrual duration ($\chi^2(2, N=12,608)=49.689, p=1.62E-11$).

226 When comparing spontaneously cycling and hormonally contracepting regularly
227 menstruating respondents, we found differences between these groups in past pregnancy, parity,
228 usual period flow, usual period length, race, ethnicity, and age ($N_{sp}=11,700$ and $N_{hc}=3,855$; Table
229 S6). Vaccine type and local/systemic symptoms did not differ between subgroups.

230 Non-menstruating respondents and breakthrough bleeding

231 The majority of non-menstruating pre-menopausal people using LARC experienced
232 breakthrough bleeding, 70.49% overall (1,089 out of 1,545). Fewer people on gender-affirming
233 hormones experienced breakthrough bleeding, 38.52% (104 out of 270). Among post-menopausal
234 people who were not on any hormonal treatments, breakthrough bleeding was reported by 65.97%
235 of respondents (157 out of 238).

236 Associations with trends in flow change and breakthrough bleeding in this sample

237 For the regularly cycling subgroups, we tested for associations between relevant
238 demographic factors, vaccine type, reported systemic side effects, typical menstrual experiences,
239 reproductive history, and diagnosed reproductive conditions with flow change; in the non-
240 menstruating subgroups we examined whether these factors were associated with the occurrence
241 of breakthrough bleeding. We discuss each of these factors in the next sections. Full results are
242 reported in Tables 3-5.

246 Age, gender, race, and ethnicity

247 We tested for significant differences between age and change to one's period flow after
248 vaccination within the regularly cycling subgroups. Age was significantly different only in the
249 spontaneously cycling subgroup ($F_{(2, 9,576)}=34.1, p=1.70E-15$). Those who reported heavier flow
250 change were older ($M=32.9$ years) than those with no change ($M=31.7; p=8.18E-15$) or not
251 heavier change ($M=31.7; p=8.06E-08$).

252 No significant associations were found in either of the regularly cycling subgroups when
253 we tested for any association between racial group and changes to period flow after vaccination.
254 When we examined for an association with ethnicity, we found a significant relationship in the
255 spontaneously cycling subgroup ($\chi^2(2, N=9579)=34.81, p=2.75E-08$). Heavier flow was
256 experienced by 43.7% of people of Hispanic/Latinx or other ethnicity compared to 40.0% by
257 people who are Non-Hispanic/Latinx (OR=1.16, 95%CI[1.05, 1.28]). The Cramér's V effect size
258 was small for this relationship ($\phi_c=0.060$).

259 We examined for significant differences between age and presence of breakthrough
260 bleeding post-vaccination within the non-menstruating subgroups. Age was significantly different
261 only in the post-menopause subgroup ($t(147.99) = -2.255, p=0.026$), where post-menopausal
262 people who experienced breakthrough bleeding were slightly younger ($M=59.8$ years) than those
263 who did not ($M=61.4$ years).

264 There was not a significant relationship found with race in the non-menstruating groups
265 (those on LARC and those receiving gender-affirming hormonal treatments). We could not run a
266 test of whether breakthrough bleeding was associated with race in the post-menopausal subgroup
267 because of the small number of non-white identifying individuals. Ethnicity was associated with
268 breakthrough bleeding in post-menopausal people ($\chi^2(1, N=238)=4.1338, p=0.042$), and heavier
269 flow was reported by 76.92% of people of Hispanic/Latinx or other ethnicity compared to 61.85%
270 of Non-Hispanic/Latinx ethnicity in this sample (OR=2.05, 95%CI [1.03, 4.26]). Non-Hispanic
271 individuals were less likely to report breakthrough bleeding than Hispanic or other ethnicity
272 individuals ($\phi_c=0.142$).

274 Vaccine type

275 There was no difference in post-vaccination menstrual flow or rate of occurrence of
276 breakthrough bleeding between Pfizer or Moderna in any of the subgroups, and sample sizes for
277 the other vaccine types were too small for analysis in this sample. Results for regularly cycling
278 subgroups are reported in Table 4 and for non-menstruating subgroups are reported in Tables 5
279 and 6.

281 Systemic side effects

282 We examined whether fatigue and/or fever, as notable systemic vaccine side effects, were
283 associated with change in bleeding. Fever and post-vaccine menstrual flow change were
284 associated in spontaneous regularly cycling respondents ($\chi^2(2, N=9,579)=40.11, p=1.95E-09$),
285 with heavier flow more likely to be reported by people who had fever than people who did not
286 report fever (43.2% vs 39.1%; OR=1.18, 95%CI [1.09, 1.28]). Fatigue was also significantly
287 associated with post-vaccine menstrual flow change in spontaneous regularly cycling respondents
288 ($\chi^2(2, N=9579)=44.51, p=2.16E-10$), and heavier flow was experienced by 42.03% of
289 spontaneously cycling respondents who had fatigue compared to 35.25% of those who did not
290 have fatigue (OR=1.33, 95%CI [1.19, 1.49]). We found no significant associations with systemic
291 side effects and breakthrough bleeding.

293 Typical menstrual experiences

294 We tested for associations between a respondent's usual menstrual blood flow and
295 whether they experienced a change to that flow after the vaccine in regularly cycling subgroups.

296 There was a significant relationship with typical menstrual blood flow and change to menstrual
297 blood flow in the regularly cycling groups (spontaneously cycling: $\chi^2(4, N=9,537)=61.07$,
298 $p=1.73E-12$; hormonally contracepting: $\chi^2(4, N=3,222)=19.56$, $p=0.0006$). People who report
299 typically having a heavy flow were less likely to experience an even heavier flow following the
300 vaccine (spontaneously cycling: OR=0.82, 95% CI [0.73, 0.92]; hormonal contraception:
301 OR=0.92, 95% CI [0.69, 1.22]), though the effect size was small (spontaneously cycling:
302 $\phi_c=0.057$; hormonally contracepting: $\phi_c=0.055$). There was also a significant relationship
303 between a respondent's usual menses length and whether they experienced a change to length of
304 menses after the vaccine in spontaneous regularly cycling respondents, ($\chi^2(6, N=9,395)=66.66$,
305 $p=1.98E-12$; small effect estimate, $\phi_c=0.0596$; see Table S8).

307 Reproductive history

308 Four study variables were considered regarding reproductive history: past pregnancy,
309 vaginal bleeding during pregnancy, parity, and post-partum hemorrhage. We compared all four
310 variables in the regularly cycling subgroups and compared pregnancy and parity in the non-
311 menstruating subgroups when there were an adequate number of responses (>20) per cell (Tables
312 3-5). In both the spontaneously cycling and hormonally contracepting cycle subgroups,
313 respondents who have been pregnant reported heavier flow post-vaccine more often than people
314 who have not (spontaneously cycling: 46.7% versus 37.5%, OR=1.46, 95% CI [1.35, 1.60];
315 hormonally contracepting: 47.3% versus 39.2%, OR=1.39, 95% CI [1.18, 1.64]). In the
316 spontaneously cycling subgroup, respondents who have given birth reported heavier flow more
317 often than people who have not ($\chi^2(2, N=9,579)=50.20$, $p=1.26E-11$ (46.2% versus 38.2%)
318 (OR=1.37, 95% CI [1.25, 1.50]).

319 In the LARC subgroup, respondents who have been pregnant were more likely (79.6%
320 versus 67.42%) to report breakthrough bleeding ($\chi^2(1, N=1,544)=20.06$, $p=7.50E-06$; OR=1.88,
321 95% CI [1.42, 2.52]). The effect size in this group was small ($\phi_c=0.1156$). Respondents in the
322 LARC subgroup who have given birth were also more likely to report heavier flow (78.5% versus
323 68.4%; $\chi^2(1, N=1,545)=11.73$, $p=0.0006$; OR=1.68, 95% CI [1.25, 2.29]). The effect size was
324 small ($\phi_c=0.0889$). We did not have enough responses in the gender-affirming subgroup to run
325 this comparison. Prior pregnancy and parity were not significantly associated with breakthrough
326 bleeding in post-menopause individuals.

327 Neither vaginal bleeding during pregnancy nor post-partum hemorrhage was associated
328 with post-vaccine flow change in regularly cycling subgroups. This was true despite having a
329 large number of respondents reporting these experiences (824 reporting vaginal bleeding during
330 pregnancy and 306 individuals reporting post-partum hemorrhage).

331 Because age, pregnancy, and parity were all associated with a heavier flow in our sample,
332 and these variables have a tendency to be associated with each other, we tested for average age
333 differences in those with past pregnancy/no pregnancy and parous/not parous. Respondents with a
334 history of pregnancy or who were parous were significantly older (pregnancy: $t_{(10,738)}=-77.73$,
335 $p<2.2E-16$; parity: $t_{(9,440)}=-80.678$, $p<2.2E-16$). People who had been pregnant were older
336 ($M_{age}=37.47$) than people with no history of pregnancy ($M_{age}=29.08$), and parous respondents
337 were also older ($M_{age}=38.13$) than non-parous ($M_{age}=29.54$). Finally, we looked only at
338 respondents with no history of pregnancy and tested for age differences to try to separate the
339 effect of age and reproductive history. We found those who reported a heavier flow post-vaccine
340 were more likely to be older ($F(2, 6,093)=9.091$, $p=0.0001$). Again, the heavier condition was
341 older ($M_{age}=29.60$) than those who reported no change to their flow ($M_{age}=28.82$;
342 $t(4,724.8)=4.217$, $p=2.038e-05$).

Reproductive conditions

We then made comparisons for those diagnosed with a specific reproductive condition against the appropriate (i.e., spontaneously cycling or hormonally contracepting) larger sample without any diagnosed conditions (Table 6). In spontaneously cycling subgroups, a higher proportion of respondents with endometriosis (52.4%), menorrhagia (44.6%), and/or fibroids (46.3%) reported experiencing a heavier menstrual flow post-vaccine than the non-diagnosed respondents (40.8%). In the hormonally contracepting subgroup, a higher proportion of respondents with fibroids (56.4%) reported experiencing a heavier menstrual flow post-vaccine than the non-diagnosed respondents (41.2%).

Discussion

We present initial summary statistics and descriptive analyses of changes to menstrual bleeding in a large and diverse sample of currently and formerly menstruating adults after SARS-CoV-2 vaccination. This is the very first characterization of the full range of post-vaccine menstrual experiences for a gender-diverse sample of pre- and post-menopausal people with and without diagnosed reproductive conditions. We cannot estimate prevalence or incidence based on our methodological approach of this emergent phenomenon. However, our results highlight that these changes affect a large number of people and some of the trends we observe support hypothesis development for additional prospective study in hemostatic and inflammatory changes to the endometrium after an acute immune response (Fig. 4).

In this first analysis, we focus on the heavier bleeding of currently menstruating and breakthrough bleeding of formerly menstruating people, which we define as an increased bleeding phenotype. The increased bleeding phenotype appeared to be the most common post-vaccination change within our sample. Initial forays into our qualitative data suggest a widely variable experience of the increased bleeding phenotype, confounding a straightforward case definition. At this time, we suggest that rather than a threshold quantity to define the increased bleeding phenotype, vaccinated people and providers instead consider menstrual changes in the context of what is typical for the vaccinated person. For instance, many hormonal treatments reduce or suppress menses, and therefore a change in bleeding among individuals prescribed these treatments can look substantially different than bleeding changes for spontaneously cycling people.

Increased bleeding is often distressing, and it can (and often should) lead providers towards diagnostic procedures to assess its origins (46–48). This is especially true when it comes to breakthrough bleeding among formerly menstruating people, for whom this symptom can be an early sign of cancer. When possible bleeding-related side effects to a treatment are not shared with the clinical or patient population, it may lead to unnecessary, painful, and expensive diagnostic procedures. In a related example, several studies have now shown that epidurals likely increase the risk of increased bleeding among regularly cycling and/or postmenopausal people (49, 50). In one recent study, 17% of postmenopausal respondents reported breakthrough bleeding after injection, and 7% from a control group. Of the thirty one respondents who reported this bleeding to their physician, thirteen had endometrial biopsies collected, and two had transvaginal ultrasounds. While all results were benign, endometrial biopsies are known to be intensely painful and invasive procedures (51, 52). Though these data have been reported in the literature for at least a decade, no patient-facing information about epidurals that we could find makes note of the risk of unexpected bleeding, which means potentially unnecessary, expensive, painful diagnostic procedures may continue today.

Unexpected bleeding has other major and even life-threatening consequences. Trans men, trans masculine people, and masculine of center genderqueer people, many of whom suppress periods with a combination of LARC and masculinizing therapies, may find themselves suddenly navigating public bathrooms or workplaces while menstruating. Therefore, this unexpected

393 bleeding runs the risk of psychological distress for those who experience gender dysphoria with
394 menstruation, and physical harm for people for whom managing menstruation in public is
395 dangerous (53, 54).

396 In addition to our finding of a significant proportion of respondents experiencing some
397 form of increased bleeding, we noticed some trends in who was more likely to have this
398 phenotype. Among premenopausal respondents, those who were older and/or Hispanic (using
399 U.S. census demographic approaches) were more likely to report heavier bleeding post-vaccine.
400 Prior pregnancy and prior birth also were associated with a greater risk of heavier bleeding.
401 Finally, premenopausal, spontaneously cycling respondents who were diagnosed with
402 endometriosis, menorrhagia, and/or fibroids were more likely to report experiencing heavier
403 bleeding post-vaccine compared to those without any diagnosed reproductive condition. We also
404 find that many respondents who had post-vaccine changes did not have them until fourteen days
405 or longer post-inoculation, which extends beyond the typical seven days of adverse symptom
406 reporting in vaccine trials.

407 The responsiveness of menstrual cycles and bleeding patterns to external stressors is well
408 known (55). Responsiveness to external stressors is one reason menstrual cycles are often thought
409 of as reflecting overall health status, or a so-called “vital sign” in clinical practice (56–58). Thus,
410 many people are attuned to menstrual cycles and take note of changes as potentially indicating
411 other underlying health concerns. For many people, menstruation matters for reasons beyond
412 current conceptive intentions: menstruation relates to their experiences of gender and gender
413 dysphoria, to their intuitive connections to bodily processes, and to their fears and
414 embarrassments surrounding menstrual stigma (53, 59, 60). Therefore, unexpected and unplanned
415 menstrual changes can cause concern, distress, or other negative responses, in addition to
416 discomfort and physical pain.

417 Despite this, menstruation is seldom considered a variable during vaccine trials aside from
418 determining last menstrual period as part of established protections against volunteers being or
419 getting pregnant. The vast majority of research that has been conducted regarding reproductive
420 and menstrual function centers around whether or not live and attenuated vaccines are safe to give
421 someone who is pregnant (61–64), or if it affects fertility (65, 66). The research that has been
422 conducted on menstrual cycles specifically is often not able to establish a causal link, as the data
423 is obtained through retrospective surveys or data mining (67, 68) and randomized controlled trials
424 often do not allow a mechanism for reporting these changes (44). Data mining and signal
425 detection in VAERS has resulted in the identification of several possible effects on menstruation
426 that suggest further research is needed (67, 68); however, queries about changes in menstruation
427 are still not a standard part of vaccine trials despite recent calls for more study (69).

428 Menstruation is an inflammatory and hemorrhagic event that must be resolved quickly to
429 restore uterine function and prevent infection and continued hemorrhage (14, 70). Disruption of
430 the normal coagulation pathway of the endometrium may delay the repair mechanisms that allow
431 menses to end quickly. A few of our findings suggest that vaccination is less likely to be affecting
432 periods via ovarian hormone pathways, and more likely along these inflammatory pathways. We
433 found very little difference between respondents with spontaneous and hormonally contracepting
434 cycles in the rate of post-vaccine heavy menstrual flow. We also found a significant proportion of
435 formerly menstruating people, including post-menopausal participants with presumably dormant
436 ovaries, experienced breakthrough bleeding. Further, the greater presence of this increased
437 bleeding phenotype among regularly cycling premenopausal respondents who were older and/or
438 parous points to ways in which mature and established menstrual repair mechanisms may create a
439 vulnerability to this short-term phenomenon. In addition, the greater proportion of people with
440 endometriosis, menorrhagia, and/or fibroids points to a vulnerability among those with
441 hyperproliferative and/or vascular/hemostatic conditions. Respondents with polycystic ovary

442 syndrome, which often causes amenorrhea and therefore infrequent menstrual repair, were not
443 more likely to experience increased bleeding after vaccination.

444 Data used in these analyses are unable to represent population prevalence of post-vaccine
445 menstrual changes. They may be biased towards those who noted some change in their own
446 menstrual or bleeding experiences, particularly if that change was uncomfortable, painful,
447 frightening, or concerning. That said, a significant portion of the respondents who took part
448 reported no menstrual change. Evidence suggests that people with other types of negative
449 experiences are less, not more likely to participate in surveys where they suspect they will be
450 expected to recount such material (71, 72). A large number of qualitative responses alluded to the
451 fact that people who are interested in science or cared about the research participated despite not
452 having adverse menstrual experiences post-vaccine. Further, the rate of localized and systemic
453 side effects reported in this sample were similar to that reported in vaccine trials (36–38).
454 suggesting this sample is not grossly unrepresentative of the wider population. Awareness of
455 selection bias is important to contextualize survey findings. That said, the sample size for this
456 survey is large enough to suggest that the observed trends are real and are affecting a large
457 number of vaccinated people.

458 An additional limitation of these analyses is due to the fact that our sample has a very high
459 percentage of people who identify as white and as not Hispanic/Latinx. There are several potential
460 causes for this, including that this data may reflect early trends in vaccination (73), it may be
461 related to internet access (though the survey was tested for smartphone functionality), it may be
462 related to participant trust in academic research, and/or it may be a function of how information
463 about the survey was disseminated across social media and traditional media platforms. Social
464 media allows for dissemination, but it also often creates insular communities due to differences in
465 user demographics (74). Whatever the cause, we note the under-representation of Black,
466 Indigenous, Latinx, and other respondents of color as a limitation in this research that seeks to
467 understand menstrual experiences after vaccination. One of the ways we have sought to correct
468 this underrepresentation is through the creation of a Spanish language version of the survey,
469 which is still in its initial recruitment phase.

470 Comparisons between people on hormonal contraception and people with spontaneous
471 cycles should be interpreted with caution, as the decision to use hormonal contraception is not
472 independent of other health and life circumstances. This is especially true in people who have
473 diagnosed reproductive conditions, which are often managed with hormonal contraceptives. Thus,
474 differences between these groups may also reflect underlying differences in severity of the
475 conditions or effectiveness of treatment approaches for managing symptoms. Future hypothesis
476 development should focus on the ways in which these changes to menstrual bleeding may be
477 acting via hemostatic, inflammatory, and/or immune pathways related to menstrual repair
478 mechanisms of the uterus. Furthermore, there remains incredible potential for applying
479 knowledge gained in understanding the mechanisms underlying the increased menstrual bleeding
480 after vaccines that we describe to treating symptoms of reproductive conditions which have been
481 vastly understudied.

482 Gaps in knowledge, such as better understanding the ways menstrual cycles respond to
483 acute and chronic immune and inflammatory stressors, can also be understood as a form of
484 ignorance which is produced and reproduced based upon structural, cultural, and political
485 decisions (75). The data presented and discussed here highlights how anthropological mixed-
486 methods research approaches that engage in attentive listening rather than strictly *pro forma*
487 hypothesis-driven research is necessary to attend to gaps in knowledge during emerging
488 phenomena. Taking the time to listen and notice allows us to observe things that may not fit into
489 our established narratives and to take responsibility for our role in knowledge dissemination as
490 scientists (76, 77). Furthermore, examination of the narratives and stories that we use to
491 understand the world around us can illuminate the ways scientific narratives can shape and

reproduce inequitable power structures of the world. Research which notices and attends to the experiences of people is a necessary first step to restore trust and create transparency in science.

We have documented a phenotype of increased menstrual bleeding across a diverse set of currently and formerly menstruating people as a post-vaccine response. In doing so, we help provide evidence and context for clinicians regarding the validity of these experiences and we note future avenues of inquiry for researchers. Recognizing and attending to this emerging phenomenon of bleeding changes can help bolster trust between people who menstruate and medical providers, which is an area that has a long history of medical misogyny and gaslighting (78–81). Current and historic focus on fertility and reproduction in research and clinical trials is insufficient for addressing the changes in bleeding patterns that cause concern in many people. We urge other researchers and funding bodies to increase investment in understanding queer, trans, and nonbinary menstrual experiences, because there is a dearth of existing literature to understand the biosocial context of menstrual bleeding in these groups. Furthermore, we note that postmenopausal bleeding is still massively understudied. Mixed-methods and community based participatory research to address questions that matter to those historically excluded from reproductive and menstruation science is needed in order to provide adequate and culturally and physically relevant care to these populations.

Materials and Methods

Recruitment

This research was designated as exempt by the University of Illinois Institutional Review Board and Washington University in St. Louis Institutional Review Board. Data were collected and managed using REDCap hosted at the University of Illinois at Urbana-Champaign (82, 83). REDCap (Research Electronic Data Capture) is a secure, web-based software platform designed to support data capture for research studies. The survey launched on April 7, 2021, and data collection is closing on October 7, 2021 after 6 months of data collection. Results presented here are from data downloaded on June 29, 2021 (approximately 12 weeks of data collection). The survey was initially announced on Twitter (84, 85), but quickly propagated through multiple social media platforms. Media coverage (TV news, public radio, online journalism, print journalism, science blogs, etc.) of the study included links to the survey and provided additional wide-spread participant recruitment. Additionally, many participants learned of the survey after performing an online search to investigate their own menstrual experiences and finding social media and/or news coverage of this project. Thus, the data collected by this survey represents extensive snowball sampling via many channels.

Sample

At the time of downloading, 92,529 participants had completed the informed consent and submitted the survey. This included only unique email IDs with duplicate emails being sorted by timestamp and the more recent timestamp responses retained (N=205). There were 5 individuals removed for inappropriate and/or hostile responses. Ages greater than 99 (N=26) were manually re-coded by the first two number entered (e.g., 323 was coded as 32) or by calculating the age from the birth year entered (e.g., 1990 was coded as 31). Then, we removed participants under age 18 (N=12). Responses missing more than 90% of survey items were removed (N=11,999). From the remaining responses (N=80,513), we retained only those that reported having not been diagnosed with COVID-19 (N=65,241; removing N=4,494 with diagnosed COVID-19; 5,761 with suspected but undiagnosed COVID-19; 4,870 who were unsure about prior COVID-19, and 103 reporting “other”). There were 42,097 who had received two vaccine doses, 19,161 who had not received a second dose, and 3,983 who did not respond. Two-dose vaccinated individuals were restricted to those who submitted the survey at least 14 days after their second vaccination date (N=35,660). Individuals reporting only one dose (N=23,144) were restricted to Johnson &

542 Johnson vaccine and 14 days after first dose vaccination date (N=3,469). In total, we removed
543 those that were not at least 14 days after full vaccination (N=26,112), i.e., two weeks after second
544 dose for two-dose vaccines or two weeks after vaccination for single-dose vaccines. The final
545 sample was 39,129 participants for general sample descriptive statistics. The vaccines received by
546 participants were as follows: 751 received AstraZeneca, 3,469 Johnson & Johnson, 13,001
547 Moderna, 61 Novavax, 21,620 Pfizer, 204 other (which includes those who received different
548 types across dose 1 and 2), and 23 missing.

549 We focused on the 35,660 individuals who received a two-dose COVID-19 vaccination
550 for statistical analyses of menstrual changes and vaccine experiences. Of these respondents, the
551 menstrual cycles were self-described as regular (N=27,143), irregular (N=4,358), or absent
552 (N=4,136), with 23 individuals not responding to this item and thus excluded from analyses
553 beyond sample description. Analyses focus on narrowly defined subsamples with additional
554 restrictions to reduce the confounding influence of variables that likely influence menstrual cycles
555 or differences between people in menstrual experiences. We specifically focus on the following
556 main groups: premenopausal people with spontaneous regularly occurring menstrual cycles (age
557 18-45, predictable menstrual cycles, no diagnosed reproductive conditions, and not taking
558 exogenous hormones), regularly cycling people on hormonal contraception (age 18-45,
559 predictable menstrual cycles, no diagnosed reproductive conditions), non-menstruating pre-
560 menopausal people (age 18-45, separated into people using long-acting reversible contraceptives
561 (LARC) and people using gender-affirming hormones), pre-menopausal people with reproductive
562 conditions (age 18-45, self-reported diagnoses, separated in to spontaneous regularly
563 menstruating people, regularly menstruating people using hormonal contraception, and non-
564 menstruating people on LARC or gender-affirming hormones), post-menopausal people (with and
565 without diagnosed reproductive conditions, and not on any hormonal treatments). Note that the
566 pre-menopausal sample was restricted to age below 45 and post-menopausal sample was
567 restricted above age 55, due to the variability expected throughout perimenopause. People who
568 reported having irregular menstrual cycles, selected perimenopause, or were coded based on text
569 as perimenopausal or an uncertain menopause stage are not included in these analyses. Additional
570 detail for groups can be found in the supplemental information.

571 Unlike regularly menstruating people where usual period flow and length are expected to
572 differ between those with and without diagnosed reproductive conditions, the presence of
573 hormonal treatments and/or reproductive dormancy reduces the potential for major differences
574 within our non-menstruating groups based on diagnosed reproductive conditions. In LARC
575 subgroups, those non-diagnosed (N=943) did not differ from those diagnosed (N=602) with
576 reproductive conditions on prevalence of breakthrough bleeding, timing of period symptoms at
577 dose 1 [or 2], vaccine type, experience of side effects at dose 1 [or 2], fever, fatigue, past
578 pregnancy, parity, race, ethnicity, or age. In gender-affirming subgroups, those undiagnosed
579 (N=183) did not differ from those diagnosed (N=87) on any of the study variables compared
580 (breakthrough bleeding, vaccine type, fever, fatigue, race, ethnicity, and age). We did not run tests
581 for association with timing of symptoms, any side effects at dose 1 [or 2], or reproductive history,
582 because there were too few respondents in each cell. Finally, in post-menopause subgroups, those
583 undiagnosed (N=117) and diagnosed (N=121) with reproductive conditions did not differ on any
584 study variables compared (breakthrough bleeding, vaccine type, fever, fatigue, past pregnancy,
585 parity, race, ethnicity, and age). Thus, we combined people diagnosed with reproductive condition
586 with those who are not diagnosed with reproductive conditions within the three non-menstruating
587 subgroups (LARC, gender-affirming care, post-menopausal).

588 589 [Data Analytic Strategy](#)

590 We started with descriptive statistics of the full sample of 39,129 fully vaccinated
591 individuals grouped into age categories. The descriptive report of the full sample omits all the

592 second dose variables for the single-dose Johnson & Johnson vaccine. As these effects we
593 observed were an emerging phenomenon we focus primarily on descriptive statistics and trends.

594 In each subgroup we focused on menstrual changes following vaccination. In regularly
595 cycling subgroups, changes to menstrual flow and menstrual length were investigated. These were
596 defined as ‘heavier’, ‘not heavier’, or ‘no change’. In non-menstruating subgroups, breakthrough
597 bleeding was investigated. We describe the approximate frequency of breakthrough bleeding as
598 ‘after both’, ‘only dose 2’, ‘only dose 1’, or ‘none’. We examined for differences based on
599 whether respondents reported any breakthrough (see measures in online Supplemental for more
600 details).

601 Chi-square test of independence were used in two ways—to examine whether a study
602 variable was associated with bleeding outcomes and to determine whether there was an
603 association between study variables and the subgroup defined as spontaneous versus hormonally
604 contracepting or without versus with diagnosed reproductive conditions. Study variables were not
605 compared either within or across subgroups when the sample sizes per cell were less than 20. For
606 regularly cycling subgroups, we omitted respondents with missing data and respondents who
607 selected ‘other’ usual menstrual flow or length, most of whom gave detailed unique descriptions
608 via text entry. Association with vaccine type was restricted to Pfizer and Moderna due to a largely
609 US based sample and, therefore, large sample numbers for these vaccines for the early April –
610 early July time period.

611 We investigated other factors likely to be associated with reported bleeding experiences
612 by analyzing each subgroup. We calculated the proportions within each independent variable that
613 were associated with each bleeding outcome (flow change or breakthrough depending on the
614 subsample). Chi-square tests of independence were run within each sample subgroup to test for
615 significant associations between bleeding condition and study variables. Pairwise missingness
616 was used to handle missing data. All study variables were nominal, except age. When the
617 contingency table was 2x2, Yate’s continuity correction was applied. Alongside the chi-square
618 tests for associations with bleeding outcomes, we calculated Cramér’s $V(\phi_c)$ to estimate effect
619 sizes. For comparisons of 2x2 or 2x3 contingency tables, the effect size estimates are considered
620 small when ϕ_c is 0.10 to 0.30 and medium when 0.30 to 0.50. For 3x3 contingency tables, the
621 estimates are small at 0.07 to 0.20 and medium at 0.20 to 0.35.⁽⁸⁶⁾ We calculated 95%
622 confidence intervals for effect sizes. Age differences were tested using Welch’s two sample t-test
623 for unequal variances when comparing two conditions or one-way ANOVA when comparisons
624 were between three conditions.

625 In our large samples ($N > 870$) at a significance threshold of $p < .001$ we had 90% power to
626 detect a small-medium ⁽⁸⁶⁾ effect size of 0.178, and for smaller samples we used the standard
627 $p < .05$ which means we have 28% power to detect a similar effect. As a result of large sample
628 sizes in select subgroups, we did expect to find significant associations that related to small
629 differences in proportions. In most subgroups, we had the power to detect an effect of 7%
630 proportion differences with 90% power at $p < .001$, minimum sample size per proportion was 993,
631 and 3% proportion differences required a minimum of 4,724 individuals per proportion. To detect
632 a 7% proportion difference, we required 993 individuals per sample proportion. With similar
633 proportion differences at 90% power with alpha threshold at $p < .05$, we required samples of 499
634 for 7% differences and 2,374 for 3% differences. Therefore, the smallest subgroups where $p < .05$
635 was the alpha threshold, namely people using gender-affirming hormones and post-menopause
636 people, we had 90% power to detect 25% proportion differences and less than 20% power to
637 detect 7% proportion differences. As the main goal of this paper was to describe the experiences
638 of a wide range of people, we acknowledged the limitation of these significance tests and focus on
639 effect estimates and the odds ratio for significant associations. Following the results of the chi-
640 square tests, the comparative odds of bleeding conditions, namely heavier flow change and
641 breakthrough bleeding, were calculated for significant associations using odds ratio.

642 All analyses were run in R Studio (87). DescTools was used for chi-square test power
643 analysis (88), rcompanion for Cramer's V (89), questionr for odds ratio (90), and
644 ggplot2 for figures (91). Supplemental materials and survey instrument are available:
645 https://osf.io/6rvxk/?view_only=f91f1247658f49e3bbf59b2f6cfd3898 .

646 References

- 647 1. A. Cuda, Is there a link between COVID vaccine and “funky” menstrual periods? Experts say it’s too soon to
648 know. *Connecticut Post* (2021), (available at <https://www.ctpost.com/news/coronavirus/article/Is-there-a-link-between-COVID-vaccine-and-16112418.php>).
- 649 2. S. Lilly, Can COVID-19 vaccine impact your menstrual cycle? Doctors address side-effects concerns. *WTVR*
650 (2021), (available at <https://www.wtvr.com/news/coronavirus/covid-vaccine-menstrual-cycle-impacts>).
- 651 3. N. Stock, Some people are reporting abnormal periods after a COVID-19 vaccine. U. of I. professor is looking
652 for answers. *chicagotribune.com* (2021), (available at <https://www.chicagotribune.com/coronavirus/vaccine/ct-vaccine-side-effects-period-menstruation-20210420-i4fy7a7tnnbchi654z3o64a7my-story.html>).
- 653 4. A. Villarreal, ‘No data’ linking Covid vaccines to menstrual changes, US experts say. *The Guardian* (2021),
654 (available at <https://www.theguardian.com/world/2021/apr/23/covid-vaccines-periods-menstruation-changes-data-experts>).
- 655 5. A. North, Why false claims about Covid-19 vaccines and infertility are so powerful. *Vox* (2021), (available at
656 <https://www.vox.com/22639366/covid-19-vaccine-fertility-pregnancy-myths>).
- 657 6. S. Stecklow, A. Macaskill, SPECIAL REPORT The ex-Pfizer scientist who became an anti-vax hero. *Reuters*
658 (2021), (available at <https://www.reuters.com/business/healthcare-pharmaceuticals/special-report-ex-pfizer-scientist-who-became-an-anti-vax-hero-2021-03-18/>).
- 659 7. G. Brumfiel, The Life Cycle Of A COVID-19 Vaccine Lie. *npr* (2021), (available at
660 <https://www.npr.org/sections/health-shots/2021/07/20/1016912079/the-life-cycle-of-a-covid-19-vaccine-lie>).
- 661 8. H. Dreyfus, Why Some Orthodox Jewish Women Won’t Get Vaccinated. *The New York Times* (2021), (available
662 at <https://www.nytimes.com/2021/06/11/nyregion/orthodox-jewish-vaccinations.html>).
- 663 9. K. Ronayne, M. R. Blood, Gov. Newsom calls GOP rivals ‘anti-vax,’ but are they? *AP* (2021), (available at
664 <https://apnews.com/article/business-health-coronavirus-pandemic-b6049fa972077f6baa2d0c9d3278debd>).
- 665 10. J. Gerson, Why this mom got the COVID-19 shot but hesitates for her daughter. *Modern Healthcare* (2021),
666 (available at <https://www.modernhealthcare.com/safety-quality/why-this-mom-got-covid-19-shot-hesitates-her-daughter>).
- 667 11. J. Grose, They’re Not Anti-Vaccine, but These Parents Are Hesitant About the Covid Shot. *The New York Times*
668 (2021), (available at <https://www.nytimes.com/2021/05/12/parenting/vaccine-children.html>).
- 669 12. K. R. Talaat, N. A. Halsey, A. B. Cox, C. L. Coles, A. P. Durbin, A. Ramakrishnan, J. H. Bream, Rapid changes
670 in serum cytokines and chemokines in response to inactivated influenza vaccination. *Influenza Other Respi*
671 *Viruses*. **12**, 202–210 (2018).
- 672 13. G. Grignani, A. Maiolo, Cytokines and hemostasis. *Haematologica*. **85**, 967–972 (2000).
- 673 14. H. O. Critchley, R. W. Kelly, D. T. Baird, R. M. Brenner, Regulation of human endometrial function:
674 mechanisms relevant to uterine bleeding. *Reprod Biol Endocrinol*. **4**, S5 (2006).
- 675 15. J. Evans, L. A. Salamonsen, Inflammation, leukocytes and menstruation. *Rev Endocr Metab Disord*. **13**, 277–
676 288 (2012).
- 677 16. M. Berbic, I. S. Fraser, Immunology of Normal and Abnormal Menstruation. *Womens Health (Lond Engl)*. **9**,
678 387–395 (2013).

- 685 17. A. Azlan, L. A. Salamonsen, J. Hutchison, J. Evans, Endometrial inflammasome activation accompanies
686 menstruation and may have implications for systemic inflammatory events of the menstrual cycle. *Human*
687 *Reproduction*. **35**, 1363–1376 (2020).
- 688 18. K. B. H. Clancy, P. T. Ellison, G. Jasienska, R. G. Bribiescas, Endometrial thickness is not independent of luteal
689 phase day in a rural Polish population. *Anthropol Sci*. **117**, 157–163 (2009).
- 690 19. P. T. Ellison, C. Panter-Brick, S. F. Lipson, M. T. O'Rourke, The ecological context of human ovarian function.
691 *Human Reproduction*. **8**, 2248–2258 (1993).
- 692 20. J. C. Prior, B. H. Yuen, P. Clement, L. Bowie, J. Thomas, Reversible luteal phase changes and infertility
693 associated with marathon training. *The Lancet*. **320**, 269–270 (1982).
- 694 21. R. J. Mallinson, N. I. Williams, M. P. Olmsted, J. L. Scheid, E. S. Riddle, M. J. De Souza, A case report of
695 recovery of menstrual function following a nutritional intervention in two exercising women with amenorrhea
696 of varying duration. *J Int Soc Sports Nutr*. **10**, 34 (2013).
- 697 22. K. B. H. Clancy, A. R. Baerwald, R. A. Pierson, *American Journal of Physical Anthropology*, in press,
698 doi:10.1002/ajpa.22976.
- 699 23. K. B. H. Clancy, L. D. Klein, A. Ziomkiewicz, I. Nenko, G. Jasienska, R. G. Bribiescas, Relationships between
700 biomarkers of inflammation, ovarian steroids, and age a menarche in a rural Polish sample. *Am J Hum Biol*. **25**,
701 389–398 (2013).
- 702 24. H. Shattuck-Heidorn, M. W. Reiches, A. M. Prentice, S. E. Moore, P. T. Ellison, Energetics and the immune
703 system: Trade-offs associated with non-acute levels of CRP in adolescent Gambian girls. *Evol Med Public*
704 *Health*. **2017**, 27–38 (2017).
- 705 25. J. E. Allsworth, S. Zierler, N. Krieger, B. L. Harlow, Ovarian Function in Late Reproductive Years in Relation to
706 Lifetime Experiences of Abuse. *Epidemiology*. **12**, 676–681 (2001).
- 707 26. J. E. Allsworth, J. Clarke, J. F. Peipert, M. R. Hebert, A. Cooper, L. A. Boardman, The Influence of Stress on the
708 Menstrual Cycle among Newly Incarcerated Women. *Women's Health Issues*. **17**, 202–209 (2007).
- 709 27. S. Palm-Fischbacher, U. Elhert, Dispositional resilience as a moderator of the relationship between chronic stress
710 and irregular menstrual cycle. *Journal of Psychosomatic Obstetrics & Gynecology* (2014),
711 doi:10.3109/0167482X.2014.912209.
- 712 28. J. C. Prior, M. Naess, A. Langhammer, S. Forsmo, Ovulation Prevalence in Women with Spontaneous Normal-
713 Length Menstrual Cycles – A Population-Based Cohort from HUNT3, Norway. *PLoS ONE*. **10**, e0134473
714 (2015).
- 715 29. M. J. de Souza, J. Van Heest, L. M. Demers, B. L. Lasley, Luteal Phase Deficiency in Recreational Runners:
716 Evidence for a Hypometabolic State. *The Journal of Clinical Endocrinology & Metabolism*. **88**, 337–346
717 (2003).
- 718 30. V. J. Vitzthum, H. Spielvogel, Epidemiological transitions, reproductive health, and the Flexible Response
719 Model. *Economics & Human Biology*. **1**, 223–242 (2003).
- 720 31. P. T. Ellison, in *On fertile ground* (Harvard University Press, Cambridge, MA, 2001).
- 721 32. M. Cohut, How does long COVID affect periods? (2021), (available at
722 [https://www.medicalnewstoday.com/articles/long-covid-and-periods-the-unspoken-impact-on-female-well-](https://www.medicalnewstoday.com/articles/long-covid-and-periods-the-unspoken-impact-on-female-well-being)
723 [being](https://www.medicalnewstoday.com/articles/long-covid-and-periods-the-unspoken-impact-on-female-well-being)).
- 724 33. A. R. Lamb, EXPERIENCES WITH PROPHYLACTIC TYPHOID VACCINATION: ITS EFFECT ON
725 MENSTRUATION. *Arch Intern Med (Chic)*. **XII**, 565 (1913).
- 726 34. T. Shingu, T. UCHIDA, M. NISHI, K. HAYASHIDA, S. KASHIWAGI, J. HAYASHI, M. KAJI, Menstrual
727 Abnormalities after Hepatitis B Vaccine. *The Kurume Medical Journal*. **29**, 123–125 (1982).

- 728 35. S. Suzuki, A. Hosono, No association between HPV vaccine and reported post-vaccination symptoms in
729 Japanese young women: Results of the Nagoya study. *Papillomavirus Research*. **5**, 96–103 (2018).
- 730 36. F. P. Polack, S. J. Thomas, N. Kitchin, J. Absalon, A. Gurtman, S. Lockhart, J. L. Perez, G. Pérez Marc, E. D.
731 Moreira, C. Zerbini, R. Bailey, K. A. Swanson, S. Roychoudhury, K. Koury, P. Li, W. V. Kalina, D. Cooper,
732 R. W. Frenck, L. L. Hammitt, Ö. Türeci, H. Nell, A. Schaefer, S. Ünal, D. B. Tresnan, S. Mather, P. R.
733 Dormitzer, U. Şahin, K. U. Jansen, W. C. Gruber, Safety and Efficacy of the BNT162b2 mRNA Covid-19
734 Vaccine. *N Engl J Med*. **383**, 2603–2615 (2020).
- 735 37. L. R. Baden, H. M. El Sahly, B. Essink, K. Kotloff, S. Frey, R. Novak, D. Diemert, S. A. Spector, N. Roupael,
736 C. B. Creech, J. McGettigan, S. Khetan, N. Segall, J. Solis, A. Brosz, C. Fierro, H. Schwartz, K. Neuzil, L.
737 Corey, P. Gilbert, H. Janes, D. Follmann, M. Marovich, J. Mascola, L. Polakowski, J. Ledgerwood, B. S.
738 Graham, H. Bennett, R. Pajon, C. Knightly, B. Leav, W. Deng, H. Zhou, S. Han, M. Ivarsson, J. Miller, T.
739 Zaks, Efficacy and Safety of the mRNA-1273 SARS-CoV-2 Vaccine. *N Engl J Med*. **384**, 403–416 (2021).
- 740 38. L. Chu, R. McPhee, W. Huang, H. Bennett, R. Pajon, B. Nestorova, B. Leav, A preliminary report of a
741 randomized controlled phase 2 trial of the safety and immunogenicity of mRNA-1273 SARS-CoV-2 vaccine.
742 *Vaccine*. **39**, 2791–2799 (2021).
- 743 39. E. O. Kharbanda, J. Haapala, M. DeSilva, G. Vazquez-Benitez, K. K. Vesco, A. L. Naleway, H. S. Lipkind,
744 Spontaneous Abortion Following COVID-19 Vaccination During Pregnancy. *JAMA* (2021),
745 doi:10.1001/jama.2021.15494.
- 746 40. R. S. Morris, SARS-CoV-2 spike protein seropositivity from vaccination or infection does not cause sterility.
747 *F&S Reports*, S2666334121000684 (2021).
- 748 41. R. Orvieto, M. Noach-Hirsh, A. Segev-Zahav, J. Haas, R. Nahum, A. Aizer, Does mRNA SARS-CoV-2 vaccine
749 influence patients' performance during IVF-ET cycle? *Reprod Biol Endocrinol*. **19**, 69 (2021).
- 750 42. T. T. Shimabukuro, S. Y. Kim, T. R. Myers, P. L. Moro, T. Oduyebo, L. Panagiotakopoulos, P. L. Marquez, C.
751 K. Olson, R. Liu, K. T. Chang, S. R. Ellington, V. K. Burkel, A. N. Smoots, C. J. Green, C. Licata, B. C.
752 Zhang, M. Alimchandani, A. Mba-Jonas, S. W. Martin, J. M. Gee, D. M. Meaney-Delman, Preliminary
753 Findings of mRNA Covid-19 Vaccine Safety in Pregnant Persons. *N Engl J Med*. **384**, 2273–2282 (2021).
- 754 43. L. H. Zauche, B. Wallace, A. N. Smoots, C. K. Olson, T. Oduyebo, S. Y. Kim, E. E. Petersen, J. Ju, J.
755 Beauregard, A. J. Wilcox, C. E. Rose, D. M. Meaney-Delman, S. R. Ellington, Receipt of mRNA Covid-19
756 Vaccines and Risk of Spontaneous Abortion. *N Engl J Med*, NEJMc2113891 (2021).
- 757 44. archaeologistswerebaffled, A COVID and Periods Masterpost. *An Archeology of My Desk* (2021), (available at
758 <https://archaeologistswerebaffled.tumblr.com/post/664334182030458880/a-covid-and-periods-masterpost>).
- 759 45. C. Panter-Brick, A. Fuentes, in *Health, Risk, and Adversity*, C. Panter-Brick, A. Fuentes, Eds. (Berghahn Books,
760 NED-New edition, 1., 2009; <http://www.jstor.org.proxy2.library.illinois.edu/stable/j.ctt9qdbxg.7>), pp. 1–10.
- 761 46. G. Robertson, Screening for endometrial cancer. *Medical Journal of Australia*. **178**, 657–659 (2003).
- 762 47. M. A. Clarke, B. J. Long, A. Del Mar Morillo, M. Arbyn, J. N. Bakkum-Gamez, N. Wentzensen, Association of
763 Endometrial Cancer Risk With Postmenopausal Bleeding in Women: A Systematic Review and Meta-analysis.
764 *JAMA Internal Medicine*. **178**, 1210–1222 (2018).
- 765 48. N. Wouk, M. Helton, Abnormal Uterine Bleeding in Premenopausal Women. **99**, 10 (2019).
- 766 49. O. Y. Çok, H. E. Eker, T. Çok, Ş. Akin, A. Ariboğan, G. Arslan, Abnormal Uterine Bleeding: Is It an Under-
767 Reported Side Effect after Epidural Steroid Injection for the Management of Low Back Pain? *Pain Med*. **12**,
768 986–986 (2011).
- 769 50. E. Suh-Burgmann, Y.-Y. Hung, J. Mura, *American Journal of Obstetrics and Gynecology*, in press,
770 doi:10.1016/j.ajog.2013.06.045.

- 771 51. H. Cengiz, H. Dağdeviren, C. Kaya, A. Yeşil, S. S. Çaypınar, Comparing the efficacy of intrauterine lidocaine
772 and paracervical block in decreasing the pain associated with endometrial biopsy: a randomised trial. *Arch*
773 *Gynecol Obstet.* **289**, 609–614 (2014).
- 774 52. C. M. Leclair, J. K. Zia, C. M. Doom, T. K. Morgan, A. B. Edelman, Pain Experienced Using Two Different
775 Methods of Endometrial Biopsy: A Randomized Controlled Trial. *Obstetrics & Gynecology.* **117**, 636–641
776 (2011).
- 777 53. A. J. Lowik, “Just because I don’t bleed, doesn’t mean I don’t go through it”: Expanding knowledge on trans and
778 non-binary menstruators. *International Journal of Transgender Health.* **22**, 113–125 (2021).
- 779 54. J. C. Chrisler, J. A. Gorman, J. Manion, M. Murgo, A. Barney, A. Adams-Clark, J. R. Newton, M. McGrath,
780 Queer periods: attitudes toward and experiences with menstruation in the masculine of centre and transgender
781 community. *Culture, Health & Sexuality.* **18**, 1238–1250 (2016).
- 782 55. M. P. Rogers-LaVanne, K. B. H. Clancy, in *The Routledge Handbook of Anthropology and Reproduction*, S.
783 Han, C. Tomori, Eds. (Routledge, NY, ed. 1st, 2021).
- 784 56. American Academy of Pediatrics, Committee on Adolescence, American College of Obstetricians and
785 Gynecologists, Committee on Adolescent Health Care, Menstruation in Girls and Adolescents: Using the
786 Menstrual Cycle as a Vital Sign. *Pediatrics.* **118**, 2245–2250 (2006).
- 787 57. Menstrual Cycles as a Fifth Vital Sign. <https://www.nichd.nih.gov/>, (available at
788 https://www.nichd.nih.gov/about/org/od/directors_corner/menstrual-cycles).
- 789 58. K. Li, I. Urteaga, C. H. Wiggins, A. Druet, A. Shea, V. J. Vitzthum, N. Elhadad, Characterizing physiological
790 and symptomatic variation in menstrual cycles using self-tracked mobile-health data. *npj Digit. Med.* **3**, 79
791 (2020).
- 792 59. N. I. Mondragon, M. B. Txertudi, Understanding menstruation: Influence of gender and ideological factors. A
793 study of young people’s social representations. *Feminism & Psychology.* **29**, 357–373 (2019).
- 794 60. B. Fahs, There will be blood: Women’s positive and negative experiences with menstruation. *Women’s*
795 *Reproductive Health.* **7**, 1–16 (2020).
- 796 61. M. Arora, R. Lakshmi, Maternal vaccines-safety in pregnancy. *Best Pract Res Clin Obstet Gynaecol*, S1521-
797 6934(21)00017–1 (2021).
- 798 62. P. Bozzo, A. Narducci, A. Einarson, Vaccination during pregnancy. *Can Fam Physician.* **57**, 555–557 (2011).
- 799 63. P. Cohen, S. J. Scadron, The effects of active immunization of the mother upon the offspring. *Journal of*
800 *Pediatrics.* **29**, 609–619 (1946).
- 801 64. F. M. Munoz, J. A. Englund, Vaccines in Pregnancy. *Infectious Disease Clinics of North America.* **15**, 253–271
802 (2001).
- 803 65. O. R. Orta, E. E. Hatch, A. K. Regan, R. Perkins, A. K. Wesselink, S. K. Willis, E. M. Mikkelsen, K. J.
804 Rothman, L. A. Wise, A prospective study of influenza vaccination and time to pregnancy. *Vaccine.* **38**, 4246–
805 4251 (2020).
- 806 66. N. B. Schmuhl, K. E. Mooney, X. Zhang, L. G. Cooney, J. H. Conway, N. K. LoConte, No association between
807 HPV vaccination and infertility in U.S. females 18–33 years old. *Vaccine.* **38**, 4038–4043 (2020).
- 808 67. D. Little, Quadrivalent Human Papillomavirus Vaccine and the Young Ovary: Review of Safety Research
809 Following Two Case Series of Premature Ovarian Insufficiency. *Journal of Immunology and Infectious*
810 *Diseases* (2017), doi:10.15744/2394-6512.4.101.
- 811 68. L. Gong, H. Ji, X. Tang, L. Pan, X. Chen, Y. Jia, Human papillomavirus vaccine-associated premature ovarian
812 insufficiency and related adverse events: data mining of Vaccine Adverse Event Reporting System. *Sci Rep.*
813 **10**, 10762 (2020).

- 814 69. V. Male, Menstrual changes after covid-19 vaccination. *BMJ*, n2211 (2021).
- 815 70. M. K. Spooner, Y. Y. Lenis, R. Watson, D. Jaimes, A. L. Patterson, The role of stem cells in uterine involution.
816 *Reproduction*. **161**, R61–R77 (2021).
- 817 71. N. N. Rosenthal, J. J. Freyd, Sexual Violence on Campus: No Evidence that Studies Are Biased Due to Self-
818 Selection. *Dignity: A Journal of Analysis of Exploitation and Violence*. **3** (2018),
819 doi:10.23860/dignity.2018.03.01.07.
- 820 72. L. M. Greco, E. H. O’Boyle, S. L. Walter, Absence of malice: A meta-analysis of nonresponse bias in
821 counterproductive work behavior research. *Journal of Applied Psychology*. **100** (1), 75–97 (2015).
- 822 73. A. Kolbe, “Disparities in COVID-19 Vaccination Rates across Racial and Ethnic Minority Groups in the United
823 States” (Office of the Assistant Secretary for Planning and Evaluation, U.S. Department of Health and Human
824 Services, Washington, D.C., 2021), pp. 1522–1527.
- 825 74. B. Auxier, M. Anderson, Social Media Use in 2021. *Pew Research Center: Internet, Science & Tech* (2021),
826 (available at <https://www.pewresearch.org/internet/2021/04/07/social-media-use-in-2021/>).
- 827 75. *Agnology: The Making and Unmaking of Ignorance* (Stanford University Press, Stanford, 2008);
828 <http://www.sup.org/books/title/?id=11232>).
- 829 76. A. L. Tsing, in *The Mushroom at the End of the World: On the Possibility of Life in Capitalist Ruins* (Princeton
830 University Press, 2015; <https://doi.org/10.2307/j.ctvc77bcc.6.>), pp. 17–25.
- 831 77. A. Shotwell, in *Against Purity: Living Ethically in Compromised Times* (2021);
832 <http://www.jstor.org/stable/10.5749/j.ctt1hch845.6>), p. 33.
- 833 78. J. C. A. Shaw, The Medicalization of Birth and Midwifery as Resistance. *Health Care for Women International*.
834 **34**, 522–536 (2013).
- 835 79. S. Verbiest, C. K. Malin, M. Drummonds, M. Kotelchuck, Catalyzing a Reproductive Health and Social Justice
836 Movement. *Matern Child Health*, 741–749 (2016).
- 837 80. S. Vedam, K. Stoll, D. N. McRae, M. Korchinski, R. Velasquez, J. Wang, S. Patridge, L. McRae, R. E. Martin,
838 G. Jolicoeur, CCinBC Steering Committee, Patient-led decision making: Measuring autonomy and respect in
839 Canadian maternity care. *Patient Education and Counseling*. **102**, 586–594 (2019).
- 840 81. P. M. Niles, K. Stoll, J. J. Wang, S. Black, S. Vedam, “I fought my entire way”: Experiences of declining
841 maternity care services in British Columbia. *PLOS ONE* (2021),
842 doi:<https://doi.org/10.1371/journal.pone.0252645>.
- 843 82. P. A. Harris, R. Taylor, R. Thielke, J. Payne, N. Gonzalez, J. G. Conde, Research electronic data capture
844 (REDCap)—A metadata-driven methodology and workflow process for providing translational research
845 informatics support. *Journal of Biomedical Informatics*. **42**, 377–381 (2009).
- 846 83. P. A. Harris, R. Taylor, B. L. Minor, V. Elliott, M. Fernandez, L. O’Neal, L. McLeod, G. Delacqua, F. Delacqua,
847 J. Kirby, S. N. Duda, The REDCap consortium: Building an international community of software platform
848 partners. *Journal of Biomedical Informatics*. **95**, 103208 (2019).
- 849 84. Dr. Kate Clancy 🇮🇳, Our survey was approved and made it through production! VACCINATED
850 MENSTRUATORS ASSEMBLE: https://is.gd/pd_vax (This is a project to explore whether the covid vaxes
851 affect the periods - if you have menstruated before and got the vax, take 15 min to tell us your experiences!).
852 @KateClancy (2021), (available at <https://twitter.com/KateClancy/status/1379847815636135941>).
- 853 85. Dr. Katie Lee, PhD, Have you gotten the vaccine for COVID-19? Do you now/have you ever menstruated? Our
854 research team wants to know about your menstrual experiences after vaccination! Link to informed consent and
855 survey here: https://is.gd/pd_vax. @ResourcefulSqr (2021), (available at
856 <https://twitter.com/ResourcefulSqr/status/1379855580484014083>).

- 857 86. J. Cohen, *Statistical Power Analysis for the Behavioral Sciences* (Routledge, NY, ed. 2nd, 1988).
- 858 87. R Core Team, “R: A language and environment for statistical computing” (manual, Vienna, Austria, 2019),
859 (available at <https://www.R-project.org/>).
- 860 88. A. et mult. al. Signorell, “DescTools: Tools for descriptive statistics” (manual, 2021), (available at [https://cran.r-](https://cran.r-project.org/package=DescTools)
861 [project.org/package=DescTools](https://cran.r-project.org/package=DescTools)).
- 862 89. S. Mangiafico, “rcompanion: Functions to support extension education program evaluation” (manual, 2021),
863 (available at <https://CRAN.R-project.org/package=rcompanion>).
- 864 90. J. Barnier, F. Briatte, J. Larmarange, “questionr: Functions to make surveys processing easier” (manual, 2020),
865 (available at <https://CRAN.R-project.org/package=questionr>).
- 866 91. H. Wickham, *Ggplot2: elegant graphics for data analysis* (Springer-Verlag New York, 2016;
867 <https://ggplot2.tidyverse.org>).

868
869

870 **Acknowledgments**

871 We first and foremost would like to thank the tens of thousands of people who responded
872 to the survey to tell us about their experiences. We additionally would like to thank (in
873 alphabetical order) Chongliang Luo, Bryana Rivera, Fatima Soumare, Emma Verstraete,
874 and Florence Yung for their contributions to the project.

875
876

876 **Funding:**

877 This research was supported in part by the University of Illinois Beckman Institute for
878 Advanced Science and Technology, the University of Illinois Interdisciplinary Health
879 Sciences Institute, NIH T32CA190194 (MPI: Colditz/James), and by the Foundation for
880 Barnes-Jewish Hospital and by Siteman Cancer Center (KMNL).

881
882

882 **Author contributions:**

883 Conceptualization: KL, KC
884 Methodology: KL, KC, EJ
885 Investigation: KL, KC
886 Visualization: EJ, KL, KC
887 Supervision: KC, KL
888 Project Administration: KL
889 Data Curation: KL, EJ
890 Writing—original draft: KL, KC, EJ, MC
891 Writing—review & editing: KL, KC, EJ, MC, UF

892
893

893 **Competing interests:** Authors declare that they have no competing interests.

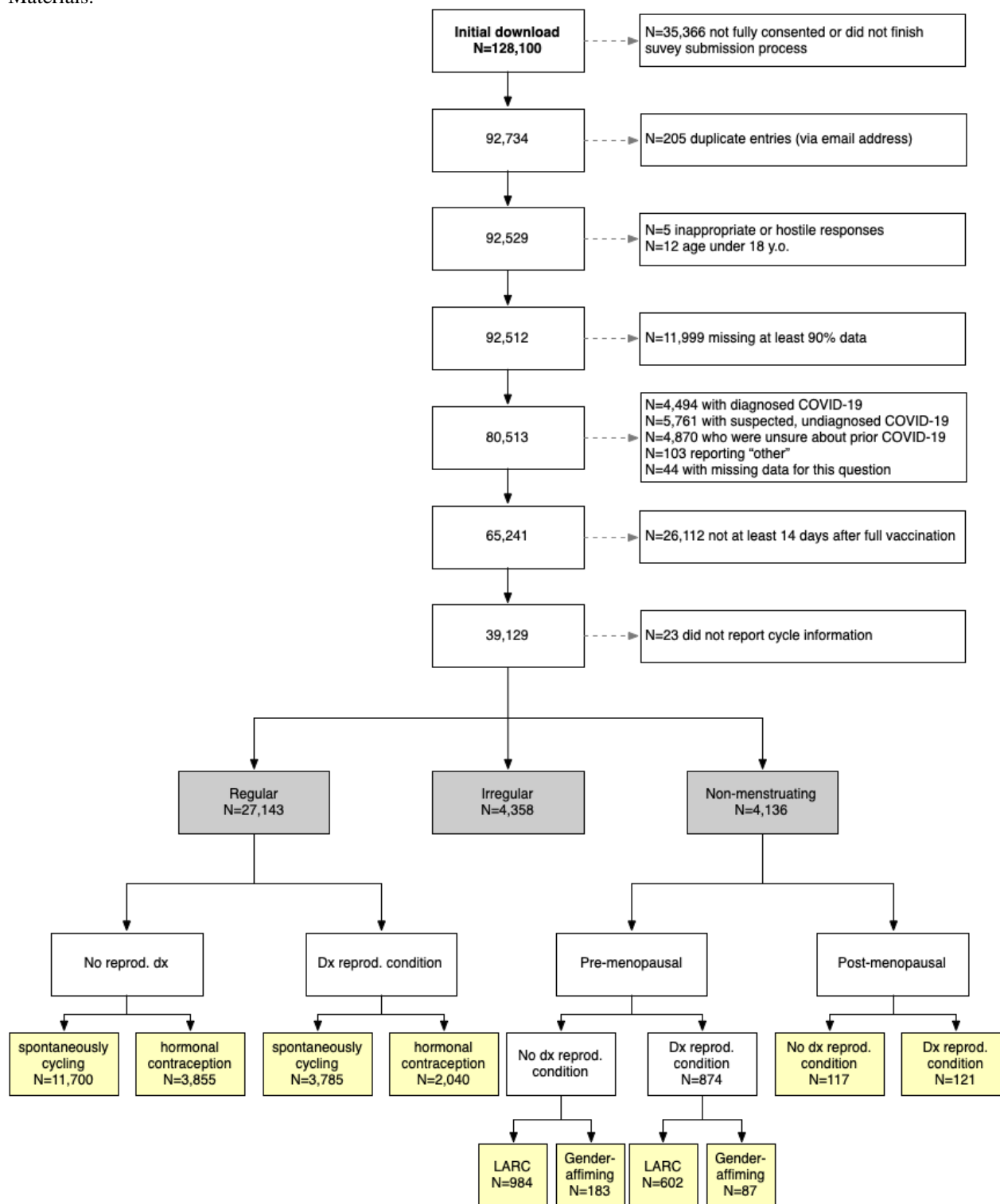
894
895

895 **Data and materials availability:** Data is available upon appropriate request in
896 combination with a data use agreement.

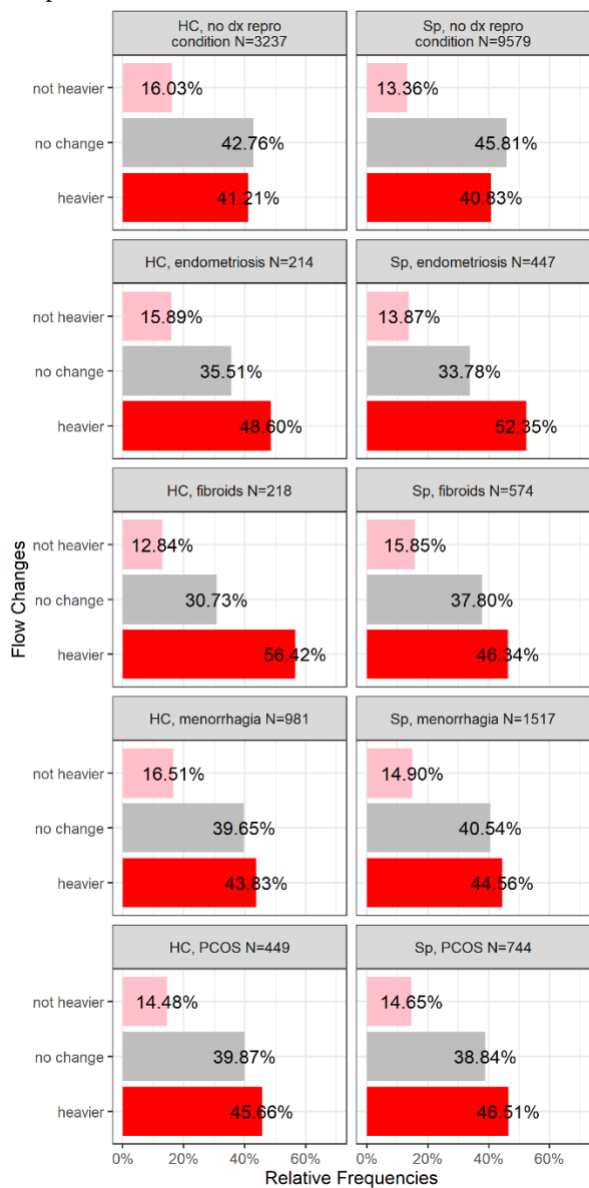
897

Figures and Tables

Fig. 1. Flowchart of data cleaning and aggregation. Note that totals in the yellow boxes do not add up to the numbers in the grey boxes due to uncertain menopause stage (n=1,522), currently or recently lactating (n=2,498), having had a hysterectomy (n=43), discrepant responses (e.g., self-reported period details did not align with self-reported menstrual group), and the divisions made to the samples. Further details can be found in Supplemental Materials.

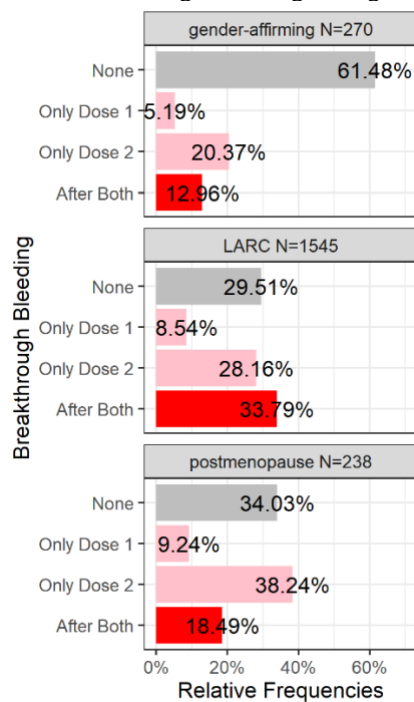


907 **Fig. 2. Menstrual flow changes in regularly cycling individuals.** Displayed on the x-axis are the percentage of
 908 individuals reporting each flow change condition (y-axis). In the left column are the hormonally contracepting
 909 subgroups (HC) and in the right, the spontaneous cycling subgroups (Sp). Only the specific diagnoses with large
 910 sample sizes are shown.



911
912

913 **Fig. 3. Breakthrough bleeding in non-menstruating individuals.** Displayed on the x-axis are the percentage of
914 individuals reporting breakthrough bleeding (y-axis) after both doses, only following dose 2, only following dose 1,
915 or no breakthrough bleeding during vaccination time.



916
917

918 Fig 4. Summary of key results

Key Results

What is the range of menstrual bleeding changes reported by regularly menstruating respondents after being administered the SARS-CoV-2 vaccine? Respondents in our sample who menstruate regularly were about equally likely to have no bleeding changes after vaccination at all or to have heavier periods post-vaccination. A much smaller proportion of people had lighter periods.

To what extent are non-menstruating respondents reporting breakthrough bleeding after being administered the SARS-CoV-2 vaccine? Greater than a third of respondents who used gender-affirming hormone treatments experienced breakthrough bleeding after vaccination. The majority of respondents on long-acting reversible contraceptives (LARC), and the majority of postmenopausal respondents, experienced breakthrough bleeding as well.

Are there trends among those with a changed bleeding pattern to help determine proximate mechanisms acting on the uterus? Among regularly menstruating respondents: those who had heavier bleeding post-vaccine were more likely to be older, be Hispanic/Latinx, have experienced fever and/or fatigue side effects, have a lighter typical menstrual flow, have been pregnant, and/or have given birth. Regularly menstruating people with endometriosis, menorrhagia, and/or fibroids not using hormonal contraception were slightly more likely to experience heavier bleeding; for those using hormonal contraception, fibroids was the only diagnosed condition that showed increased risk of heavier bleeding. Among non-menstruating premenopausal respondents: those with breakthrough bleeding post-vaccine were more likely to have been pregnant and/or given birth (LARC subgroup only). Finally, among postmenopausal respondents: those with breakthrough bleeding post-vaccine were more likely to be younger and/or be Hispanic/Latinx.

The nature of this survey means we cannot compare the incidence of different experiences here with the general population (meaning, 40% of this sample having an experience does not mean that is the rate of that experience out in the world). We emphasize that these associations are not causal, but provide evidence to better study these trends further. However analyzing these data have made it possible to generally characterize the range of these post-vaccine menstrual changes for the first time. We emphasize that menstrual bleeding changes of this nature are generally not indicative of changes to fertility.

919
920

921
922

Table 1. Sample summary information. Demographics and sample background in life stages corresponding to later sample subgroups (pre-menopausal 18-45, menopause transition or perimenopause 46-54, post-menopause 55+).

	Total (N=39,129)		18-24 (N=6,332)		25-34 (N=14,797)		35-45 (N=13,096)		46-54 (N=4,304)		55+ (N=600)	
Age	34.22 (9.18)		21.69 (1.85)		29.63 (2.84)		39.43 (3.10)		49.10 (2.38)		59.34 (4.94)	
Vaccine*												
Pfizer	21,620	55.3%	3,646	57.6%	8,246	55.7%	7,135	54.5%	2,287	53.1%	306	51.0%
Moderna	13,001	33.2%	1,916	30.3%	4,898	33.1%	4,521	34.5%	1,448	33.6%	218	36.3%
Johnson & Johnson	3,469	8.9%	634	10.0%	1,260	8.5%	1,126	8.6%	406	9.4%	43	7.2%
Other	1,016	2.6%	133	2.1%	388	2.6%	304	2.3%	159	3.7%	32	5.3%
Gender												
Identifies woman-only	35,572	90.9%	4,535	71.6%	13,449	90.9%	12,751	97.4%	4,245	98.6%	592	98.7%
Gender diverse	3,557	9.1%	1,797	28.4%	1,348	9.1%	345	2.6%	59	1.4%	<10	-
Race												
Identifies white-only	32,983	84.3%	4,978	78.6%	12,336	83.4%	11,393	87.0%	3,743	87.0%	533	88.8%
Racially diverse	6,146	15.7%	1,354	21.4%	2,461	16.6%	1,703	13.0%	561	13.0%	67	11.2%
Ethnicity												
Non-Hispanic/Latinx	31,134	79.6%	4,896	77.3%	11,791	79.7%	10,597	80.9%	3,409	79.2%	441	73.5%
Hispanic/Latinx or other	7,995	20.4%	1,436	22.7%	3,006	20.3%	2,499	19.1%	895	20.8%	159	26.5%
IUDs												
hormonal	3,746	9.6%	547	8.6%	1,744	11.8%	1,158	8.8%	280	6.5%	17	2.8%
copper/non-hormonal	1,532	3.9%	156	2.5%	722	4.9%	537	4.1%	112	2.6%	<10	-
Hormonal Treatments												
Hormonal Contraceptive	7,438	19.0%	1,980	31.3%	3,588	24.2%	1,583	12.1%	277	6.4%	10	1.7%
Other Hormonal Treatments	2,980	7.6%	377	6.0%	867	5.9%	1,082	8.3%	518	12.0%	136	22.7%
Cycle Regularity												
Regular	28,811	73.6%	4,418	69.8%	11,513	77.8%	11,167	85.3%	2,662	61.8%	51	8.5%
Irregular	4,768	12.2%	1,206	19.0%	1,903	12.9%	989	7.6%	632	14.7%	38	6.3%
Non-menstruating	4,525	11.6%	707	11.2%	1,377	9.3%	931	7.1%	1,003	23.3%	507	84.5%
Usual Period Flow†												
light	6,030	15.4%	870	13.7%	2,561	17.3%	1,938	14.8%	632	14.7%	-	-
moderate	22,230	56.8%	3,738	59.0%	8,672	58.6%	7,689	58.7%	2,050	47.6%	-	-
heavy	6,880	17.6%	1,092	17.2%	2,336	15.8%	2,615	20.0%	803	18.7%	-	-
non-menstrual	3,727	9.5%	579	9.1%	1,138	7.7%	795	6.1%	778	18.1%	-	-
other	235	0.6%	51	0.8%	83	0.6%	56	0.4%	33	0.8%	-	-
Usual Period Length‡												
1-3 days	4,804	12.3%	562	8.9%	1,936	13.1%	1,725	13.2%	562	13.1%	-	-
3-5 days	17,454	44.6%	2,736	43.2%	6,864	46.4%	6,144	46.9%	1,648	38.3%	-	-
5-7 days	11,482	29.3%	2,094	33.1%	4,288	29.0%	3,926	30.0%	1,123	26.1%	-	-
7+ days	1,491	3.8%	315	5.0%	512	3.5%	471	3.6%	183	4.3%	-	-
non-menstrual	3,730	9.5%	589	9.3%	1,142	7.7%	787	6.0%	768	17.8%	-	-
other	127	0.3%	31	0.5%	42	0.3%	29	0.2%	15	0.3%	-	-
Medical history												
Past pregnancy	16,859	43.1%	167	2.6%	3,980	26.9%	8,841	67.5%	3,403	79.1%	468	78.0%
Parity	14,579	37.3%	66	1.0%	3,049	20.6%	7,939	60.6%	3,099	72.0%	426	71.0%
Reproductive conditions												
Menorrhagia or heavy bleeding	6,864	17.5%	876	13.8%	2,123	14.3%	2,529	19.3%	1,119	26.0%	217	36.2%
Endometriosis	1,735	4.4%	142	2.2%	536	3.6%	749	5.7%	266	6.2%	42	7.0%
PCOS	3,238	8.3%	391	6.2%	1,325	9.0%	1,194	9.1%	293	6.8%	35	5.8%
Fibroids	2,449	6.3%	6,300	99.5%	14,458	97.7%	11,945	91.2%	3,530	82.0%	447	74.5%
Adenomyosis	277	0.7%	11	0.2%	57	0.4%	136	1.0%	64	1.5%	<10	-
other	2,612	6.7%	351	5.5%	956	6.5%	963	7.4%	292	6.8%	50	8.3%

923
924
925
926
927
928
929

Note: <10 was used for any cells with fewer than 10 individuals.
 * = 23 missing two-dose vaccine type. † = 27 missing usual flow report. ‡ = 41 missing usual length report. Usual period flow/length was blank for 55 and up ages because some selected options other than non-menstrual to describe what was true of them when they menstruated.
 Ages are binned based on approximate life stages and the later subgroup analysis.
 Other vaccines includes Novavax, AstraZeneca, and self-reported other. These percentages do not add up to 100% because while all responded appropriately to whether they had two doses, some did not report the vaccine-type.

930
931

Table 2. Self-reported side effects. Vaccine side effects and menstrual changes reported after each vaccine dose in age groups corresponding to life stage and sample subgroups.

	Full sample		18-24		25-34		35-45		46-54		55+	
Dose 1	N=39,129		N=6,332		N=14,797		N=13,096		N=4,304		N=600	
Vaccine side effects												
any side effects	34,397	87.9%	5,548	87.6%	13,253	89.6%	11,498	87.8%	3,613	83.9%	485	80.8%
arm-soreness	34,291	87.6%	5,636	89.0%	13,354	90.2%	11,333	86.5%	3,517	81.7%	451	75.2%
fatigue	18,468	47.2%	3,172	50.1%	7,152	48.3%	6,085	46.5%	1,813	42.1%	246	41.0%
headache	10,745	27.5%	1,980	31.3%	4,177	28.2%	3,443	26.3%	1,021	23.7%	124	20.7%
fever	4,211	10.8%	839	13.3%	1,755	11.9%	1,230	9.4%	339	7.9%	48	8.0%
nausea	3,557	9.1%	759	12.0%	1,410	9.5%	1,071	8.2%	282	6.6%	35	5.8%
other	3,828	9.8%	402	6.3%	1,270	8.6%	1,517	11.6%	550	12.8%	89	14.8%
Period changes & symptoms												
<i>Period flow*</i>												
lighter	3,103	7.9%	470	7.4%	1,233	8.3%	1,112	8.5%	284	6.6%	-	-
no change	18,667	47.7%	2,842	44.9%	7,382	49.9%	6,968	53.2%	1,451	33.7%	-	-
heavier	6,087	15.6%	782	12.3%	2,173	14.7%	2,459	18.8%	662	15.4%	-	-
<i>Period length*</i>												
shorter	2,998	7.7%	406	6.4%	1,141	7.7%	1,169	8.9%	279	6.5%	-	-
no change	19,630	50.2%	3,045	48.1%	7,759	52.4%	7,292	55.7%	1,512	35.1%	-	-
longer	5,166	13.2%	638	10.1%	1,866	12.6%	2,048	15.6%	602	14.0%	-	-
<i>Symptoms</i>												
had a period	29,867	76.3%	4,729	74.7%	11,483	77.6%	10,688	81.6%	2,823	65.6%	144	24.0%
spotting	10,109	25.8%	1,733	27.4%	4,018	27.2%	3,289	25.1%	957	22.2%	112	18.7%
other	4,476	11.4%	661	10.4%	1,636	11.1%	1,561	11.9%	551	12.8%	67	11.2%
menstrual bleeding	5,086	13.0%	908	14.3%	1,827	12.3%	1,269	9.7%	806	18.7%	276	46.0%
no period symptoms												
Dose 2												
	N=35,660		N=5,698		N=13,537		N=11,970		N=3,898		N=557	
Vaccine side effects												
any side effects	32,775	91.9%	5,223	91.7%	12,535	92.6%	11,024	92.1%	3,526	90.5%	467	83.8%
arm-soreness	30,298	85.0%	4,962	87.1%	11,660	86.1%	10,134	84.7%	3,135	80.4%	407	73.1%
fatigue	27,149	76.1%	4,331	76.0%	10,551	77.9%	9,123	76.2%	2,802	71.9%	342	61.4%
headache	19,413	54.4%	3,349	58.8%	7,716	57.0%	6,248	52.2%	1,866	47.9%	234	42.0%
fever	13,818	38.7%	2,342	41.1%	5,608	41.4%	4,377	36.6%	1,354	34.7%	137	24.6%
nausea	8,793	24.7%	1,708	30.0%	3,545	26.2%	2,665	22.3%	784	20.1%	91	16.3%
other	8,367	23.5%	840	14.7%	3,063	22.6%	3,251	27.2%	1,084	27.8%	129	23.2%
Period changes & symptoms												
<i>Period flow*</i>												
lighter	3,167	8.9%	494	8.7%	1,283	9.5%	1,120	9.4%	263	6.7%	-	-
no change	10,811	30.3%	1,696	29.8%	4,475	33.1%	3,905	32.6%	723	18.5%	-	-
heavier	8,454	23.7%	1,110	19.5%	2,954	21.8%	3,449	28.8%	922	23.7%	-	-
<i>Period length*</i>												
shorter	2,862	8.0%	387	6.8%	1,127	8.3%	1,099	9.2%	242	6.2%	-	-
no change	12,459	34.9%	1,969	34.6%	5,072	37.5%	4,588	38.3%	816	20.9%	-	-
longer	6,743	18.9%	903	15.8%	2,407	17.8%	2,625	21.9%	792	20.3%	-	-
<i>Symptoms</i>												
had a period	25,335	71.0%	4,022	70.6%	9,654	71.3%	8,905	74.4%	2,585	66.3%	169	30.3%
spotting	9,824	27.5%	1,639	28.8%	3,893	28.8%	3,161	26.4%	968	24.8%	163	29.3%
other	5,269	14.8%	750	13.2%	1,862	13.8%	1,837	15.3%	721	18.5%	99	17.8%
menstrual bleeding	4,326	12.1%	789	13.8%	1,699	12.6%	1,238	10.3%	470	12.1%	130	23.3%
no period symptoms												

932
933
934
935
936
937
938

Note: * = non-menstruating individuals were not asked these items.

Dose 1 and dose 2 sample sizes differ because the Johnson&Johnson vaccine does not have a second dose, so participants do not report on any dose 2 survey items.

Dose 1 and 2 period flow were used to calculate flow changes in regularly menstruating age groups. Period symptoms (had a period, spotting, and other menstrual bleeding) were used to calculate whether breakthrough occurred in non-menstruating age groups.

Table 3. Menstrual and medical history variables related to changes in flow across regularly cycling subgroups.

No dx reproductive conditions					Dx reproductive conditions				Chi-square results				Effect size
<i>Flow change conditions</i>					<i>Flow change conditions</i>								
<i>Spontaneously menstruating</i>	Heavier	Not heavier	No change	<i>N</i>	Heavier	Not heavier	No change	<i>N</i>	<i>df</i>	χ^2	<i>p</i>	ϕ_c	ϕ_c 95% CI
<i>Usual period flow</i>													
heavy	36.8%	19.0%	44.2%	1,556	43.5%	15.5%	41.0%	1,190					
light	46.0%	10.1%	43.9%	938	47.9%	10.7%	41.4%	215	4	61.07	1.73e⁻¹²	0.057	[0.044, 0.074]
moderate	41.1%	12.6%	46.3%	7,043	47.4%	14.1%	38.5%	1,674	4	6.78	.1479	0.033	[0.019, 0.063]
<i>Vaccine type</i>													
Pfizer	39.6%	13.4%	47.0%	5,814	45.4%	14.1%	40.5%	1,810	2	7.77	.0206	0.029	[0.011, 0.050]
Moderna	42.5%	13.0%	44.5%	3,499	47.0%	14.0%	39.0%	1,175	2	0.82	.6626	0.017	[0.006, 0.056]
<i>Vaccine symptoms</i>													
fever	43.2%	14.7%	42.1%	4,051	48.4%	12.9%	38.7%	1,350	2	40.11	1.95e⁻⁰⁹	0.065	[0.047, 0.086]
no fever	39.1%	12.4%	48.5%	5,528	44.1%	15.5%	40.4%	1,751	2	7.26	.0265	0.048	[0.019, 0.084]
fatigue	42.0%	13.8%	44.2%	7,877	47.1%	14.5%	38.4%	2,651	2	44.51	2.16e⁻¹⁰	0.068	[0.050, 0.089]
no fatigue	35.3%	11.6%	53.1%	1,702	39.3%	13.8%	46.9%	450	2	12.08	.0024	0.062	[0.032, 0.101]
<i>Medical history</i>													
parous	46.2%	11.6%	42.2%	2,896	47.0%	14.5%	38.5%	1,274	2	50.20	1.26e⁻¹¹	0.072	[0.051, 0.093]
not parous	38.5%	14.1%	47.4%	6,683	45.2%	14.3%	40.5%	1,827	2	1.23	.5412	0.02	[0.006, 0.059]
PPH	46.4%	11.8%	41.8%	306	45.8%	16.4%	37.8%	177	2	0.03	.9838	0.003	[0.005, 0.054]
no PPH	46.1%	11.6%	42.3%	2,582	47.2%	14.1%	38.7%	1,094	2	0.66	.7183	0.023	[0.006, 0.091]
pregnant	46.7%	11.9%	41.4%	3,478	47.7%	14.6%	37.7%	1,561	2	78.94	<2.2e⁻¹⁶	0.091	[0.070, 0.111]
not pregnant	37.5%	14.2%	48.3%	6,096	44.2%	14.2%	41.6%	1,540	2	5.07	.0794	0.04	[0.014, 0.076]
vaginal bleeding during pregnancy	46.6%	12.3%	41.1%	824	45.0%	14.9%	40.1%	531	2	0.23	.8937	0.008	[0.004, 0.048]
no vaginal bleeding during pregnancy	46.8%	11.6%	41.6%	2,634	48.8%	14.5%	36.7%	1,020	2	2.20	.3333	0.038	[0.010, 0.094]
<i>Race</i>													
White-only identifying	40.8%	12.9%	46.3%	7,981	45.3%	14.3%	40.4%	2,576	2	12.56	.0019	0.036	[0.016, 0.058]
Racially diverse	40.9%	15.9%	43.2%	1,598	48.9%	14.9%	36.2%	525	2	3.26	.1960	0.032	[0.010, 0.071]
<i>Ethnicity</i>													
Non-Hispanic/Latinx	40.0%	12.7%	47.3%	7,483	45.5%	14.1%	40.4%	2,454	2	34.82	2.75e⁻⁸	0.06	[0.042, 0.081]
Hispanic/Latinx or other	43.6%	15.9%	40.5%	2,096	47.6%	15.3%	37.1%	647	2	2.33	.3124	0.027	[0.007, 0.069]
<i>N</i>	3911	1280	4388		1425	446	1230						
<i>Menstruating on HC</i>													
<i>Usual period flow</i>	Heavier	Not heavier	No change	<i>N</i>	Heavier	Not heavier	No change	<i>N</i>	<i>df</i>	χ^2	<i>p</i>	ϕ_c	ϕ_c 95% CI
heavy	39.4%	16.0%	44.6%	231	44.3%	16.9%	38.8%	343					
light	45.3%	12.6%	42.1%	1,075	47.3%	13.9%	38.8%	474	4	19.56	.0006	0.055	[0.037, 0.083]
moderate	39.1%	18.0%	42.9%	1,916	42.3%	17.8%	39.9%	901	4	4.69	.3203	0.037	[0.021, 0.078]
<i>Vaccine type</i>													
Pfizer	40.5%	16.7%	42.8%	1,917	43.0%	16.4%	40.6%	1,029	2	2.10	.3496	0.026	[0.007, 0.064]
Moderna	42.5%	15.0%	42.5%	1,251	45.8%	16.8%	37.4%	668	2	1.83	.4007	0.033	[0.009, 0.088]
<i>Vaccine symptoms</i>													
fever	44.1%	16.4%	39.5%	1,362	46.8%	17.8%	35.4%	765	2	10.85	.0044	0.058	[0.031, 0.094]
no fever	39.1%	15.8%	45.1%	1,875	41.8%	15.4%	42.8%	960	2	9.76	.0076	0.075	[0.030, 0.128]
fatigue	42.6%	15.6%	41.8%	2,722	45.8%	16.6%	37.6%	1,486	2	13.32	.0013	0.064	[0.032, 0.099]
no fatigue	34.0%	18.4%	47.6%	515	33.0%	15.5%	51.5%	239	2	17.70	.0001	0.101	[0.056, 0.150]
<i>Medical history</i>													
parous	46.2%	15.9%	37.9%	649	49.4%	15.7%	34.9%	421	2	9.43	.0089	0.054	[0.022, 0.091]
not parous	39.9%	16.1%	44.0%	2,588	42.3%	16.7%	41.0%	1,304	2	6.92	.0315	0.063	[0.025, 0.111]
PPH	42.8%	15.9%	41.3%	63	38.5%	20.5%	41.0%	39	2	0.36	.8335	0.024	[0.010, 0.113]
no PPH	46.5%	15.9%	37.6%	585	50.4%	15.3%	34.3%	379	2	2.09	.3521	0.071	[0.016, 0.180]
pregnancy	47.2%	15.7%	37.1%	817	50.5%	15.8%	33.7%	505	2	17.96	.0001	0.075	[0.042, 0.109]
no pregnancy	39.2%	16.1%	44.7%	2,417	41.4%	16.7%	41.9%	1,219	2	13.13	.0014	0.087	[0.048, 0.138]
VB in pregnancy	45.4%	16.1%	38.5%	218	48.3%	17.6%	34.1%	176	2	0.44	.8037	0.023	[0.008, 0.107]
no VB in pregnancy	48.0%	15.5%	36.5%	598	51.7%	14.9%	33.4%	329	2	0.81	.6673	0.040	[0.013, 0.142]
<i>Race</i>													
White-only identifying	40.7%	15.6%	43.7%	2,787	42.9%	16.3%	40.8%	1,462	2	7.12	.0285	0.047	[0.019, 0.084]
Racially diverse	44.4%	18.5%	37.1%	450	50.2%	17.1%	32.7%	263	2	6.45	.0398	0.061	[0.022, 0.110]
<i>Ethnicity</i>													
Non-Hispanic/Latinx	40.5%	15.3%	44.2%	2,658	43.6%	15.9%	40.5%	1,443	2	13.48	.0012	0.065	[0.034, 0.101]
Hispanic/Latinx or other	44.4%	19.3%	36.3%	579	45.7%	19.5%	34.8%	282	2	4.08	.1302	0.049	[0.015, 0.100]
<i>N</i>	1,334	519	1,384		759	284	682						

940 Note: These proportions are calculated without inclusion of missing or omitted categories in the total sample size in
941 each flow change condition displayed at the bottom (displayed percentages should equal 100%). Independent
942 variables are displayed in the rows, and the dependent variable is displayed in the columns. The column N reported is
943 the total N per level of the independent variable used in analysis. The chi-square results refer to the left hand-side (no
944 diagnosed condition) on top then directly below the same comparison in the diagnosed conditions subgroups
945 (shaded).
946 HC is hormonal contraception, PPH is post-partum hemorrhage, VB is vaginal bleeding
947

948
949

Table 4. Breakthrough bleeding in premenopausal people. Vaccine and medical history related to breakthrough bleeding across pre-menopause non-menstruating subgroups.

	LARC			Gender-Affirming			Chi-square results			Effect size	
	Breakthrough bleeding		<i>N</i>	Breakthrough bleeding		<i>N</i>	<i>df</i>	χ^2	<i>p</i>	ϕ_c	ϕ_c 95% CI
<i>Vaccine type</i>	Yes	No		Yes	No						
Pfizer	70.1%	29.9%	938	39.3%	60.7%	178	1	0.02	.899	0.004	[0.001, 0.063]
Moderna	70.6%	29.4%	568	37.8%	62.2%	90	1	0.01	.910	0.015	[0.002, 0.137]
<i>Vaccine symptoms</i>											
fever	72.9%	27.1%	657	43.1%	56.9%	109	1	3.02	.082	0.046	[0.004, 0.100]
no fever	68.7%	31.3%	888	35.4%	64.6%	161	1	1.32	.250	0.078	[0.004, 0.194]
fatigue	70.3%	29.7%	1,308	-	-	-	1	0.05	.823	0.008	[0.001, 0.059]
no fatigue	71.3%	28.7%	237	-	-	-					
<i>Medical history</i>											
parous	78.5%	21.5%	316	-	-	-	1	11.73	.0006	0.089	[0.036, 0.132]
not parous	68.4%	31.6%	1,229	-	-	-					
pregnant	79.6%	20.4%	387	-	-	-	1	20.06	7.5e⁻⁰⁶	0.116	[0.069, 0.163]
not pregnant	67.4%	32.6%	1,157	-	-	-					
<i>Race</i>											
White-only identifying	69.9%	30.1%	1,350	36.0%	64.0%	225	1	1.83	.176	0.037	[0.002, 0.082]
Racially diverse	74.9%	25.1%	195	51.1%	48.9%	45	1	3.01	.083	0.116	[0.009, 0.242]
<i>Ethnicity</i>											
Non-Hispanic/Latinx	69.4%	30.6%	1,297	36.4%	63.6%	220	1	4.33	.037	0.055	[0.008, 0.103]
Hispanic/Latinx or other	76.2%	23.8%	248	48.0%	52.0%	50	1	1.86	.172	0.093	[0.007, 0.220]
<i>N</i>	1,089	456		104	166						

950
951
952
953
954

Note: Associations with breakthrough bleeding were investigated on the binary outcome. The *N* at the bottom of the table corresponds to total individuals in each breakthrough condition. The *N* within the column corresponds to the number of individuals in each level of the independent variables that were included in the chi-square tests of independence. Alpha thresholds for LARC were $p < .001$ and for gender-affirming were $p < .05$.

955
956

Table 5. Breakthrough bleeding in post-menopausal people. Vaccine and medical history related to breakthrough bleeding across post-menopause subgroup.

	Post-menopause			Chi-square results			Effect size	
	Breakthrough bleeding		N	df	χ^2	p	ϕ_c	ϕ_c 95% CI
	Yes	No						
<i>Vaccine type</i>								
Pfizer	66.1%	33.9%	124					
Moderna	60.4%	39.6%	96	1	0.54	.464	0.059	[0.004, 0.198]
<i>Vaccine symptoms</i>								
fever	67.7%	32.3%	62					
no fever	65.3%	34.7%	176	1	0.04	.851	0.022	[0.002, 0.147]
fatigue	67.1%	32.9%	164					
no fatigue	63.5%	36.5%	74	1	0.15	.698	0.035	[0.002, 0.168]
<i>Medical history</i>								
parous	64.9%	35.1%	168					
not parous	68.6%	31.4%	70	1	0.16	.691	0.035	[0.003, 0.160]
pregnant	64.7%	35.3%	187					
not pregnant	70.6%	29.4%	51	1	0.38	.536	0.051	[0.004, 0.174]
<i>Race</i>								
White-only identifying	-	-	-					
Racially diverse	-	-	-					
<i>Ethnicity</i>								
Non-Hispanic/Latinx	61.8%	38.2%	173					
Hispanic/Latinx or other	76.9%	23.1%	65	1	4.13	.042	0.142	[0.021, 0.268]
N	157	81						

957
958
959

Note: Associations with breakthrough bleeding were investigated on the binary outcome. Alpha thresholds for post-menopause were $p < .05$.

960
961

Table 6. Associations with diagnosed reproductive conditions. Comparisons between pre-menopausal regular-cycling reproductive condition diagnoses and comparison non-diagnosed subgroup.

	<i>Flow change conditions</i>				Chi-square results				Effect sizes	
	Total N	Heavier	Not heavier	No change	<i>df</i>	<i>N</i>	χ^2	<i>p</i>	Odds Ratio	Odds Ratio 95% CI
Spontaneous	11,700	40.8%	13.4%	45.8%						
Endometriosis	536	52.3%	13.9%	33.8%	2	10,026	27.439	1.1e⁻⁰⁶	1.59	[1.31, 1.96]
PCOS	908	46.5%	14.7%	38.8%	2	10,323	13.637	.0011	1.26	[1.08, 1.47]
Menorrhagia	1,866	44.6%	14.9%	40.5%	2	11,096	14.749	.0006	1.16	[1.04, 1.30]
Fibroids	708	46.3%	15.9%	37.8%	2	10,153	14.137	.0009	1.25	[1.05, 1.49]
Hormonally contracepting	3,855	41.2%	16.0%	42.8%						
Endometriosis	251	48.6%	15.9%	35.5%	2	3,451	5.1195	.0773	1.35	[1.01, 1.80]
PCOS	533	45.6%	14.5%	39.9%	2	3,686	3.2462	.1973	1.20	[0.98, 1.47]
Menorrhagia	1,150	43.8%	16.5%	39.7%	2	4,218	3.0687	.2156	1.11	[0.96, 1.29]
Fibroids	262	56.4%	12.9%	30.7%	2	3,455	19.547	5.7e⁻⁰⁵	1.85	[1.39, 2.46]

962
963
964
965
966
967

Note. The reproductive conditions are compared to the first listing (spontaneous or hormonally contracepting). Diagnoses were not mutually exclusive, so some individuals might be represented in the endometriosis as well as the fibroids group, for example, or have other listed diagnoses with too few respondents to make comparisons. The Odds Ratio is calculated for risk of heavier bleeding in the diagnosed group.