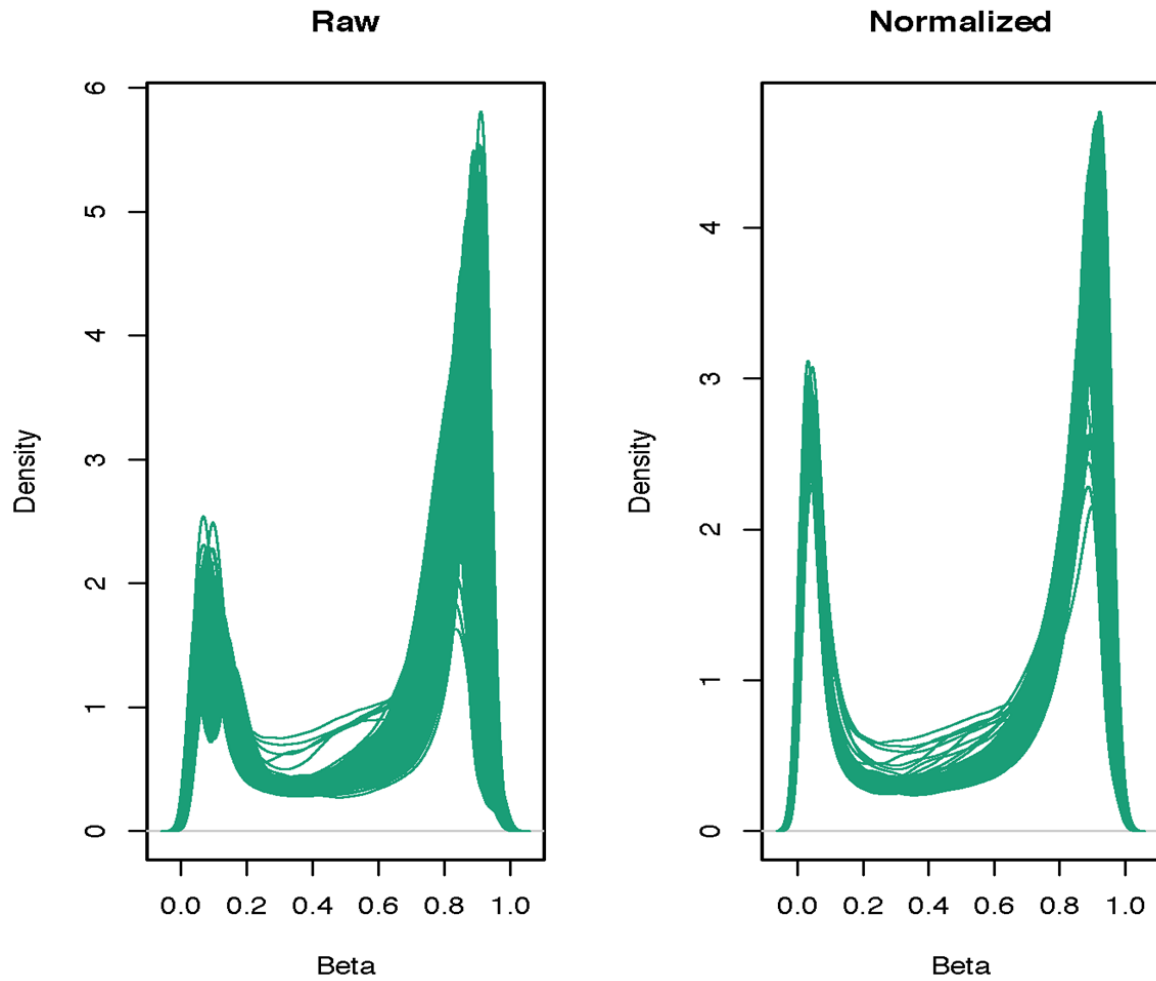
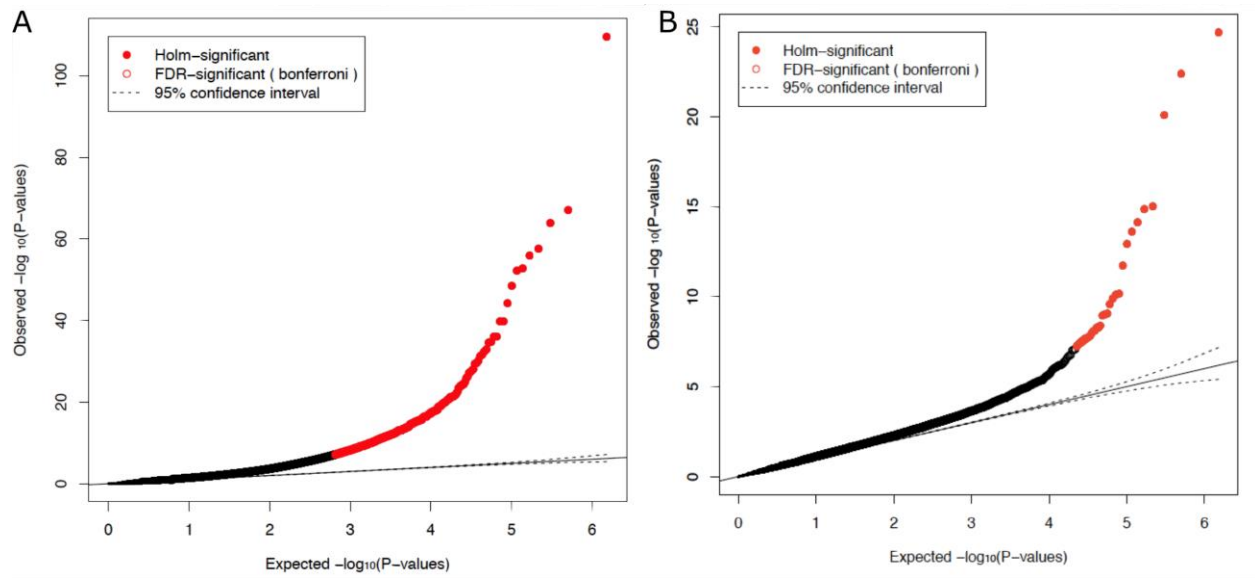


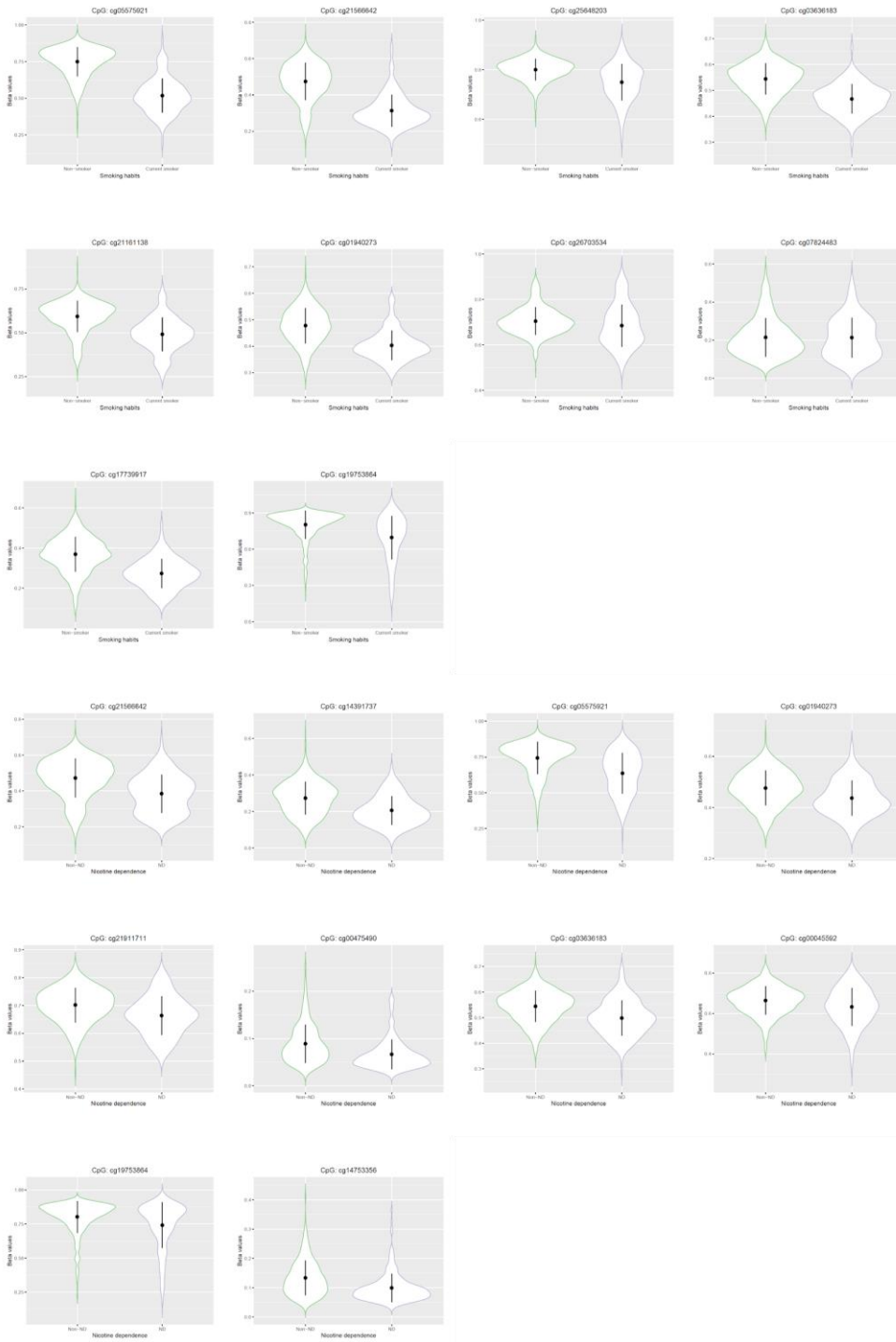
Supplementary Figure S1. Distribution of Fagerström test score. The graph shows the distribution of the Fagerström score to our sample with Mean = 2.54 and standard deviation = 2.29.



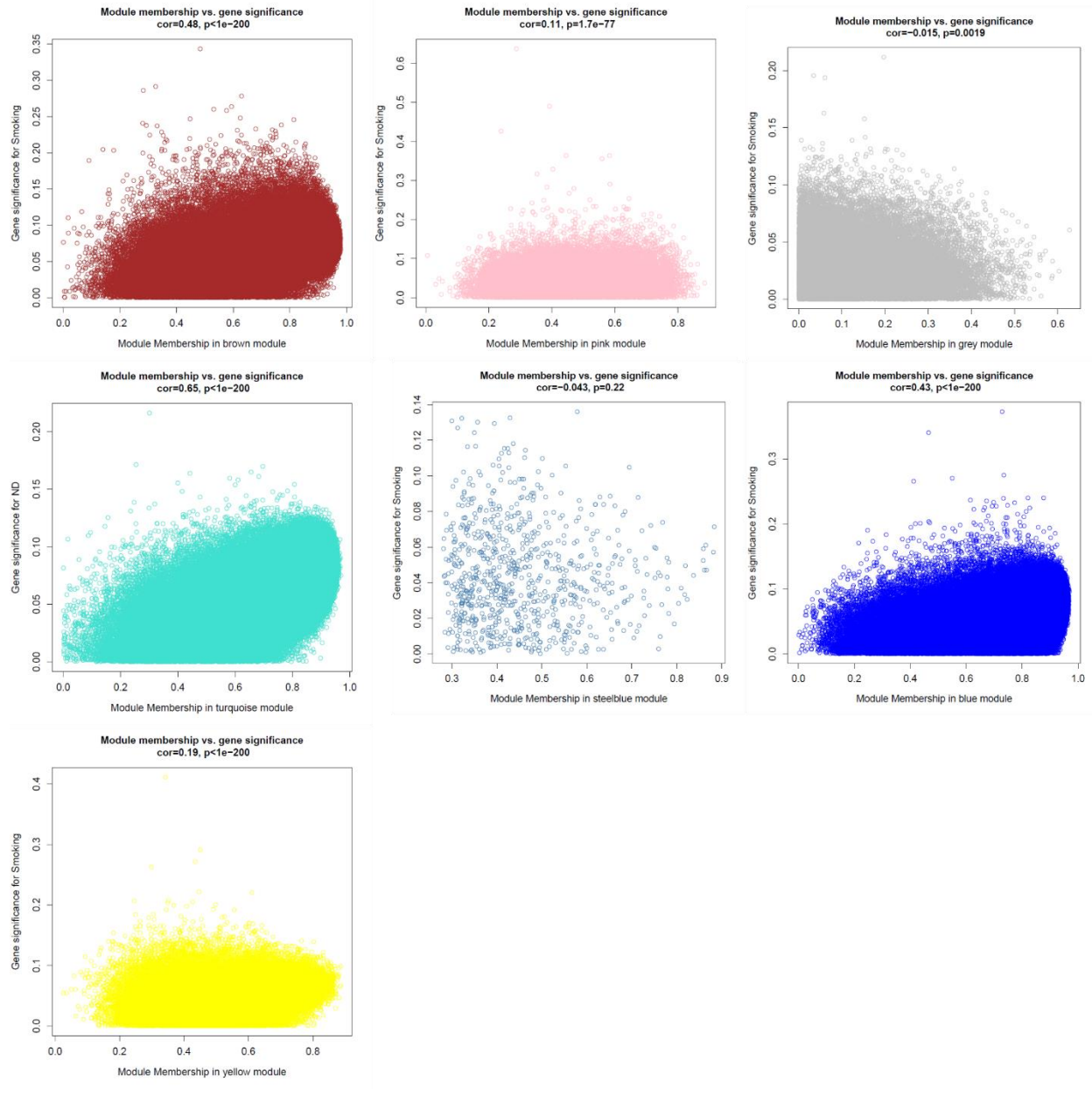
Supplementary Figure S2. Density plots before and after normalization. The density plot at the left side represents the raw data, while the density plot at the right site represents the normalized data.



Supplementary Figure S3. QQ plot to EWAS analysis. A) SS EWAS analysis, $\lambda = 1.41$; B) ND EWAS analysis, $\lambda = 1.11$.



Supplementary Figure S4. Violin plot to the top 10 ND- and SS-related DMS. The first ten violin plot represents the beta distribution to the top 10 SS-related sites, while the last ten represents the beta distribution to the top 10 ND-related sites.



Supplementary Figure S5. Module membership and gene significance. The module membership analysis was conducted to all modules with biological function.

Supplementary Table 1. DMS associated with SS. 450 DMS were detected in SS EWAS. B = (1), SB = (2), T = (3), Wk = (4), S = (5), W = (6), Sk = (7), M = (8), R = (9), D = (10). * DMS also detected in ND analysis. Effect = $(\text{Mean}\beta_{\text{SS}} - \text{Mean}\beta_{\text{non-SS}})/\text{Sd}$.

CpG Name	Chromosome	Position	Gene Annotation	P-value	Effect	Literature
						References
cg05575921*	chr5	373378	AHRR	4.54E-83	-2.0189	B, SB, T, Wk, D
cg21566642*	chr2	233284661	ALPPL2	3.87E-50	-1.7522	S, SB, T, D
cg25648203	chr5	395444	AHRR	8.91E-48	-0.3967	S, SB, T, D
cg03636183*	chr19	17000585	F2LR3	8.91E-48	-1.1037	S, SB, D
cg21161138	chr5	399360	AHRR	9.05E-42	-1.5547	S, SB, Wk, D
cg01940273*	chr2	233284934	ALPPL2	2.14E-39	-1.8733	S, SB, T, D
cg26703534	chr5	377358	AHRR	6.93E-39	-0.3132	S, D
cg07824483	chr17	79882042	MAFG	3.79E-36	-0.0212	Sk
cg17739917	chr17	38477572	RARA	6.21E-33	-0.7308	D
cg19753864*	chr2	38320028	CYP1B1	9.44E-30	-1.7932	
cg05086879	chr22	39861490	MGAT3	1.17E-29	-0.2499	D
cg00132045	chr17	70565953	AC007639.1	5.10E-27	-0.4343	
cg16859537	chr11	12028319	DKK3	5.24E-27	-1.2381	
cg06427233	chr7	134133904	AKR1B1	5.97E-26	-0.7341	
cg02162897	chr2	38300537	AKR1B1	7.85E-26	-1.4789	W, T
cg09935388	chr1	92947588	GFI1	1.35E-24	-2.4943	S, Wk, D
cg23398508	chr17	70536199	AC007639.1	2.64E-24	0.3237	
cg15159987	chr19	17003890	CPAMD8	9.64E-24	-0.2722	Sk, D
cg17087741	chr2	233283010		1.69E-23	-0.4254	D
cg03329539	chr2	233283329	ALPPL2	1.15E-22	-0.6160	S, SB, D
cg05284742	chr14	93552128	ITPK1	3.07E-22	-0.8777	SB, D
cg04066994	chr5	394891	AHRR	4.37E-22	-0.6592	
cg24090911	chr5	400732	AHRR	4.25E-21	-0.3952	S
cg18110140*	chr15	75350380	PPCDC	7.13E-21	-0.3119	D
cg04744744	chr17	70515363	AC007639.1	1.39E-20	-0.0956	
cg12516954	chr5	134714262		1.98E-20	0.8521	
cg16841366	chr2	233286192	AC068134.6	8.52E-20	-1.0154	D
cg10987682	chr2	23509827		1.48E-19	-0.3419	
cg14753356	chr6	30720108	IER3	6.81E-19	-0.8003	S, SB, D
cg08836861	chr16	69757867	NQO1	2.17E-18	-1.1825	
cg04997452	chr15	39697356		2.29E-18	0.0344	
cg01533470	chr17	70599452		3.36E-18	-0.3412	
cg27414352	chr17	70521905	AC007639.1	3.38E-18	-0.0791	
cg14389122	chr15	74945851		7.20E-18	-0.9147	
cg06036945	chr5	394869	AHRR	9.81E-18	-0.5995	
cg21911711*	chr19	16998668	F2RL3	4.48E-17	-0.5038	
cg02206695	chr17	40474743	STAT3	9.02E-17	-0.1966	
cg06926619	chr17	48738552		1.51E-16	-0.1936	
cg24688690	chr5	345850	AHRR	2.05E-16	0.0326	Sk, S

cg26843110	chr15	74935742		2.76E-16	-1.2189	
cg24805089	chr5	176860947		3.29E-16	-0.7824	
cg21611682	chr11	68138269	LRP5	3.40E-16	-0.2598	S, SB, T, D
cg13378563	chr2	95978247	KCNIP3	3.44E-16	-0.5359	
cg00045592*	chr1	160714299		4.27E-16	-0.4701	D
cg07741821	chr7	26577897		6.61E-16	-0.2143	D
cg26177418	chr2	59464167	AC007131.1	9.05E-16	-0.2896	
cg20390237	chr1	48965049		1.00E-15	-0.3660	
cg16252872	chr1	145039193		1.44E-15	0.5853	
cg02025117	chr2	38335521	CYP1B1	1.75E-15	-0.4721	
cg27492584	chr17	70599307		2.51E-15	-0.5423	
cg21396804	chr17	70575720	AC007639.1	3.46E-15	-0.9401	
cg11660018	chr11	86510915	PRSS23	3.85E-15	0.1345	SB, D
cg10180919	chr2	234608559	AC114812.8	4.02E-15	-0.2592	
cg07302361	chr17	70598973		4.94E-15	-1.3165	
cg23258611	chr17	70536160	AC007639.1	5.43E-15	0.2944	
cg10721256	chr16	67560556	CTD- 2012K14.1	7.61E-15	-0.1156	
cg04554564	chr17	19990302	SPECC1	1.36E-14	-0.8254	
cg15342087	chr6	30720209	IER3	1.40E-14	-0.9984	S, SB, D
cg20288271	chr22	46117200		1.50E-14	-0.8507	
cg22222502	chr5	150161551	C5orf62	1.64E-14	-0.4513	D
cg08445278	chr22	30671877		1.96E-14	0.8438	
cg02485605	chr10	80948302	ZMIZ1	2.52E-14	-0.8263	
cg04646928	chr2	234602174	UGT1A6	6.67E-14	-1.1209	
cg16958050	chr5	73335902		6.82E-14	0.0273	
cg03450842	chr10	80834947	ZMIZ1	8.03E-14	-0.5618	S, SB, D
cg27241845	chr2	233250370		9.02E-14	-0.5879	SB
cg13006859	chr3	185679602	RP11- 443P15.2	9.14E-14	-0.1050	
cg14712058	chr19	16988083		1.04E-13	-0.1166	Sk, D
cg19572487*	chr17	38476024	RARA	1.15E-13	-0.6122	S, SB, D
cg06484100	chr17	41799087		1.22E-13	0.0149	
cg09746554	chr22	29313113	ZNRF3	1.27E-13	-1.1193	
cg08493167	chr14	106329560	IGHJ6	1.48E-13	-0.3999	
cg27064337	chr8	18925266		1.64E-13	0.4918	
cg14466441	chr6	11392193		1.72E-13	-0.1008	D
cg06252276	chr11	34852392		2.10E-13	-0.3391	
cg14580211	chr5	150161299	C5orf62	2.18E-13	-0.3870	S, SB, D
cg22593807	chr10	80015107		3.15E-13	-0.2871	
cg07390844	chr18	72935911	TSHZ1	3.23E-13	-0.8977	
cg20385913	chr15	75054510		3.54E-13	-0.3773	
cg12956751	chr2	233246922	AC068134.8	3.56E-13	-0.4515	
cg23079012	chr2	8343710	AC007464.1	4.10E-13	-0.4282	SB, D
cg25189904	chr1	68299493	GNG12	5.06E-13	-1.8007	S, SB, T, Wk, D
cg15660755	chr1	11199669	MTOR	6.22E-13	-0.2189	

cg03993839	chr16	55851398		7.30E-13	-0.5034	
cg04535902	chr1	92947332		8.28E-13	-0.9800	Sk
cg12806681	chr5	368394	AHRR	1.01E-12	-0.1594	S, SB
cg20545852	chr12	28211458		1.03E-12	-0.5442	
cg27638168	chr17	19644741		1.07E-12	-0.5416	
cg14161344	chr17	48736189		1.14E-12	-0.3596	
cg00475490*	chr11	86517110	PRSS23	1.17E-12	-0.3225	D
cg24629589	chr1	11199365	MTOR	1.20E-12	0.0000	
cg01998750	chr3	69434842	FRMD4B	1.27E-12	0.7932	
cg10750182	chr10	73497514	C10orf105	1.30E-12	-0.3087	D
cg07667906	chr14	106329752	IGHJ6	1.41E-12	-0.6702	
cg02273797	chr1	33191153	RP11-114B7.6	1.43E-12	0.2379	
cg25471032	chr10	4984133	AKR1C1	1.83E-12	-1.0868	
cg21983799	chr22	42810199		2.15E-12	-0.2830	
cg09834951	chr19	1265877		3.39E-12	-0.8622	D
cg07949895	chr1	33191557	RP11-114B7.6	3.77E-12	-0.3282	
cg21602518	chr8	134394900		4.14E-12	-0.2021	
cg12465678	chr1	27953336	FGR	4.33E-12	0.4015	
cg02426623	chr12	3259078	TSPAN9	4.35E-12	-0.8734	
cg17851614	chr1	223599228		4.52E-12	-0.2792	
cg27277419	chr1	19409764	UBR4	4.71E-12	0.7103	
cg19352842	chr16	70729655		5.03E-12	0.0277	
cg01884217	chr17	48736199		5.12E-12	-0.5609	
cg08035323	chr2	9843525	RP11-521D12.2	5.54E-12	0.5155	R
cg03863418	chr6	107187120	U6	5.91E-12	-0.0817	
cg11916067	chr19	17909115	B3GNT3	6.29E-12	-0.7455	
cg24752487	chr2	38324188	CYP1B1	6.30E-12	-1.2154	
cg26779770	chr5	176421823	UIMC1	6.59E-12	0.0538	
cg20294744	chr13	48978285		7.55E-12	-0.3089	
cg17738628	chr15	67155520		7.98E-12	-0.1999	D
cg05964212	chr3	48936979	SLC25A20	8.06E-12	0.5715	
cg11827976	chr3	177494197		8.65E-12	-0.1871	
cg14699161	chr2	89165403	IGKJ5	8.86E-12	0.6016	
cg25146488	chr8	129195790		9.02E-12	0.4833	
cg04144218	chr7	69559531		9.18E-12	-0.7685	
cg12298464	chr20	32650873	RALY	9.26E-12	0.5217	
cg21502250	chr12	122297313	HPD	9.86E-12	-0.5275	
cg10111629	chr1	113067124	ST7L	1.01E-11	-0.2244	
cg01294327	chr19	2291373		1.03E-11	-0.8751	
cg17619755	chr6	31760629	VAR5	1.25E-11	1.6842	
cg10258214	chr14	106330534	IGHJ6	1.33E-11	-0.1500	
cg22454558	chr22	28123229		1.33E-11	-1.1088	
cg04802238	chr16	87873610		1.63E-11	-0.8153	

cg15735209	chr2	178100898	NFE2L2	1.66E-11	-0.2634	
cg02621481	chr13	50931836	DLEU1	1.93E-11	-0.4519	
cg27271698	chr14	106330538	IGHJ6	1.96E-11	-0.1556	D
cg23594345	chr14	106329607	IGHJ6	2.05E-11	-0.3915	
cg20264482	chr8	57472110	RP11-16M8.2	2.07E-11	0.9456	
cg05722069	chr17	70600952		2.11E-11	-0.6029	
cg21489622	chr6	143247772	HIVEP2	2.14E-11	0.2829	
cg22440155	chr19	2664262	GNG7	2.39E-11	0.3393	
cg11554391	chr5	321320	AHRR	2.41E-11	-0.2133	T
cg13074055	chr14	106329206		2.64E-11	-0.6402	
cg26361535	chr8	144576604	ZC3H3	2.73E-11	-1.3209	SB, S
cg12507207	chr1	111771121	CHI3L2	2.98E-11	-0.0429	
cg22779218	chr3	17055381		3.70E-11	-0.0864	
cg24859433	chr6	30720203	IER3	4.53E-11	-1.3082	S, SB, D
cg01208318	chr14	106329652	IGHJ6	5.36E-11	-0.2204	
cg00806214	chr16	521912		5.66E-11	-0.1182	
cg08565469	chr19	2291389		5.97E-11	-0.6050	
cg05866990	chr11	34592252	RP11-350D17.2	6.41E-11	0.5866	
cg02119598	chr16	75096992	ZNRF1	6.87E-11	0.4451	
cg14179164	chr14	75084315	CTD-2207P18.2	7.63E-11	-0.0669	
cg21464206	chr2	113448586		8.12E-11	0.6812	
cg05533761	chr11	86437953	CTD-2005H7.2	8.38E-11	-1.0448	D
cg26182999	chr22	36866904	TXN2	8.47E-11	0.0567	
cg16207944	chr14	106331592	IGHJ4	8.51E-11	-0.0812	D
cg07251887*	chr17	73641809		8.75E-11	-0.6380	D
cg09655257	chr7	100977394		9.02E-11	0.5903	
cg27381834	chr1	207039040	IL20	9.72E-11	0.0598	
cg18228985	chr22	30018031		9.80E-11	0.6569	
cg14624207	chr11	68142198		1.13E-10	-0.0069	SB
cg05533453	chr1	42014022	HIVEP3	1.25E-10	0.5086	
cg01513913	chr14	106329158		1.26E-10	-0.2211	
cg03686998	chr14	106330224	IGHJ6	1.29E-10	0.0472	D
cg09328068	chr13	44749282	C13orf44-AS1	1.35E-10	-0.8607	
cg08857355	chr11	30608471	MPPED2	1.41E-10	1.1382	
cg26366543	chr16	55873180		1.44E-10	-0.0052	
cg02100008	chr4	56658357		1.47E-10	-0.3732	
cg10880599	chr14	65408480		1.51E-10	-0.5475	
cg18307140	chr17	76303857		1.58E-10	-0.1276	
cg25001882	chr14	78619077		1.60E-10	0.0160	D
cg14053807	chr3	183030231	MCF2L2	1.67E-10	-0.9238	
cg26401796	chr12	5574420	NTF3	1.70E-10	-1.5612	
cg15393221	chr19	40919485	PRX	1.84E-10	0.5426	

cg27215690	chr1	25344157		1.92E-10	-0.6681	D
cg24680415	chr17	70358572		2.17E-10	0.0100	
cg08959878	chr2	2710266		2.33E-10	0.8669	
cg25770637	chr1	110361277		2.49E-10	0.2389	
cg23382784	chr10	4729038		2.49E-10	0.1399	
cg02725110	chr8	134698294		2.53E-10	0.7717	
cg26039954	chr1	16220025		2.61E-10	-0.2323	
cg16109875	chr22	29313292	ZNRF3	2.65E-10	-0.5076	
cg12615852	chr14	106330121	IGHJ6	2.71E-10	-0.2039	
cg17625893	chr14	106322849	IGHM	2.76E-10	-0.1351	
cg10615686	chr1	234677343		2.79E-10	-0.0345	
cg16336872	chr5	435267	AHRR	2.89E-10	0.0545	
cg21148871	chr4	87051743	MAPK10	3.06E-10	0.0502	
cg01835527	chr5	148214451		3.07E-10	-0.3884	
cg21983824	chr21	43175471	RIPK4	3.15E-10	-0.3580	
cg04939326	chr11	73278053	FAM168A	3.20E-10	-0.1874	
cg14049087	chr2	60619220	AC007381.2	3.21E-10	0.4537	
cg14391737*	chr11	86513429	PRSS23	3.25E-10	-0.9887	D
cg03970350	chr22	31003010	PES1	3.37E-10	0.4084	
cg03739287	chr2	38471584		3.42E-10	-0.6980	
cg24021808	chr13	40805588		3.43E-10	1.7283	
cg27187848	chr5	140888834		3.51E-10	0.5585	
cg11191134	chr5	131631098	SLC22A4	3.51E-10	0.6829	
cg12803068	chr7	45002919	MYO1G	3.55E-10	1.2489	S, SB, Wk, D
cg24838345	chr8	125737353	MTSS1	3.57E-10	-0.1898	SB, S, D
cg00378510	chr19	2291020		3.90E-10	-1.0520	T
cg23678985	chr17	70514539	AC007639.1	4.04E-10	-0.3472	
cg09842685	chr12	4492769		4.15E-10	-0.1693	D
cg03574656	chr2	24327900		4.60E-10	-0.8393	
cg21322436	chr7	145812842	CNTNAP2	4.68E-10	-0.1351	S, SB, D
cg25305703	chr8	128378218	RP11-382A18.2	5.18E-10	-0.2550	D
cg03349776	chr2	113448464		5.54E-10	0.6480	
cg13038618	chr14	77467391		5.66E-10	0.1955	Sk
cg07986378	chr12	11898284	ETV6	5.89E-10	0.1421	D
cg15494987	chr11	69150514		6.05E-10	-0.7021	
cg23436468	chr19	6135321	ACSBG2	6.15E-10	-1.6750	
cg06635952	chr2	70025869	ANXA4	6.79E-10	0.3999	Sk, Wk
cg11152412	chr15	74927688	CLK3	7.26E-10	-0.1402	S
cg23874600	chr2	234601954	UGT1A6	7.26E-10	-0.6583	
cg09932507	chr17	47643410	RP5-1029K10.2	7.91E-10	0.4574	
cg01389386	chr16	70471055	ST3GAL2	8.27E-10	-0.2800	
cg08601520	chr17	32488847		8.80E-10	0.1687	
cg01901332	chr11	75031054		8.81E-10	-0.0523	SB, S, D
cg18340983	chr11	72941691	P2RY2	8.89E-10	-0.5435	

cg00073090	chr19	1265879		9.13E-10	-0.6963	D
cg26271591	chr2	178125956	NFE2L2	9.22E-10	-0.7507	SB, D
cg19623982	chr1	44951427	RNF220	9.23E-10	0.7765	
cg24797066	chr20	48407084		9.64E-10	0.5788	D
cg17651613	chr8	143111540		9.66E-10	-0.4614	
cg02506908	chr12	122297408	HPD	1.08E-09	-0.1350	
cg20328799	chr2	120985492		1.12E-09	0.7739	
cg20408276	chr2	38300586	CYP1B1	1.16E-09	-0.7414	T
cg05748997	chr12	117524737		1.17E-09	-0.3597	
cg15241876	chr22	37257594	CTA-833B7.2	1.21E-09	0.0674	
cg12876356	chr1	92946825	GFI1	1.28E-09	-0.6412	S, SB, D
cg24310904	chr21	47421270	COL6A1	1.36E-09	-0.5100	
cg06831571	chr11	34592196	RP11-350D17.2	1.37E-09	1.1227	
cg14521421	chr11	8862019	ST5	1.39E-09	-0.4706	
cg09010260	chr12	54842484	RP11-753H16.5	1.39E-09	-0.2732	D
cg12009405	chr6	148651331		1.43E-09	-0.9476	
cg04061293	chr12	90341279	RP11-654D12.2	1.44E-09	-0.4823	
cg08331284	chr10	80841582	ZMIZ1	1.44E-09	-0.5242	
cg10644896	chr6	22147559	RP1-67M12.2	1.50E-09	0.7497	
cg08902266	chr9	97635614	C9orf3	1.54E-09	-0.3687	
cg17076543	chr12	133319292		1.55E-09	-0.5845	
cg13119036	chr2	28492416		1.57E-09	-0.5894	
cg13580248	chr17	79882629	MAFG	1.60E-09	0.4779	
cg07278718	chr11	113932635	ZBTB16	1.62E-09	0.8787	
cg14229348	chr11	69089471		1.74E-09	-0.0898	
cg20433154	chr5	325118	AHRR	1.77E-09	-0.0166	
cg13036223	chr5	78552304		1.80E-09	-0.1963	
cg09156598	chr1	12192620	TNFRSF8	1.88E-09	-0.5465	
cg25639601	chr4	157695723	PDGFC	1.88E-09	0.0094	
cg26673040	chr2	67157193	AC007403.2	1.90E-09	-1.0573	D
cg11207515	chr7	146904205		1.91E-09	0.6584	SB, Wk, D
cg07812250	chr16	15601462	RP11-1021N1.1	1.92E-09	-0.8364	D
cg01370594	chr20	47603732		1.95E-09	0.1621	
cg02223351	chr16	66402367	CDH5	2.06E-09	0.5185	M
cg00866399	chr2	73148052		2.15E-09	0.7150	
cg15853512	chr5	42565352	GHR	2.20E-09	-0.9067	
cg08163642	chr20	16512131	KIF16B	2.29E-09	-0.2314	
cg04547740	chr22	29313235	ZNRF3	2.35E-09	-1.0729	
cg12253911	chr10	79785946		2.36E-09	-0.2517	
cg21794943	chr2	99872952	LYG2	2.38E-09	0.1021	
cg20311481	chr20	4206624		2.43E-09	-0.1832	

cg22311669	chr16	30466567	Y_RNA	2.46E-09	-0.4178	
cg26274046	chr22	29312841	ZNRF3	2.53E-09	-0.6842	
cg18316974	chr1	92947035		2.61E-09	-1.1318	SB, S
cg13914612	chr2	60562918		2.62E-09	0.9545	
cg26193418	chr7	33973655		2.67E-09	-0.2462	
cg11439308	chr15	99974332		2.72E-09	-0.2380	
cg23686030	chr11	85555920		2.92E-09	-0.4937	
cg07756788	chr13	30532829		2.98E-09	-0.3286	
cg05009104	chr7	45002980		3.02E-09	0.4572	D
cg01309527	chr6	44024686	RP5- 1120P11.1	3.07E-09	-0.0131	
cg10956333	chr3	53294961		3.08E-09	-0.2414	
cg00523308	chr22	44658793		3.14E-09	-0.5973	
cg16630940	chr2	238602811		3.24E-09	0.6289	
cg02583484	chr12	54677008	HNRNPA1	3.25E-09	-0.3372	SB
cg03995533	chr16	11194243	CLEC16A	3.30E-09	-0.5403	
cg03061612	chr20	30496009		3.38E-09	0.1235	
cg03285383	chr8	27204380	PTK2B	3.39E-09	-0.7354	
cg17804100	chr1	42277934	HIVEP3	3.55E-09	0.5587	
cg27116072	chr16	84675013		3.96E-09	0.2963	
cg02272667	chr7	1922866		3.98E-09	0.4255	
cg12248830	chr5	16596975		3.98E-09	-0.7967	
cg10664272	chr2	85638053	CAPG	4.01E-09	-0.3310	
cg12075928	chr8	141801307		4.02E-09	-0.3960	SB
cg25520710	chr20	45981300	ZMYND8	4.03E-09	-1.9129	
cg19885130	chr11	68146832		4.05E-09	0.3187	D
cg27323424	chr14	75083966	CTD- 2207P18.2	4.18E-09	-0.1981	
cg04885881	chr1	11123118	SRM	4.25E-09	-0.1000	S, SB, D
cg01868616	chr11	75041600		4.30E-09	-0.5209	
cg24179132	chr22	38012611	GGA1	4.33E-09	-0.4381	
cg04604309	chr4	89525897	HERC3	4.36E-09	0.3354	
cg02812408	chr6	25153566	CMAHP	4.45E-09	-0.0978	
cg05345286	chr6	41606641		4.49E-09	0.9347	
cg05157376	chr1	92781750	RPAP2	4.51E-09	-0.2207	D
cg17880994	chr1	42655725	FOXJ3	4.58E-09	-0.1082	
cg02174510	chr20	19783309	RP1- 122P22.2	4.61E-09	-0.4022	
cg27043548	chr14	99567309		4.78E-09	-0.4205	
cg23446377	chr4	102127231	PPP3CA	4.80E-09	0.9865	
cg09565444	chr4	16266666	RP11- 783N5.1	5.02E-09	0.7273	
cg12149609	chr20	42816600	JPH2	5.17E-09	1.2686	
cg13413384	chr9	137302231	RXRA	5.40E-09	-0.0681	
cg02670637	chr1	56184693	RP11- 466L17.1	5.65E-09	-0.1699	
cg04145765	chr8	67039461	TRIM55	5.76E-09	-0.0124	

cg11401937	chr3	183689786		5.99E-09	-0.4146	
cg06441533	chr14	65409905	GPX2	6.08E-09	-0.8826	
cg14891022	chr22	37625461		6.20E-09	0.6802	
cg09848700	chr10	79955693		6.26E-09	-0.4209	
cg25431484	chr11	34592283	RP11-350D17.2	6.33E-09	0.2651	
cg15722293	chr1	212803761		6.36E-09	1.0690	
cg14080071	chr8	82009570	PAG1	6.41E-09	0.2756	
cg02898994	chr20	2361440	TGM6	6.63E-09	-0.5740	
cg08048564	chr12	123365343		6.90E-09	0.1123	
cg27212548	chr1	5988084	NPHP4	6.91E-09	-0.7650	
cg13423180	chr3	24563679		6.95E-09	0.5898	
cg13762385	chr10	75666539		6.96E-09	0.4963	
cg08434692	chr17	73086066	SLC16A5	7.06E-09	-0.6385	
cg04018738	chr6	31760616	VARS	7.18E-09	0.4877	
cg25949550	chr7	145814306	CNTNAP2	7.19E-09	-0.0888	S, SB, Wk, D
cg18387338	chr7	26591438	AC004947.2	7.67E-09	-0.1000	
cg27528787	chr9	130939119	CIZ1	7.83E-09	-0.7320	
cg15916554	chr15	31508820	RP11-16E12.1	7.96E-09	-0.0336	Sk
cg04067772	chr10	79221232		7.97E-09	-0.3176	
cg18417941	chr1	59841351	FGGY	8.24E-09	-0.4700	
cg12778716	chr18	6995012		8.37E-09	0.1579	
cg11770823	chr3	72170114		8.38E-09	0.3429	
cg11514839	chr2	16384587	AC010745.1	8.51E-09	-0.8809	
cg03001863	chr20	36037325		8.53E-09	-0.1051	
cg20580946	chr12	103293039	PAH	8.58E-09	-0.6501	
cg04086097	chr7	128580792	IRF5	8.60E-09	0.7285	
cg13358038	chr12	1023702	RAD52	8.74E-09	0.5946	
cg19156729	chr9	124452422		8.75E-09	-0.7928	
cg22157525	chr5	149900962		8.78E-09	-0.6263	
cg26192689	chr2	206730773		8.96E-09	-0.1392	
cg18974499	chr8	142416513	PTP4A3	9.09E-09	-0.8479	
cg19372602	chr1	156116207		9.31E-09	-0.3908	
cg05498503	chr6	143224021	HIVEP2	1.01E-08	1.0188	
cg02423587	chr1	36059379		1.04E-08	-0.4570	
cg19100778	chr11	116873738	SIK3	1.05E-08	0.5066	
cg25515197	chr15	70762847		1.06E-08	0.0654	
cg21869609	chr19	2291613		1.08E-08	-0.9813	Sk
cg12649475	chr17	62248511		1.12E-08	-0.3097	
cg07622193	chr19	42701920		1.15E-08	0.0502	
cg25096570	chr14	74937693		1.18E-08	-0.5545	
cg00326946	chr8	27221307	PTK2B	1.18E-08	2.0639	
cg10841124	chr5	433274		1.26E-08	0.3752	Sk
cg10171659	chr7	73723813	CLIP2	1.26E-08	-0.8810	

cg22551157	chr12	66342368	RP11-366L20.3	1.27E-08	-0.3870	D
cg04139874	chr11	103734503	RP11-563P16.1	1.31E-08	-0.5708	
cg24871922	chr8	48556931	KIAA0146	1.31E-08	0.6431	
cg15310518	chr14	106330520	IGHJ6	1.31E-08	0.1146	D
cg10765427	chr19	17005225		1.33E-08	-0.1880	D
cg22402988	chr1	110261127		1.41E-08	-0.3348	
cg05396397	chr1	11908164	NPPA	1.42E-08	1.0899	
cg11087049	chr14	51296586	NIN	1.45E-08	0.6725	
cg07727360	chr10	71884547	AIFM2	1.50E-08	-0.4561	
cg03625444	chr12	125244660		1.51E-08	0.4431	
cg09338374	chr22	39888390		1.56E-08	0.9069	D
cg04697629	chr1	221871655		1.57E-08	-0.1805	
cg22479453	chr1	110367354		1.58E-08	-0.5864	
cg01978215	chr2	145078303	GTDC1	1.63E-08	0.1859	
cg18337222	chr3	99595254	FILIP1L	1.64E-08	0.6919	
cg25135778	chr20	60736870	SS18L1	1.65E-08	-0.2419	
cg09594069	chr7	37956906	SFRP4	1.70E-08	0.2682	
cg06372633	chr9	124366728		1.72E-08	0.8994	
cg23538749	chr2	231615143	CAB39	1.75E-08	0.3853	
cg25349729	chr1	214560352	PTPN14	1.85E-08	-1.0975	
cg00501876	chr3	39193251	CSRNP1	1.86E-08	-1.0885	S
cg12081942	chr8	98001492		1.88E-08	0.7640	
cg24343150	chr6	114145895	RP1-249H1.2	1.89E-08	-0.2499	
cg25075664	chr3	14366362		1.89E-08	-0.3578	
cg13494026	chr19	53118759	ZNF83	1.93E-08	-0.0394	
cg06581475*	chr15	75020202		1.98E-08	-0.4493	
cg16540258	chr12	27975175		2.01E-08	0.4214	
cg04606771	chr4	169752455	PALLD	2.04E-08	0.5099	
cg06161814	chr7	37956963	SFRP4	2.18E-08	0.6730	
cg16264724	chr16	30466524	Y_RNA	2.21E-08	-0.7397	
cg04916091	chr19	17958647	JAK3	2.22E-08	0.9507	
cg26529655	chr5	424371		2.26E-08	-0.1041	Sk, S
cg27102138	chr3	136884112		2.27E-08	-0.2153	
cg10355819	chr9	124226279	GGTA1P	2.30E-08	-0.3957	
cg03913921	chr7	120496827	TSPAN12	2.45E-08	0.5982	
cg07660204	chr4	3391175	RGS12	2.49E-08	0.5063	
cg00030296	chr17	75318732	9-Sep	2.53E-08	0.3800	
cg17484029	chr2	38340347	CYP1B1	2.63E-08	0.3528	
cg26332838	chr12	55840205	RP11-110A12.2	2.67E-08	-0.0706	
cg08902828	chr5	400832	AHRR	2.80E-08	-0.0884	
cg23564780	chr11	65058365		2.82E-08	0.3054	
cg16455573	chr4	159090971	RP11-597D13.9	2.87E-08	1.6356	
cg20295214	chr1	206226794		2.88E-08	-0.0822	S

cg03208161	chr5	71187748		2.88E-08	-0.3811	
cg07047532	chr4	166435972		2.93E-08	-0.0726	
cg03862943	chr14	96520706	C14orf132	2.96E-08	0.0826	
cg05161004	chr14	76902522	ESRRB	3.05E-08	-0.1463	
cg21647182	chr2	1657483		3.09E-08	-0.0937	
cg13705457	chr11	34592254	RP11-350D17.2	3.17E-08	1.3141	
cg00136212	chr21	42513481	LINC00323	3.18E-08	-0.0155	
cg05599158	chr1	11380423		3.18E-08	0.7812	
cg02536086	chr15	48093535		3.20E-08	-0.4764	
cg06035270	chr16	87312465	C16orf95	3.25E-08	0.3005	
cg03547355	chr1	227003060		3.25E-08	-0.7144	SB
cg11320225	chr1	161709963		3.39E-08	0.3504	
cg10174146	chr10	6540795		3.42E-08	0.3242	
cg04097722	chr19	18637236		3.43E-08	-0.4484	
cg10860063	chr10	3921828		3.46E-08	-0.2630	
cg01380884	chr15	74923934	EDC3	3.50E-08	-0.3717	
cg05753553	chr17	2689486	RAP1GAP2	3.60E-08	0.4081	
cg03296424	chr17	19646818	ALDH3A1	3.60E-08	-0.1707	
cg12547807	chr1	9473751		3.72E-08	-0.7501	
cg06451566	chr6	107187275	U6	3.74E-08	-0.3211	
cg13827179	chr1	22668639		3.76E-08	1.4985	
cg25421530	chr10	97200987	SORBS1	3.79E-08	0.1145	
cg02992067	chr16	53856169	FTO	3.82E-08	-0.4290	
cg10334778	chr22	38711498	CSNK1E	3.94E-08	0.4301	
cg21223535	chr6	1973366		4.03E-08	1.0096	
cg00862930	chr4	7299445		4.09E-08	0.3595	
cg23942160	chr16	10719960		4.14E-08	-0.0335	
cg09966085	chr18	42588939		4.32E-08	-0.4760	
cg26973354	chr10	5085889	AKR1C3	4.43E-08	-0.2605	
cg26927232	chr17	2135631	AL450226.2	4.59E-08	-0.1129	
cg10960240	chr10	71878112	AIFM2	4.59E-08	-1.0459	
cg03855388	chr11	68580018		4.69E-08	-0.5675	
cg05498478	chr15	76214626		4.69E-08	-0.3783	
cg20059928	chr15	40361485		4.71E-08	-0.7922	
cg07907563	chr11	47216568		4.74E-08	-0.6941	
cg18419251	chr4	38117499	TBC1D1	4.78E-08	-0.5206	
cg12030962	chr11	69038610		4.81E-08	-0.1730	
cg18163683	chr2	38324984	CYP1B1	4.97E-08	-0.9319	
cg00151672	chr3	12987948	IQSEC1	4.98E-08	-0.1328	
cg05107149	chr22	35781095		5.01E-08	-0.0705	
cg02595713	chr20	34716520	EPB41L1	5.01E-08	-0.4550	
cg07893176	chr1	171110609		5.08E-08	-0.8799	
cg11025877	chr3	134202227	ANAPC13	5.15E-08	1.4108	
cg23212751	chr1	44401433	ARTN	5.26E-08	-0.7519	
cg23754392	chr10	22611454	BMI1	5.31E-08	0.7285	

cg20985847	chr11	95277427		5.43E-08	-0.0977
cg26368490	chr3	45860172		5.53E-08	-0.1884
cg14087413	chr9	35848330		5.54E-08	-0.0917
cg13054523	chr17	81055722		5.56E-08	0.0335
cg07375207	chr16	717419	RHOT2	5.67E-08	-0.4759
cg16752482	chr1	209830616		5.68E-08	0.3780
cg02385153	chr5	404766	AHRR	5.73E-08	0.2047
cg14614490	chr9	123637816	PHF19	5.78E-08	-0.0122
cg05711474	chr3	57937462		5.85E-08	0.7428
cg25322672	chr9	97624250	C9orf3	5.89E-08	0.4645
cg11298246	chr13	22784439		6.02E-08	-0.4537
cg22768487	chr22	46770253		6.04E-08	0.2587
cg10125703	chr19	49228647		6.08E-08	0.4391
cg00227225	chr15	48011091	SEMA6D	6.09E-08	0.2685
cg13371045	chr11	3395836	ZNF195	6.11E-08	-0.0290
cg20082547	chr20	2361564	TGM6	6.19E-08	-0.4060
cg07391985	chr2	219233678	AC021016.6	6.22E-08	0.4461
cg10357657	chr19	17958633	JAK3	6.24E-08	0.6920
cg01780984	chr17	79058859	BAIAP2	6.28E-08	-0.3672
cg25481455	chr6	22147551	RP1- 67M12.2	6.30E-08	1.4232
cg18259487	chr7	2473859	CHST12	6.38E-08	-0.7107
cg09303399	chr14	106330947	IGHJ6	6.41E-08	0.4173
cg22891595	chr3	193570256		6.45E-08	0.2227
cg09218334	chr11	1536046		6.51E-08	-0.3623

Supplementary Table 2. DMS associated with ND. 22 DMS were detected in ND EWAS. S = (5), B = (1), SB = (2), T = (3), Wk = (4). * DMS also detected in SS analysis. Effect = $(\text{Mean}\beta_{\text{ND}} - \text{Mean}\beta_{\text{non-ND}}) / \text{Sd}$.

CpG Name	Chromosome	Position	Gene Annotation	P-value	Effect	Literature
						References
cg21566642*	chr2	233284661	ALPPL2	5.71E-23	-0.8035	S, SB, T, D
cg14391737*	chr11	86513429	PRSS23	6.70E-21	-0.7414	D
cg05575921*	chr5	373378	AHRR	8.56E-19	-0.8692	B, SB, T, Wk, D
cg01940273*	chr2	233284934	ALPPL2	2.87E-14	-0.5798	S, SB, T, D
cg21911711*	chr19	16998668	F2RL3	3.90E-14	-0.5741	D
cg00475490*	chr11	86517110	PRSS23	1.93E-13	-0.6170	D
cg03636183*	chr19	17000585	F2RL3	5.23E-13	-0.6784	S, SB, D
cg00045592*	chr1	160714299		2.30E-12	-0.4137	D
cg19753864*	chr2	38320028	CYP1B1	2.69E-11	-0.5020	
cg14753356*	chr6	30720108		6.87E-10	-0.6105	S, SB, D
cg18110140*	chr15	75350380	PPCDC	7.57E-10	-0.0977	D
cg06344992	chr15	90345999	ANPEP	1.24E-09	0.4181	
cg06644428	chr2	233284112		2.13E-09	-0.5488	SB, T, D
cg03634967	chr6	44187219	SLC29A1	6.61E-09	0.3970	
cg23432008	chr15	90346094	ANPEP	7.33E-09	0.4779	
cg06581475*	chr15	75020202		8.25E-09	-0.5828	
cg07251887*	chr17	73641809		2.56E-08	-0.4984	D
cg19572487*	chr17	38476024	RARA	3.34E-08	-0.4684	S, SB, D
cg02008229	chr15	90346089	ANPEP	3.35E-08	0.4609	
cg16841366*	chr2	233286192	AC068134.6	4.43E-08	-0.4221	D
cg04175292	chr6	44187226	SLC29A1	5.03E-08	0.3905	
cg04330449	chr5	134871166	NEUROG1	6.42E-08	0.3797	

Supplementary Table 3. GO enrichment to SS-related DMS. The table shows the GO terms setting an FDR < 0.05.

GO	Term	Ontology	N	DE	P-value	FDR
GO:0009410	response to xenobiotic stimulus cellular response to xenobiotic	BP	116	17	1.49E-12	1.11E-08
GO:0071466	stimulus	BP	109	16	7.07E-12	3.94E-08
GO:0006805	xenobiotic metabolic process	BP	105	15	3.43E-11	1.53E-07
GO:0052695	cellular glucuronidation	BP	17	9	5.05E-11	1.87E-07
GO:0009812	flavonoid metabolic process	BP	15	9	5.98E-11	1.90E-07
GO:0006063	uronic acid metabolic process	BP	22	9	4.00E-10	9.91E-07
GO:0019585	glucuronate metabolic process	BP	22	9	4.00E-10	9.91E-07
GO:0015020	glucuronosyltransferase activity	MF	33	9	1.37E-08	3.05E-05
GO:0051552	flavone metabolic process	BP	6	5	1.91E-07	0.000387
GO:0005996	monosaccharide metabolic process	BP	269	19	2.99E-07	0.000555
GO:0001972	retinoic acid binding	MF	18	7	3.30E-07	0.000565
GO:0005501	retinoid binding	MF	32	7	2.78E-06	0.004428
GO:0019840	isoprenoid binding	MF	34	7	3.36E-06	0.004986
GO:0009404	toxin metabolic process	BP	15	5	5.75E-06	0.008004
GO:0042573	retinoic acid metabolic process	BP	23	6	6.34E-06	0.008301
GO:0033293	monocarboxylic acid binding	MF	58	8	6.71E-06	0.008304
GO:0032787	monocarboxylic acid metabolic process	BP	582	24	9.20E-06	0.010788
GO:0012505	endomembrane system	CC	4217	98	1.16E-05	0.012875
GO:0005975	carbohydrate metabolic process	BP	585	24	1.62E-05	0.017155
GO:0050896	response to stimulus	BP	8418	164	2.21E-05	0.022374
GO:0072359	circulatory system development	BP	1001	38	2.91E-05	0.027041
GO:0019748	secondary metabolic process	BP	56	7	2.89E-05	0.027041
GO:0006721	terpenoid metabolic process	BP	108	9	3.92E-05	0.034941
GO:0008194	UDP-glycosyltransferase activity	MF	142	11	4.48E-05	0.038388

Supplementary Table 4. KEGG enrichment to SS-related DMS. The table shows the significant KEGG pathways with FDR < 0.05.

Path	Pathway	N	DE	P-value	FDR
path:hsa00053	Ascorbate and aldarate metabolism	27	9	2.20E-10	4.44E-08
path:hsa00140	Steroid hormone biosynthesis	58	11	4.08E-10	4.44E-08
path:hsa00830	Retinol metabolism	64	11	3.01E-10	4.44E-08
path:hsa00980	Metabolism of xenobiotics by cytochrome P450	73	11	8.96E-10	7.32E-08
path:hsa05204	Chemical carcinogenesis	81	11	2.04E-09	1.33E-07
path:hsa00040	Pentose and glucuronate interconversions	33	9	4.26E-09	1.99E-07
path:hsa00982	Drug metabolism - cytochrome P450	69	10	3.80E-09	1.99E-07
path:hsa00860	Porphyrin and chlorophyll metabolism	42	9	8.55E-09	3.50E-07
path:hsa00983	Drug metabolism - other enzymes	79	10	6.12E-08	2.22E-06
path:hsa04062	Chemokine signaling pathway	185	12	5.58E-05	0.001823538
path:hsa05418	Fluid shear stress and atherosclerosis	139	10	7.34E-05	0.002183085
path:hsa04520	Adherens junction	72	7	0.001457298	0.039711369

1. Bojesen SE, Timpson N, Relton C, Davey Smith G, Nordestgaard BG (2017): AHRR (cg05575921) hypomethylation marks smoking behaviour, morbidity and mortality. *Thorax*. 72:646-653.
2. Sayols-Baixeras S, Lluís-Ganella C, Subirana I, Salas LA, Vilahur N, Corella D, et al. (2015): Identification of a new locus and validation of previously reported loci showing differential methylation associated with smoking. The REGICOR study. *Epigenetics*. 10:1156-1165.
3. Tsai PC, Glastonbury CA, Eliot MN, Bollepalli S, Yet I, Castillo-Fernandez JE, et al. (2018): Smoking induces coordinated DNA methylation and gene expression changes in adipose tissue with consequences for metabolic health. *Clin Epigenetics*. 10:126.
4. Wiklund P, Karhunen V, Richmond RC, Parmar P, Rodriguez A, De Silva M, et al. (2019): DNA methylation links prenatal smoking exposure to later life health outcomes in offspring. *Clin Epigenetics*. 11:97.
5. Su D, Wang X, Campbell MR, Porter DK, Pittman GS, Bennett BD, et al. (2016): Distinct Epigenetic Effects of Tobacco Smoking in Whole Blood and among Leukocyte Subtypes. *PLoS One*. 11:e0166486.
6. Wan ES, Qiu W, Carey VJ, Morrow J, Bacherman H, Foreman MG, et al. (2015): Smoking-Associated Site-Specific Differential Methylation in Buccal Mucosa in the COPD Gene Study. *Am J Respir Cell Mol Biol*. 53:246-254.
7. Sikdar S, Joehanes R, Joubert BR, Xu CJ, Vives-Usano M, Rezwani FI, et al. (2019): Comparison of smoking-related DNA methylation between newborns from prenatal exposure and adults from personal smoking. *Epigenomics*. 11:1487-1500.
8. Miao L, Yin RX, Zhang QH, Hu XJ, Huang F, Chen WX, et al. (2019): Integrated DNA methylation and gene expression analysis in the pathogenesis of coronary artery disease. *Aging (Albany NY)*. 11:1486-1500.
9. Richard MA, Huan T, Ligthart S, Gondalia R, Jhun MA, Brody JA, et al. (2017): DNA Methylation Analysis Identifies Loci for Blood Pressure Regulation. *Am J Hum Genet*. 101:888-902.
10. Domingo-Relloso A, Riffo-Campos AL, Haack K, Rentero-Garrido P, Ladd-Acosta C, Fallin DM, et al. (2020): Cadmium, Smoking, and Human Blood DNA Methylation Profiles in Adults from the Strong Heart Study. *Environ Health Perspect*. 128:67005.