

Supplemental materials to

Effectiveness of the Single-Dose Ad26.COV2.S COVID Vaccine

Supplement Contents

<u>Supplementary Methods</u>	
Supplementary Methods 1 (Suppl. S1)	Risk-set sampling of unvaccinated study individuals
Supplementary Methods 2 (Suppl. S2)	Codes used to identify cohort inclusion and exclusion variables
Supplementary Methods 3 (Suppl. S3)	Codes of pre-exposure covariates used for confounding adjustment via propensity score matching
Supplementary Methods 4 (Suppl. S4)	Vaccine under-reporting and correction
Supplementary Methods 5 (Suppl. S5)	Month-by-month effectiveness analyses
<u>Supplementary Figures</u>	
Figure S1	Study design diagram
Figure S2	Plot of Schoenfeld residuals for any observed COVID-19 primary analysis.
Figure S3	Diagrams for methods used to calculate month-specific effectiveness estimates.
<u>Supplementary Tables (see attached excel document for supplementary tables)</u>	
Table S0	Study population counts and attrition
Table S1	Characteristics of Ad26.COV2.S vaccinated and matched unvaccinated individuals in national cohort, by age and immunocompromised subgroups.
Table S2	Characteristics of Ad26.COV2.S vaccinated and matched unvaccinated individuals in high-Delta-incidence States, overall and by age and immunocompromised subgroups.
Table S3	Incidence and vaccine effectiveness for COVID-19 and COVID-19-related hospitalizations - high-Delta-incidence States, overall and by age and immunocompromised subgroups.
Table S4	Incidence and vaccine effectiveness for COVID-19 and COVID-19-related hospitalizations - Regional subgroups.

Table S5	Correction of the VE regarding observed COVID-19 with varying assumptions about the level of under-recording in claims data.
Table S6	Correction of the VE regarding COVID-19-related hospitalizations with varying assumptions about the level of under-recording in claims data.
Table S7	Incidence and vaccine effectiveness for COVID-19 and COVID-19-related hospitalizations defined by laboratory NAAT test results only.
Table S8	Incidence and vaccine effectiveness for COVID-19 and COVID-19-related hospitalizations among cohort meeting data extraction criteria before cohort entry.
Table S9	Characteristics of Ad26.COV2.S vaccinated and risk-set sample matched unvaccinated individuals in national cohort prior to propensity score matching.

Supplementary Methods 1 (Suppl. S1): Risk-set sampling of unvaccinated study individuals

A two-step process was used to identify a referent group of non-vaccinated individuals available for follow-up on the same date and geography as all identified exposed individuals. This two-step process first included risk-set sampling via exact matching exposed (vaccinated) individuals with up to ten non-vaccinated (referent) individuals on: time (calendar date), age (within age categories of 18-24; 25-29; 30-34; 35-39; 40-44; 45-49; 50-54; 55-59; 60-64; 65-69; 70-74; 75-79; 80-84; 85+), sex, geography (based on 3-digit ZIP codes), and Gagne Combined Comorbidity Index based on 365 day baseline period (categories: 0-1, 2-3, 4-5, 6+).

From these risk-set sampled patients, PS matching as described in the manuscript was performed.

Supplementary Methods 2 (Suppl. S2): Codes used to identify cohort inclusion and exclusion variables

Variable name	RWD Definition
Administration of the Janssen Ad26.COV2.S vaccine (inclusion)	<p>Any medical claim, pharmacy claim, inpatient hospital encounter, or outpatient hospital encounter with one of the following CPT or NDC codes recorded: CPT codes: 91303, 0031A NDC codes: 59676-580-05, 59676-0580-05, 59676-0580-15, 59676-580-15 OR Any retail pharmacy claim for a COVID-19 vaccine with the following manufacturer name: “JANSSEN”, “JANSSEN (DIVISION OF JOHNSON AND JOHNSON)”, “JOHNSON AND JOHNSON”, “JSN” and CVX code is 212</p> <p>Note: CVX codes are codes that indicate the product used in a vaccination and are maintained</p>

	by the CDC’s National Center of Immunization and Respiratory Diseases.
Evidence of prior observed COVID-19 (exclusion)	Any medical claim, inpatient hospital encounter, or outpatient hospital encounter with one of the following ICD-10-CM codes: U07.1 Z20.822 Z86.16 J12.82 OR Record of any positive result from a COVID-19 diagnostic or antibody laboratory test.
Administration of any COVID-19 vaccine (exclusion)	Administration of the Janssen Ad26.COV2.S vaccine OR Administration of an mRNA vaccine (Pfizer or Moderna): { Any medical claim, pharmacy claim, inpatient hospital encounter, or outpatient hospital encounter with one of the following CPT or NDC codes recorded: CPT codes: 0001A, 0002A, 0012A, 0011A, 91300, 91301 NDC codes: 80777-0273-10, 59267-1000-01, 59267-1000-1, 80777-273-10, 59267-1000-2, 59267-1000-02, 59267-1000-03, 80777-0273-15, 80777-0273-98, 80777-273-15, 80777-273-99, 80777-0273-99 OR Any retail pharmacy claim for a COVID-19 vaccine with the following manufacturer name: “MOD”, “MODERNA”, “MODERNA US, INC”, “MODERNA US, INC.”, “PFIZER”, “PFIZER, INC”, “PFR” and CVX code is 207 or 208 Note: CVX codes are codes that indicate the product used in a vaccination and are maintained by the CDC’s National Center of Immunization and Respiratory Diseases.

Supplementary Methods 3 (Suppl. S3): Codes of pre-exposure covariates used for confounding adjustment via propensity score matching

Variable name	RWD Definition
Chronic obstructive pulmonary disease (COPD)	<p>Any medical claim, inpatient hospital encounter, or outpatient hospital encounter with one of the following ICD-10-CM codes¹:</p> <p>I27.8 I27.9 J40 J41 J42 J43 J44 J45 J46 J47 J60 J61 J62 J63 J64 J65 J66 J67 J68.4 J70.1 J70.3</p>
Pulmonary fibrosis	<p>Any medical claim, inpatient hospital encounter, or outpatient hospital encounter with one of the following ICD-10-CM codes²:</p> <p>J61 J62.0 J62.8 J63.0 J63.1 J63.2 J63.3 J63.4 J63.5 J63.6 J64 J65 J66.0 J66.1 J66.2</p>

	<p>J66.8 J70.1 J84.01 J84.02 J84.03 J84.09 J84.10 J84.111 J84.112 J84.113 J84.114 J84.115 J84.116 J84.117 J84.170 J84.178 J84.2 J84.841 J84.842 J84.843 J84.848 J84.89 J84.9</p>
HIV infection	<p>Any medical claim, inpatient hospital encounter, or outpatient hospital encounter with one of the following ICD-10-CM codes³: B20 B97.35 R75 Z21</p>
Immunocompromised status (as used for subgroups)	<p>Any medical claim, inpatient hospital encounter, or outpatient hospital encounter with one of the following ICD-10-CM codes: B20, D80-84, D89.8-9, Z21, Z94</p> <p>Reference and evidence for association: Williamson E, Walker AJ, Bhaskaran K, et al. Factors associated with COVID-19-related death using OpenSAFELY. Nature. 2020;584:430-443. https://doi.org/10.1038/s41586-020-2521-4.</p>

	<p>Codes obtained from: I-MOVE-COVID-19 Network. “COVID-19 vaccine effectiveness at primary care level in Europe: generic protocol”. ENCePP EU-PAS Register. Accessed 26 May 2021.</p>
<p>Immunocompromised state from blood transplant</p>	<p>Any medical claim, inpatient hospital encounter, or outpatient hospital encounter with one of the following ICD-10-CM procedure codes:</p> <p>30230AZ 30230G1-G4 30230X1-X4 30230Y1-Y4 30233AZ 30233G1-G4 30233X1-S4 30233Y1-Y4 30240AZ 30240G1-G4 30240X1-X4 30240Y1-Y4 30243AZ 30243G1-G4 30243X1-X4 30243Y1-Y4 30250G1 30250X1 30250Y1 30253G1 30253X1 30253Y1 30260G1 30260X1 30260Y1 30263G1 30263X1 30263Y1</p> <p>ICD-10 diagnosis codes: D84.81 D84.9 D81.1 T86.00 T86.09 Z48.290 Z94.81</p>

<p>Immunocompromised state from organ transplant</p>	<p>Any medical claim, inpatient hospital encounter, or outpatient hospital encounter with one of the following DRG procedure code⁴:</p> <p>DRG procedure codes</p> <p>kidney: 302</p> <p>heart: 103</p> <p>lung: 495</p> <p>Liver: 480</p> <p>ICD-10 codes:</p> <p>D84.821</p> <p>D84.9</p> <p>Z48.21</p> <p>Z48.22</p> <p>Z48.23</p> <p>Z48.24</p> <p>Z48.280</p> <p>Z48.288</p> <p>Z94.0</p> <p>Z94.1</p> <p>Z94.2</p> <p>Z94.3</p> <p>Z94.4</p> <p>Z94.82</p> <p>Z94.83</p> <p>T86.10</p> <p>T86.19</p> <p>T86.20</p> <p>T86.298</p> <p>T86.30</p> <p>T86.39</p> <p>T86.40</p> <p>T86.49</p> <p>T86.818</p> <p>T86.819</p> <p>T86.858</p> <p>T86.859</p> <p>T86.898</p> <p>T86.899</p>
<p>Liver disease</p>	<p>Any medical claim, inpatient hospital encounter, or outpatient hospital encounter with one of the following ICD-10-CM codes¹:</p> <p>B15.9</p> <p>B16.0</p> <p>B16.1</p> <p>B16.2</p> <p>B16.9</p> <p>B17.0</p>

B17.10
B17.11
B17.2
B17.8
B17.9
B18
B19.0
B19.10
B19.11
B19.20
B19.21
B19.9
B66.1
B66.3
I85
I86.4
I98.2
K70
K71.0
K71.1
K71.10
K71.11
K71.2
K71.3
K71.4
K71.5
K71.50
K71.51
K71.6
K71.7
K71.8
K71.9
K72
K73
K74
K75.0
K75.1
K75.2
K75.3
K75.4
K75.81
K75.89
K75.9
K76.0
K76.1
K76.2
K76.3
K76.4
K76.5
K76.6

	<p>K76.7 K76.8 K76.81 K76.89 K76.9 K77 Q44.6 Z94.4</p>
<p>Malignancies (excluding non-melanoma skin cancer)</p>	<p>Any medical claim, inpatient hospital encounter, or outpatient hospital encounter with one of the following ICD-10-CM codes¹:</p> <p>C00 C01 C02 C03 C04 C05 C06 C07 C08 C09 C10 C11 C12 C13 C14 C15 C16 C17 C18 C19 C20 C21 C22 C23 C24 C25 C26 C30 C31 C32 C33 C34 C37 C38 C39 C40</p>

	C41	
	C43	
	C45	
	C46	
	C47	
	C48	
	C49	
	C50	
	C51	
	C52	
	C53	
	C54	
	C55	
	C56	
	C57	
	C58	
	C60	
	C61	
	C62	
	C63	
	C64	
	C65	
	C66	
	C67	
	C68	
	C69	
	C70	
	C71	
	C72	
	C73	
	C74	
	C75	
	C76	
	C81	
	C82	
	C83	
	C84	
	C85	
	C88	
	C90	
	C91	
	C92	
	C93	
	C94	
	C95	
	C96	
	C97	

<p>Moderate-to-severe asthma</p>	<p>Any medical claim, inpatient hospital encounter, or outpatient hospital encounter with one of the following ICD-10-CM codes⁵:</p> <p>J45.40 J45.41 J45.42 J45.50 J45.51 J45.52</p>
<p>Cerebrovascular disease</p>	<p>Any medical claim, inpatient hospital encounter, or outpatient hospital encounter with one of the following ICD-10-CM codes¹:</p> <p>G45 G46 H34.0 I60 I61 I62 I63 I64 I65 I66 I67 I68 I69</p>
<p>Chronic kidney disease</p>	<p>Any medical claim, inpatient hospital encounter, or outpatient hospital encounter with one of the following ICD-10-CM codes¹:</p> <p>I12.0 13.1 N03.2 N03.3 N03.4 N03.5 N03.6 N03.7 N05.2 N05.3 N05.4 N05.5 N05.6 N05.7 N18 N19 N25.0</p>

	Z49.0 Z49.1 Z49.2 Z94.0 Z99.2
Hypertension	Any medical claim, inpatient hospital encounter, or outpatient hospital encounter with one of the following ICD-10-CM codes ¹ : I10 I11 I12 I13 I15 I16 I27.0 I27.1 I27.20 I27.21 I27.22 I27.23 I27.24 I27.29 I67.4 I87.301 I87.302 I87.303 I87.309 I87.311 I87.312 I87.313 I87.319 I87.31 I87.321 I87.322 I87.323 I87.329 I87.331 I87.332 I87.333 I87.339 I87.391 I87.392 I87.393 I87.399 I97.3 K76.6 R03.0

	G93.2
Serious heart conditions	<p>Any medical claim, inpatient hospital encounter, or outpatient hospital encounter with one of the following ICD-10-CM codes^{1,6}:</p> <p>109.9 111.0 113.0 113.2 I25.5 I42.0 I42.5-I42.9 I43 I50 P29.0 I20 I21 I22 I23 I24 I25 I05 I06 I07 I08 I20.0 I20.1 I20.8 I20.9 I23.7 I24.0 I24.1 I24.8 I24.9 I25.10 I25.110 I25.111 I25.118 I25.119 I25.2 I25.5 I26.01 I26.02 I26.09 I26.90 I26.92 I26.99 I27.0</p>

	<p>I27.1 I27.2 I27.81 I27.82 414.10 414.11 414.12 414.19 429.1 429.2 429.3 429.5 429.6 429.71 429.79 429.81</p>
Obesity	<p>Any medical claim, inpatient hospital encounter, or outpatient hospital encounter with one of the following ICD-10-CM codes^{1,7}:</p> <p>Z68.30 Z68.31 Z68.32 Z68.33 Z68.34 Z68.35 Z68.36 Z68.37 Z68.38 Z68.39 Z68.41 Z68.42 Z68.43 Z68.44 Z68.45 Z68.51 Z68.52 Z68.53 Z68.54 Z98.0 Z98.84 E66</p>
Sickle Cell Disease	<p>Any medical claim, inpatient hospital encounter, or outpatient hospital encounter with one of the following ICD-10-CM codes: D57</p>

Thalassemia	Any medical claim, inpatient hospital encounter, or outpatient hospital encounter with one of the following ICD-10-CM codes: D56
Type 1 diabetes mellitus	Any medical claim, inpatient hospital encounter, or outpatient hospital encounter with one of the following ICD-10-CM codes ¹ : E10
Type 2 diabetes mellitus	Any medical claim, inpatient hospital encounter, or outpatient hospital encounter with one of the following ICD-10-CM codes ¹ : E11
Neurologic conditions	Any medical claim, inpatient hospital encounter, or outpatient hospital encounter with one of the following ICD-10-CM codes ^{3,8} : F01 F00 G00.0 G00.1 G00.2 G00.3 G00.8 G00.9 G01-G14 G20-G26 G30-G32 G31 (exclude G31.2) G35-37 G40 G43-G47 G50-G65 G70-G73 G80-G83 G89-99 G45.8 G45.9 I60-I63 I65-I69 F03 F04 R29 R41 S06 Z86.73 Z87.820 F02.80 F02.81

	F05 F06.0 F06.8 F10.27 F19.97
Number of pharmacy claims	The count of events occurring in the “Pharmacy Claims” table over the baseline period
Number of medical claims	The count of events occurring in the “Medical Claims” table over the baseline period
Recent medical claims	True if any event begins in the “Medical Claims” table in the 60 days prior to index
Recent pharmacy claim	True if any event begins in the “Pharmacy Claims” table in the 60 days prior to index
Age	Age defined as continuous numeric variable for propensity score modeling.
Sex	Male/Female
Comorbidity score (exact)	Gagne Combined Comorbidity Index
Calendar month of index date	The calendar month in which the index date occurs may be one of the following: 2021-03, 2021-04, 2021-05, 2021-06, 2021-07
State	Classified based on U.S. state, D.C., or miscellaneous U.S. territory recorded on index date.

Supplementary Methods 4 (Suppl. S4): Vaccine under-recording and correction

To assess under-recording of vaccination, we compared CDC-reported vaccination numbers to the number of observed COVID-19 vaccinations within the national open claims data used for this study. The CDC reported nationwide 162 million fully vaccinated people out of 283.7 million people 12 years and older in the US (~57%) as of July 22, 2021. Within the HealthVerity dataset used for the current study (data through July 2021), we observed 54 million individuals with any COVID-19 vaccination out of 161 million people included in the dataset (~34%). The under-recording of COVID-19 vaccinations in the national claims data used for this study can thus be approximated by $57\% - 34\% \approx 23$ percentage points, which equates to ~59% sensitivity of exposure assessment.

Such reduced sensitivity of exposure assessment leads to an underestimation of the true effectiveness, as our unvaccinated comparator population likely includes patients who were vaccinated at mass vaccination sites, pharmacies, and other organizations without submitting claims to insurance companies and thus our study data source.⁹ In order to be conservative, our primary analysis assumed an under-reporting of 40% (sensitivity of 60%) for all bias-corrected effect estimates.

Assuming a 40% estimated proportion of vaccination under-reporting in claims data, we used standard algebraic methods to correct relative risk estimates assuming 100% specificity of vaccination recording.¹⁰ Observed and corrected relative risks and 95% confidence intervals were calculated by specifying a 61-day fixed follow-up period that began 14 days post-index among vaccinated and 1:1 PS matched unvaccinated patients. From this fixed follow-up analysis, specific bias correction factors were derived for each outcome¹⁰ and all subgroups of interest, and then applied to hazard ratio and rate ratio-based effectiveness estimates from the primary analysis.

Table S5. Correction of the VE regarding observed COVID-19 outcomes with varying assumptions about the level of under-recording in claims data

Assumed under-recording of COVID-19 vaccination status in national claims data	0%	10%	20%	30%	40%*	50%	60%	70%
Sensitivity of COVID-19 vaccine exposure	100%	90%	80%	70%	60%	50%	40%	30%
Uncorrected (observed) HR (95% CI)	0.31 (0.29, 0.33)	0.31 (0.29, 0.33)	0.31 (0.29, 0.33)	0.31 (0.29, 0.33)	0.31 (0.29, 0.33)	0.31 (0.29, 0.33)	0.31 (0.29, 0.33)	0.31 (0.29, 0.33)
Uncorrected (observed) Effectiveness (95% CI)	69% (67%, 71%)	69% (67%, 71%)	69% (67%, 71%)	69% (67%, 71%)	69% (67%, 71%)	69% (67%, 71%)	69% (67%, 71%)	69% (67%, 71%)
Corrected HR (95% CI)	0.31 (0.29, 0.33)	0.29 (0.27, 0.31)	0.27 (0.25, 0.28)	0.24 (0.23, 0.26)	0.21 (0.20, 0.23)	0.19 (0.17, 0.20)	0.16 (0.15, 0.17)	0.12 (0.11, 0.13)
Corrected Effectiveness (95% CI)	69% (67%, 71%)	71% (69%, 73%)	73% (72%, 75%)	76% (74%, 77%)	79% (77%, 80%)	81% (80%, 83%)	84% (83%, 85%)	88% (87%, 89%)

* Primary Analysis

Table S6. Correction of the VE regarding COVID-19-related hospitalizations with varying assumptions about the level of under-recording in claims data

Assumed under-recording of COVID-19 vaccination status in national claims data	0%	10%	20%	30%	40%*	50%	60%	70%
Sensitivity of COVID-19 vaccine exposure	100%	90%	80%	70%	60%	50%	40%	30%
Uncorrected (observed) HR (95% CI)	0.31 (0.29, 0.33)	0.31 (0.29, 0.33)	0.31 (0.29, 0.33)	0.31 (0.29, 0.33)	0.31 (0.29, 0.33)	0.31 (0.29, 0.33)	0.31 (0.29, 0.33)	0.31 (0.29, 0.33)
Uncorrected (observed) Effectiveness (95% CI)	73% (69%, 76%)	73% (69%, 76%)	73% (69%, 76%)	73% (69%, 76%)	73% (69%, 76%)	73% (69%, 76%)	73% (69%, 76%)	73% (69%, 76%)
Corrected HR (95% CI)	0.27 (0.24, 0.31)	0.25 (0.22, 0.29)	0.23 (0.20, 0.26)	0.21 (0.19, 0.24)	0.19 (0.16, 0.21)	0.16 (0.14, 0.18)	0.13 (0.12, 0.15)	0.10 (0.09, 0.12)
Corrected Effectiveness (95% CI)	73% (69%, 76%)	75% (71%, 78%)	77% (74%, 80%)	79% (76%, 81%)	81% (79%, 84%)	84% (82%, 86%)	87% (85%, 88%)	90% (88%, 91%)

* Primary Analysis

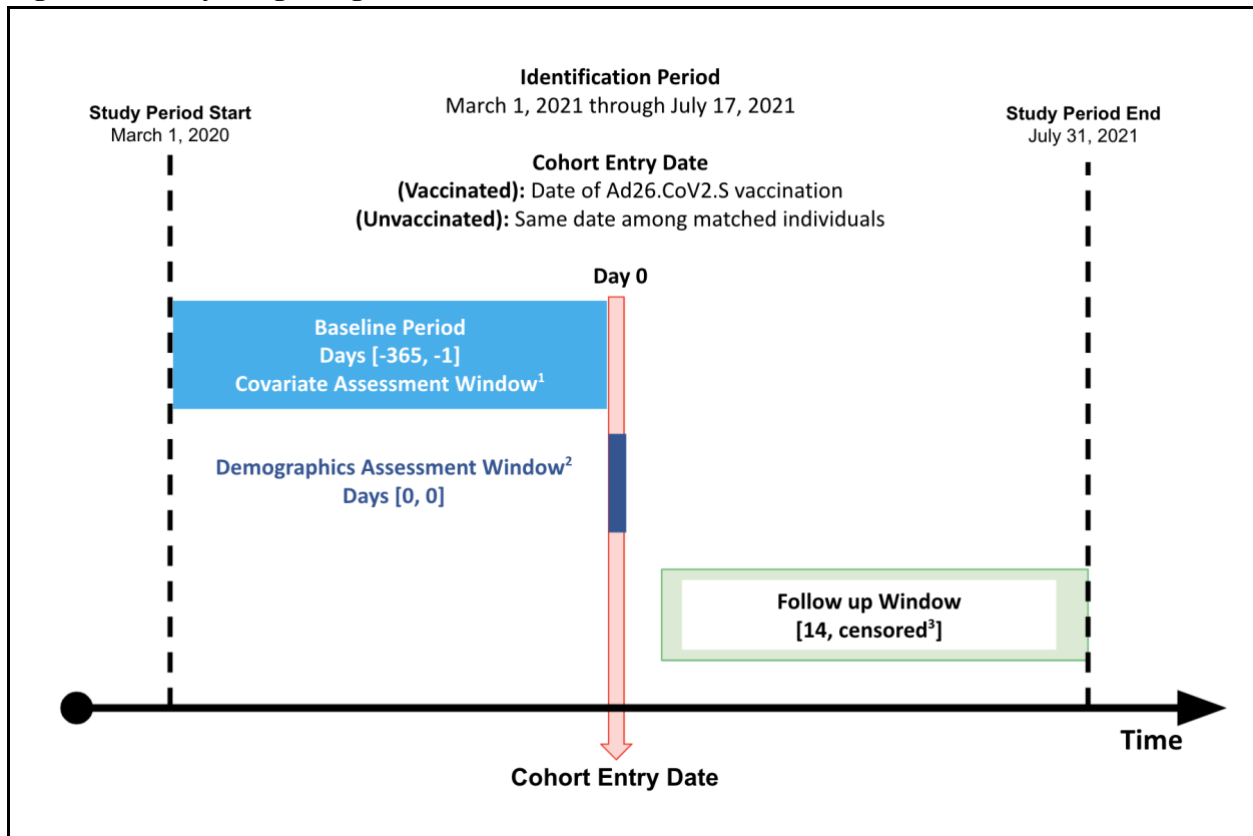
Supplementary Methods 5 (Suppl. S5): Month-by-month effectiveness analyses

To assess vaccine effectiveness over calendar time, we examined incident rate ratios separately for each calendar month within the overall national cohort and high-Delta-incidence States (**Fig 3**). **Table 2** also shows effectiveness estimates for the combined period June to July 2021 for high-Delta-incidence states, given the emergence of the Delta variant during this 2 month period.

Only outcome events and eligible person-time occurring within each person's follow-up period for main effectiveness analyses (March 2021 to July 2021) were included in month-level incident rate ratio calculations. Persons could contribute eligible person-time for multiple months, and/or for partial months, but were excluded from monthly person-time totals if censored from analysis. **Figure S3** shows how month-by-month person-time denominators were derived for 2 hypothetical study participants.

Using this approach, monthly incident rates were calculated as the (number of outcome events beginning in each calendar month) / (the total number of person-years within each month for which persons were eligible for outcomes). Incident rate ratios were calculated for each month as the ratio of outcome rates in exposed vs unexposed patients, and effectiveness estimates were then corrected for vaccine under-recording in claims data using the methods described in **Suppl. S4**.

Figure S1. Study design diagram



1 - Number of pharmacy/medical claims and comorbidities

2 - Age, sex and state

3 - Day 14 through observed endpoint or censoring

Figure S2. Plot of Schoenfeld residuals for any observed COVID-19 primary analysis

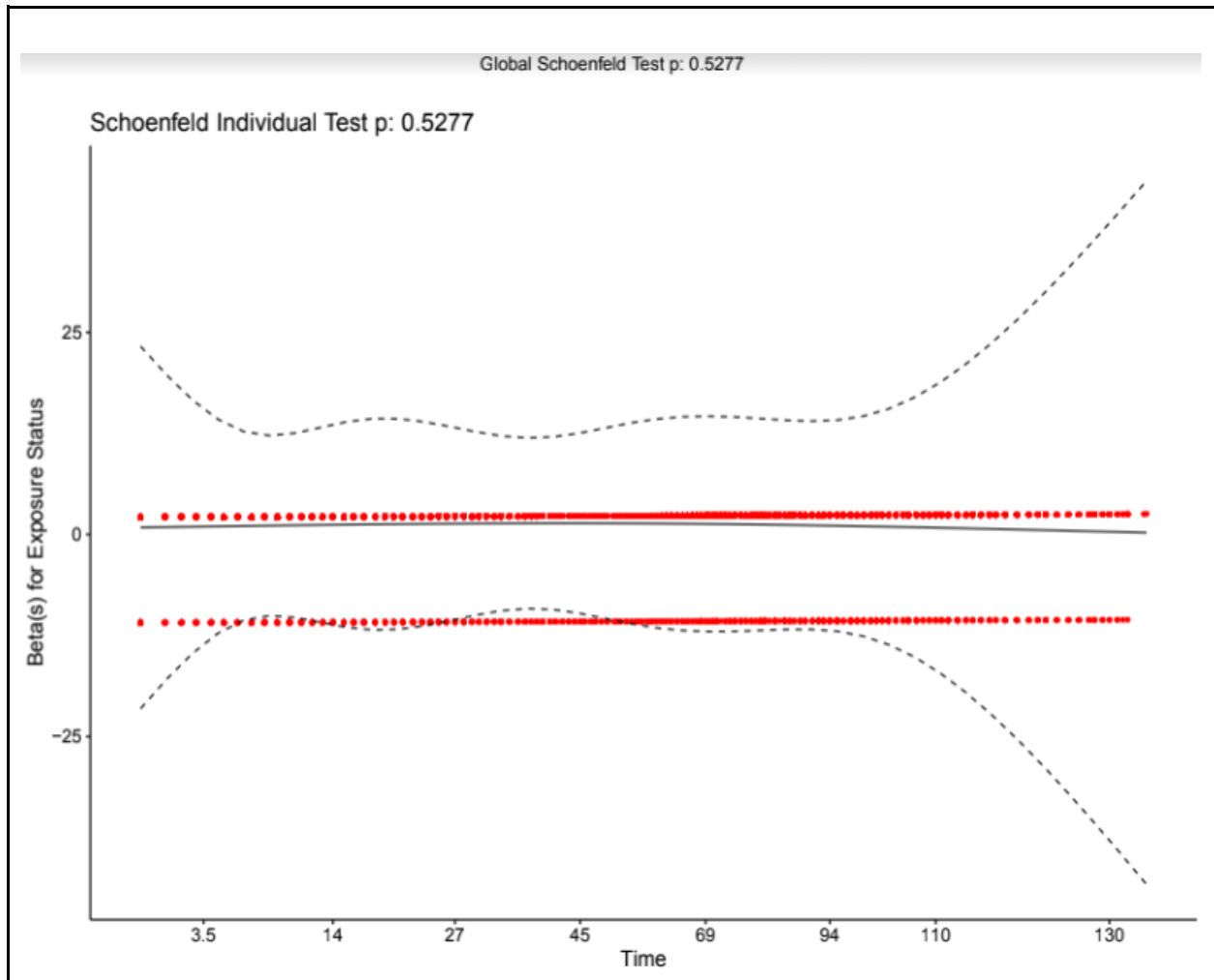
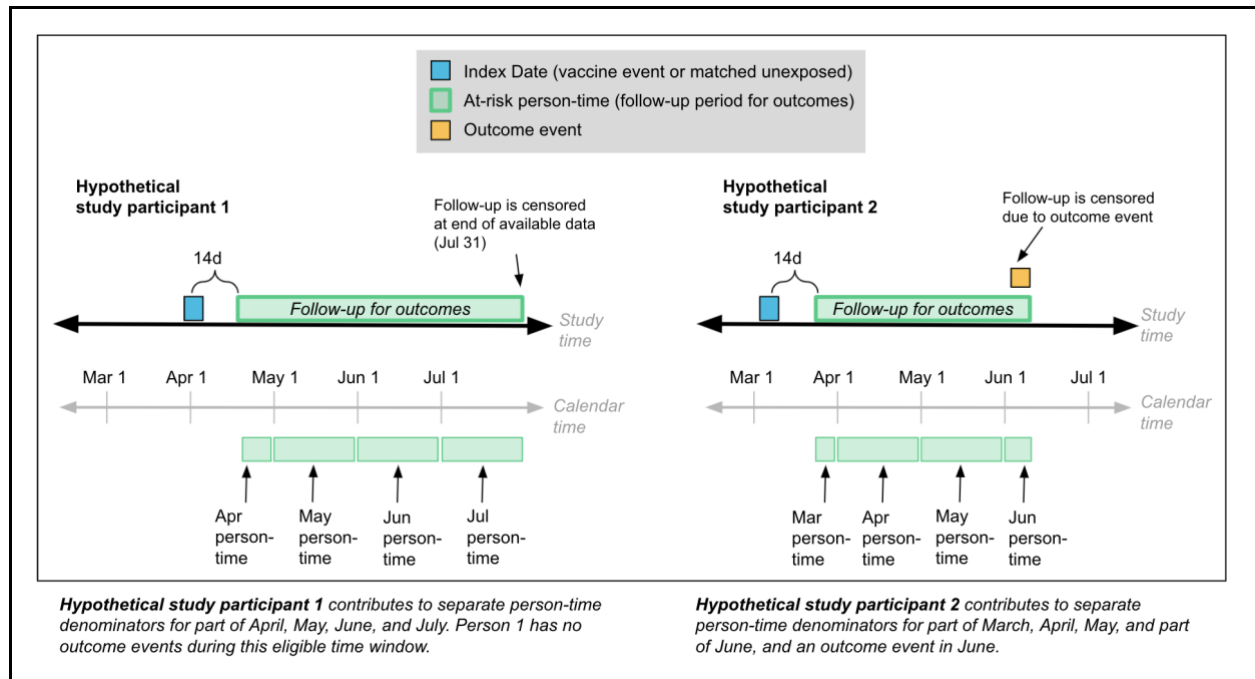


Figure S3. Diagrams for methods used to calculate month-specific effectiveness estimates



References in supplementary materials

1. Quan H, Sundararajan V, Halfon P, et al. Coding Algorithms for Defining Comorbidities in ICD-9-CM and ICD-10 Administrative Data: Medical Care 2005;43(11):1130–9.
2. Jones N, Schneider G, Kachroo S, Rotella P, Avetisyan R, Reynolds MW. A systematic review of validated methods for identifying pulmonary fibrosis and interstitial lung disease using administrative and claims data: DETECTION OF PULMONARY FIBROSIS IN CLAIMS. Pharmacoepidemiol Drug Saf 2012;21:256–60.
3. Fireman B, Toh S, Butler MG, et al. A protocol for active surveillance of acute myocardial infarction in association with the use of a new antidiabetic pharmaceutical agent: ACTIVE SURVEILLANCE OF ACUTE MYOCARDIAL INFARCTION. Pharmacoepidemiol Drug Saf 2012;21:282–90.
4. Beckman KD. Coding Common Respiratory Problems in ICD-10. FPM 2014;21(6):17–22.
5. Quinlan SC, Morton LM, Pfeiffer RM, et al. Increased Risk for Lymphoid and Myeloid Neoplasms in Elderly Solid-Organ Transplant Recipients. Cancer Epidemiol Biomarkers Prev 2010;19(5):1229–37.
6. Lindgren M, Robertson J, Adiels M, et al. Elevated resting heart rate in adolescent men and risk of heart failure and cardiomyopathy. ESC Heart Failure 2020;7(3):1178–85.

7. Caplan EO, Kamble PS, Harvey RA, et al. Positive predictive value between medical-chart body-mass-index category and obesity versus codes in a claims-data warehouse. *Current Medical Research and Opinion* 2018;34(1):117–21.
8. Fujiyoshi A, Jacobs DR, Alonso A, Luchsinger JA, Rapp SR, Duprez DA. Validity of Death Certificate and Hospital Discharge ICD Codes for Dementia Diagnosis: The Multi-Ethnic Study of Atherosclerosis. *Alzheimer Disease & Associated Disorders* 2017;31(2):168–72.
9. Rothman KJ, Lash TL, VanderWeele TJ, Haneuse S. *Modern epidemiology*. Fourth edition. Philadelphia: Wolters Kluwer; 2021.
10. Lash TL, Fox MP, Fink AK. *Applying Quantitative Bias Analysis to Epidemiologic Data*. 1st ed. New York: Springer; 2009.