

Supplementary Appendix

Landscape of SARS-CoV-2 genomic surveillance, public availability extent of genomic data, and epidemic shaped by variants: a global descriptive study

Table of contents

Methods.....	2
Nomenclature of SARS-CoV-2 variant	2
Literature search for genomic surveillance.....	2
Data cleaning in publicly repositories and aggregated dataset	2
Classification of genomic surveillance and sequencing availability	2
Supplementary Tables.....	4
Table S1. Data sources for aggregated dataset on SARS-CoV-2 variants.	4
Table S2. Data sources for the first identification of SARS-CoV-2 variants.	7
Table S3. Definition of different genomic surveillance strategy and sequencing availability.....	10
Table S4. Country-specific SARS-CoV-2 genomic surveillance strategy.	11
Table S5. Completeness analysis of metadata collected from GISAID dataset, as of Aug 20, 2021.....	32
Table S6. The cumulative official number of variants that used for calculating the public availability extent of genomic data.	33
Supplementary Figures	35
Fig S1. Distribution of 194 Member States by WHO region.	35
Fig S2. Country classification based on the identification of variants of concern (VOCs) and the sharing status of sequence.	36
Fig S3. The dynamic prevalence of variants of interest (VOIs) by time and country.	37
Reference	38

Methods

Nomenclature of SARS-CoV-2 variant

The dynamic SARS-CoV-2 nomenclature system from Phylogenetic Assignment of Named Global Outbreak Lineages (PANGOLIN) adopted a phylogenetic framework to identify new lineages¹, which was previously most employed. On 31 May 2021, WHO announced a new naming system that using letters of the Greek Alphabet (i.e., Alpha for B.1.1.7) for easy-to-easy and coherent application², and hereafter would be used in our study. Based on comparative assessment on phenotypic impact of SARS-CoV-2 variants, some variants with significant signals would be classified into variants of concern (VOCs) and variants of interest (VOIs).

Literature search for genomic surveillance

Data of genomic surveillance was supplemented by literature search. We searched PubMed and Europe PMC for peer-reviewed and preprint studies that characterized the country-level strategy of SARS-CoV-2 genomic surveillance from January 1, 2020 to Aug 20, 2021. The search was done with the following terms: “SARS-CoV-2”, “COVID-19”, “sequencing”, and “genomic surveillance”. Articles that published in English and contained information about genomic surveillance and sequencing capability will be included. The data from literature will entered the structured dataset.

Data cleaning in publicly repositories and aggregated dataset

For sequences in publicly repositories, we removed sequences of the non-human host and non-assignment of PANGO lineage. After that, all assigned PANGO lineages will be classified into seven categories (reference strains, Alpha, Beta, Gamma, Delta, VOI, and other variants) based on the designation of WHO. The reference strains included lineage A, B, with additional lineage A.1 and B.1 that harbored D614G mutation in spike protein. The sub-lineages of four VOCs are aggregated with the parent lineages, and designated VOIs included Eta, Iota, Kappa, Lambda, and Mu based on the WHO categories. Sequences were also removed if date of collection was incomplete (only year) or sampled before 1 December 2019. When explicit dates were not provided but with a month provided, we selected the mid-month as the date of sampling.

For the analyses of official aggregated data, cases of alpha variant included cases with or without E484K mutation site, and delta variant included lineage B.1.617.2 and sub-lineages of AY. For the date of reporting in aggregated dataset, we employed a fixed three-week lag to extrapolate date of collection³, unless the lay information was known for this country.

Classification of genomic surveillance and sequencing availability

WHO recommends an ideal number of 150 representative specimens per week or 10% of samples to be sequenced for countries establishing sentinel surveillance systems⁴, which hence was regarded as the definition of routine genomic surveillance in our study. The Limited routine genomic surveillance was defined as countries that sequenced at least 15 nationwide specimens per week or $\geq 1\%$ of all positive samples. If countries sequenced less than 15 nationwide specimens per week and $< 1\%$ of all positive samples, we regarded as no routine genomic surveillance. In addition, we also outlined the global sequencing availability, which has been classified into three categories: high availability, moderate availability, and low availability.

High availability was defined as the one that can collect viral isolates from clinical samples and conduct in-country genomic sequencing. Countries that using regional sequencing networks or need to ship samples to external labs outside countries were placed in the category of moderate availability (Table S3). The regional networks in Africa contained several reference laboratories to provide services to countries in their sub-regions⁵, therefore the countries where the reference laboratories were located were defined as “high availability” and those countries served by the reference laboratories were defined as “moderate availability”. If countries had no sequencing capability and with little supportive sequencing services from the external labs, we placed them in the category of low availability.

Supplementary Tables

Table S1. Data sources for aggregated dataset on SARS-CoV-2 variants.

Country name	Main sources
EUR	
Switzerland	Federal Office of Public Health (https://www.covid19.admin.ch/en/epidemiologic/virus-variants?geo=CH&time=total)
Sweden	The Swedish Public Health Agency (https://www.folkhalsomyndigheten.se/smittykydd-beredskap/utbrott/aktuella-utbrott/covid-19/statistik-och-analyser/sars-cov-2-virusvarianter-av-sarskild-betydelse/)
United Kingdom	Public Health England (https://www.gov.uk/government/publications/covid-19-variants-genomically-confirmed-case-numbers)
Spain	Ministry of Health, Consumption and Social Welfare (https://www.msbs.gob.es/profesionales/saludPublica/ccayes/alertasActual/nCov/documentos)
Luxembourg	National Health Laboratory (https://lns.lu/departement/microbiologie/revilux/)
Netherlands	National Institute for Public Health and the Environment (https://www.rivm.nl/en/coronavirus-covid-19/virus-sars-cov-2/variants)
Norway	The National Institute of Public Health (https://www.fhi.no/en/publ/2020/weekly-reports-for-coronavirus-og-covid-19/)
Ireland	Health Protection Surveillance center (https://www.hpsc.ie/a-z/respiratory/coronavirus/novelcoronavirus/surveillance/summaryofcovid-19virusvariantsinireland/Virus%20Variants%20report.pdf)
Bulgaria	National Center for Infectious and Parasitic Diseases (https://www.ncipd.org/index.php?option=com_k2&view=item&id=546:ncov-012020&lang=bg)
Denmark	Danish Covid-19 Genome Consortium (https://www.covid19genomics.dk/statistics)
Finland	Department of Health and Welfare (https://thl.fi/fi/web/infektiaudit-ja-rokotukset/ajankohtaista/ajankohtaista-koronaviruksesta-covid-19/tilannekatsaus-koronaviruksesta)
Austria	Austria Agency for Food Safety (https://www.ages.at/themen/krankheitserreger/coronavirus/sars-cov-2-varianten-in-oesterreich/)
Germany	The Robert Koch Institute (https://www.rki.de/DE/Content/InfAZ/N/Neuartiges_Coronavirus/DESH)
France	Public health of France (https://www.santepubliquefrance.fr/maladies-et-traumatismes/maladies-et-infections-respiratoires/infection-a-coronavirus/documents/bulletin-national)

Other European countries	European CDC (TESSy) (https://www.ecdc.europa.eu/en/publications-data/data-virus-variants-covid-19-eueea)
AMR	
Canada	CTV New.ca's variant tracker (https://www.ctvnews.ca/health/coronavirus/tracking-variants-of-the-novel-coronavirus-in-canada-1.5296141)
United States	US. CDC (1. https://www.cdc.gov/mmwr/volumes/70/wr/pdfs/mm7023a3-H.pdf ; 2. https://covid.cdc.gov/covid-data-tracker/#variant-proportions)
Argentina	1. Ministry of Health (https://www.argentina.gob.ar/salud/coronavirus-COVID-19/informacion-epidemiologica/julio-2021) 2. Argentine Interinstitutional SARS-CoV-2 Genomic Project (1. http://pais.qb.fcen.uba.ar/files/reportes ; 2. https://www.argentina.gob.ar/sites/default/files/2021/06/reporte_ndeg23_vigilancia_activa_de_variantes_extendido_de_sars-cov2_07-06-2021.pdf)
Brazil	Ministry of Health (https://www.gov.br/saude/pt-br/media/pdf/2021)
Peru	Ministry of Health (https://web.ins.gob.pe/es/covid19/secuenciamiento-sars-cov2)
SEAR	
Bangladesh	International Centre for Diarrhoeal Disease Research (https://www.icddr.org/news-and-events/news?id=874&task=view)
India	Institute of Genomics and Integrative Biology (http://clingen.igib.res.in/covid19genomes/)
Indonesia	Health Research and Development Agency (http://www.litbang.kemkes.go.id/assets/2021/06/Update_VoC-COVID-19-20-juni-2021.pdf)
Thailand	Department of Medical Sciences Ministry of Health (https://www3.dmsc.moph.go.th/post-group/10)
WPR	
Australia	1. The CDGN VOC Taskforce (https://www.cdgn.org.au/variants-of-concern) 2. Ministry of Health (https://www1.health.gov.au/internet/main/publishing.nsf/Content/1D03BCB527F40C8BCA258503000302EB/\$File)
South Korea	Korea Disease Control and Prevention Agency (http://www.kdca.go.kr/board/board.es?mid=a30501000000&bid=0031&cg_code=C05)
Philippines	Department of health (https://doh.gov.ph/)
Malaysia	Ministry of Health

	(http://covid-19.moh.gov.my/semasa-kkm/2021)
New Zealand	Ministry of Health (1. https://www.health.govt.nz/system/files/documents/pages/ ; 2. https://www.health.govt.nz/our-work/diseases-and-conditions/covid-19-novel-coronavirus/covid-19-resources-and-tools/covid-19-science-news)
Japan	Ministry of Health, Labour and Welfare & National institute of infectious diseases (1. https://www.mhlw.go.jp/content/10900000/000812902.pdf 2. https://www.niid.go.jp/niid/ja/diseases/ka/corona-virus/2019-ncov/2484-idsc/10279-covid19-40.html)
Laos	WHO Regional for the WPR (https://www.who.int/laos/emergencies/covid-19-in-lao-pdr/situation-reports)
Cambodia	WHO Regional for the WPR (https://www.who.int/cambodia/emergencies/covid-19-response-in-cambodia/situation-reports)
AFR	
African countries	Africa CDC (https://africacdc.org/institutes/africa-pathogen-genomics-initiative/)
EMR	
Countries in the EMR	WHO Regional for the EMR (http://www.emro.who.int/health-topics/corona-virus/situation-reports.html)

Table S2. Data sources for the first identification of SARS-CoV-2 variants.

Country name	Source type	Date type (variants)	Main sources
EUR			
Belarus	Media news	Date of report (Delta)	https://www.uniindia.com/belarus-reports-first-case-of-covid-19-delta-variant-ministry-of-health/world/news/2429337.html
Cyprus	Media news	Date of report (Beta)	http://www.xinhuanet.com/english/2021-05/20/c_139956862.htm
Estonia	Media news	Date of report (Gamma)	https://news.err.ee/1608226756/brazilian-indian-coronavirus-strains-recorded-in-estonia
Hungary	Media news	Date of report (Beta)	https://hungarytoday.hu/coronavirus-south-african-variant-hungary-muller/
		Date of report (Delta)	https://xpatloop.com/channels/2021/06/nine-delta-coronavirus-variant-cases-identified-in-hungary.html
Kazakhstan	Media news	Date of report (Beta)	https://astanatimes.com/2021/03/kazakh-capital-city-announces-new-restrictions-as-cases-surge/
		Date of report (Delta)	https://ca.movies.yahoo.com/kazakhstan-detects-delta-variant-central-090939082.html
Kyrgyzstan	Media news	Date of collection (Alpha)	http://med.kg/en/news/4380-four-covid-19-variants-are-circulating-in-kyrgyzstan.html
		Date of collection (Beta)	http://med.kg/en/news/4380-four-covid-19-variants-are-circulating-in-kyrgyzstan.html
Ukraine	Media news	Date of report (Beta)	https://www.reuters.com/article/health-coronavirus-ukraine-idUSS8N2JP00X
		Date of report (Delta)	https://www.reuters.com/business/healthcare-pharmaceuticals/ukraine-registers-first-cases-covid-19-delta-variant-2021-06-23/
Uzbekistan	Media news	Date of collection (Alpha)*	https://for.kg/news-687161-en.html
		Date of report (Delta)	https://akipress.com/news:659766:Uzbekistan_detects_Delta_variant_of_COVID-19/
AMR			
Antigua and Barbuda	Media news	Date of collection (Beta)	https://caribbean.loopnews.com/nl/node/550384
Bolivia	Media news	Date of report (Alpha)	https://brazilian.report/liveblog/2021/04/22/bolivia-british-coronavirus-variant/
Cuba	Media news	Date of report (Alpha)	https://www.miamiherald.com/news/nation-world/world/americas/cuba/article248782480.html

		Date of report (Beta)	
Guatemala	Media news	Date of report (Beta)	https://en.memorandom.com/guatemala-suspects-the-presence-of-delta-variant-of-coronavirus-and-will-send-50-samples-for-analysis-in-a-laboratory-in-panama-prensa-libre/
		Date of report (Gamma)	
Panama	Media news	Date of report (Gamma)	https://www.cnn.com/world/live-news/coronavirus-pandemic-vaccine-updates-01-23-21/h_ce583284d449a8da7f427104f69c584e
Uruguay	Media news	Date of report (Alpha)	https://www.republica.com.uy/hallaron-la-variante-britanica-del-virus-sars-cov-2-en-uruguay-id810761/
SEAR			
Maldives	Media news	Date of report (Alpha)	https://en.sun.mv/67274
WPR			
Brunei ^a	Media news	Date of report (Alpha)	http://www.moh.gov.bn/Lists/Latest%20news/NewDispForm.aspx?ID=816
Fiji	Media news	Date of report (Delta)	https://www.france24.com/en/live-news/20210427-fiji-fears-virus-tsunami-after-outbreak-found-to-be-indian-variant
Laos	Official data	Date of report (Alpha)	https://www.who.int/docs/default-source/wpro---documents/countries/lao-people's-democratic-republic/covid-19/covid_19_wco-moh_sitrep_29-20210428.pdf?sfvrsn=18ca45ab_5
	Media news	Date of report (Delta)	https://www.thestar.com.my/aseanplus/aseanplus-news/2021/07/01/laos-records-first-cases-of-delta-variant
Vietnam ^b	Media news	Date of collection (Beta)	https://e.vnexpress.net/news/news/vietnam-detects-1st-case-of-south-african-coronavirus-variant-infection-4229589.html
AFR			
Algeria	Media news	Date of collection (Alpha)	https://www.aps.dz/sante-science-technologie/118228-covid-19-deux-cas-du-variant-britannique-decouverts-en-algerie
		Date of report (Delta)	https://www.reuters.com/business/healthcare-pharmaceuticals/algeria-finds-first-cases-indian-coronavirus-variant-2021-05-03/
Cape Verde	Media news	Date of report (Alpha)	https://inforpress.cv/covid-19-ministry-of-health-confirms-circulation-of-the-english-variant-in-cabo-verde/
Liberia	Official data	Date of report (Alpha)	https://africacdc.org/download/outbreak-brief-59-coronavirus-disease-2019-covid-19-pandemic/
Mozambique	Media news	Date of report (Delta)	https://allafrica.com/stories/202106220975.html

Namibia	Media news	Date of report (Beta)	http://www.xinhuanet.com/english/africa/2021-03/11/c_139801765.htm
Seychelles ^a	Media news	Date of collection (Beta)	http://www.seychellesnewsagency.com/articles/14680/COVID+testing+shows+that+South+African+variant+is+present+in+Seychelles
Zimbabwe ^b	Media news	Date of collection (Delta)	https://www.reuters.com/world/africa/zimbabwe-reports-first-cases-coronavirus-variant-india-2021-05-19/
EMR			
Afghanistan	Official data	Date of report (Alpha, Delta)	1. http://www.emro.who.int/images/stories/coronavirus/documents/covid_19_bi_weekly_sitrep_7.pdf?ua=1 2. http://www.emro.who.int/images/stories/coronavirus/revised-15.pdf?ua=1
Lebanon	Media news	Date of report (Delta)	https://www.thenationalnews.com/mena/lebanon/2021/07/02/lebanon-records-first-three-cases-of-covid-19-delta-variant/
Libya	Official data	Date of report (Beta)	http://www.emro.who.int/images/stories/coronavirus/12.pdf?ua=1
Pakistan	Official data	Date of report (Gamma)	http://www.emro.who.int/images/stories/coronavirus/12.pdf?ua=1
Saudi Arabia	Official data	Date of report (Delta)	http://www.emro.who.int/images/stories/coronavirus/12.pdf?ua=1
Tunisia	Media news	Date of report (Delta)	https://allafrica.com/stories/202106280113.html
United Arab Emirates	Official data	Date of report (Gamma)	http://www.emro.who.int/images/stories/coronavirus/12.pdf?ua=1
	Media news	Date of report (Delta)	https://www.thenationalnews.com/uae/health/highly-contagious-delta-variant-accounts-for-one-in-three-uae-cases-1.1249954

^a Exact date was not reported, and with only month information available. Here we used the 15th of each month to replace it.

^b Arrival time from other countries. Here we assumed that the sample will be immediately collected after landing.

Table S3. Definition of different genomic surveillance strategy and sequencing availability.

Surveillance strategy	Definition
Genomic surveillance strategy ^a	
Routine genomic surveillance	Conduct nationwide genomic sequencing, coupled with at least 150 specimens per week or 10% of all samples sequenced ^{4,6} .
Limited routine genomic surveillance	Conduct nationwide genomic sequencing, coupled with at least 15 specimens per week or 1% of all samples sequenced.
No routine genomic surveillance	Conduct genomic sequencing, coupled with less than 15 specimens per week and 1% of all samples sequenced.
Availability of genomic sequencing	
High availability	Be able to collect viral isolates from clinical samples and conduct in-country genomic sequencing.
Moderate availability	Be able to collect viral isolates from clinical samples, but the process of genomic sequencing needs extra supports from external sequencing labs, including the following scenarios: 1) samples need to ship to the regional reference labs or high-income countries for sequencing, such as Bolivia ⁷ ; 2) purchase the commercial kits for the detect SARS-CoV-2 variants or get a donation of that, such as Ukraine ⁸ ; 3) establish the sequencing laboratory with the support from others during the pandemic of COVID-19, such as Mongolia ⁹ .
Low availability	Lack of sequencing capability and have little supportive sequencing services from the external labs.

^a The category of genomic surveillance strategy was developed on the basis of a category from Africa CDC Institute of Pathogen Genomics¹⁰.

Table S4. Country-specific SARS-CoV-2 genomic surveillance strategy.

Country	Surveillance strategy	Sequencing availability	Target population	Sampling method	Sequenced volume	Reporting frequency	Diagnostic criteria	Source
European Region (EUR)								
Austria	Routine genomic surveillance since April 2021	High availability	1) Positive RT-PCR cases 2) Visitors	Randomly selected (sentinel system)	150 or more samples sequenced per week; at least 10% of samples sequenced	Weekly	Sequencing or PCR	https://www.ages.at/themen/krankheitserreger/coronavirus/sars-cov-2-varianten-in-oesterreich/
Armenia	-	High availability	SARS-CoV-2 positive samples	-	-	-	Whole genome sequencing	1. https://armenpress.am/eng/news/1047911.html 2. Avetyan D, et al. medRxiv 2021: 2021.06.19.21259172. ¹¹
Azerbaijan	-	High availability	Persons who arrived from abroad	-	-	Regularly	Sequencing	https://jam-news.net/delta-and-alpha-strains-of-covid-19-detected-in-azerbaijan/
Belarus	-	High availability	1) People who arrived from abroad 2) Confirmed COVID-19 cases	-	-	Continuously	Genotyping, sequencing	1) https://www.belarus.by/en/press-center/press-release/uk-variant-of-coronavirus-reaches-belarus_i_126790.html 2) https://apa.az/en/xeber/cis-countries-news/belarus-reports-first-case-of-covid-19-delta-variant-ministry-of-health-says-352358
Kazakhstan	-	High availability	Positive RT-PCR cases	Sampling in some regions and cities	414 samples screened as of July 1	-	Whole genome sequencing, PCR	https://astanatimes.com/2021/07/covid-19-delta-variant-confirmed-in-kazakhstan/
Kyrgyzstan, Ukraine, Tajikistan, and Albania	-	Moderate availability	-	-	-	-	-	1. https://www.reuters.com/business/healthcare-pharmaceuticals/uk-track-covid-19-variants-with-genomic-sequencing-across-world-2021-07-07/

Country	Surveillance strategy	Sequencing availability	Target population	Sampling method	Sequenced volume	Reporting frequency	Diagnostic criteria	Source
								2. http://www.med.kg/en/news/4592-germany-provided-reagents-for-identifying-covid-19-variants-circulating-in-kyrgyzstan.html 3. https://www.who.int/publications/m/item/weekly-operational-update-on-covid-19---4-august-2021
Belgium	Routine genomic surveillance	High availability	Positive RT-PCR cases	-	150 or more samples sequenced per week	Weekly	Sequencing	https://www.ecdc.europa.eu/en/publications-data/data-virus-variants-covid-19-eueea
Bulgaria	Routine genomic surveillance	Moderate availability	Positive RT-PCR cases	Sampling in multiple districts	150 or more samples sequenced per week	Weekly or daily	Sequencing	1) https://www.ncipd.org/index.php?option=com_k2&view=item&id=546:ncov-012020&lang=bg 2) https://www.ecdc.europa.eu/en/publications-data/data-virus-variants-covid-19-eueea 3. https://euobserver.com/coronavirus/151238
Switzerland	Routine genomic surveillance	High availability	Confirmed cases	Randomly selected	150 or more samples sequenced per week; 5-9% of all confirmed cases per week	Weekly	Whole genome Sequencing	1) https://cevo-public.github.io/Quantification-of-the-spread-of-a-SARS-CoV-2-variant/ 2) https://www.swissinfo.ch/eng/switzerland-shifts-focus-to-tracking-indian-covid-19-variant/ 3) https://www.covid19.admin.ch/en/epidemiologie/virus-variants?detTime=total&detGeo=CH 4) Chen et al. medRxiv 2021: 2021.03.05.21252520. ¹²
Cyprus	Limited routine genomic surveillance	Moderate availability	Positive RT-PCR cases	-	150 or more samples sequenced per week	Weekly	Sequencing	1. https://www.ecdc.europa.eu/en/publications-data/data-virus-variants-covid-19-eueea 2. https://euobserver.com/coronavirus/151238

Country	Surveillance strategy	Sequencing availability	Target population	Sampling method	Sequenced volume	Reporting frequency	Diagnostic criteria	Source
Czech Republic	Routine genomic surveillance	High availability	Positive RT-PCR cases	-	150 or more samples sequenced per week	Weekly	Sequencing	https://www.ecdc.europa.eu/en/publications-data/data-virus-variants-covid-19-eueea
Germany	Routine genomic surveillance	High availability	1) SARS-CoV-2 cases with a Ct value ≤ 25 2) Sequencing if a VOC is suspected	Randomly selected	150 or more samples sequenced per week; 5% (10% if weekly cases < 70,000) of samples sequenced	Weekly	Partial and whole genome Sequencing, PCR	1) https://www.rki.de/DE/Content/InfAZ/N/Neuartiges_Coronavirus/DESH/Handlungsanleitung_Labore.html?jsessionid=E1E13A97BA3E4222033D30%E2%80%A6 2) https://www.bundesgesundheitsministerium.de/fileadmin/Dateien/3_Downloads/C/Coronavirus/Verordnungen/CorSurV_Ref_mit_Begruendungsteil.pdf 3) https://www.bundesgesundheitsministerium.de/presse/pressemitteilungen/2021/1-quartal/coronavirus-surveillanceverordnung.html 4) https://www.rki.de/DE/Content/InfAZ/N/Neuartiges_Coronavirus/DESH/Bericht_VOC_2021-06-16.pdf?__blob=publicationFile
Denmark	Routine genomic surveillance Since March 2020	High availability	SARS-CoV-2 positive samples from both pillars of testing	Sequenced almost all cases if can produce a genome of sufficient quality	1000 or more samples sequenced per week; at least 80% of samples sequenced	Weekly	Sequencing	https://www.covid19genomics.dk/statistics
Spain	Routine genomic surveillance	High availability	1) Community patients 2) Individuals with breakthrough infection	Randomly selected (nationwide)	1000 or more samples sequenced per week	Weekly	Whole genome sequencing, PCR	https://www.mscbs.gob.es/profesionales/saludPublica/ccayes/alertasActual/nCov/situacionActual.htm

Country	Surveillance strategy	Sequencing availability	Target population	Sampling method	Sequenced volume	Reporting frequency	Diagnostic criteria	Source
Estonia	Routine genomic surveillance	High availability	Positive RT-PCR cases	-	150 or more samples sequenced per week	Weekly	Sequencing	https://www.ecdc.europa.eu/en/publications-data/data-virus-variants-covid-19-eueea
Finland	Routine genomic surveillance	High availability	1) COVID-19 cases 2) Positive samples taken from imported cases and their contacts 3) Samples taken from abnormal clusters of infections	-	200–300 samples sequenced per week; about 20% of samples sequenced	Weekly	whole genome sequencing, whole S gene sequencing, or partial S gene sequencing	1) https://thl.fi/fi/web/infektiotaudit-ja-rokotukset/taudit-ja-torjunta/taudit-ja-taudinaiheuttajat-a-o/koronavirus-covid-19/koronaviruksen-covid-19-laboratoriotutkimukset/naytteiden-lahettaminen-koronasekvensointiin 2) https://thl.fi/en/web/infectious-diseases-and-vaccinations/what-s-new/coronavirus-covid-19-latest-updates/transmission-and-protection-coronaviruses/coronavirus-variants 3) https://www2.helsinki.fi/en/researchgroups/covid-19/virus-sequencing 4) https://thl.fi/fi/web/infektiotaudit-ja-rokotukset/ajankohtaista/ajankohtaista-koronaviruksesta-covid-19/tilannekatsaus-koronaviruksesta 5) https://thl.fi/en/web/infectious-diseases-and-vaccinations/what-s-new/coronavirus-covid-19-latest-updates/trans
France	Routine genomic surveillance	High availability	Positive RT-PCR samples	Randomly selected (Flash surveys)	150 or more samples sequenced per week	Bi-weekly	Partial and whole genome Sequencing	1) https://www.santepubliquefrance.fr/dossiers/coronavirus-covid-19/coronavirus-circulation-des-variants-du-sars-cov-2#block-338801 2) Quéromès G, et al. Emerg Microbes Infect 2021; 10(1): 167-77. ¹³

Country	Surveillance strategy	Sequencing availability	Target population	Sampling method	Sequenced volume	Reporting frequency	Diagnostic criteria	Source
United Kingdom	Routine genomic surveillance	High availability	1) COVID-19 patients in hospitals 2) Individuals from general community and care home 3) Imported cases	Randomly selected (nearly from each region)	Over 50% (depends on infection rate) of samples sequenced	Weekly	Sequencing and genotyping	1) https://www.gov.uk/guidance/surge-testing-for-new-coronavirus-covid-19-variants#history 2) https://www.cogconsortium.uk/how-do-we-collect-and-sequence-sars-cov-2-samples/ 3) Grubaugh ND, et al. Cell 2021; 184(5): 1127-32. ¹⁴
Greece	Routine genomic surveillance	Moderate availability	Positive RT-PCR cases	-	150 or more samples sequenced per week	Weekly	Sequencing	1. https://www.ecdc.europa.eu/en/publications-data/data-virus-variants-covid-19-eueea 2. https://euobserver.com/coronavirus/151238
Croatia	Routine genomic surveillance	Moderate availability	Positive RT-PCR cases	-	150 or more samples sequenced per week; at least 10% of samples sequenced recently	Weekly	Sequencing	1. https://www.ecdc.europa.eu/en/publications-data/data-virus-variants-covid-19-eueea 2. Rokić F, et al. Arch Virol. 2021;166(6):1735-1739. ¹⁵ 3. https://zdravstvo.gov.hr/vijesti/u-odlukama-o-popustanju-mjera-razmotrit-ce-se-porast-slucajeva/5438
Hungary	Routine genomic surveillance	High availability	Positive RT-PCR cases	-	At least 10% of samples sequenced recently	Weekly	Sequencing	https://www.ecdc.europa.eu/en/publications-data/data-virus-variants-covid-19-eueea
Ireland	Routine genomic surveillance	High availability	1) Incoming travelers 2) Complex clusters 3) Potential vaccine escape 4) Persons under investigation for VOC 5) Probable and confirmed cases	-	1000 or more samples sequenced per week; 10% of samples sequenced (since week 51)	Weekly	Whole genome sequencing, PCR	1) https://www.hpsc.ie/a-z/respiratory/coronavirus/novelcoronavirus/surveillance/summaryofcovid-19virusvariantsinireland/ 2) https://www.hpsc.ie/a-z/respiratory/coronavirus/novelcoronavirus/sars-cov-2variantsofconcern

Country	Surveillance strategy	Sequencing availability	Target population	Sampling method	Sequenced volume	Reporting frequency	Diagnostic criteria	Source
Iceland	Routine genomic surveillance	High availability	Positive RT-PCR cases	-	At least 10% of samples sequenced	Weekly	Sequencing	https://www.ecdc.europa.eu/en/publications-data/data-virus-variants-covid-19-eueea
Israel	-	High availability	1) Laboratory confirmed COVID-19 patients, including pregnant women 2) Positive individuals who will return from specific destinations	Randomly selected	-	Irregularly	Sequencing	1) https://www.gov.il/en/Departments/news/ 2) Munitz A, et al. Cell Rep Med 2021; 2(5): 100264. ¹⁶ 3) https://www.gov.il/en/departments/news/01022021-02
Italy	Routine genomic surveillance	High availability	Positive RT-PCR cases	Voluntary samples	150 or more samples sequenced per week	Weekly	Sequencing	1) https://www.ecdc.europa.eu/en/publications-data/data-virus-variants-covid-19-eueea 2) Di Giallonardo F, et al. Viruses 2021; 13(5). ¹⁷
Lithuania	Routine genomic surveillance	High availability	Confirmed cases	-	150 or more samples sequenced per week; at least 10% of samples sequenced	Weekly	Sequencing	1) https://www.ecdc.europa.eu/en/publications-data/data-virus-variants-covid-19-eueea 2) https://www.delfi.lt/en/politics/first-case-of-covid-19-delta-variant-detected-in-lithuania.d?id=87496673
Luxembourg	Routine genomic surveillance	High availability	1) Positive cases who are hospitalized and from Airport testing program 2) Outbreaks and identified clusters 3) Reinfections and post-vaccination-infections	Randomly selected (sentinel system)	Over 60% of samples sequenced	Weekly	Sequencing	https://lns.lu/departement/microbiologie/revilux/
Latvia	Routine genomic surveillance	High availability	Positive RT-PCR samples	-	150 or more samples sequenced per week	Weekly	Sequencing	1) https://www.ecdc.europa.eu/en/publications-data/data-virus-variants-covid-19-eueea 2) https://eng.lsm.lv/article/society/health/colombian-strain-of-covid-19-detected-in-latvia.a408115/

Country	Surveillance strategy	Sequencing availability	Target population	Sampling method	Sequenced volume	Reporting frequency	Diagnostic criteria	Source
Malta	Routine genomic surveillance	Moderate availability	Confirmed cases	-	At least 10% of samples sequenced	Weekly	Sequencing	1) https://www.ecdc.europa.eu/en/publications-data/data-virus-variants-covid-19-eueea 2) https://newsbook.com.mt/en/covid-variants-malta-registers-a-total-of-442-cases-to-date/ 3) https://euobserver.com/coronavirus/151238
Netherlands	Routine genomic surveillance	High availability	Positive PCR cases	Randomly selected	About 1000 samples sequenced per week	Weekly	Sequencing	https://www.rivm.nl/en/coronavirus-covid-19/research/pathogen-surveillance
Norway	Routine genomic surveillance	High availability	1) Patients with covid-19 in hospital and ICU 2) Overseas traveler 3) Community patients 4) Vaccinated infected people	Sampling most in western Norway	20-30% of samples sequenced	Weekly	Whole genome sequencing, PCR	https://www.fhi.no/en/publ/2020/weekly-reports-for-coronavirus-og-covid-19/
Poland	Routine genomic surveillance	High availability	Confirmed cases	-	150 or more samples sequenced per week; at least 5% of samples sequenced	Weekly	Sequencing	https://www.ecdc.europa.eu/en/publications-data/data-virus-variants-covid-19-eueea
Portugal	Routine genomic surveillance	High availability	Confirmed cases	-	150 or more samples sequenced per week	Weekly	Sequencing	https://www.ecdc.europa.eu/en/publications-data/data-virus-variants-covid-19-eueea
Romania	Routine genomic surveillance	High availability	-	-	150 or more samples sequenced per week	Weekly	Sequencing	https://www.ecdc.europa.eu/en/publications-data/data-virus-variants-covid-19-eueea
Russian Federation	Routine genomic surveillance since June 2020	High availability			7,000 samples sequenced since June 15, 2020	Monthly	Sequencing	https://www.livemint.com/news/world/over-13-000-coronavirus-variants-detected-in-russia-vaccine-developer-11621673480754.html
Slovakia	Routine genomic surveillance	Moderate availability	Confirmed cases	-	150 or more samples sequenced per week	Weekly	Sequencing	1) https://www.ecdc.europa.eu/en/publications-data/data-virus-variants-covid-19-eueea

Country	Surveillance strategy	Sequencing availability	Target population	Sampling method	Sequenced volume	Reporting frequency	Diagnostic criteria	Source
								2) https://www.reuters.com/article/us-health-coronavirus-slovakia-idUKKBN2A52IJ 3) Brejová B et al. medRxiv 2021: 2021.07.13.21260431. ¹⁸ 4) https://euobserver.com/coronavirus/151238
Slovenia	Routine genomic surveillance	Moderate availability	Confirmed cases	-	150 or more samples sequenced per week; at least 5% of samples sequenced	Weekly	Sequencing	1) https://www.ecdc.europa.eu/en/publications-data/data-virus-variants-covid-19-eueea 2) https://www.gov.si/en/news/2021-02-26-south-african-coronavirus-variant-now-in-slovenia/ 3) https://euobserver.com/coronavirus/151238
Sweden	Routine genomic surveillance	High availability	1) COVID-19 patients 2) Individuals with suspected reinfection and breakthrough infection 3) Overseas traveler	Randomly selected (Representative)	2000 or more samples sequenced per week; Over 10% of samples sequenced	Weekly	Whole genome sequencing, PCR	1) https://www.folkhalsomyndigheten.se/smittskydd-beredskap/utbrott/aktuella-utbrott/covid-19/statistik-och-analyser/sars-cov-2-virusvarianter-av-sarskild-betydelse/ 2) https://www.folkhalsomyndigheten.se/smittskydd-beredskap/utbrott/aktuella-utbrott/covid-19/statistik-och-analyser/sars-cov-2-virusvarianter-av-sarskild-betydelse/sars-cov-2-virusvarianter-av-sarskild-betydelse/instruktion-for-kompletterande-anmalan/
Turkmenistan		Moderate availability						https://www.euro.who.int/en/countries/turkmenistan/news/news/2021/8/new-equipment-arrives-in-turkmenistan-to-strengthen-capacity-in-laboratory-diagnostics

Country	Surveillance strategy	Sequencing availability	Target population	Sampling method	Sequenced volume	Reporting frequency	Diagnostic criteria	Source
Bosnia and Herzegovina		Moderate availability	COVID-19 positive cases				whole genome sequencing	https://www.iaea.org/newscenter/news/bosnia-herzegovina-and-serbia-succeed-in-covid-19-virus-characterization-with-iaea/fao-support
Serbia		Moderate availability	COVID-19 positive cases				whole genome sequencing	https://www.iaea.org/newscenter/news/bosnia-herzegovina-and-serbia-succeed-in-covid-19-virus-characterization-with-iaea/fao-support
Turkey		High availability					Sequencing	Karacan I et al. medRxiv 2020: 2020.12.25.20248851. ¹⁹
Region of Americas (AMR)								
Argentina	Routine genomic surveillance	High availability	1) Positive international travelers; 2) Individuals with a positive result and no travel history; 3) Cases with a vaccination history	Representative sample of the different characteristics in 24 jurisdictions	1261 samples were sequenced from Jan to Jun 7, 2021; 150 or more samples sequenced in recently week	Monthly, weekly	Whole and partial genome sequencing, PCR	1) https://ianphi.org/ includes/documents/sections/news/2021/genomic-surveillance-perandones.pdf 2) http://pais.qb.fcen.uba.ar/files/reportes/pais-reporte20.pdf
Brazil	Routine genomic surveillance	High availability	1) Imported cases 2) Cases that linked with area of circulation with B.1.1.7 3) Cases with epidemiological investigation	Sampled across the country (carried out by several labs)	150 or more samples sequenced per week	Weekly	Sequencing	https://www.gov.br/saude/pt-br/media/pdf/2021/julho/02/69_boletim_epidemiologico_covid_2junho.pdf
Canada	Routine genomic surveillance	High availability	1) International travelers and close contacts 2) Individuals with S-gene failure 3) Suspected reinfection individuals	Randomly selected	1000 or more samples sequenced per day	Daily	Sequencing, PCR (only in Ontario)	1) Genome Canada Canadian COVID-19 Genomics Network (CanCOGeN) et al. Can Commun Dis Rep 2021; 47(3): 139-41. ²⁰

Country	Surveillance strategy	Sequencing availability	Target population	Sampling method	Sequenced volume	Reporting frequency	Diagnostic criteria	Source
			<p>4) Severe cases younger than 50 years old without significant comorbidities</p> <p>5) Vaccinated individuals with subsequent SARS-CoV-2 infection</p> <p>6) Known or suspected super spreading events</p>					<p>2) https://www.publichealthontario.ca/en/laboratory-services/test-information-index/covid-19-voc</p> <p>3) https://www.ctvnews.ca/health/coronavirus/tracking-variants-of-the-novel-coronavirus-in-canada-1.5296141</p>
United States	Routine genomic surveillance	High availability	RT-PCR positive confirmed cases with Ct value ≤ 28	Randomly selected	10,000 or more samples sequenced per week; less than 5% of samples sequenced	Weekly or bi-weekly	Sequencing	<p>1) https://www.cdc.gov/coronavirus/2019-ncov/variants/variant-surveillance.html</p> <p>2) https://www.afpl.org/programs/preparedness/Crisis-Management/Documents/2021.04.09_NS3_REVISED.pdf</p>
Uruguay	Routine genomic surveillance	High availability	SARS-CoV-2-positive samples in Uruguay		100-300 samples sequenced per week	Weekly	PCR, Sequencing	Rego N, et al. Emerging Infectious Disease 2021; 27(11). ²¹
Peru	Routine genomic surveillance	High availability	<p>1) Local representative positive samples</p> <p>2) Imported cases</p> <p>3) Outbreak-based cases</p>	Representative samples	1200 samples sequenced per month		Sequencing	https://web.ins.gob.pe/es/prensa/noticia/la-guerra-silenciosa-del-instituto-nacional-de-salud
Chile, Colombia, Mexico, Panama, El Salvador, Trinidad and Tobago	-	High availability					Whole genome sequencing (In-country)	<p>1. https://www.paho.org/en/topics/influenza/covid-19-genomic-surveillance-regional-network</p> <p>2. https://www.paho.org/en/news/21-7-2021-regional-genomic-surveillance-network-tracks-covid-19-virus-variants-throughout</p>

Country	Surveillance strategy	Sequencing availability	Target population	Sampling method	Sequenced volume	Reporting frequency	Diagnostic criteria	Source
Costa Rica	Routine genomic surveillance	High availability	positive samples with Ct value ≤ 25 or being symptomatic	Representative samples when possible	laboratories must send up to 10 positive samples per week		Sequencing	1. https://www.ministeriodesalud.go.cr/index.php/centro-de-prensa/noticias/741-noticias-2020/1642-inciensa-logra-secuenciar-el-genoma-completo-del-nuevo-coronavirus-sars-cov-2-covid-19 2. https://www.ministeriodesalud.go.cr/sobre_ministerio/prensa/docs/ls_vs_001_version_19_vigilancia_covid19_31032021.pdf 3. Molina-Mora JA, et al. Infect Genet Evol.2021;92:104872. ²²
The Bahamas, Bolivia, Barbados, Dominican Republic, Guatemala, Guyana, Honduras, Haiti, Jamaica, Paraguay, Suriname, Venezuela	-	Moderate availability					Whole genome sequencing (Sending-out for external sequencing)	https://www.paho.org/en/topics/influenza/covid-19-genomic-surveillance-regional-network
Ecuador	No routine genomic surveillance	Moderate availability			119 samples sequenced from Mar 2020 to Jan 2021		Sequencing (MinION platform)	Márquez S, et al. medRxiv 2021: 2021.03.19.21253620. ²³

Country	Surveillance strategy	Sequencing availability	Target population	Sampling method	Sequenced volume	Reporting frequency	Diagnostic criteria	Source
Cuba	Limited routine genomic surveillance	High availability	serious and critical cases, deaths, travelers and in outbreaks of the disease		1064 samples sequenced from Jan to July, 2021		Sequencing	1) https://salud.msp.gob.cu/variantes-de-sars-cov-2-en-cuba-motivo-mas-para-fortalecer-las-medidas-de-aislamiento/ 2) https://salud.msp.gob.cu/variantes-geneticas-aumentan-la-severidad-de-la-covid-19/
Trinidad and Tobago	-	Moderate availability					Ship samples to University of the West Indies for sequencing	https://health.gov.tt/brazilian-variant-found-in-additional-covid-19-samples
Saint Kitts and Nevis	-	Moderate availability					PCR	https://iris.paho.org/bitstream/handle/10665.2/54588/COVID-19SitRep55_eng.pdf?sequence=1&isAllowed=y
Saint Lucia	No routine genomic surveillance	Moderate availability			Less than ten samples sequenced per week			https://www.covid19response.lc/blogs/saint-lucia-confirms-sars-cov-2-british-variant-in-country
Antigua and Barbuda	No routine genomic surveillance	Moderate availability			Eight samples taken between July 18 and 22, 2021		sequencing	1. https://ab.gov.ag/detail_page.php?page=2.php 2. https://ab.gov.ag/media_page.php?page=425 3. https://ab.gov.ag/pdf/Covid_19_Variant_Update.pdf
South-East Asia Region (SEAR)								
Bangladesh	Limited routine genomic surveillance	High availability	RT-PCR positive cases with Ct value < 30	Randomly selected	748 samples sequenced from Dec 2020 to Jun 2021	Weekly	Whole-genome sequencing	1. https://ianphi.org/includes/documents/sections/news/2021/experience-of-iedcr-in-covid-19-vaccination-shirin.pdf 2. https://old.iedcr.gov.bd/website/images/files/nCoV/FourthJulyCOVID19Update.pdf

Country	Surveillance strategy	Sequencing availability	Target population	Sampling method	Sequenced volume	Reporting frequency	Diagnostic criteria	Source
								3. https://www.icddrb.org/news-and-events/news?id=883&task=view 4. Hossain ME, et al. Microbiol Resour Announc 2021; 10(8). ²⁴ 5. Saha S, et al. BMJ Glob Health 2021; 6(5). ²⁵
Indonesia	Routine genomic surveillance	High availability	1) Specimens from imported travelers testing positive 2) Vaccine failures 3) Reinfections 4) Severe illness and death 5) Outbreaks with unusual characteristics	-	150 or more samples sequenced per week	Weekly	Whole genome sequencing	1. https://www.litbang.kemkes.go.id/assets/2021/06/Update_VoC-COVID-19-20-juni-2021.pdf 2. https://drive.google.com/drive/folders/1ocT30cqXeDsr72YJA-bdTzxudolaOZT 3. https://www.litbang.kemkes.go.id/short-report-of-working-group-surveillance-of-covid-19/
India	Routine genomic surveillance	High availability (28 National Laboratories)	1) RT-PCR positive cases with Ct value < 30 2) Vaccinated positive samples 3) Post-infected and re-infected positive samples	Randomly selected	150 or more samples sequenced per week; 5% of samples sequenced	-	Whole genome sequencing	1. https://www.mohfw.gov.in/pdf/IndianSARSCoV2PDFGenomicsConsortiumGuidanceDocument.pdf 2. http://clingen.igib.res.in/covid19genomes/ 3. https://dbtindia.gov.in/insacog
Sri Lanka	Limited routine genomic surveillance	Moderate availability	RT-PCR positive cases with Ct value < 30	Several rounds of sequencing had been performed	15 or more samples sequenced per week	-	Sequencing	1. http://www.health.gov.lk/moh_final/english/public/elfinder/files/publications/2021/Edited%20Final%20SPRP%20on%2015th%20May%202021%20.pdf 2. Jeewandara C, et al. medRxiv 2021: 2021.05.05.21256384. ²⁶

Country	Surveillance strategy	Sequencing availability	Target population	Sampling method	Sequenced volume	Reporting frequency	Diagnostic criteria	Source
Thailand	Routine genomic surveillance	High availability	RT-PCR positive cases	Surveillance network of laboratories across the country	150 or more samples sequenced per week	Weekly	Sequencing, PCR	https://www3.dmsc.moph.go.th/post-group/10
Bhutan	-	Moderate availability					Sequencing (Send to Thailand)	https://kuenselonline.com/bhutan-saw-seven-variants-of-sars-cov-2-virus/
Nepal		Moderate availability	SARS-CoV-2 positive samples				Sequencing	https://cdn.who.int/media/docs/default-source/nepal-documents/novel-coronavirus/who-nepal-sitrepre/weekly-who-nepal-situation-updates_66_v2.pdf?sfvrsn=1197fcb0_5
Timor-Leste	No routine genomic surveillance	Moderate availability			70 positive samples sequenced between May 2020 and March 2021		Sequencing	http://www.tatoli.tl/en/2021/04/14/timor-leste-reports-17-new-local-cases-of-covid-19-and-14-recoveries/
Maldives		Moderate availability					Sequencing	https://raajje.mv/101870
Western Pacific Region (WPR)								
Australia	Routine genomic surveillance	High availability	All suitable available samples excluding too low viral loads	Nearly all	61% of positive cases sequenced (as of 18 July)	Weekly	Sequencing	1) https://www1.health.gov.au/internet/main/publishing.nsf/Content/1D03BCB527F40C8BCA258503000302EB/\$File/covid_19_australia_epidemiology_report_36_reporting_period_ending_28_february_2021.pdf 2) https://www.cdgn.org.au/austrakka 3) https://www1.health.gov.au/internet/main/publishing.nsf/Content/1D03BCB527F40C8BCA258503000302EB/\$File/covid_19_australia_epidemiology_reporting_last_updated_11_may_2021.pdf

Country	Surveillance strategy	Sequencing availability	Target population	Sampling method	Sequenced volume	Reporting frequency	Diagnostic criteria	Source
China	Routine genomic surveillance	High availability	Confirmed imported cases with enough virus load	Nearly all since Sep 2020)	Nearly all	Weekly	Sequencing	Internal data from China CDC
Japan	Routine genomic surveillance	High availability	1) People who have traveled abroad in the last two weeks 2) Domestic cases	-	62,861 samples sequenced as of Aug 16, 2021		Sequencing and PCR	1) https://www.niid.go.jp/niid/ja/diseases/ka/corona-virus/2019-ncov/2484-idsc/10554-covid19-52.html 2) https://www.niid.go.jp/niid/ja/diseases/ka/corona-virus/2019-ncov/10220-covid19-36.html
South Korea	Routine genomic surveillance	High availability	Positive samples of confirmed cases related to various domestic outbreaks and imported cases	Representative samples	14.7% of samples sequenced in April 2021		Partial and whole genome Sequencing	1. http://www.kdca.go.kr/board/board.es?mid=a30501000000&bid=0031&list_no=713847&act=view 2. Park AK, et al. Osong public health and research perspectives 2021; 12(1): 37-43. ²⁷
Laos	No routine genomic surveillance	High availability	1) Local cases 2) Imported cases		37 samples sequenced from 4 Aug to 17 Aug	Bi-weekly	Sequencing	https://www.who.int/laos/emergencies/covid-19-in-lao-pdr/situation-reports
Malaysia	Limited routine genomic surveillance	High availability	1) Individuals who had been to UK since Oct 2020 and positive cases with a travel history to other countries 2) RT-PCR positive cases which met the cut off for Ct value or from local clusters 3) Individuals take on the sequencing works 4) Cases of death due to COVID-19	-	15 or more samples sequenced per week	Irregularly	Whole genome sequencing	1) http://covid-19.moh.gov.my/semasa-kkm/2021/05/mutasi-spike-protein-di-malaysia-17052021 2) http://covid-19.moh.gov.my/semasa-kkm/2021/01/uk-traveller-samples-since-october2020 3) http://covid-19.moh.gov.my/semasa-kkm/2021/04/maklumat-terkini-mutasi-protein-spike-di-malaysia

Country	Surveillance strategy	Sequencing availability	Target population	Sampling method	Sequenced volume	Reporting frequency	Diagnostic criteria	Source
New Zealand	Routine genomic surveillance	High availability	Confirmed cases		At least 10% of samples sequenced	Weekly	Real-time whole genome sequencing	1. https://www.health.govt.nz/system/files/documents/pages/6_july_2021_-_variants_update_-_full_report.pdf 2. Douglas J, et al. Emerging Infectious Disease 2021; 27(9). ²⁸
Philippines	Routine genomic surveillance	High availability	1) local cases 2) Returning Overseas Filipinos		150 or more samples sequenced per week	Irregularly	Whole genome sequencing	1. https://doh.gov.ph/press-release/DOH-UP-PGC-AND-UP-NIH-DETECT-MORE-COVID-19-VARIANTS-IN-ONGOING-BIOSURVEILLANCE 2. https://doh.gov.ph/doh-press-release/BIOSURVEILLANCE-DETECTS-SARS-COV-2-MUTATIONS-FURTHER-INVESTIGATION-NEEDED-TO-DETERMINE-PUBLIC-HEALTH-IMPLICATION
Singapore	Routine genomic surveillance	High availability	All COVID-19 cases	All COVID-19 cases	All COVID-19 cases sequenced		Whole genome sequencing	https://www.moh.gov.sg/news-highlights/details/investigations-into-13-covid-19-cases-who-served-shn-at-mandarin-orchard-singapore
Fiji	-	Moderate availability					Sequencing	https://www.rnz.co.nz/international/pacific-news/441313/covid-19-cases-continue-to-climb-in-fiji
Cambodia	Routine genomic surveillance	High availability	1) SARS-CoV-2 specimens from land borders 2) Community-acquired samples		By 16 August 2021, a total of 2,865 samples have been tested	Weekly	PCR, whole genome sequencing	https://www.who.int/cambodia/internal-publications-detail

Country	Surveillance strategy	Sequencing availability	Target population	Sampling method	Sequenced volume	Reporting frequency	Diagnostic criteria	Source
			3) Returning migrants.					
Papua New Guinea	-	Moderate availability						https://www.facebook.com/PNGNDOH/posts/4117440295005664?__tn__=K-R
Vietnam	-	High availability	1) High-risk groups 2) COVID-19 patients				Sequencing	1. http://news.chinhphu.vn/Home/India-and-UK-variants-behind-new-COVID19-cases-in-Viet-Nam/20215/43665.vgp 2. Nguyen Van Vinh Chau et al. J Infect. 2021; 82(6):276-316. ²⁹
Mongolia	-	Moderate availability						1. https://montsame.mn/en/read/258007 2. https://www.who.int/mongolia/news/detail/09-04-2021-australia-and-world-health-organization-work-together-to-increase-covid-19-testing-capacity-in-mongolia
Brunei	Samples have been sent to a laboratory in Singapore for genomic sequencing	Moderate availability					sequencing	https://www.who.int/brunei/internal-publications-detail
African Region (AFR)								
Kenya, Senegal, Uganda	Routine genomic surveillance	High availability				Weekly	Sequencing	1. https://www.arcgis.com/home/webmap/viewer.html?url=https://services8.arcgis.com/vWozsma9VzGndzx7/ArcGIS/rest/services/Test_Africa_PG_I_DB_GR/FeatureServer/0&source=sd (Source for all African countries) 2. https://www.afro.who.int/publications/interim-operational-guidance-sars-cov-2-genomic-

Country	Surveillance strategy	Sequencing availability	Target population	Sampling method	Sequenced volume	Reporting frequency	Diagnostic criteria	Source
								surveillance-africa-updated-guide (Source for all African countries)
Angola, The Gambia, Mozambique, Zimbabwe	Routine genomic surveillance	Moderate availability				Weekly	Sequencing	Same as above
Benin, Burkina Faso, Botswana, Comoros, Cameroon, Cape Verde, Ethiopia, Guinea, Lesotho, Madagascar, Malawi, Namibia, Sierra Leone, Swaziland, Togo	Limited routine genomic surveillance	Moderate availability				Weekly	Sequencing	Same as above
Gabon	No routine genomic surveillance	High availability						Same as above
Mauritius	Routine genomic surveillance	Moderate availability			124 of 432 positive cases sequenced in March 2021		Sequencing	Tegally H, et al. medRxiv 2021: 2021.06.16.21259017. ³⁰
Mali	-	Moderate availability						Dara A, et al. bioRxiv 2021: 2021.05.05.442742. ³¹
Rwanda	Limited routine genomic surveillance	Moderate availability			1.2 % of samples sequenced			1. Yvan Butera EM, et al. medRxiv 2021: 2021.04.02.21254839. ³²
Côte d'Ivoire	Limited routine genomic surveillance	Moderate availability	RT-PCR positive samples	Randomly selected		Weekly	Sequencing	1. Wilkinson E, et al. medRxiv 2021: 2021.05.12.21257080. ³³
Democratic Republic of Congo (DRC)	Limited routine genomic surveillance	High availability	1) Imported cases 2) RT-PCR positive samples	Randomly selected	1.4 % of samples sequenced	Weekly	Sequencing	1. Wilkinson E, et al. medRxiv 2021: 2021.05.12.21257080. ³³

Country	Surveillance strategy	Sequencing availability	Target population	Sampling method	Sequenced volume	Reporting frequency	Diagnostic criteria	Source
Congo	Limited routine genomic surveillance	Moderate availability	RT-PCR positive samples with a Ct values <30	Randomly selected		Weekly	Next-generation sequencing	1. Ntoumi F, et al. Int J Infect Dis 2021: 105: 735-8. ³⁴
Algeria	No routine genomic surveillance	Moderate availability	1) Imported cases 2) RT-PCR positive samples 3) Cluster/outbreak investigations	Randomly selected	0.08% of samples sequenced	Weekly	PCR, Sanger Sequencing, whole genome sequencing	1. Wilkinson E, et al. medRxiv 2021: 2021.05.12.21257080. ³³
Ghana (Uhas)	Routine genomic surveillance	High availability	1) Cluster/outbreak investigations 2) Confirmed cases in periods of suspected widespread infections	Randomly selected		Weekly	Sequencing	1. Wilkinson E, et al. medRxiv 2021: 2021.05.12.21257080. ³³
Equatorial Guinea	Routine genomic surveillance	Moderate availability	1) Imported cases 2) RT-PCR positive samples 3) Cluster/outbreak investigations	Randomly selected	3.10%	Weekly	Sequencing	1. Wilkinson E, et al. medRxiv 2021: 2021.05.12.21257080. ³³
Nigeria	Routine genomic surveillance	High availability		Randomly selected		Weekly	Sequencing	1. https://covid19.ncdc.gov.ng/media/files/STATEMENT_ON_VARIANTS_OF_SARS-COV-2_IN_NIGERIA_ZyRAI48.pdf
South Africa	Routine genomic surveillance	High availability	1) Routine specimens with representative of multiple geographic regions 2) Special interest specimens, such as vaccine breakthrough cases, re-infection cases, etc.	Randomly selected	Approximately 10%-20% of randomly selected positive samples	Bi-weekly	Next-generation sequencing	1. https://www.krisp.org.za/manuscripts/Update_SA_sequencing_1_July_2021_AvG.pdf
Zambia	Routine genomic surveillance	Moderate availability	1) Imported cases 2) RT-PCR positive samples 3) Cluster/outbreak investigations 4) Re-infection cases	Randomly selected		Weekly	Sequencing	1. Wilkinson E, et al. medRxiv 2021: 2021.05.12.21257080. ³³

Country	Surveillance strategy	Sequencing availability	Target population	Sampling method	Sequenced volume	Reporting frequency	Diagnostic criteria	Source
Other African countries		Moderate availability						https://www.afro.who.int/publications/interim-operational-guidance-sars-cov-2-genomic-surveillance-africa-updated-guide
Eastern Mediterranean Region (EMR)								
Afghanistan, Bahrain, Djibouti, Iraq, Sudan, Somalia, Syria, Yemen	No routine genomic surveillance*	Low availability						http://www.emro.who.int/health-topics/coronavirus/situation-reports.html (Source for all EMR countries)
United Arab Emirates, Iran, Jordan, Kuwait, Oman, Saudi Arabia, Tunisia	-	High availability						Same as above
Pakistan		Moderate availability					PCR, genome sequencing	http://www.emro.who.int/pak/pakistan-news/who-and-national-institute-of-health-collaborate-to-detect-sars-cov-2-variants-of-interest-and-concern-through-pcr-detection-and-genome-sequencing.html
Lebanon	Limited routine genomic surveillance	High availability	Clinical diagnostic samples	Randomly selected			High throughput genome sequencing	Merhi G, et al. medRxiv 2021:2021.08.10.21261847. ³⁵
Morocco,	Routine genomic surveillance	High availability	1) Cluster/outbreak investigations 2) Imported cases 3) Re-infection cases		Sequencing of 10% of sample that are positive for S drop real time PCR test		Sequencing, PCR	Wilkinson E, et al. medRxiv 2021: 2021.05.12.21257080. ³³

Country	Surveillance strategy	Sequencing availability	Target population	Sampling method	Sequenced volume	Reporting frequency	Diagnostic criteria	Source
Qatar	Limited routine genomic surveillance	High availability	Clusters cases	Samples selection was based on epidemiological characteristics	1.5% of samples sequenced from Mar 2020 to Mar 2021		Whole-genome sequencing	Benslimane FM, et al. medRxiv 2021: 2021.05.19.21257433. ³⁶
Egypt	Routine genomic surveillance	High availability				Weekly	Sequencing	https://www.arcgis.com/home/webmap/viewer.html?url=https://services8.arcgis.com/vWozsma9VzGndzx7/ArcGIS/rest/services/Test_Africa_PGI_DB_GR/FeatureServer/0&source=sd
Libya	Limited routine genomic surveillance	Moderate availability				Weekly	Sequencing	1. https://www.arcgis.com/home/webmap/viewer.html?url=https://services8.arcgis.com/vWozsma9VzGndzx7/ArcGIS/rest/services/Test_Africa_PGI_DB_GR/FeatureServer/0&source=sd 2. https://www.afro.who.int/publications/interim-operational-guidance-sars-cov-2-genomic-surveillance-africa-updated-guide

* For countries where genomic surveillance information was unavailable, we assumed that countries with low sequencing availability didn't carry out routine genomic surveillance.

Table S5. Completeness analysis of metadata collected from GISAID dataset, as of Aug 20, 2021.

WHO region	Total (N)	National geography ^a	Subnational geography ^a	Age	Sex	Date of collection	Patient status ^b	Vaccinated status ^c	Lineage
AFR	31254	100.0%	91.6%	88.0%	89.7%	97.3%	14.4%	0.4%	96.5%
AMR	1048063	100.0%	99.7%	54.2%	55.3%	96.2%	3.3%	0.2%	98.8%
EMR	11868	100.0%	76.9%	64.7%	65.4%	94.6%	16.7%	0.2%	93.1%
EUR	1827918	100.0%	91.9%	22.2%	20.8%	97.1%	2.9%	0.1%	97.2%
SEAR	60085	100.0%	98.7%	82.9%	83.5%	93.8%	10.3%	1.6%	96.9%
WPR	137009	100.0%	52.0%	33.5%	34.4%	96.2%	13.4%	0.0%	96.8%
Global	3116197	100.0%	92.8%	35.5%	35.1%	96.7%	3.8%	0.1%	97.7%

^a The completeness of geographic information (national or subnational) reported in metadata file.

^b The completeness of information about patient status, includes the symptomatic history, clinical severity or outcome, etc.

^c The completeness of vaccinated status, includes whether vaccinated or not, vaccinated platform, vaccinated dose, or vaccinated time, etc.

Abbreviation: AFR, African Region; AMR, Region of Americas; EMR, Eastern Mediterranean Region; EUR, European Region; SEAR, South-East Asia Region; WPR, Western Pacific Region

Table S6. The cumulative official number of variants that used for calculating the public availability extent of genomic data.

Country	ISO week in 2021^a	Alpha^b	Beta	Gamma	Delta
African Region					
Algeria	31	8	- ^c	-	-
South Africa	31	215	6769	-	5046
Democratic Republic of the Congo	31	16	32	-	228
Kenya	31	562	191	-	575
Malawi	31	5	333	-	121
The Gambia	31	76	-	-	154
Senegal	31	219	3	-	264
Region of Americas					
Canada	31	229356	2399	21331	33547
Argentina	33	353	1	2212	235
Peru	31	19	-	998	192
Eastern Mediterranean Region					
United Arab Emirates	11	25	5	2	-
Jordan	11	3389	5	4	-
Libya	11	25	15	-	-
Iran	11	1792	-	-	-
Morocco	11	115	-	-	-
Tunisia	11	192	-	-	-
Iraq	11	236	-	-	-
Afghanistan	11	7	-	-	-
Saudi Arabia	11	10	-	-	-
European Region					
Denmark	33	68359	131	66	31314
Finland	28	7953	1445	7	2876
Austria	33	132033	1351	153	19859
Sweden	33	71612	2681	206	10819
Spain	29	22415	1320	957	10369
Luxembourg	32	6971	1196	1215	1555
Netherlands	29	26014	439	374	11072
Ireland	28	15954	77	30	4245
Belgium	30	23164	1441	2196	12797

Cyprus	27	666	1	-	299
Estonia	30	5275	51	9	1725
France	30	-	3175	1645	62122
Greece	30	16294	545	12	7325
Hungary	30	700	-	1	655
Iceland	30	535	4	16	3491
Italy	30	27755	286	2852	13533
Latvia	30	3570	14	4	1247
Lithuania	29	9685	12	6	1695
Norway	30	39265	625	11	11717
Poland	30	19751	65	26	965
Portugal	30	13771	112	184	5818
Romania	30	1541	8	20	598
Slovakia	30	9377	28	-	878
United Kingdom	33	277634	1093	272	535387
South-East Asia Region					
India	31	4935	246	4	32617
Thailand	32	14222	545	-	15973
Indonesia	31	64	17	-	2229
Western Pacific Region					
Australia	31	554	99	8	7735
Philippines	33	2395	2669	-	1789
Malaysia	28	-	209	-	424
New Zealand	33	186	33	8	245
Japan	33	43436	116	121	12509
Cambodia	33	-	-	-	999
China	20	102	46	3	38
South Korea	16	551	71	10	-
Laos	29	63	-	-	62

^a A fixed three-week delay was used to extrapolate the date of specimen collection for Canada, Peru, Finland, Spain, Netherlands, Ireland, Belgium, Cyprus, Estonia, France, Greece, Hungary, Iceland, Italy, Latvia, Lithuania, Norway, Poland, Portugal, Romania, Slovakia, Australia, Malaysia, China, Laos, India, Indonesia, all countries in Africa and Eastern Mediterranean Region.

^b As of one ISO week, the cumulative official number of Alpha variants in one country.

^c No cases has been detected or the data was unavailable.

Supplementary Figures

Fig S1. Distribution of 194 Member States by WHO region.

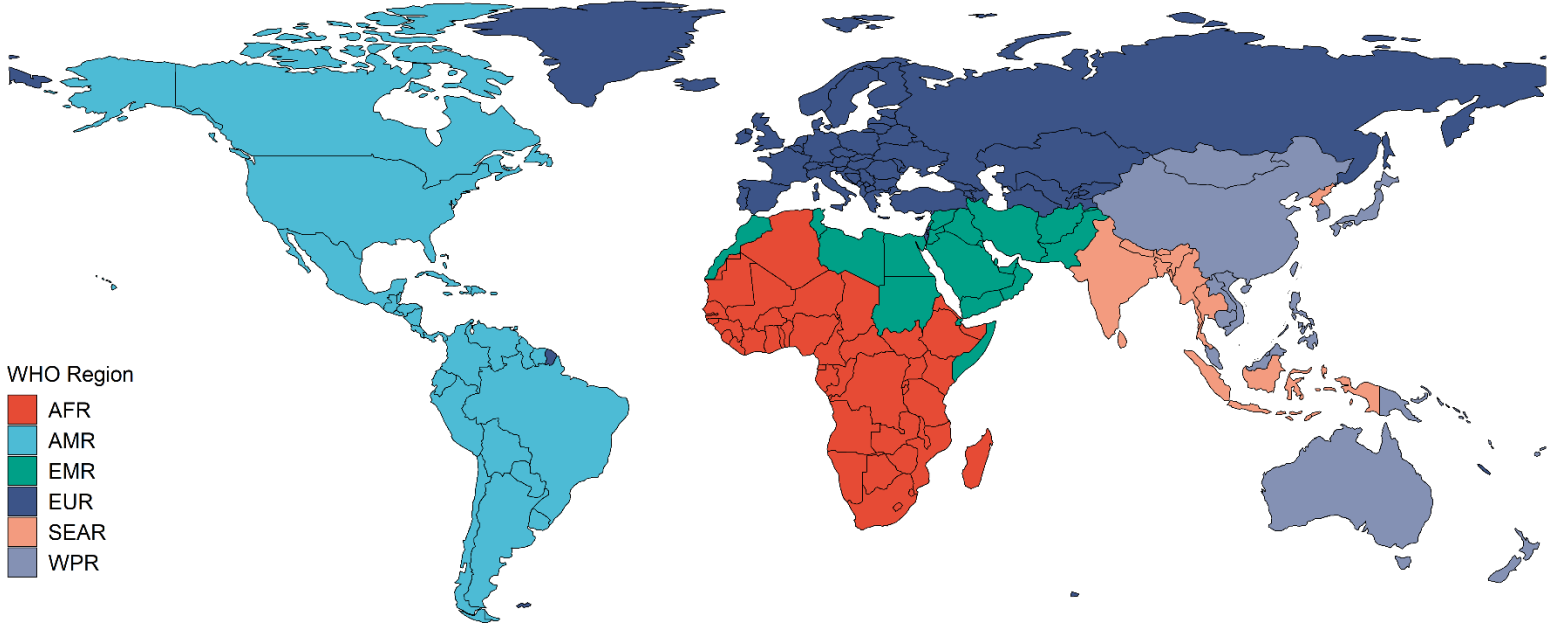


Fig S2. Country classification based on the identification of variants of concern (VOCs) and the sharing status of sequence.

The information about whether identified VOC or not in each country was derived from WHO situation report³⁷. Data are as of 20 August 2021. NA, data not applicable.

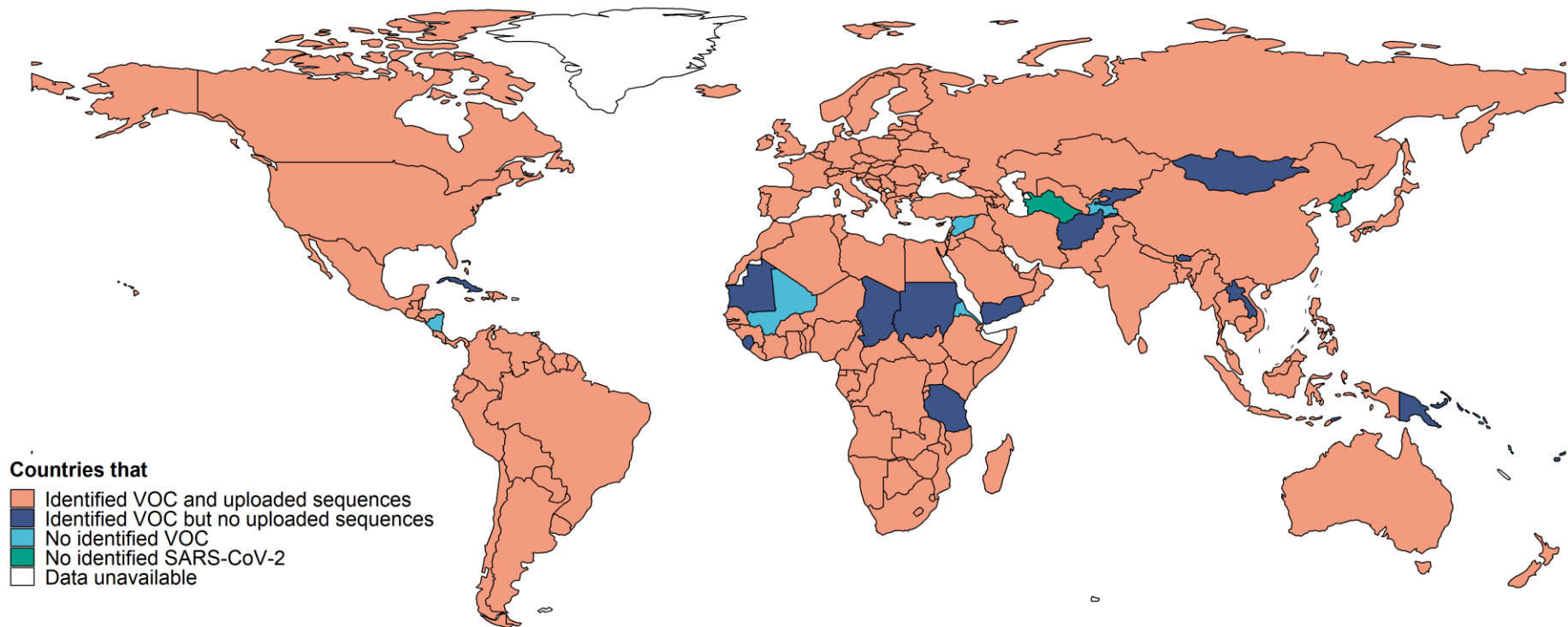


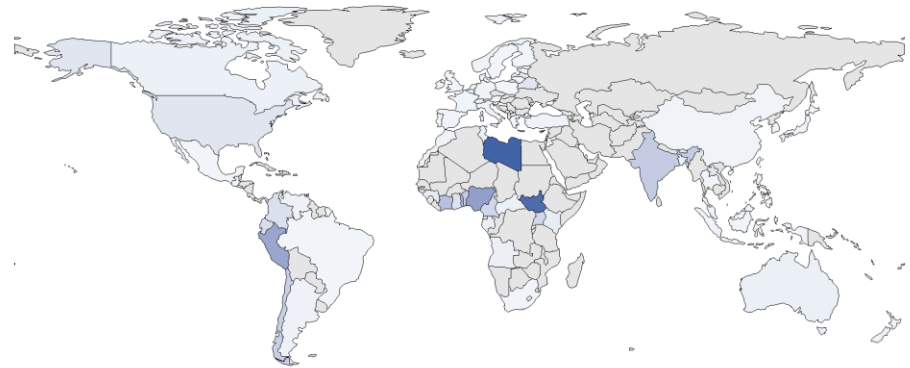
Fig S3. The dynamic prevalence of variants of interest (VOIs) by time and country.

As of 2 September 2021, WHO has designated Eta, Iota, Kappa, Lambda and Mu as VOIs.

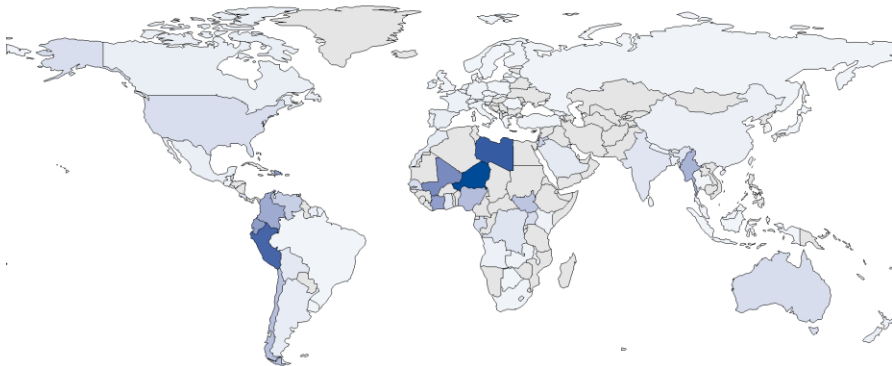
A. Jan-Dec, 2020



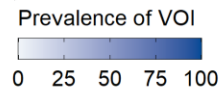
B. Jan-Mar, 2021



C. Apr-Jun, 2021



D. Jul-Aug, 2021



Reference

1. Rambaut A, Holmes EC, O'Toole Á, et al. A dynamic nomenclature proposal for SARS-CoV-2 lineages to assist genomic epidemiology. *Nature microbiology* 2020; **5**(11): 1403-7.
2. Konings F, Perkins MD, Kuhn JH, et al. SARS-CoV-2 Variants of Interest and Concern naming scheme conducive for global discourse. *Nature microbiology* 2021.
3. Paul P, France AM, Aoki Y, et al. Genomic Surveillance for SARS-CoV-2 Variants Circulating in the United States, December 2020-May 2021. *MMWR Morbidity and mortality weekly report* 2021; **70**(23): 846-50.
4. World Health Organization. Operational considerations to expedite genomic sequencing component of GISRS surveillance of SARS-CoV-2, 2021.
5. World Health Organization. Interim operational guidance on SARS-CoV-2 genomic surveillance in Africa: An updated guide, 2021.
6. European Centre for Disease Prevention and Control (ECDC). Detection and characterisation capability and capacity for SARS-CoV-2 variants within the EU/EEA. <https://www.ecdc.europa.eu/en/publications-data/detection-and-characterisation-capability-and-capacity-sars-cov-2-variants>.
7. Pan American Health Organization. COVID-19 Genomic Surveillance Regional Network. 2021. <https://www.paho.org/en/topics/influenza/covid-19-genomic-surveillance-regional-network> (accessed Aug 1 2021).
8. World Health Organization. Weekly operational update on COVID-19. 2021. <https://www.who.int/publications/m/item/weekly-operational-update-on-covid-19---4-august-2021> (accessed Aug 5 2021).
9. Next generation sequencing laboratory to be established in April. <https://montsame.mn/en/read/258007> (accessed Aug 5 2021).
10. Africa CDC. Africa Pathogen Genomics Initiative (PGI). 2021. <https://africacdc.org/institutes/africa-pathogen-genomics-initiative/> (accessed Jul 18 2021).
11. Avetyan D, Hakobyan S, Nikoghosyan M, et al. Molecular Genetic Analysis of SARS-CoV-2 Lineages in Armenia. *medRxiv* 2021: 2021.06.19.21259172.
12. Chen C, Nadeau S, Topolsky I, et al. Quantification of the spread of SARS-CoV-2 variant B.1.1.7 in Switzerland. *medRxiv* 2021: 2021.03.05.21252520.
13. Quéromès G, Destras G, Bal A, et al. Characterization of SARS-CoV-2 ORF6 deletion variants detected in a nosocomial cluster during routine genomic surveillance, Lyon, France. *Emerg Microbes Infect* 2021; **10**(1): 167-77.
14. Vogels CBF, Breban MI, Ott IM, et al. Multiplex qPCR discriminates variants of concern to enhance global surveillance of SARS-CoV-2. *PLoS biology* 2021; **19**(5): e3001236.
15. Rokić F, Trgovec-Greif L, Sučić N, et al. Diverse SARS-CoV-2 variants preceded the initial COVID-19 outbreak in Croatia. *Archives of virology* 2021; **166**(6): 1735-9.
16. Munitz A, Yechezkel M, Dickstein Y, Yamin D, Gerlic M. BNT162b2 vaccination effectively prevents the rapid rise of SARS-CoV-2 variant B.1.1.7 in high-risk populations in Israel. *Cell Rep Med* 2021; **2**(5): 100264.
17. Di Giallonardo F, Puglia I, Curini V, et al. Emergence and Spread of SARS-CoV-2 Lineages B.1.1.7 and P.1 in Italy. *Viruses* 2021; **13**(5).

18. Brejová B, Hodorová V, Boršová K, et al. Sequencing SARS-CoV-2 in Slovakia: An Unofficial Genomic Surveillance Report. *medRxiv* 2021: 2021.07.13.21260431.
19. Karacan I, Akgun TK, Agaoglu NB, et al. Genomic Diversity of the SARS-CoV-2 in Turkey and the Impact of Virus Genome Mutations on Clinical Outcomes. *medRxiv* 2020: 2020.12.25.20248851.
20. (2021) GCCC-GNCatCPHLNCWG. Canadian national COVID-19 genomics surveillance priorities for existing and emerging variants of concern. *Can Commun Dis Rep* 2021; **47**(3): 139-41.
21. Rego N, Costábile A, Paz M, et al. Real-Time Genomic Surveillance for SARS-CoV-2 Variants of Concern, Uruguay. *Emerging Infectious Disease journal* 2021; **27**(11).
22. Molina-Mora JA, Cordero-Laurent E, Godínez A, et al. SARS-CoV-2 genomic surveillance in Costa Rica: Evidence of a divergent population and an increased detection of a spike T1117I mutation. *Infection, genetics and evolution : journal of molecular epidemiology and evolutionary genetics in infectious diseases* 2021; **92**: 104872.
23. Márquez S, Prado-Vivar B, José Guadalupe J, et al. SARS-CoV-2 genome sequencing from COVID-19 in Ecuadorian patients: a whole country analysis. *medRxiv* 2021.
24. Hossain ME, Rahman MM, Alam MS, et al. Genome Sequence of a SARS-CoV-2 Strain from Bangladesh That Is Nearly Identical to United Kingdom SARS-CoV-2 Variant B.1.1.7. *Microbiol Resour Announc* 2021; **10**(8).
25. Saha S, Tanmoy AM, Hooda Y, et al. COVID-19 rise in Bangladesh correlates with increasing detection of B.1.351 variant. *BMJ Glob Health* 2021; **6**(5).
26. Jeewandara C, Jayathilaka D, Ranasinghe D, Hsu NS, Malavige GN. Genomic and epidemiological analysis of SARS-CoV-2 viruses in Sri Lanka. *medRxiv* 2021.
27. Park AK, Kim IH, Kim J, et al. Genomic Surveillance of SARS-CoV-2: Distribution of Clades in the Republic of Korea in 2020. *Osong public health and research perspectives* 2021; **12**(1): 37-43.
28. Douglas J, Geoghegan J, Hadfield J, et al. Real-Time Genomics for Tracking Severe Acute Respiratory Syndrome Coronavirus 2 Border Incursions after Virus Elimination, New Zealand. *Emerging Infectious Disease* 2021; **27**(9).
29. Chau NVV, Hong NTT, Ngoc NM, et al. Rapid whole-genome sequencing to inform COVID-19 outbreak response in Vietnam. *The Journal of infection* 2021; **82**(6): 276-316.
30. Tegally H, Ramuth M, Amoaka D, et al. Genomic epidemiology of SARS-CoV-2 in Mauritius reveals a new wave of infections dominated by the B.1.1.318, a variant under investigation. *medRxiv* 2021.
31. Dara A, Daou A, Sangare AK, et al. Sequencing SARS-CoV-2 in a malaria research laboratory in Mali, West Africa_the road to sequencing the first SARS-CoV-2 genome in Mali. *bioRxiv* 2021.
32. Yvan Butera EM, Maria Artesi, Jeanne D'Arc Umuringa, Áine Niamh O'Toole, Verity Hill, Stefan Rooke, Samuel Leandro Hong, Simon Dellicour, Onesphore Majyambere, Sebastien Bontems, Bouchra Boujemla, Josh Quick, Paola Cristina Resende, Nick Loman, Esperance Umumararungu, Alice Kabanda, Marylin Milumbu Murindahabi, Patrick Tuyisenge, Misbah Gashegu, Jean Paul Rwabihama, Reuben Sindayiheba, Djordje Gikic, Jacob Souopgui, Wilfred Ndifon, Robert Rutayisire, Swaibu Gatere, Tharcisse Mpunga, Daniel Ngamije, Vincent Bours, Andrew Rambaut, Sabin Nsanzimana, Guy Baele, Keith

- Durkin, Leon Mutesa, Nadine Rujeni. Genomic Sequencing of SARS-CoV-2 in Rwanda: evolution and regional dynamics. *medRxiv* 2021.
33. Wilkinson E, Giovanetti M, Tegally H, et al. A year of genomic surveillance reveals how the SARS-CoV-2 pandemic. 2021.
 34. Ntoumi F, Mfoutou Mapanguy CC, Tomazatos A, et al. Genomic surveillance of SARS-CoV-2 in the Republic of Congo. *Int J Infect Dis* 2021; **105**: 735-8.
 35. Merhi G, Trotter AJ, de Oliveira Martins L, et al. Replacement of the Alpha variant of SARS-CoV-2 by the Delta variant in Lebanon between April and June 2021. *medRxiv* 2021: 2021.08.10.21261847.
 36. Benslimane FM, Al Khatib HA, Al-Jamal O, et al. One year of SARS-CoV-2: Genomic characterization of COVID-19 outbreak in Qatar. *medRxiv* 2021.
 37. World Health Organization. Coronavirus disease (COVID-19) Weekly Epidemiological Update. 2021. <https://www.who.int/emergencies/diseases/novel-coronavirus-2019/situation-reports> (accessed Jul 18 2021).