

Advanced analysis in epidemiological modeling: Detection of wave

Abdon ATANGANA^{1,a}, Seda İĞRET ARAZ^{1,2}

¹AtanganaA@ufs.ac.za, Institute for Groundwater Studies,
Faculty of Natural and Agricultural Sciences, University of the Free State,
South Africa

^aDepartment of Medical Research, China Medical University Hospital,
China Medical University, Taichung, Taiwan

²Siirt University, Department of Mathematics Education, Siirt, Turkey

September 2, 2021

Abstract

Some mathematical concepts have been used in the last decades to predict the behavior of spread of infectious diseases. Among them, the reproductive number concept has been used in several published papers for study the stability of the spread. Some conditions were suggested to predict there would be either stability or instability. An analysis was also suggested to determine conditions under which infectious classes will increase or die out. Some authors pointed out limitations of the reproductive number, as they presented its inability to fairly help understand the spread patterns. The concept of strength number and analysis of second derivatives of the mathematical models were suggested as additional tools to help detect waves. In this paper, we aim at applying these additional analyses in a simple model to predict the future.

Keywords: Strength number, second derivative analysis, waves, piecewise modeling.

1 Introduction

Mathematical models of spread of disease have been used successfully with limitation to predict future behaviors of the spread. The main aim is to have an asymptotic idea of what the spread will look like in a near future, such that measures could be taking to help control and eradicate the spread of the virus. Several mathematical concepts have been suggested to help better analyze these models. During the modelling process, mathematicians or modelers first translate the observed facts into mathematical equations using either ordinary differential equations or partial differential equations [1-4]. The obtained system of equation either linear or nonlinear is further analyze. The first analysis consisting in obtaining equilibrium points (disease free and endemic). This analysis is often followed by analysis of stability that include global and asymptotic global stability, conditions under which the infectious classes will decrease, increase, or stay constant. The reproductive number

that can be obtained in different way for instance using the next generation of matrix is obtained to help predict either the spread will be stable or not. Then finally the study of the sign for the first derivative of the Lyapunov function associate to the system to also give clear idea of the stability. In thousands of papers published in this topics, similar analysis can be found, so far there is not major contribution that have been done after the idea of reproductive number was suggested. However, while checking with great care predictions done while using this analysis, one will easily see that this analysis cannot help humans predict waves in spread. For example, several mathematical models have been suggested to predict the spread of Covid-19, unwillingly no analysis help to predict the numbers of waves that humans will faced by Covid-19 spread [5-12]. In fact, some researchers showed that, the reproductive number was not sufficient to provide a clear behavior of the spread, although no attention was paid to such analysis, one will agree that suggested mathematical models and analysis done in the last decades have not really help to predict waves. Very recently, additional sets of analysis were suggested, first an evaluation equilibrium point of second derivative of the model, evaluation of conditions under which the second derivatives of infections classes are positive, negative or zero, calculation of strength number using next generation matrix and evaluation of sign of second derivative of Lyapunov function associate to the model. Additionally, it was also suggested that model should be derived with piecewise derivatives, in this paper we will apply that analysis to a simple epidemiological model.

2 A SEIR model

While the SEIR model has been used and analysed in many research works to predict spread of some infectious diseases. This model has been used to calculate the so-called reproductive, also they have calculated its respective equilibrium points including disease-free and endemic points. However, the model has not been used to check either the model can predict waves, or if the equilibrium points are local maximum or local minimum. In this section, a SEIR model will subjected to a different analysis that may help if such model is suitable for describing spread with waves.

$$\begin{aligned}\frac{dS(t)}{dt} &= \mu N - \mu S - \frac{\beta SI}{N} \\ \frac{dE(t)}{dt} &= \frac{\beta SI}{N} - (\tau + \mu) E \\ \frac{dI(t)}{dt} &= \tau E - (\gamma + \mu) I \\ \frac{dR(t)}{dt} &= \gamma I - \mu R\end{aligned}\tag{1}$$

where $N = S + E + I + R$. The initial conditions are as follows;

$$S(0) = S^0, E(0) = E^0, I(0) = I^0, R(0) = R^0.\tag{2}$$

Here $S(t)$ is the class of the susceptible individuals. $E(t)$ is the class of the exposed individuals. $I(t)$ is the class of the infected individuals. $R(t)$ is the class of the recovered individuals.

2.1 Positiveness and boundness of solutions

Just to start with primaries analysis, at least to show that the solutions are positive since they depict real world problem with positive values. In this subsection, we examine the conditions under which the positivity of the solutions of the considered model are satisfied. Let us start with the class $E(t)$

$$E(t) \geq E^0 e^{-(\tau+\mu)t}, \quad \forall t \geq 0.$$

For the function $I(t)$, we have the following inequalities

$$I(t) \geq I^0 e^{-(\gamma+\mu)t}, \quad \forall t \geq 0$$

and

$$R(t) \geq R^0 e^{-\mu t}, \quad \forall t \geq 0. \quad (3)$$

We shall define the norm

$$\|\lambda\|_\infty = \sup_{t \in D_\lambda} |\lambda(t)| \quad (4)$$

where D_λ is the domain of λ . Using the above norm, we get the following inequality for the function $S(t)$,

$$\begin{aligned} \dot{S}(t) &= \mu N - \mu S - \frac{\beta SI}{N}, \quad \forall t \geq 0 \\ &\geq -\left(\mu + \frac{\beta |I|}{|N|}\right) S, \quad \forall t \geq 0, \\ &\geq -\left(\mu + \frac{\beta \sup_{t \in D_I} |I|}{\sup_{x \in D_N} |N|}\right) S, \quad \forall t \geq 0 \\ &\geq -\left(\mu + \frac{\beta \|I\|_\infty}{\|N\|_\infty}\right) S, \quad \forall t \geq 0. \end{aligned} \quad (5)$$

This yields

$$S(t) \geq S^0 e^{-\left(\mu + \frac{\beta \|I\|_\infty}{\|N\|_\infty}\right)t}, \quad \forall t \geq 0. \quad (6)$$

2.2 Analysis of equilibrium points

In this subsection, we give a detailed analysis about equilibrium points. Disease-free equilibrium for this model is

$$E^0(N, 0, 0, 0, 0). \quad (7)$$

To get the endemic equilibrium points, we need to solve the following system

$$\begin{aligned} \mu N - \mu S - \frac{\beta SI}{N} &= 0 \\ \frac{\beta SI}{N} - (\tau + \mu) E &= 0 \\ \tau E - (\gamma + \mu) I &= 0 \\ \gamma I - \mu R &= 0. \end{aligned} \quad (8)$$

Then the endemic equilibrium points are

$$\begin{aligned}
 S^* &= \frac{N(\mu^2 + \mu\tau + \mu\gamma + \gamma\tau)}{\tau\beta} \\
 E^* &= -\frac{(\mu^2 + \mu\tau + \mu\gamma - \tau\beta + \gamma\tau)\mu N}{\tau\beta(\tau + \mu)} \\
 I^* &= -\frac{N\mu(\mu^2 + \mu\tau + \mu\gamma - \tau\beta + \gamma\tau)}{\beta(\mu^2 + \mu\tau + \mu\gamma + \gamma\tau)} \\
 R^* &= -\frac{N\gamma(\mu^2 + \mu\tau + \mu\gamma - \tau\beta + \gamma\tau)}{\beta(\mu^2 + \mu\tau + \mu\gamma + \gamma\tau)}.
 \end{aligned} \tag{9}$$

The above endemic equilibrium are valid if the following inequality holds

$$-\mu^2 - \mu\tau - \mu\gamma - \gamma\tau + \tau\beta > 0 \tag{10}$$

namely

$$1 > \frac{\mu^2 + \mu\tau + \mu\gamma + \gamma\tau}{\tau\beta}. \tag{11}$$

2.3 Reproduction number

To proceed with our preliminary analysis, we shall present here the derivation of the so-called reproductive number. This is important value in the field of epidemiological modelling, as it was revealed to help to have an understanding the stability conditions. It was documented that, if this number is less than 1, we can expect stability, however if this number is greater than 1, we could expect instability. Nonetheless, it was reported that the value is obtained with different ways. However, in this case we will utilize the next matrix approach to achieve the reproductive value.

$$\begin{aligned}
 \dot{E} &= \frac{\beta SI}{N} - (\tau + \mu)E \\
 \dot{I} &= \tau E - (\gamma + \mu)I.
 \end{aligned}$$

Using the next generation matrix approach [13], we calculate the matrices F and V^{-1} as

$$F = \begin{bmatrix} 0 \\ \frac{\beta S}{N} \end{bmatrix}, V^{-1} = \begin{bmatrix} \frac{1}{\tau + \mu} & 0 \\ \frac{\tau}{(\tau + \mu)(\gamma + \mu)} & \frac{1}{\gamma + \mu} \end{bmatrix}. \tag{12}$$

Then, the reproduction number is obtained as

$$R_0 = \frac{\beta}{(\gamma + \mu)}. \tag{13}$$

2.4 Strength number

Although the so-called reproductive number has been used in thousands of research papers in epidemiological modelling with some success and great limitations. While this concept has been employed to determine either or not the spread will be severe, some great weaknesses have been pointed out by some researchers, for example they sadly realized that such value is not unique as it can be obtained via different methods. Another issue was raised that, this number should have been a function of time not a constant value. Additionally, it was also noticed that a reproductive number cannot be used to indicate either a model will predict waves or not. Very recently an alternative number was suggested and was called strength number, of course this number will be subjected to several test to see either it can be used to help to detect some complexities in the spread, at least it this number can help detect waves in a spread. The value was derived using the next generation matrix, by taking the second derivative of infectious classes. In this section, we will present the strength number associate to SEIR model.

$$\begin{aligned} \frac{\partial}{\partial I} \left(\frac{\beta SI}{N} \right) &= \beta S \frac{\partial}{\partial I} \left(\frac{(N - \dot{N}I)}{N^2} \right) \\ &= -\frac{\beta S}{N^2}. \end{aligned} \quad (14)$$

In this case, we can have the following

$$F_A = \begin{bmatrix} 0 \\ -\frac{\beta S}{N^2} \end{bmatrix}. \quad (15)$$

Then

$$\det(F_A V^{-1} - \lambda I) = 0 \quad (16)$$

yields

$$A_0 = -\frac{S\beta\tau}{N^2(\tau + \mu)(\gamma + \mu)} < 0. \quad (17)$$

Having obtained the strength number to be less than zero will lead us to a great conclusion that will further be confirmed using a different analysis consisting in finding local minimum, local maximum, and inflection points. Thus, having strength a negative number is an indication that the SEIR model will have a single magnitude, either maximum point with two inflection points indicating a single wave or infection will decrease rapidly from the disease-free equilibrium and with renewal process the infection will raise after a minimum point and then be stabilized or stop latter on. This will be confirmed while studying sign of second derivative of infectious classes.

2.5 First derivative of Lyapunov

For the endemic Lyapunov function, $\{S, E, I, R\}$, $\dot{L} < 0$ is the endemic equilibrium E^* .

Theorem 1. When the reproductive number $R_0 > 1$, the endemic equilibrium points E^* of the SEIR model is globally asymptotically stable.

Proof. For proof, the Lyapunov function can be written as

$$L(S^*, E^*, I^*, R^*) = \left(S - S^* - S^* \log \frac{S^*}{S} \right) + \left(E - E^* - E^* \log \frac{E^*}{E} \right) + \left(I - I^* - I^* \log \frac{I^*}{I} \right) + \left(R - R^* - R^* \log \frac{R^*}{R} \right). \quad (18)$$

Therefore, applying the derivative respect to t on both sides yields

$$\begin{aligned} \frac{dL}{dt} &= \dot{L} = \left(\frac{S - S^*}{S} \right) \dot{S} + \left(\frac{E - E^*}{E} \right) \dot{E} \\ &\quad + \left(\frac{I - I^*}{I} \right) \dot{I} + \left(\frac{R - R^*}{R} \right) \dot{R}. \end{aligned} \quad (19)$$

Now, we can write their values for derivatives as follows

$$\begin{aligned} \frac{dL}{dt} &= \left(\frac{S - S^*}{S} \right) \left(\mu N - \mu S - \frac{\beta SI}{N} \right) \\ &\quad + \left(\frac{E - E^*}{E} \right) \left(\frac{\beta SI}{N} - (\tau + \mu) E \right) \\ &\quad + \left(\frac{I - I^*}{I} \right) (\tau E - (\gamma + \mu) I) \\ &\quad + \left(\frac{R - R^*}{R} \right) (\gamma I - \mu R). \end{aligned} \quad (20)$$

Putting $S = S - S^*$, $E = E - E^*$, $I = I - I^*$, $R = R - R^*$ leads to

$$\begin{aligned} \frac{dL}{dt} &= \left(\frac{S - S^*}{S} \right) \left(\mu N - \mu(S - S^*) - \frac{\beta(S - S^*)(I - I^*)}{N} \right) \\ &\quad + \left(\frac{E - E^*}{E} \right) \left(\frac{\beta(S - S^*)(I - I^*)}{N} - (\tau + \mu)(E - E^*) \right) \\ &\quad + \left(\frac{I - I^*}{I} \right) (\tau(E - E^*) - (\gamma + \mu)(I - I^*)) \\ &\quad + \left(\frac{R - R^*}{R} \right) (\gamma(I - I^*) - \mu(R - R^*)). \end{aligned} \quad (21)$$

We can organize the above as follows

$$\begin{aligned} \frac{dL}{dt} = & \mu N - \mu N \frac{S^*}{S} - \frac{(S - S^*)^2}{S} \mu - \frac{(S - S^*)^2}{S} \frac{\beta I}{N} + \frac{(S - S^*)^2}{S} \frac{\beta I^*}{N} \\ & - \frac{E^* \beta}{E N} SI + \frac{E^* \beta}{E N} SI^* + \frac{E^* \beta}{E N} S^* I - \frac{E^* \beta}{E N} S^* I^* \\ & - \frac{(E - E^*)^2}{E} (\tau + \mu) - \frac{(I - I^*)^2}{I} (\gamma + \mu) + \tau E - \tau E^* \\ & - \frac{I^*}{I} \tau E + \frac{I^*}{I} \tau E^* + \gamma I - \gamma I^* - \frac{R^*}{R} \gamma I + \frac{R^*}{R} \gamma I^* - \frac{(R - R^*)^2}{R} \mu. \end{aligned} \quad (22)$$

To avoid the complexity, the above can be written as

$$\frac{dL}{dt} = \Sigma - \Omega \quad (23)$$

where

$$\begin{aligned} \Sigma = & \mu N + \frac{(S - S^*)^2}{S} \frac{\beta I^*}{N} + \frac{E^* \beta}{E N} SI^* + \frac{E^* \beta}{E N} S^* I \\ & + \tau E + \frac{I^*}{I} \tau E^* + \gamma I + \frac{R^*}{R} \gamma I^* \end{aligned}$$

and

$$\begin{aligned} \Omega = & \mu N \frac{S^*}{S} + \frac{(S - S^*)^2}{S} \mu + \frac{(S - S^*)^2}{S} \frac{\beta I}{N} + \frac{E^* \beta}{E N} SI + \frac{E^* \beta}{E N} S^* I^* \\ & + \frac{(E - E^*)^2}{E} (\tau + \mu) + \frac{(I - I^*)^2}{I} (\gamma + \mu) + \tau E^* \\ & + \frac{I^*}{I} \tau E + \gamma I^* + \frac{R^*}{R} \gamma I + \frac{(R - R^*)^2}{R} \mu. \end{aligned}$$

It is concluded that if $\Sigma < \Omega$, this yields $\frac{dL}{dt} < 0$, however when $S = S^*, E = E^*, I = I^*, R = R^*$

$$0 = \Sigma - \Omega \quad \Rightarrow \quad \frac{dL}{dt} = 0. \quad (24)$$

We can see that the largest compact invariant set for the suggested model model in

$$\left\{ (S^*, E^*, I^*, R^*) \in \Gamma : \frac{dL}{dt} = 0 \right\} \quad (25)$$

is the point $\{E_*\}$ the endemic equilibrium of the considered model. By the help of the Lasalle's invariance concept, it follows that E_* is globally asymptotically stable in Γ if $\Sigma < \Omega$.

2.6 Second derivative of Lyapunov

While the sign of the first derivative of a Lyapunov function helps to appreciate the stability, one should note that, analysis of first derivative of a given function cannot fully help to understand the

variabilities of the function under study. Further analysis are required to all the particularities of the variations. We thus present an analysis of second derivative of the associated Lyapunov function of our model.

$$\begin{aligned} \frac{d\dot{L}}{dt} &= \frac{d}{dt} \left\{ \begin{aligned} &\left(1 - \frac{S^*}{S}\right) \dot{S} + \left(1 - \frac{E^*}{E}\right) \dot{E} + \left(1 - \frac{I^*}{I}\right) \dot{I} \\ &+ \left(1 - \frac{R^*}{R}\right) \dot{R} \end{aligned} \right\} \\ &= \left(\frac{\dot{S}}{S}\right)^2 S^* + \left(\frac{\dot{E}}{E}\right)^2 E^* + \left(\frac{\dot{I}}{I}\right)^2 I^* + \left(\frac{\dot{R}}{R}\right)^2 R^* + \left(1 - \frac{S^*}{S}\right) \ddot{S} \\ &\quad + \left(1 - \frac{E^*}{E}\right) \ddot{E} + \left(1 - \frac{I^*}{I}\right) \ddot{I} + \left(1 - \frac{R^*}{R}\right) \ddot{R}. \end{aligned} \quad (26)$$

Here

$$\begin{aligned} \ddot{S} &= \mu \dot{N} - \mu \dot{S} - \beta \left(\frac{(\dot{S}I + \dot{I}S)N - \dot{N}SI}{N^2} \right) \\ \ddot{E} &= \beta \left(\frac{(\dot{S}I + \dot{I}S)N - \dot{N}SI}{N^2} \right) - (\tau + \mu) \dot{E} \\ \ddot{I} &= \tau \dot{E} - (\gamma + \mu) \dot{I} \\ \ddot{R} &= \gamma \dot{I} - \mu \dot{R}. \end{aligned} \quad (27)$$

Then, we have

$$\begin{aligned} \frac{d\dot{L}}{dt} &= \left(\frac{\dot{S}}{S}\right)^2 S^* + \left(\frac{\dot{E}}{E}\right)^2 E^* + \left(\frac{\dot{I}}{I}\right)^2 I^* + \left(\frac{\dot{R}}{R}\right)^2 R^* \\ &\quad + \left(1 - \frac{S^*}{S}\right) \left(\mu \dot{N} - \mu \dot{S} - \beta \left(\frac{(\dot{S}I + \dot{I}S)N - \dot{N}SI}{N^2} \right) \right) \\ &\quad + \left(1 - \frac{E^*}{E}\right) \left(\beta \left(\frac{(\dot{S}I + \dot{I}S)N - \dot{N}SI}{N^2} \right) - (\tau + \mu) \dot{E} \right) \\ &\quad + \left(1 - \frac{I^*}{I}\right) \left(\tau \dot{E} - (\gamma + \mu) \dot{I} \right) \\ &\quad + \left(1 - \frac{R^*}{R}\right) \left(\gamma \dot{I} - \mu \dot{R} \right) \end{aligned} \quad (28)$$

and

$$\begin{aligned}
 \frac{d^2 L}{dt^2} &= \dot{\Pi}(S, E, I, R) + \mu \left(1 - \frac{S^*}{S}\right) \dot{N} - \mu \left(1 - \frac{S^*}{S}\right) \dot{S} \\
 &\quad - \beta \left(1 - \frac{S^*}{S}\right) \left(\frac{(\dot{S}I + I\dot{S})N - \dot{N}SI}{N^2} \right) \\
 &\quad + \left(1 - \frac{E^*}{E}\right) \beta \left(\frac{(\dot{S}I + I\dot{S})N - \dot{N}SI}{N^2} \right) - \left(1 - \frac{E^*}{E}\right) (\tau + \mu) \dot{E} \\
 &\quad + \left(1 - \frac{I^*}{I}\right) \tau \dot{E} - (\gamma + \mu) \left(1 - \frac{I^*}{I}\right) \dot{I} \\
 &\quad + \left(1 - \frac{R^*}{R}\right) \gamma \dot{I} - \left(1 - \frac{R^*}{R}\right) \mu \dot{R}.
 \end{aligned} \tag{29}$$

After replacing $\dot{S}(t)$, $\dot{E}(t)$, $\dot{I}(t)$ and $\dot{R}(t)$ by their formula from the considered model and putting all together, we can get

$$\begin{aligned}
 \frac{d^2 L}{dt^2} &= \dot{\Pi}(S, E, I, R) - \mu \left(1 - \frac{S^*}{S}\right) \left(\mu N - \mu S - \frac{\beta SI}{N} \right) \\
 &\quad - \beta \left(1 - \frac{S^*}{S}\right) \left(\frac{\left(\left(\mu N - \mu S - \frac{\beta SI}{N} \right) I + (\tau E - (\gamma + \mu) I) S \right)}{N} \right) \\
 &\quad + \left(1 - \frac{E^*}{E}\right) \beta \left(\frac{\left(\left(\mu N - \mu S - \frac{\beta SI}{N} \right) I + (\tau E - (\gamma + \mu) I) S \right)}{N} \right) \\
 &\quad - \left(1 - \frac{E^*}{E}\right) (\tau + \mu) \left(\frac{\beta SI}{N} - (\tau + \mu) E \right) \\
 &\quad + \left(1 - \frac{I^*}{I}\right) \tau \left(\frac{\beta SI}{N} - (\tau + \mu) E \right) - (\gamma + \mu) \left(1 - \frac{I^*}{I}\right) (\tau E - (\gamma + \mu) I) \\
 &\quad + \left(1 - \frac{R^*}{R}\right) \gamma (\tau E - (\gamma + \mu) I) - \left(1 - \frac{R^*}{R}\right) \mu (\gamma I - \mu R).
 \end{aligned} \tag{30}$$

For simplicity, we can write

$$\frac{d^2 L}{dt^2} = \Omega_1 - \Omega_2 \tag{31}$$

where

$$\begin{aligned}
 \Omega_1 = & \dot{\Pi}(S, E, I, R) + \mu^2 S + \mu \frac{\beta SI}{N} + \mu^2 \frac{S^*}{S} N + \beta \frac{S^*}{S} \mu I \\
 & + \beta \frac{S^*}{S} \frac{\tau ES}{N} + \frac{\beta^2 SI^2}{N^2} + \beta \frac{\mu SI + (\gamma + \mu) IS}{N} + \beta \mu I + \beta \frac{\tau ES}{N} \\
 & + \frac{E^*}{E} \frac{\beta^2 SI^2}{N^2} + \beta \frac{E^*}{E} \frac{(\mu SI + (\gamma + \mu) IS)}{N} + \frac{E^*}{E} (\tau + \mu) \frac{\beta SI}{N} + (\tau + \mu)^2 E \\
 & + \tau \frac{\beta SI}{N} + \frac{I^*}{I} \tau (\tau + \mu) E + (\gamma + \mu)^2 I + (\gamma + \mu) \frac{I^*}{I} \tau E \\
 & + \gamma \tau E + \frac{R^*}{R} \gamma (\gamma + \mu) I + \frac{R^*}{R} \gamma I \mu + \mu^2 R
 \end{aligned} \tag{32}$$

and

$$\begin{aligned}
 \Omega_2 = & \mu^2 N + \mu^2 S^* + \mu S^* \frac{\beta I}{N} + \beta \mu I + \beta \frac{\tau ES}{N} + \beta \frac{S^*}{S} \left(\frac{\beta SI^2}{N^2} + \frac{\mu SI + (\gamma + \mu) IS}{N} \right) \\
 & + \left(\frac{\beta^2 SI^2}{N^2} + \beta \frac{\mu SI + (\gamma + \mu) IS}{N} \right) + \frac{E^*}{E} \beta \left(\mu I + \frac{\tau ES}{N} \right) \\
 & + (\tau + \mu) \frac{\beta SI}{N} + \frac{E^*}{E} (\tau + \mu) \frac{\beta SI}{N} + \tau (\tau + \mu) E + \frac{I^*}{I} \tau \frac{\beta SI}{N} \\
 & + (\gamma + \mu) \tau E + \frac{I^*}{I} (\gamma + \mu)^2 I + (\gamma (\gamma + \mu) I) \\
 & + \frac{R^*}{R} \gamma \tau E + \mu \gamma I + \frac{R^*}{R} \mu^2 R.
 \end{aligned} \tag{33}$$

It can be seen that

$$\begin{aligned}
 \text{If } \Omega_1 > \Omega_2 & \text{ then } \frac{d^2 L}{dt^2} > 0 \\
 \text{If } \Omega_1 < \Omega_2 & \text{ then } \frac{d^2 L}{dt^2} < 0 \\
 \text{If } \Omega_1 = \Omega_2 & \text{ then } \frac{d^2 L}{dt^2} = 0.
 \end{aligned} \tag{34}$$

2.7 Equilibrium points for second order

Since the equilibrium points also help to get information on curvatures, in this subsection, we aim to find the equilibrium points of second order derivative of our solutions. Thus, we write

$$\begin{aligned}
 \ddot{S} &= -\mu^2 N + \mu^2 S - \beta\mu I + 2\beta\mu \frac{SI}{N} + \beta^2 S \left(\frac{I}{N}\right)^2 - \beta\tau \frac{SE}{N} + (\gamma + \mu) \beta \frac{SI}{N} \\
 \ddot{E} &= \beta\mu I - \beta\mu \frac{SI}{N} - \beta^2 S \left(\frac{I}{N}\right)^2 + \beta \frac{S}{N} \tau E - \beta \frac{S}{N} (\gamma + \mu) I - (\tau + \mu) \frac{\beta SI}{N} + (\tau + \mu)^2 E \\
 \ddot{I} &= \tau \frac{\beta SI}{N} - \tau(\tau + \mu) E - (\gamma + \mu) \tau E + (\gamma + \mu)^2 I \\
 \ddot{R} &= \gamma\tau E - \gamma(\gamma + \mu) I - \mu\gamma I + \mu^2 R.
 \end{aligned} \tag{35}$$

The disease-free equilibrium point of second order derivative of model is

$$E^{*\circ} = (N, 0, 0, 0). \tag{36}$$

and the endemic equilibrium points of second order derivative of the model is

$$\begin{aligned}
 S^{*\circ} &= \frac{N(\mu^2 + \mu\tau + \mu\gamma + \gamma\tau)}{\tau\beta} \\
 E^{*\circ} &= -\frac{(\mu^2 + \mu\tau + \mu\gamma - \tau\beta + \gamma\tau)\mu N}{\tau\beta(\tau + \mu)} \\
 I^{*\circ} &= -\frac{N\mu(\mu^2 + \mu\tau + \mu\gamma - \tau\beta + \gamma\tau)}{\beta(\mu^2 + \mu\tau + \mu\gamma + \gamma\tau)} \\
 R^{*\circ} &= -\frac{N\gamma(\mu^2 + \mu\tau + \mu\gamma - \tau\beta + \gamma\tau)}{\beta(\mu^2 + \mu\tau + \mu\gamma + \gamma\tau)}.
 \end{aligned} \tag{37}$$

For the classes $I(t)$, $E(t)$ to increase, we need

$$\begin{aligned}
 \dot{E}(t) &= \frac{\beta SI}{N} - (\tau + \mu) E \\
 \dot{I}(t) &= \tau E - (\gamma + \mu) I.
 \end{aligned} \tag{38}$$

Indeed for the endemic process, we can consider the following

$$\begin{cases} \dot{E}(t) > 0 \Rightarrow \frac{\beta SI}{N} > (\tau + \mu) E \\ \dot{I}(t) > 0 \Rightarrow \tau E > (\gamma + \mu) I \end{cases} \tag{39}$$

and since $\frac{S}{N} < 1$

$$\begin{cases} \beta I > (\tau + \mu) E \\ \frac{\tau}{\gamma + \mu} > \frac{I}{E} \end{cases} \tag{40}$$

Thus,

$$\begin{cases} \frac{I}{E} > \frac{(\tau + \mu)}{\beta} \\ \frac{\tau}{\gamma + \mu} > \frac{I}{E} \end{cases} \Rightarrow \frac{(\tau + \mu)}{\beta} < \frac{I}{E} < \frac{\tau}{\gamma + \mu}. \tag{41}$$

$E(t)$ and $I(t)$ classes will increase if the following conditions

$$\frac{(\tau + \mu)}{\beta} < \frac{I}{E} < \frac{\tau}{\gamma + \mu}. \quad (42)$$

We are now checking local maximum, local minimum or inflection points. We have two equilibrium point including the disease-free and endemic. To achieve this, we consider the second derivative of the infectious classes

$$\begin{aligned} \ddot{E}(t) &= \beta \left[\frac{\dot{S}IN + \dot{I}SN - \dot{N}SI}{N^2} \right] - (\tau + \mu) \dot{E} \\ \ddot{I}(t) &= \tau \dot{E} - (\gamma + \mu) \dot{I}. \end{aligned} \quad (43)$$

At E^0 , we have that

$$\begin{aligned} \ddot{E}(t) &= 0 \\ \ddot{I}(t) &= 0 \end{aligned} \quad (44)$$

which can be considered as a changing point of the spread. Meaning at this point, we could see any increase in number of infectious classes. Also, at E^{0*} , endemic equilibrium $\dot{S}(t) = \dot{E}(t) = \dot{I}(t) = 0$. Thus $\ddot{E}(t) = \ddot{I}(t) = 0$ also. The model predicts two changing points, therefore, it is expected to have either a maximum or minimum point.

We shall evaluate the sign of \ddot{E} and \ddot{I} functions

$$\begin{aligned} \beta \left[\frac{\dot{S}IN + \dot{I}SN - \dot{N}SI}{N^2} \right] - (\tau + \mu) \dot{E} &> 0 \\ \tau \dot{E} - (\gamma + \mu) \dot{I} &> 0, \end{aligned} \quad (45)$$

$$\begin{aligned} \beta \left[\frac{\left(\mu N - \mu S - \frac{\beta SI}{N} \right) I + (\tau E - (\gamma + \mu) I) S}{N} \right] &> (\tau + \mu) \frac{\beta SI}{N} - (\tau + \mu) E \\ \tau \frac{\beta SI}{N} - (\gamma + \mu)^2 I &> (\gamma + 2\mu + \tau) \tau E, \end{aligned} \quad (46)$$

$$\begin{aligned} \beta \mu I - \beta \mu SI - \frac{\beta^2 SI^2}{N^2} + \frac{\beta S \tau E}{N} - \frac{\beta (\gamma + \mu) IS}{N} &> (\tau + \mu) \frac{\beta SI}{N} - (\tau + \mu)^2 E \\ (\beta \tau + (\gamma + \mu)^2) I &> (\gamma + 2\mu + \tau) \tau E, \end{aligned} \quad (47)$$

and

$$\begin{aligned} \beta \mu I + \frac{\beta S \tau E}{N} + (\tau + \mu)^2 E &> (\tau + \mu) \frac{\beta SI}{N} + \beta \mu SI + \frac{\beta^2 SI^2}{N^2} + \frac{\beta (\gamma + \mu) IS}{N} \\ (\beta \tau + (\gamma + \mu)^2) I &> (\gamma + 2\mu + \tau) \tau E. \end{aligned} \quad (48)$$

Since $\frac{S}{N} < 1$, then we can write

$$\begin{cases} \beta\mu I + \beta\tau E + (\tau + \mu)^2 E > \frac{\beta S}{N} \left[\mu I + \frac{\beta I^2}{N} + (\gamma + \mu) I + (\tau + \mu) I \right] \\ (\beta\tau + (\gamma + \mu)^2) I > (\gamma + 2\mu + \tau) \tau E \end{cases}, \quad (49)$$

$$\begin{cases} \beta\mu \frac{I}{E} + \beta\tau + (\tau + \mu)^2 > \frac{\beta S}{N} \left[\mu \frac{I}{E} + \frac{\beta I^2}{NE} + (\gamma + \mu) \frac{I}{E} + (\tau + \mu) \frac{I}{E} \right] \\ \frac{I}{E} > \frac{(\gamma + 2\mu + \tau)\tau}{(\beta\tau + (\gamma + \mu)^2)} \end{cases}, \quad (50)$$

$$\begin{cases} \beta\tau + (\tau + \mu)^2 > \frac{\beta SI}{NE} [\gamma + 3\mu + \tau] - \beta\mu \frac{I}{E} \\ \frac{I}{E} > \frac{(\gamma + 2\mu + \tau)\tau}{(\beta\tau + (\gamma + \mu)^2)} \end{cases}, \quad (51)$$

$$\begin{cases} \beta\tau + (\tau + \mu)^2 > \frac{I}{E} \left[\frac{\beta S}{N} (\gamma + 3\mu + \tau) - \beta\mu \right] \\ \frac{I}{E} > \frac{(\gamma + 2\mu + \tau)\tau}{(\beta\tau + (\gamma + \mu)^2)} \end{cases}, \quad (52)$$

$$\begin{cases} \frac{\beta\tau + (\tau + \mu)^2}{\frac{\beta S}{N} (\gamma + 3\mu + \tau) - \beta\mu} > \frac{I}{E} \\ \frac{I}{E} > \frac{(\gamma + 2\mu + \tau)\tau}{(\beta\tau + (\gamma + \mu)^2)} \end{cases}, \quad (53)$$

with $\frac{S}{N} > \frac{\mu}{(\gamma + 3\mu + \tau)}$. Thus we have the following condition

$$\frac{(\gamma + 2\mu + \tau)\tau}{(\beta\tau + (\gamma + \mu)^2)} < \frac{I}{E} < \frac{\beta\tau + (\tau + \mu)^2}{\frac{\beta S}{N} (\gamma + 3\mu + \tau) - \beta\mu}. \quad (54)$$

On the other hand if

$$\begin{aligned} \ddot{E}(t) &< 0 \\ \ddot{I}(t) &< 0. \end{aligned} \quad (55)$$

From this inequality, we have

$$\begin{aligned} \beta\mu I + (\tau + \mu)^2 E &< (\tau + \mu) \beta I + \beta\mu I + \beta^2 I^2 + \beta(\gamma + \mu) I \\ (\gamma + \mu)^2 I &< (\gamma + 2\mu + \tau) \tau E \end{aligned} \quad (56)$$

and

$$\begin{cases} \frac{(\tau + \mu)^2}{(\beta^2 N + \beta(\gamma + \mu))} < \frac{I}{E} \\ \frac{I}{E} < \frac{(\gamma + 2\mu + \tau)\tau}{(\gamma + \mu)^2} \end{cases}. \quad (57)$$

Therefore

$$\begin{cases} \ddot{E}(t) < 0 \\ \ddot{I}(t) < 0 \end{cases} \Rightarrow \frac{(\tau + \mu)^2}{(\beta^2 N + \beta(\gamma + \mu))} < \frac{I}{E} < \frac{(\gamma + 2\mu + \tau)\tau}{(\gamma + \mu)^2}. \quad (58)$$

In Figure 1, we present a numerical simulation showing the condition under which the two infection classes admit negative second derivatives. The theoretical interpretation of such condition will therefore follow;

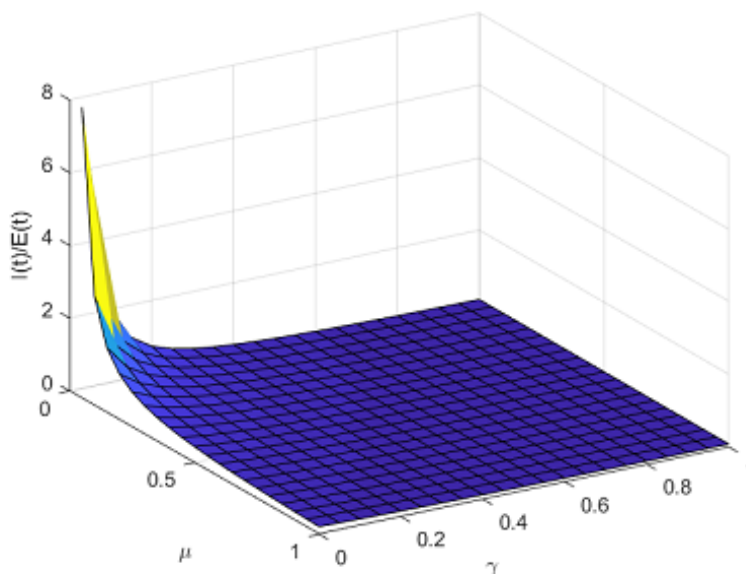


Figure 1. Waves test condition.

Under this condition, the SEIR model may not be able to depict more than two waves. The model shows that the spread will have only one peak and then die out later with no renewal force. In literature, however such model has been used to depict spread of infectious diseases with different waves.

3 Numerical solution of the model with exponential decay process

In this section, we present a numerical scheme based on Newton polynomial for the numerical solution of the considered model with piecewise differential and integral operators [14,15]. We start with the piecewise SEIR model with classical and stochastic Caputo-Fabrizio case which is given by

$$\begin{cases} X_t = F(t, X), \text{ if } 0 \leq t \leq T_1 \\ X_i(0) = x_{i,0}, \\ {}_0^{CF}D_t^\alpha X = F(t, X) dt + \sigma_i X_i B_i(t) \text{ if } T_1 \leq t \leq T_2 \\ X_i(T_1) = x_{i,0}, 0 < \alpha \leq 1 \end{cases} \quad (59)$$

Here

$$X = (S, E, I, R), F(t, X) = (f_i(t, X))_{i=1, \dots, 4}.$$

Applying the associated integral, we can have

$$X = \begin{cases} X_t = X_i(0) + \int_0^t F(\tau, X) d\tau, \text{ if } 0 \leq t \leq T_1 \\ X_i(0) = x_{i,0}, \\ X_i(T_1) + \frac{1-\alpha}{M(\alpha)} F(t, X) + \frac{\alpha}{M(\alpha)} \int_0^t F(\tau, X) d\tau \\ + \frac{1-\alpha}{M(\alpha)} \sigma_i X_i B_i(t) + \frac{\alpha}{M(\alpha)} \int_0^t \sigma_i X_i B_i(\tau) d\tau \\ X_i(T_1) = x_{i,0}, i = 1, \dots, 4, 0 < \alpha \leq 1 \end{cases} \text{ if } T_1 \leq t \leq T_2 \quad (60)$$

We divide $[0, T]$ in two

$$0 \leq t_0 \leq t_1 \leq \dots \leq t_{n_1} = T_1 \leq t_{n_1+1} \leq t_{n_1+2} \leq \dots \leq t_{n_2} = T_2.$$

Interpolating $f_i(t, X_i)$ using the Newton polynomial within $[t_n, t_{n+1}]$ yields

$$\begin{cases} X_i^{n_1} = X_i(0) + \sum_{j_1=2}^{n_1} \left[\begin{array}{l} \frac{23}{12} F(t_{j_1}, X_{j_1}) \\ -\frac{4}{3} F(t_{j_1-1}, X_{j_1-1}) \\ +\frac{5}{12} F(t_{j_1-2}, X_{j_1-2}) \end{array} \right] \Delta t, 0 \leq t \leq T_1 \\ X_i^{n_2} = X_i(T_1) + \frac{(1-\alpha)}{M(\alpha)} F(t_{n_2}, X_{n_2}) \\ + \frac{\alpha \Delta t}{M(\alpha)} \sum_{j_2=n_1+3}^{n_2} \left[\begin{array}{l} \frac{23}{12} f(t_{j_2}, X_{j_2}) \\ +\sigma_i X_{j_1} (B_i(t_{j_2+1}) - B_i(t_{j_2})) \\ -\frac{4}{3} f(t_{j_2-1}, X_{j_2-1}) \\ +\sigma_i X_{j_1} (B_i(t_{j_2}) - B_i(t_{j_2-1})) \\ +\frac{5}{12} f(t_{j_2-2}, X_{j_2-2}) \\ +\sigma_i X_{j_1} (B_i(t_{j_2-1}) - B_i(t_{j_2-2})) \end{array} \right], T_1 \leq t \leq T_2 \end{cases} \quad (61)$$

The parameters and initial conditions are given as

$$\begin{aligned} X_1(0) &= 1000, X_2(0) = 1, X_3(0) = 0, X_4(0) = 0, X_1(T_1) = 999.2, \\ X_2(T_2) &= 0.4924, X_1(T_3) = 0.1847, X_1(T_4) = 0.1109 \end{aligned} \quad (62)$$

and

$$\begin{aligned} N &= 1000, T_1 = 50, \beta = 64/30, \mu = 0.5, \tau = 0.3, \gamma = 0.3, \\ \sigma_1 &= 0.2, \sigma_2 = 0.12, \sigma_3 = 0.2, \sigma_4 = 0.24. \end{aligned} \quad (63)$$

The simulation of the numerical solution of the model is depicted in Figure 2.

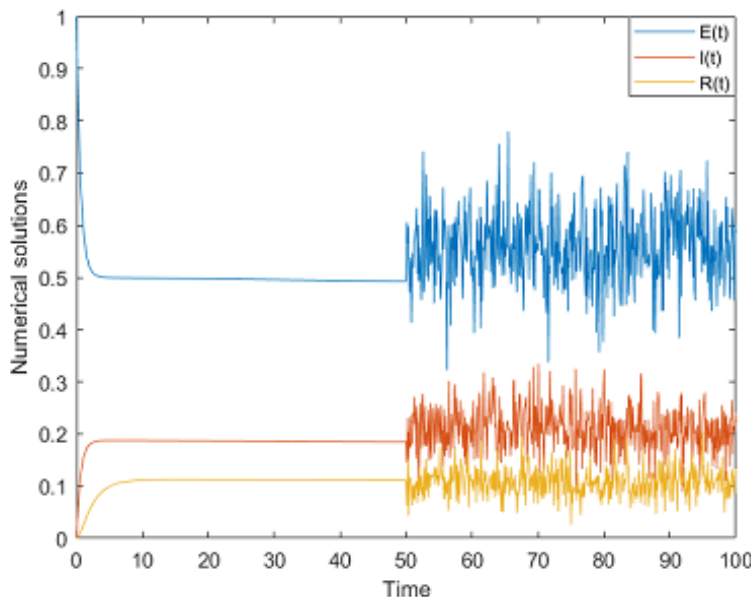


Figure 2. Numerical simulation of SEIR model for $\alpha = 0.7$.

In this example, some parameters of the model are chosen such that $\frac{\tau\beta}{(\gamma+\mu)(\tau+\mu)} = 1$ which can be observed from the equation (39).

4 Numerical solution of the model with Mittag-Leffler process

In this section, we adopt the numerical scheme for the model where first part is classical and second part is the fractional derivative with the generalized Mittag-Leffler kernel. It is important noting that a model with the generalized Mittag-Leffler helps capture processes, with a passage from stretched exponential to power-law with no steady state.

$$\left\{ \begin{array}{l} X = F(t, X), \text{ if } 0 \leq t \leq T_1 \\ X_i(0) = x_{i,0}, \\ {}_0^{ABC}D_t^\alpha X = F(t, X) dt + \sigma_i X_i B_i I(t) \text{ if } T_1 \leq t \leq T_2 \\ X_i(T_1) = x_{i,0}, 0 < \alpha \leq 1 \end{array} \right. \quad (64)$$

Applying the Atangana-Baleanu integral, we obtain the following equality

$$\left\{ \begin{array}{l} X I = X_i(0) + \int_0^t F(\tau, X) d\tau, \text{ if } 0 \leq t \leq T_1 \\ X_i(0) = x_{i,0}, \\ X = \left\{ \begin{array}{l} X_i(T_1) + \frac{1-\alpha}{AB(a)} F(t, X) + \frac{\alpha}{AB(a)\Gamma(a)} \int_0^t F(\tau, X) (t-\tau)^{\alpha-1} d\tau \\ + \frac{1-\alpha}{AB(a)} \sigma_i X_i B_i I(t) + \frac{\alpha}{AB(a)\Gamma(a)} \int_0^t \sigma_i X_i B_i I(\tau) (t-\tau)^{\alpha-1} d\tau \end{array} \right. \text{ if } T_1 \leq t \leq T_2 \\ X_i(T_1) = x_{i,0}, 0 < \alpha \leq 1 \end{array} \right. \quad (65)$$

We divide $[0, T]$ in three

$$0 \leq t_0 \leq t_1 \leq \dots \leq t_{n_1} = T_1 \leq t_{n_1+1} \leq t_{n_1+2} \leq \dots \leq t_{n_2} = T_2.$$

Replacing the functions $f_i(t, X_i)$ by their the Newton polynomial within $[t_n, t_{n+1}]$, the following numerical scheme is obtained

$$\left\{ \begin{array}{l} X_i^{n_1} = X_i(0) + \sum_{j_1=2}^{n_1} \left[\begin{array}{l} \frac{23}{12} F(t_{j_1}, X_{j_1}) \\ -\frac{4}{3} F(t_{j_1-1}, X_{j_1-1}) \\ +\frac{5}{12} F(t_{j_1-2}, X_{j_1-2}) \end{array} \right] \Delta t, 0 \leq t \leq T_1 \\ \\ x^{n_2} = x(T_1) + \frac{(1-\alpha)\Delta t}{AB(\alpha)} f(t_{n_2}, X_{n_2}) + \frac{\alpha\Delta t}{AB(\alpha)\Gamma(\alpha+1)} \sum_{j_2=n_1+3}^{n_2} F(t_{j_2-2}, X_{j_2-2}) \Lambda_1 \\ + \frac{\alpha\Delta t}{AB(\alpha)\Gamma(\alpha+2)} \sum_{j_2=n_1+3}^{n_2} \left[\begin{array}{l} F(t_{j_2-1}, X_{j_2-1}) \\ -F(t_{j_2-2}, X_{j_2-2}) \end{array} \right] \Lambda_2 \\ + \frac{\alpha\Delta t}{2AB(\alpha)\Gamma(\alpha+3)} \sum_{j_2=n_1+3}^{n_2} \left[\begin{array}{l} F(t_{j_2}, X_{j_2}) \\ -2F(t_{j_2-1}, X_{j_2-1}) \\ +F(t_{j_2-2}, X_{j_2-2}) \end{array} \right] \Lambda_3 \end{array} \right. \quad (66)$$

$$\left\{ \begin{array}{l} + \frac{\alpha\Delta t}{AB(\alpha)\Gamma(\alpha+1)} \sum_{j_2=n_1+3}^{n_2} \sigma_i X_{j_1} (B_i(t_{j_1-1}) - B_i(t_{j_1-2})) \Lambda_1 \\ + \frac{\alpha\Delta t}{AB(\alpha)\Gamma(\alpha+2)} \sum_{j_2=n_1+3}^{n_2} \left[\begin{array}{l} \sigma_i X_{j_2-1} (B_i(t_{j_1}) - B_i(t_{j_1-1})) \\ -\sigma_i X_{j_2-2} (B_i(t_{j_1-1}) - B_i(t_{j_1-2})) \end{array} \right] \Lambda_2 \\ + \frac{\alpha\Delta t}{2AB(\alpha)\Gamma(\alpha+3)} \sum_{j_2=n_1+3}^{n_2} \left[\begin{array}{l} \sigma_i X_{j_2} (B_i(t_{j_1+1}) - B_i(t_{j_1})) \\ -2\sigma_i X_{j_2-1} (B_i(t_{j_1}) - B_i(t_{j_1-1})) \\ +\sigma_i X_{j_2-2} (B_i(t_{j_1-1}) - B_i(t_{j_1-2})) \end{array} \right] \Lambda_3 \end{array} \right. , T_1 \leq t \leq T_2 \quad (67)$$

where

$$\begin{aligned} \Lambda_1 &= (n_2 - j_2 + 1)^\alpha - (n_2 - j_2)^\alpha \\ \Lambda_2 &= \left\{ \begin{array}{l} (n_2 - j_2 + 1)^\alpha (n_2 - j_2 + 3 + 2\alpha) \\ -(n_2 - j_2)^\alpha (n_2 - j_2 + 3 + 3\alpha) \end{array} \right\}, \\ \Lambda_3 &= \left\{ \begin{array}{l} (n_2 - j_2 + 1)^\alpha \left[\begin{array}{l} 2(n_2 - j_2)^2 + (3\alpha + 10)(n_2 - j_2) \\ +2\alpha^2 + 9\alpha + 12 \end{array} \right] \\ -(n_2 - j_2)^\alpha \left[\begin{array}{l} 2(n_2 - j_2)^2 + (5\alpha + 10)(n_2 - j_2) \\ +6\alpha^2 + 18\alpha + 12 \end{array} \right] \end{array} \right\}. \end{aligned} \quad (68)$$

For this model, the parameters and initial conditions are considered as

$$\begin{aligned} X_1(0) &= 1000, X_2(0) = 1, X_3(0) = 0, X_4(0) = 0, X_1(T_1) = 1000, \\ X_2(T_1) &= 4.642 \times 10^{-5}, X_1(T_1) = 2.315 \times 10^{-5}, X_1(T_1) = 0.0069 \end{aligned} \quad (69)$$

and

$$\begin{aligned} N &= 1000, T_1 = 50, \beta = 0.001, \mu = 0.1, \tau = 0.1, \gamma = 0.3, \\ \sigma_1 &= 0.0000025, \sigma_2 = 0.011, \sigma_3 = 0.0091, \sigma_4 = 0.017. \end{aligned} \quad (70)$$

The simulation of the numerical solution of the model is performed in Figure 3.

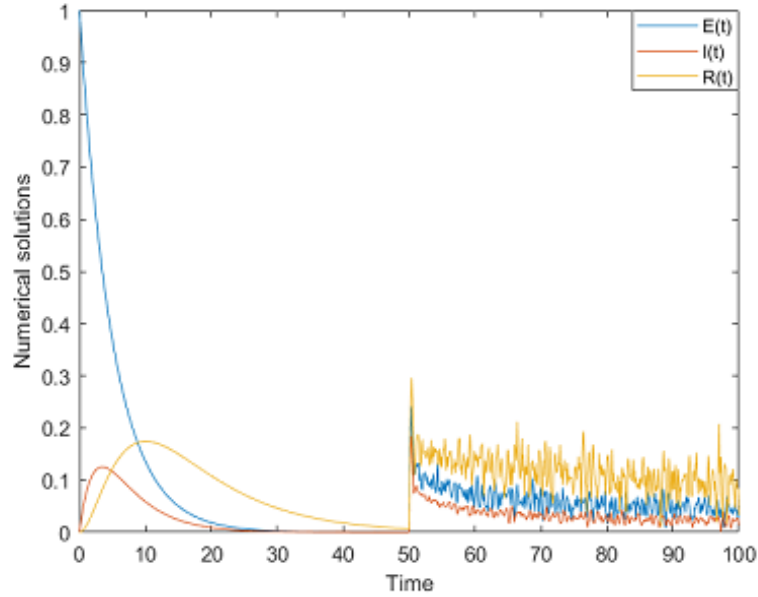


Figure 3. Numerical simulation of SEIR model for $\alpha = 0.6$.

In this example, the parameters of the model are chosen such that $\frac{\tau\beta}{(\gamma+\mu)(\tau+\mu)} < 1$ which is seen from the equation (39).

5 Numerical solution of the model with power-law process

In this section, we consider the following model

$$\begin{cases} X = F(t, X), \text{ if } 0 \leq t \leq T_1 \\ X_i(0) = x_{i,0}, \\ {}^C D_t^\alpha X = F(t, X) dt + \sigma_i X_i B_i t(t) \text{ if } T_1 \leq t \leq T_2 \\ X_i(T_1) = x_{i,0}, 0 < \alpha \leq 1 \end{cases} \quad (71)$$

where first part is classical and second part is the fractional derivative with the generalized Mittag-Leffler kernel. Applying the associated integral, we obtain the following equality

$$X = \begin{cases} X = X_i(0) + \int_0^t F(\tau, X) d\tau, \text{ if } 0 \leq t \leq T_1 \\ X_i(0) = x_{i,0}, \\ X_i(T_1) + \frac{1}{\Gamma(\alpha)} \int_0^t F(\tau, X) (t-\tau)^{\alpha-1} d\tau \\ + \frac{1}{\Gamma(\alpha)} \int_0^t \sigma_i X_i B_i t(\tau) (t-\tau)^{\alpha-1} d\tau \\ X_i(T_1) = x_{i,0}, 0 < \alpha \leq 1 \end{cases} \text{ if } T_1 \leq t \leq T_2 \quad (72)$$

We divide $[0, T]$ in three

$$0 \leq t_0 \leq t_1 \leq \dots \leq t_{n_1} = T_1 \leq t_{n_1+1} \leq t_{n_1+2} \leq \dots \leq t_{n_2} = T_2.$$

Replacing the functions $f_i(t, X_i)$ by their the Newton polynomial within $[t_n, t_{n+1}]$, the associated model can be solved by the following algorithm

$$\left\{ \begin{array}{l} X_i^{n_1} = X_i(0) + \sum_{j_1=2}^{n_1} \begin{bmatrix} \frac{23}{12} F(t_{j_1}, X_{j_1}) \\ -\frac{4}{3} F(t_{j_1-1}, X_{j_1-1}) \\ +\frac{5}{12} F(t_{j_1-2}, X_{j_1-2}) \end{bmatrix} \Delta t, 0 \leq t \leq T_1 \\ \\ X_i^{n_2} = X_i(T_1) + \frac{\Delta t}{\Gamma(\alpha+1)} \sum_{j_2=n_1+3}^{n_2} F(t_{j_2-2}, X_{j_2-2}) \Lambda_1 \\ + \frac{\Delta t}{\Gamma(\alpha+2)} \sum_{j_2=n_1+3}^{n_2} \begin{bmatrix} F(t_{j_2-1}, X_{j_2-1}) \\ -F(t_{j_2-2}, X_{j_2-2}) \end{bmatrix} \Lambda_2 \\ + \frac{\Delta t}{2\Gamma(\alpha+3)} \sum_{j_2=n_1+3}^{n_2} \begin{bmatrix} F(t_{j_2}, X_{j_2}) \\ -2F(t_{j_2-1}, X_{j_2-1}) \\ +F(t_{j_2-2}, X_{j_2-2}) \end{bmatrix} \Lambda_3 \end{array} \right. \quad (73)$$

$$\left\{ \begin{array}{l} + \frac{\Delta t}{\Gamma(\alpha+1)} \sum_{j_2=n_1+3}^{n_2} \sigma_i X_{j_2} (B_i(t_{j_1-1}) - B_i(t_{j_1-2})) \Lambda_1 \\ + \frac{\Delta t}{\Gamma(\alpha+2)} \sum_{j_2=n_1+3}^{n_2} \begin{bmatrix} \sigma_i X_{j_2-1} (B_i(t_{j_1}) - B_i(t_{j_1-1})) \\ -\sigma_i X_{j_2-2} (B_i(t_{j_1-1}) - B_i(t_{j_1-2})) \end{bmatrix} \Lambda_2 \\ + \frac{\Delta t}{2\Gamma(\alpha+3)} \sum_{j_2=n_1+3}^{n_2} \begin{bmatrix} \sigma_i X_{j_2} (B_i(t_{j_1+1}) - B_i(t_{j_1})) \\ -2\sigma_i X_{j_2-1} (B_i(t_{j_1}) - B_i(t_{j_1-1})) \\ +\sigma_i X_{j_2-2} (B_i(t_{j_1-1}) - B_i(t_{j_1-2})) \end{bmatrix} \Lambda_3 \end{array} \right. , T_1 \leq t \leq T_2. \quad (74)$$

The parameters and initial conditions are given as

$$\begin{aligned} X_1(0) &= 1000, X_2(0) = 1, X_3(0) = X_4(0) = 0, X_1(T_1) = 28.03, \\ X_2(T_1) &= 78.01, X_3(T_1) = 593.1, X_4(T_1) = 301.4, \end{aligned} \quad (75)$$

and

$$\begin{aligned} N &= 1000, T_1 = 50, \beta = 0.6, \mu = 0.01, \tau = 0.2, \gamma = 0.03, \\ \sigma_1 &= 0.000005, \sigma_2 = 0.008, \sigma_3 = 0.0071, \sigma_4 = 0.017. \end{aligned} \quad (76)$$

The simulation of the numerical solution of the model is presented in Figure 4.

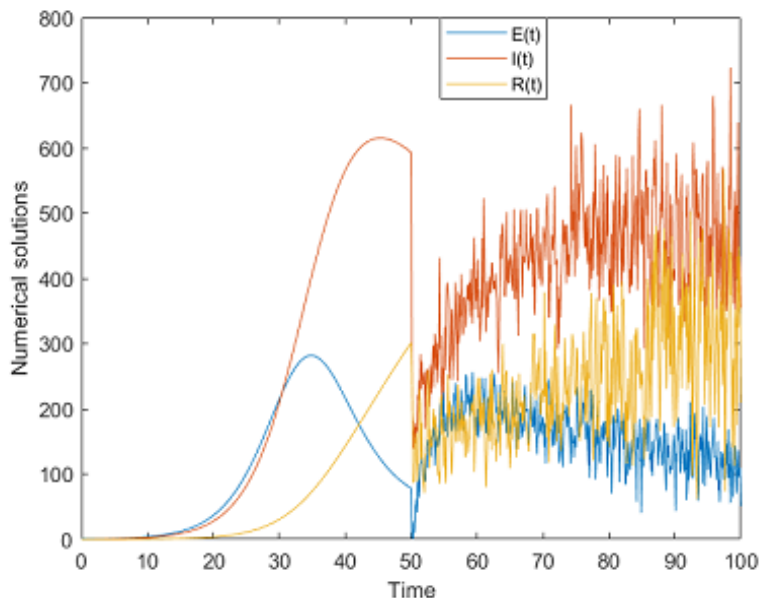


Figure 4. Numerical simulation of SEIR model for $\alpha = 0.75$.

In this example, the parameters of the model are chosen such that $\frac{\tau\beta}{(\gamma+\mu)(\tau+\mu)} > 1$ which is seen from the equation (39).

6 Conclusion

In classical calculus, analysis of the first derivative of a given function helps to understand the change in such a function. On the other hand, this formula is used to calculate the velocity of a moving object. However, analysis using first derivative does not always a priori provide clear indication variation of function, therefore, an analysis of second derivative is required. The analysis of the second derivative provides information of inflection points, local maximum and minimum. These elementary analyses can be used to better understand spread patterns in epidemiological modelling. A new concept was recently introduced and named Strength number that is obtained by considering the second derivative of the nonlinear part of a given model of an infectious disease, then, the next generation matrix methodology is used to obtain the strength number. It was argued that such numbers could help detect waves or instability in a model. In this work, such a concept is applied together with second derivative analysis in a simple SEIR problem. The obtained strength number was negative, one equilibrium point for the model with second derivatives, a clear indication that such a model could have only one wave then die out. We have used piecewise differential operators to add stochastic behavior in the model.

References

- [1] Atangana A., Baleanu D., New fractional derivatives with non-local and non-singular kernel, Theory and Application to Heat Transfer Model, Thermal Science, 20 (2), 2016, 763-769.
- [2] Caputo, M., Fabrizio, M., On the notion of fractional derivative and applications to the hysteresis phenomena. Meccanica 52(13), 2017, 3043–3052.
- [3] Caputo, M (1967). Linear model of dissipation whose Q is almost frequency independent. II. Geophysical Journal International. 13 (5): 1967, 529–539.
- [4] Atangana A., Mathematical model of survival of fractional calculus, critics and their impact: How singular is our world?. 2021, hal-03182789.
- [5] C. Ji, D. Jiang, N. Shi, The behavior of an SIR epidemic model with stochastic perturbation, Stoch Anal Appl, 30 (5) (2012), pp. 755-773.
- [6] Zhao Y, Jiang D. The threshold of a stochastic SIRS epidemic model with saturated incidence, Applied Mathematics Letters, 2014; 34:90-3.
- [7] Bachar M., Khamsi MA., Bounkhel M., A mathematical model for the spread of Covid-19 and control mechanisms in Saudi Arabia, Advances in Difference Equations, 2021, 253 (2021).
- [8] Dieudonné ZB., Mathematical model for the mitigation of the economic effects of the Covid-19 in the Democratic Republic of the Congo, Plos One, 2021.
- [9] Tomochi M., Kono M., A mathematical model for Covid-19 pandemic-SIIR model: Effects of asymptomatic individuals, Journal of general and family medicine, 2020.
- [10] Sahoo P., Mondal HS., Hammouch Z., Abdeljawad T., Mishra D., Reza M., On the necessity of proper quarantine without lock down for 2019-nCoV in the absence of vaccine, Results in Physics 25, 2021, 104063.
- [11] Babaei A., Jafari H., Banihashemi S., Ahmadi M., Mathematical analysis of a stochastic model for spread of Coronavirus, Chaos, Solitons and Fractals 145 (2021) 110788.
- [12] Ahmed I., Goufo EFD., Yusuf A., Kumam P., Chaipanya P., Nonlaopon K., An epidemic prediction from analysis of a combined HIV-Covid-19 co-infection model via ABC-fractional operator, Alexandria Engineering Journal, 60, (3), 2021, 2979-2995.
- [13] Driessche P., Watmough J., Reproduction numbers and sub-threshold endemic equilibria for compartmental models of disease transmission, Mathematical Biosciences, 180 (1), 2002, 29-48.
- [14] Atangana A, Iqbal Araz S., New numerical scheme with Newton polynomial: Theory, Methods and Applications, Academic Press, Elsevier, ISBN: 978-0323854481, 2021.
- [15] Atangana A, Iqbal Araz S., New concept in calculus: Piecewise differential and integral operators, Chaos, Solitons & Fractals, 145, 110638, 2021.