

Twenty years review of probiotic meta-analyses articles: Effects on disease prevention and treatment

Kajal Farahmandi¹, Sadegh Sulaimany^{2*}, Kambiz Kalhor³

¹Department of Industrial and Environmental Biotechnology, National Institute of Genetic Engineering and Biotechnology (NIGEB), Tehran, Iran.

² Department of Computer Engineering, University of Kurdistan, Sananadaj, Iran.

³Department of Biological Sciences, University of Kurdistan, Sananadaj, Iran.

***Corresponding author**

S.Sulaimany@UoK.ac.ir

Abstract

The study of the probiotic effect in the prevention or treatment of diseases has long attracted the attention of many researchers. Here, we collected close to 300 meta-analysis articles for 20 years, investigating the effect of probiotics in the prevention and treatment of diseases. The goal of this study is to provide an overview of all meta-analysis articles of the effects of probiotics on various human diseases. For this purpose, different online databases, Pubmed, ScienceDirect, and Google Scholar, were searched with the keywords "probiotics " + "disease" + "meta-analysis" in the title, abstract, and keywords. Papers studied and categorized and investigated in order to present valuable insights for researchers in the field. Some of main categories are based on publication year, publishing journals, gender, age, effect type, disease type, contradicting reports and etc. According to the results, most meta-analyses indicated probiotics were 79% effective in preventing or treating the diseases. Some articles have also reported no positive effects, but there is not any paper in our study confirming the detrimental influence of probiotic effect on human health. For the future works, Cochrane reviews, meta-analysis including dozens of articles (as e.g. for NEC and AAD) may be investigated.

Keywords: categorization, meta-analysis, probiotics, review, survey

Introduction

Close to 300 meta-analyses investigating the effect of probiotics in the prevention and treatment of diseases have been published from 2000 to 2020, indicating the importance of probiotics in such areas. Health professionals have confirmed the beneficial effects of probiotics and probiotic foods on human health. Continuous use of probiotics may have a significant impact on reducing the incidence of various diseases, especially for high-risk populations such as hospitalized children, children who are not breast-fed, or live in deprived areas (1).

Recent scientific research on the properties and function of living microorganisms in food and dietary supplements indicates that probiotics may play an essential role in immune, gastrointestinal, and respiratory function and can have considerable impact on reducing the occurrence of infectious diseases especially in children and other at-risk individuals (2). According to Amara and Shibl, probiotics can be useful not only in supporting health or controlling pathogenic infections but also in treating and managing diseases (3).

Numerous meta-analyses help to understand the potential of probiotics on disease. Given the sheer volume of research and discrepancies between study results, combining the results of such studies maybe necessary to obtain a comprehensive overview of the field (4). The number of published meta-analyses on the effect of probiotics in the prevention and treatment of diseases has increased dramatically, as is depicted in supplemental Figure S1. Supplemental Table S1 also provides a list of journals that have published the largest number of meta-analysis articles in this field.

To the best of our knowledge, although a large number of meta-analyses have been published on the effects of probiotics in the prevention and treatment of diseases, no comprehensive overview has been provided so far. Therefore, a review of these articles can be useful and practical in several areas, among which the most important are the researchers' consensus on whether or not probiotics are useful in the prevention and/or treatment of various diseases and their efficacy. Paradoxes and conflicting reports will also become apparent. Further, the most prevalent diseases in the research and accuracy of reports are revealed, which can help identify future potential areas and research trends.

The goal of this study is to provide an overview of all meta-analysis articles that have investigated the effects of probiotics on various human diseases. We intended to precisely determine the role of probiotics in the prevention and treatment of diseases based on scrutinizing the related meta-analyses. To this end, this study has attempted to provide a comprehensive overview on general and details of existing meta-analyses to determine the effect of probiotics in the prevention and treatment of various diseases and the number of published meta-analysis articles for each disease, as well as categorizing based on disease, age, gender, year of publication, and inconsistent or ambiguous results. As with most meta-analyses, they combine the findings of studies with different probiotic strains or strain combinations. Although health benefits are strain specific, a synthesis of meta-analyses gives indications on what health areas are most promising for investigating and using probiotics.

Material and methods

For an extensive review of whether or not probiotics are useful in the prevention and treatment of various diseases, including: respiratory, gastrointestinal, mental, skin, infectious, etc., all published meta-analyses articles on probiotics, and disease should be reviewed. Different online databases such as Pubmed, ScienceDirect, and Google Scholar were searched. The search was performed with the keywords “probiotics” + “disease” + “meta-analysis” in the title, abstract, or keywords.

The first article in this field was published in 2000, and the last review we covered in this research was in October 2019. A total of 294 related articles was found. In this study, the classification of diseases was performed according to the International Classification of Diseases system (ICD-10 code). No meta-analysis articles that examined the probiotic effect of disease prevention or treatment, as well as master's and doctoral theses, descriptive review articles, and reference books were excluded.

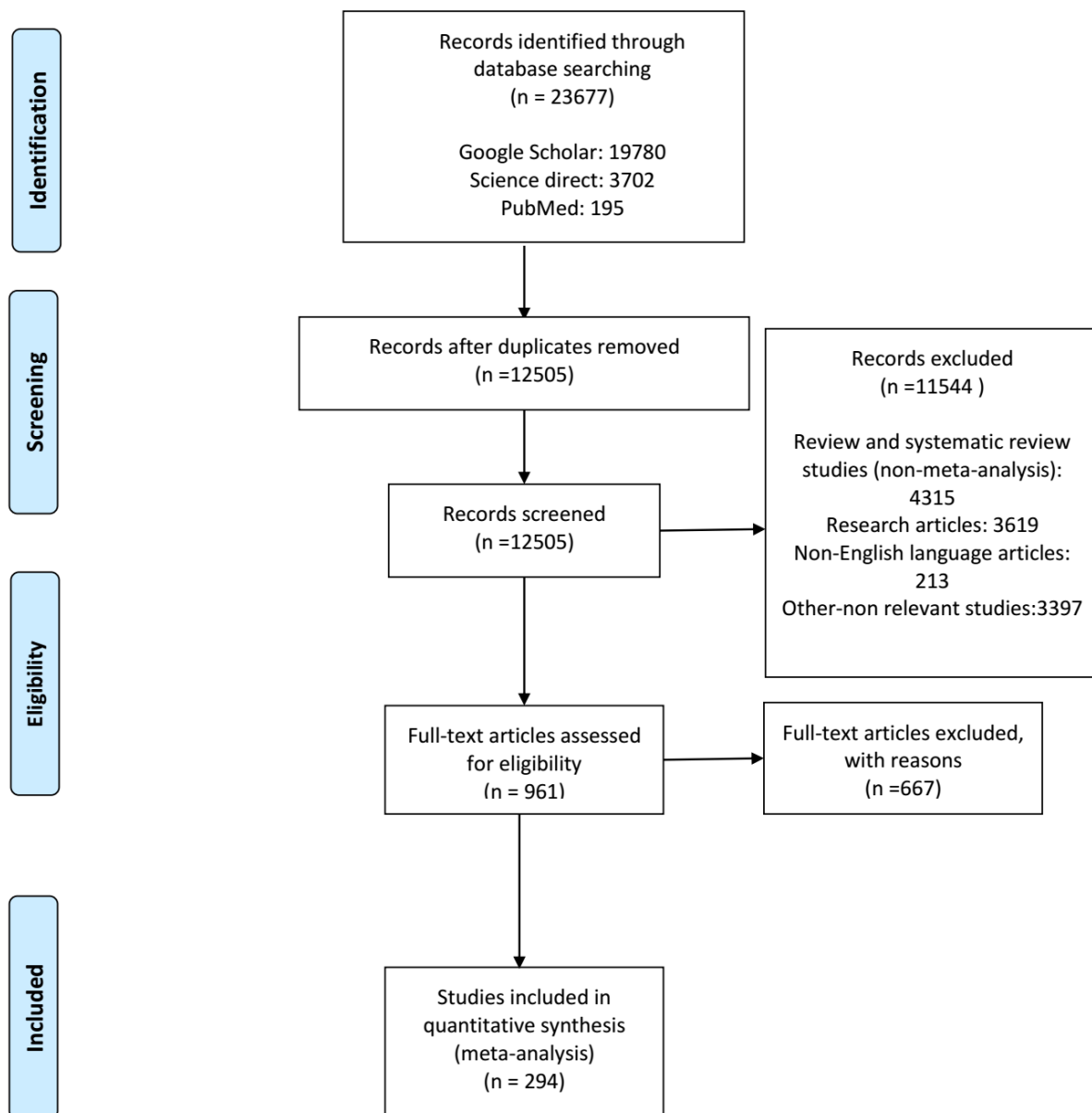


Figure 1 PRISMA flow diagram of search strategy and study selection.

Results and Discussion

Here, we categorize the 294 articles included in our study and present them based on various features and perspectives to help find new ideas and outlooks (Figure 1). These features include the distribution of articles by gender, age, the effectiveness of probiotics for disease treatment, and the distribution of articles by disease type. An adapted PRISMA flow diagram shows the process followed to select the papers used in this research (Figure 1). In total, 26996 publications were reviewed. Finally, 294 were deemed suitable for incorporation, based on the inclusion and exclusion criteria in the analysis. Among the 294 study, some of were related to human health apart from diseases, and some investigated more than one disease or condition in one report. The net number of articles directly related to the diseases was 283.

Distribution of articles by gender

In the distribution of articles that explicitly referred to men or women being tested, five articles were devoted to women (5–9), while no articles specifically focused on the role of probiotics on men's diseases. The specific researches for the women are mainly based on their specific attributes like pregnancy or vaginal health such as bacterial vaginosis, and polycystic ovary syndrome(5–9).One study reported on urinary tract infection(5),although this manifests itself in both sexes, it is more prevalent in women.

Distribution of articles by age

Figure 2 shows the distribution of articles by different age groups. Statistics are only based on the studies that clearly mentioned the age groups in their meta-analysis. As can be seen in the figure, most studies have been done on infants and children, and these two age groups alone account for 63% of the total studies.

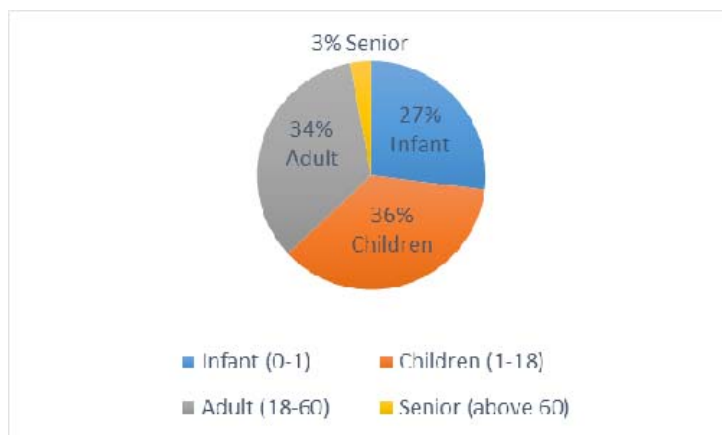


Figure 2 Distribution of probiotics-disease related meta-analysis articles by age category.

Distribution of articles based on the effectiveness report

As shown in Figure 3, 79% of the meta-analysis studies showed an overall positive effect of probiotics. No analysis was found that reported a negative effect of probiotics in the prevention

and treatment of various diseases, and only 21% of the included studies reported probiotics had no effect on the studies disease.

In Figure 3 the percentage of probiotics effectiveness are shown by the most studied diseases. However, probiotics have had a 100 percent effect on a number of other diseases such as treatment of Colic, prevention and treatment of Atopic Dermatitis, prevention of Eczema, treatment of Cutaneous wounds, prevention of Common Cold, prevention of cancer, treatment complications including diarrhea, prevention of Atopy, treatment of Inflammation, treatment of Critical illness, treatment of Psychological Stress, treatment of Bacterial vaginosis, prevention of Urinary tract infections, treatment of Diabetes especially diabetes Type 2, prevention and treatment of Hepatic encephalopathy, remission induction and maintenance effect on Ulcerative colitis, prevention and treatment of gastrointestinal disorder, treatment of Pouchitis, prevention of Colorectal surgery, prevention and treatment of Lipid profile, treatment of Blood pressure, prevention of Intraventricular Hemorrhage, prevention of Sepsis, prevention of Oral candidiasis, treatment of Pathological Neonatal Jaundice, treatment of *Helicobacter pylori* infection(eradication therapy).

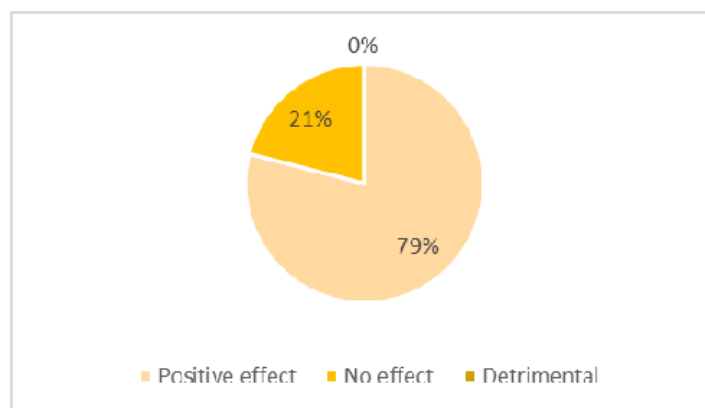


Figure 3 Meta-analyses distribution based on efficacy of the used probiotics.

When defining "efficacy" as the effectiveness of probiotics on curing or improvement of the disease based on the result of each meta-analysis study, Figure 4 shown the success rate. Diarrhea in Figure 4 refers to infectious and non-infectious causes such as antibiotic-related diarrhea, travel-related diarrhea, acute diarrhea, radiation-induced diarrhea, *Clostridioides difficile*-Associated Diarrhea, cancer therapy-induced diarrhea, acute rotavirus diarrhea, etc. Diabetes refers predominantly to type 2 diabetes. However, some articles did not mention a specific type of diabetes and generally investigated the effect of probiotics on diabetes. Two cases also addressed gestational diabetes. Prematurity is classified as a condition, based on ICD-10. Most articles on premature infants have studied necrotizing enterocolitis, but other cases including sepsis, intraventricular hemorrhage, mortality, length of hospital stay, and weight gain. So, we decided to consider all of them as preterm infant. Infections also includes respiratory infections, *C. difficile* infections, and *Helicobacter pylori* infections.

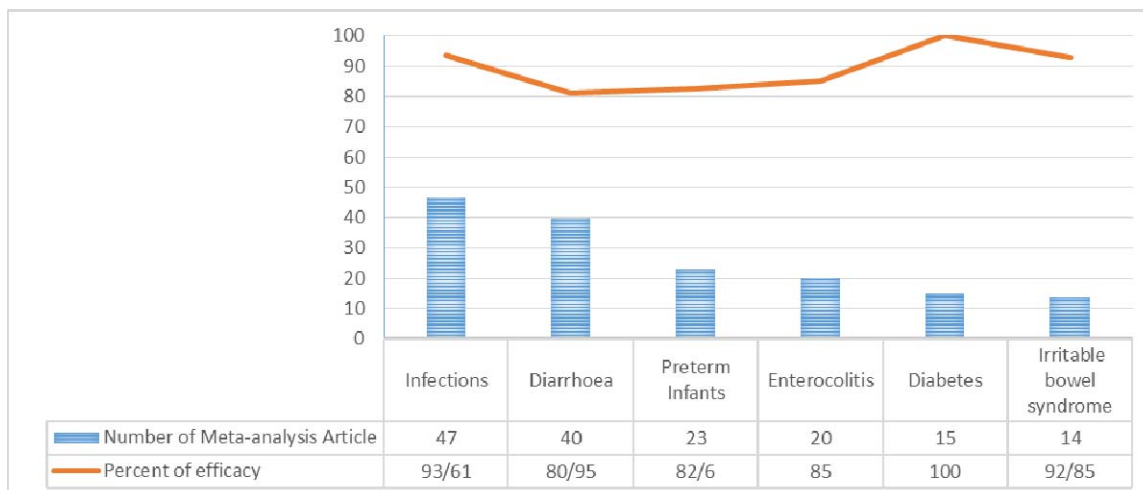


Figure 4 Efficacy percentage of probiotics on diseases with the highest number of studies.

Out of the 283 identified articles, 57 reported no effect of the probiotics in preventing or treating diseases, Table 1. Among them; Inflammatory Bowel Disease including Crohn's Disease, Acute or special types of diarrhea and Asthma have the most cases. Actually, all of the Asthma related meta-analysis probiotic studies report ineffectiveness. Maybe one other probable reason is that some papers, 25 out of 57, are based literally only on a handful of studies, less than 10 studies. Conflicting outcomes will also be discussed later in Table 3. Although probiotics have had a beneficial or neutral effect in preventing and treating diseases in humans, no negative effects of probiotics on human health have been found in this review of meta-analyses (10). Nevertheless, single studies may have observed rare adverse events, e.g. (11).

Table 1 Ineffectiveness reports of probiotics for various diseases. R stands for Result and P/T is the abbreviation for Prevention/Treatment. Sign + indicates the **positive** effect of probiotics on the disease. Sign - Indicates that probiotics do not have a positive effect on patients (nor having a negative effect on patients).

Row	Disease	Paper title	R	Year	P/T	Number of studies included	Reference
1	Inflammatory bowel diseases	Probiotic treatments for induction and maintenance of remission in inflammatory bowel	,	2014	T	20	(Fujiya et al. 2014)

		diseases: a meta-analysis of randomized controlled trials					
2	Inflammatory bowel disease	Systematic review with meta-analysis: the efficacy of probiotics in inflammatory bowel disease	UC:+ CD:-	2017	P and T	22	(Derwa et al. 2017a)
3	Inflammatory bowel disease	P622 Efficacy of probiotics in inflammatory bowel disease: systematic review and meta-analysis	Crohn's disease (CD):-	2017	T	22	(Derwa et al. 2017b)
4	Acute Diarrhea	Efficacy of probiotics in prevention of acute diarrhoea: a meta-analysis of masked, randomised, placebo-controlled trials	-	2006	P	33	(Sazawal et al. 2006)
5	Acute Diarrhea	A Meta-Analysis and Systematic Review on the Effect of Probiotics in Acute Diarrhea	-	2002	T	19	(Salari et al. 2012)
6	Cancer therapy-induced diarrhoea	Prophylactic probiotics for cancer therapy-induced diarrhoea: a meta-	-	2018	P	7	(Wardill et al. 2018b)

		analysis					
7	Antibiotic-Associated Diarrhea	Probiotics Reduce the Risk of Antibiotic-Associated Diarrhea in Adults (18–64 Years) but Not the Elderly (>65 Years)	Adults: +Elderly:-	2016	P	30	(Jafarnejad et al. 2016)
8	Diarrhea associated with <i>Clostridium difficile</i>	Lactobacillus probiotics in the prevention of diarrhea associated with <i>Clostridium difficile</i> : a systematic review and Bayesian hierarchical meta-analysis.	-	2016	P	10	(Sinclair et al. 2016)
9	Traveler's Diarrhea	Probiotics in the Prevention of Traveler's Diarrhea	-	2007	P	5	(Takahashi et al. 2007)
10	Childhood functional gastrointestinal disorders	Probiotics for childhood functional gastrointestinal disorders: a systematic review and meta-analysis	Children with functional constipation:-	2014	T	8	(Korterink et al. 2014)

11	Acute gastroenteritis in children	Meta-analysis shows limited evidence for using <i>Lactobacillus acidophilus</i> LB to treat acute gastroenteritis in children	-	2014	T	4	(Szajewska et al. 2014a)
12	Abdominal pain, stool consistency, overall response, abdominal bloating, and quality of life (QOL) in IBS	Systematic review and meta-analysis: Efficacy of patented probiotic, VSL#3, in irritable bowel syndrome	-	2018	T	5	(Connell et al. 2018)
13	Hepatic Encephalopathy	Su1515 Role of Probiotics in Hepatic Encephalopathy: An Updated Meta-Analysis of Randomized Trial	Mortality rate: -	2016	T	14	(Suraweera et al. 2016)
14	Atopy, and Asthma	Probiotic administration in early life, atopy, and asthma: a meta-analysis of clinical trials	Asthma/wheeze : -	2013	P	25	(Elazab et al. 2013)
15	Asthma and Wheeze	Probiotic supplementation during pregnancy or infancy for the prevention of asthma	-	2013	P	5	(Azad et al. 2013)

		and wheeze: systematic review and meta-analysis.					
16	Asthma	Probiotics supplementation in children with asthma: A systematic review and meta-analysis	-	2008	T	11	(Lin et al. 2018b)
17	Allergic rhinitis and asthma	Probiotics for the treatment of allergic rhinitis and asthma: systematic review of randomized controlled trials	asthma:-	2008	T	9	(Vliagoftis et al. 2008)
18	Asthma	Association between probiotic supplementation and asthma incidence in infants: a meta- analysis of randomized controlled trials	-	2019	P	19	(Wei et al. 2020)
19	Severe acute pancreatitis	Probiotics in patients with severe acute pancreatitis: a meta- analysis	-	2009	T	4	(Sun et al. 2009)
20	Acute pancreatitis	Use of probiotics in the treatment of severe acute pancreatitis: a	-	2014	T	6	(Gou et al. 2014)

		systematic review and meta-analysis of randomized controlled trials					
21	Acute pancreatitis	Use of pre-, pro- and synbiotics in patients with acute pancreatitis: a meta-analysis.	-	2010	T	7	(Zhang et al. 2010)
22	Acute pancreatitis	Probiotics in the treatment of severe acute pancreatitis: a Meta-analysis of randomized controlled trials	-	2017	T	12	(Wang et al. 2017)
23	Anxiety	The anxiolytic effect of probiotics: A systematic review and meta-analysis of the clinical and preclinical literature	-	2018	T	22	(Reis et al. 2018)
24	Anxiety	Efficacy of probiotics on anxiety-A meta-analysis of randomized controlled trials	-	2018	T	12	(Liu et al. 2018)
25	Anxiety	Efficacy of probiotics on anxiety-A meta-analysis of randomized controlled trials	-	2018	T	12	(Liu et al. 2018)

26	Depression and anxiety	Prebiotics and probiotics for depression and anxiety: A systematic review and meta-analysis of controlled clinical trials	-	2019	T	34	(Liu et al. 2019)
27	Depression	A meta-analysis of the use of probiotics to alleviate depressive symptoms	-	2018	T	10	(Ng et al. 2018)
28	Depression	Gut feeling: randomized controlled trials of probiotics for the treatment of clinical depression: Systematic review and meta-analysis	-	2019	T	3	(Nikolova et al. 2019)
29	Clinical and Endoscopic Relapse in Crohn's Disease	A Meta-Analysis on the Efficacy of Probiotics for Maintenance of Remission and Prevention of Clinical and Endoscopic Relapse in Crohn's Disease	-	2008	P	8	(Rahimi et al. 2008)

30	Crohn disease	Meta-analysis: the effect and adverse events of Lactobacilli versus placebo in maintenance therapy for Crohn disease	-	2009	T	6	(Shen et al. 2009)
31	Crohn's disease	Meta-analysis of the safety and efficacy of probiotics in the treatment of Crohn's disease	-	2018	T	9	(Lin et al. 2018a)
32	Hirschsprung-associated enterocolitis	Probiotics for the prevention of Hirschsprung-associated enterocolitis: a systematic review and meta-analysis	-	2018	P	5	(Nakamura et al. 2018)
33	Hirschsprung's disease obstructive symptoms and enterocolitis	Prevention and management of recurrent postoperative Hirschsprung's disease obstructive symptoms and enterocolitis: Systematic review and meta-analysis	-	2018	P	29	(Soh et al. 2018)

34	Mortality, necrotising enterocolitis (NEC), late-onset sepsis (LOS), or time until full enteral feeding (TUFEEF)	Probiotics for Preterm Infants: a strain specific systematic review and network meta-analysis	-	2018	T/P	51	(van den Akker et al. 2018)
35	Chronic kidney disease	The effects of probiotics on renal function and uremic toxins in patients with chronic kidney disease; a meta-analysis of randomized controlled trials	-	2018	T	5	(Thongprayoon et al. 2018)
36	Chronic Kidney Disease	Prebiotic, Probiotic, and Synbiotic upplementation in Chronic Kidney Disease: A Systematic Review and Meta-analysis	-	2018	T	16	(McFarlane et al. 2019)
37	Reduction of uric acid, CRP, creatinine and eGFR preservation of CKD population.(Chronic kidney disease)	Effects of probiotic supplements on the progression of chronic kidney disease: a meta-analysis	-	2019	T	10	(Tao et al. 2019)

38	Ventilator-Associated Pneumonia	Probiotics for Preventing Ventilator-Associated Pneumonia: A Systematic Review and Meta-Analysis of High-Quality Randomized Controlled Trials	-	2013	P	5	(Wang et al. 2013)
39	Ventilator-Associated Pneumonia	Lack of Efficacy of Probiotics in Preventing Ventilator-Associated Pneumonia: A Systematic Review and Meta-analysis of Randomized Controlled Trials	-	2012	P	7	(Gu et al. 2012)
40	ventilator-associated pneumonia	probiotics for the prevention of ventilator-associated pneumonia a meta-analysis	(MV): - mechanical ventilation	2018	P	14	(Guo and Feng 2018)
41	Respiratory infections in children and adolescents	Network meta-analysis of probiotics to prevent respiratory infections in children and adolescents	-	2017	P	21	(Amaral et al. 2017)

42	Infections in older people	Effectiveness of probiotics on the occurrence of infections in older people: systematic review and meta-analysis	-	2018	P	15	(Wachholz et al. 2018)
43	Primary and Secondary Prevention of C. difficile Infections	Probiotics for the Primary and Secondary Prevention of C. difficile Infections: A Meta-analysis and Systematic Review	Secondary prevention: -	2015	P	21	(McFarland and V. 2015)
44	Invasive fungal infections in preterm neonates – a	Probiotic supplementation for preventing invasive fungal infections in preterm neonates - a systematic review and meta-analysis	-	2015	P	8	(Agrawal et al. 2015)
45	Rheumatoid arthritis	The therapeutic effect of probiotics on rheumatoid arthritis: a systematic review and meta-analysis of randomized control trials	-	2017	T	9	(Mohammed et al. 2017)

46	Rheumatoid arthritis	The efficacy of probiotic supplementation in rheumatoid arthritis: a meta-analysis of randomized, controlled trials	-	2018	T	4	(Rudbane et al. 2018)
47	Allergy	Probiotics for the prevention of allergy: A systematic review and meta-analysis of randomized controlled trials	Eczema:+	2015	P	29	(Cuello-Garcia et al. 2015)
			Other: -				
48	Food allergies	Probiotics as treatment for food allergies among pediatric patients: a meta-analysis	-	2018	T	9	(Tan-Lim and Esteban-Ipac 2018)
49	Cerebral palsy & visual, and hearing impairment & cognitive and motor impairment	Effect of prebiotic and probiotic supplementation on neurodevelopment in preterm very low birth weight infants: findings from a meta-analysis	-	2018	T	7	(Upadhyay et al. 2018)
50	Atopic Dermatitis in Children	Probiotics for the Treatment of Atopic Dermatitis in Children: A	-	2017	T	13	(Huang et al. 2017a)

		Systematic Review and Meta-Analysis of Randomized Controlled Trials					
51	Mortality in Critically Ill Adult Patients	Impact of the Administration of Probiotics on Mortality in Critically Ill Adult Patients: A Meta-analysis of Randomized Controlled Trials	-	2013	T	13	(Barraud et al. 2013)
52	Caries and Periodontitis	Probiotics for managing caries and periodontitis: Systematic review and meta-analysis	-	2016	P/T	50	(Gruner et al. 2016)
53	HIV-Infected Patients	Effect of Probiotic Supplementation on CD4 Cell Count in HIV-Infected Patients: A Systematic Review and Meta-analysis	-	2018	T	11	(Kazemi et al. 2018)
54	Retinopathy of prematurity	Probiotic supplementation in preterm infants does not affect the risk of retinopathy of prematurity: a meta-analysis of	-	2017	P	11	(Cavallaro et al. 2017)

		randomized controlled trials					
55	Bronchopulmonary Dysplasia	Probiotic Supplementation in Preterm Infants Does Not Affect the Risk of Bronchopulmonary Dysplasia: A Meta-Analysis of Randomized Controlled Trials	-	2017	P	15	(Villamor-Martínez et al. 2017)
56	Weight, body mass index, fat mass and fat percentage in subjects with overweight or obesity	Effects of probiotics on body weight, body mass index, fat mass and fat percentage in subjects with overweight or obesity: a systematic review and meta-analysis of randomized controlled trials	Fat mass and fat percentage:-	2018	T	15	(Borgeraas et al. 2018)
57	Eczema	<i>Lactobacillus rhamnosus</i> GG in the Primary Prevention of Eczema in Children: A Systematic Review and Meta-Analysis	-	2018	P	5	(Szajewska and Horvath 2018)

Distribution of articles by disease type

Figure 5 shows the distribution of articles by anatomical or physiological target. The highest number of articles were related to digestive system diseases (139 out of 283 or 49.11% of the total) and the least published articles were related to diseases of the nervous system, eye and adnexa. Percentage of the effectiveness of the probiotics in **treatment** of the disease is also shown in the figure. It is more than 50% for all the diseases. Apparently, the number of meta-analysis articles in this article is expected to be the same as the number of diseases, but the number of diseases reviewed is greater than the total number of articles. The reason is that some articles have reviewed several diseases. As a result, the number of diseases has exceeded the total number of articles.

Figures 6 to 17 provide more detailed statistics for each disease category identified in Figure 5. Extensive studies (139 cases) have been performed on the effect of probiotics on gastrointestinal diseases that encompass various gastrointestinal diseases (Figure 6). Interestingly, among of 20 studies on enterocolitis, 19 were related to necrotizing enterocolitis.

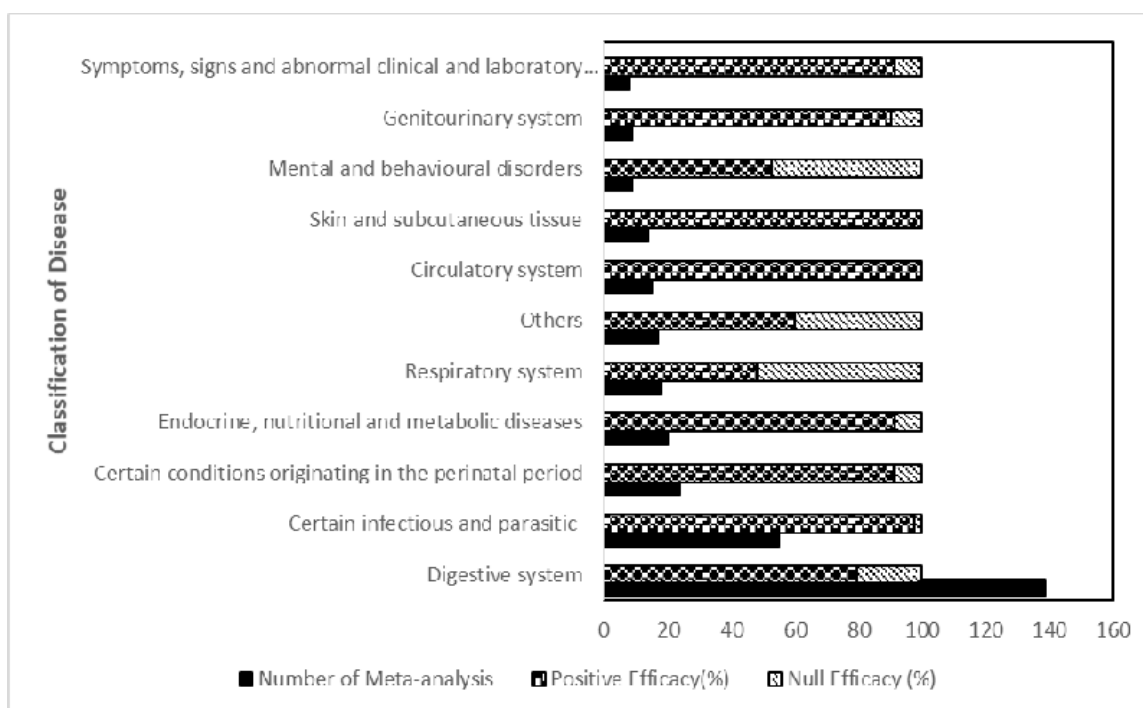


Figure 5 Distribution of probiotics-disease related meta-analysis articles based on the classification of diseases. The effectiveness of probiotics was defined as the percent overall curing or improvement of the disease based on the result of each meta-analysis study.

Most of studies included in this review concern digestive system's diseases, and among the total number of them, the diarrhea has the highest number of analyses (40 articles). Several types of diarrhea that have been studied in these meta-analyses are including, antibiotic-related diarrhea, travel-related diarrhea, acute diarrhea, radiation-induced diarrhea, *C. difficile*-Associated Diarrhea, cancer therapy-induced diarrhea and acute rotavirus diarrhea.

Probiotics have a beneficial role in intestinal function. They enhance tight intestinal connections and enhance intestinal mucosal barrier's action by increasing mucus production. They also reduce inflammation and return the normal bowel movements. As a result, probiotics with these mechanisms play an important role in the management of gastrointestinal diseases

(12,13). According to our results, probiotics have been able to be quite effective in the prevention and treatment of diseases including irritable bowel syndrome, ulcerative colitis, pouchitis, necrotizing enterocolitis and constipation, and this finding can verify our assumption that probiotics can have a positive effect on the treatment or prevention of diseases especially for most of the gastrointestinal diseases.

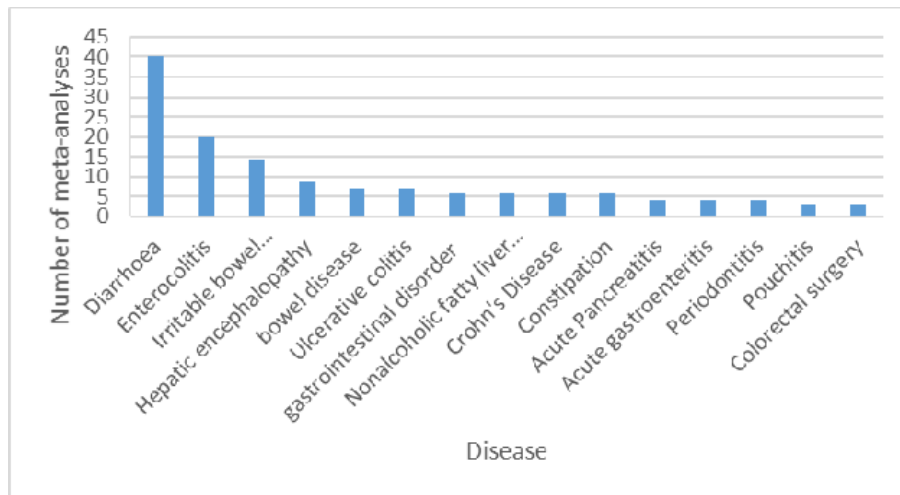


Figure 6 Distribution of meta-analyses based on Digestive system's diseases.

Of the studies on infections (47 cases), 18 were *H. pylori* infection, 6 were respiratory infections and, 7 were *C. difficile* infections (figure 7). Based on the results, the most frequent meta-analysis studies were on diarrhea (40 articles, 14.13% of total studies). The results show that probiotics play an important role in the prevention and treatment of diarrhea, with 80.95% of the articles confirming its positive effect. Reports indicate that two probiotic strains that can be very effective in treating acute diarrhea in children are *Limosilactobacillus reuteri* ATCC 55730 (14,15) and *Saccharomyces boulardii* (16,17).

In fact, probiotics work through a variety of mechanisms, including directly eliminating or preventing pathogens growth, destroying toxins, competing against target cells, or regulating the immune system in these patients, and they also reintroduce the microbiota balance (the most common cause of different types of diarrhea is the disruption of this balance). Probiotics have a prophylactic or therapeutic effect in all types of diarrhea, and its effectiveness is directly related to the type of strain, the antimicrobial and anti-inflammatory properties of the strain and its dosage (18–20).

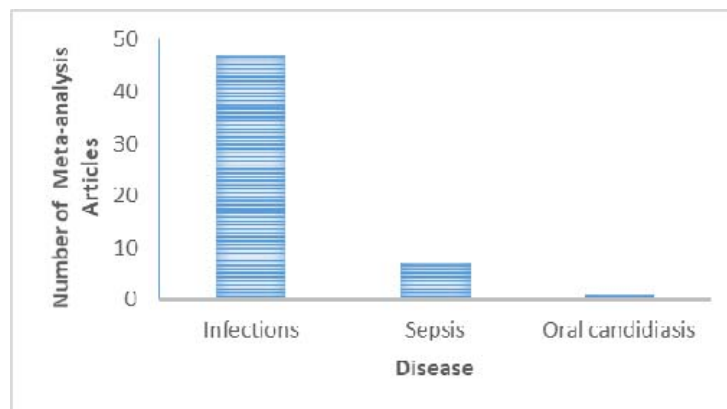


Figure 7 Distribution of meta-analysis articles based on disease of certain infectious and parasitic.

Jaundice and the birth of a premature infant are rooted in pregnancy. After diarrhea, most of the meta-analysis articles have been published about premature infants and related diseases (Figure 8). Probiotic supplements administration is one of the most important therapeutic interventions in premature infants (21–30). Probiotics can absorb natural flora in these infants (31). In addition, it is reported that using probiotics may help preventing preterm labor also (32). According to the results, probiotics were 78.26% effective in preventing and treating various diseases in premature infants.

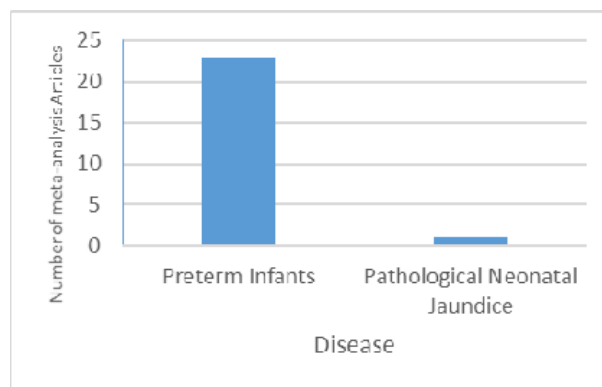


Figure 8 Distribution of meta-analysis articles based on certain conditions originating in the perinatal period.

The effect of probiotics on respiratory tract diseases is shown in Figure 9. Most of the respiratory diseases studied are pneumonia. Out of 6 studies, 5 were related to ventilator-associated pneumonia and 1 study was to nosocomial pneumonia.

According to the results, the percentage of probiotics effectiveness in respiratory infections is 83.33%. One of the reasons that probiotics reduce the risk of infectious diseases, including respiratory infections, is the functional role of these strains in the gastrointestinal system as well as their association with the immune system (33), Which stimulate the immune system and strengthen it (34,35). Probiotics have also been 66.66% effective in preventing ventilator-associated pneumonia, which is an acute respiratory infection and the highest cause of death in children worldwide (36).

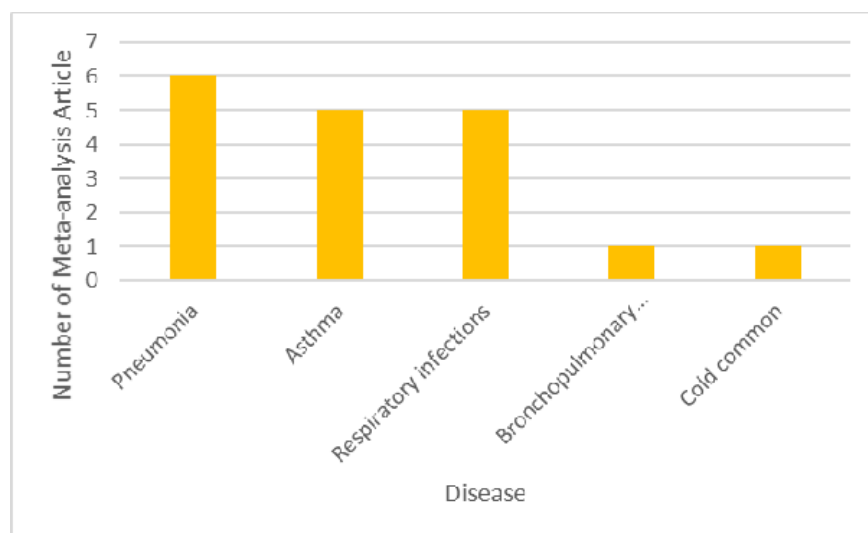


Figure 9 Distribution of meta-analysis articles based on Respiratory system's disease.

Within metabolic and endocrine diseases, 9 out of 15 articles were related to type 2 diabetes, Figure 10. Probiotics have been quite effective in controlling diabetes, especially type 2 diabetes. In diabetic patients, antioxidant defenses become disturbed and large amounts of free radicals are produced (35,37), and since oxidative stress plays an important role in the pathogenesis, progression, or complications of diabetes (35,38,39), probiotics by their antioxidant properties, can reduce inflammation and also prevent the destruction of pancreatic beta cells, thereby reducing blood sugar (40,41). Because most meta-analysis studies have been done on type 2 diabetic patients, more studies are recommended to investigate the effect of probiotics on type 2 diabetic patients.

Only five meta-analysis articles have examined the effect of probiotics on obesity and overweight (42–46). However, in all cases, except one (42), probiotics had a positive effect on weight and body mass index (BMI) improvement. Other meta-analysis studies have investigated the effect of probiotics on body weight and BMI, which reported different results. Therefore, further studies are needed to determine the precise effect of probiotics on human weight. A study by Zhang and colleagues suggests that probiotics, especially when used multiple probiotic strains in combination for more than 8 weeks, can reduce weight and also decrease body mass index (47). Another study reported that probiotics had no effect on weight loss(48). Million and colleagues have also reported that different species of *Lactobacillus* have different effects on weight change (49).

Intestinal microbiota is one of the contributing factors in obesity (50,51) an increase in the strains of *Bacteroides fragilis*, *Clostridium leptum*, and *Bifidobacterium catenulatum* and decrease in the levels of *Clostridium coccoides*, *Lactobacillus sensu lato*, and *Bifidobacterium* have significant effective on weight loss (52,53) so probiotics may be effective in modulating obesity by altering the composition of the gut microbiota (54,55).

Probiotics that are effective in controlling obesity and appetite exert their effects through the nervous system. Lactobacilli and bifidobacteria, which are common probiotics, are capable of producing short chain fatty acids (SCFAs) (56,57). They have positive effects on energy metabolism in mammals (58) which decrease appetite by altering the levels of glutamate, glutamine, gamma amino butyric acid (GABA) and neuropeptides. On the other hand, acetate, the short-chain fatty acid produced by bifidobacteria, causes physiological and regulatory changes in the hypothalamus resulting in suppression of appetite (59–61)

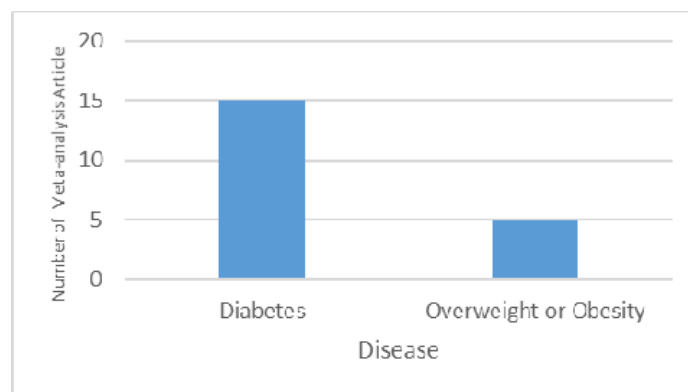


Figure 10 Distribution of meta-analysis articles based on Endocrine, nutritional and metabolic's diseases.

There have also been 14 studies on the effects of probiotics on skin diseases that are illustrated in Figure 11 for their distribution in different types of skin diseases. According to the results of this study, probiotics have been very effective in preventing eczema. However, Doege and colleagues have shown that probiotic are effective in preventing these diseases only when *lactobacilli* strains are used during pregnancy, not a combination of different probiotic strains (62).

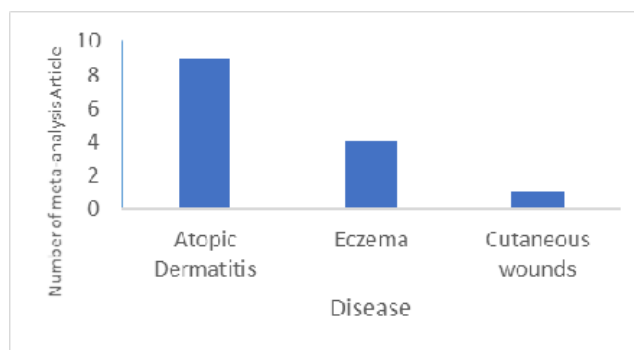


Figure 11 Distribution of meta-analysis articles based on Skin's disease.

According to the International **Classification** of Diseases, mortality and colic are classified as symptoms, signs and abnormal clinical and laboratory findings. The number of articles published in this field so far is shown in Figure 12.

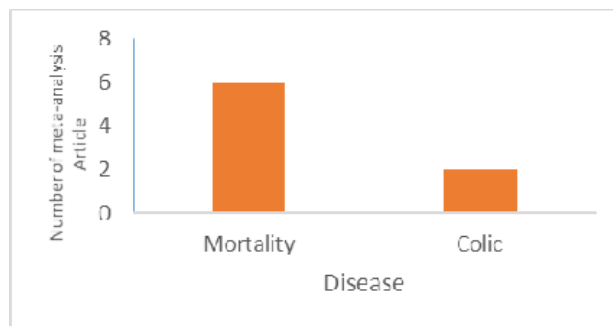


Figure 12 Distribution of meta-analysis articles based on symptoms, signs and abnormal clinical and laboratory findings.

Figure 13 shows the circulatory system related diseases. The low number of studies in this area is clearly evident. According to the results presented in Table 2, probiotics also have a positive effect on reducing fat and **cholesterol**. In a meta-analysis study investigating the effect of probiotics on lipid profile and blood pressure in patients with type 2 diabetes, it was reported that probiotics may be a new method for lipid profile and management and control of blood pressure in patients with type 2 diabetes(63).

Probiotics, which can be effective in decreasing serum cholesterol (hypocholesterolemia), play their role by attaching cholesterol and fatty acids to the membrane of probiotic bacteria(64), deconjugation of bile acids is due to the presence of bile salts hydrolase enzymes (BSH) in lactic acid bacteria(65–68) and conversion of cholesterol to coprostanol and its excretion through the feces(64).

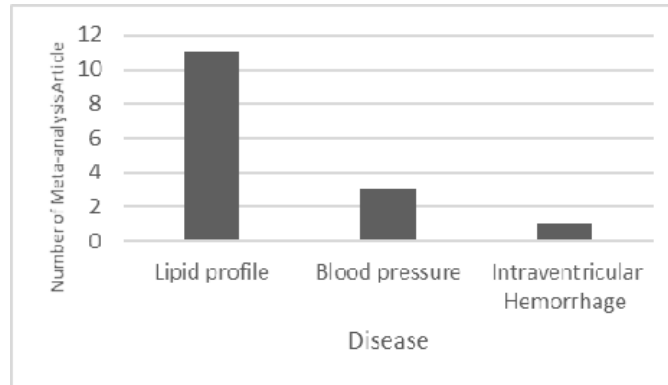


Figure 13 Distributed of meta-analysis articles based on Circulatory system's diseases.

Figure 14 shows the diseases of the genitourinary system. Although various diseases have been studied, the number of studies for each disease is low.

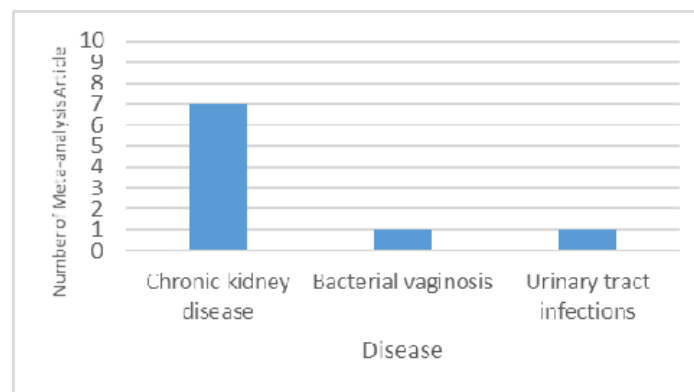


Figure 14 Distribution of meta-analysis articles based on genitourinary system's disease.

The variety of diseases that have been studied to find the probiotic effect also includes mental illnesses. In Figure 15, the statistics of these cases are illustrated. Depression and anxiety are some of the behavioral and mental disorders that have been studied, although not many studies have been reported, yet half of the studies reported a positive effect of probiotic therapy (69–72) However, half of them did not have any positive or negative effects on these patients(73–76)Recent research suggests that there are two hypotheses through which probiotics affect mood and cognition (77) one of them is regulation of important neurotransmitters and the other is regulation of inflammatory markers by these probiotics (77). Inflammatory factor increases cytokines. Cytokines impact on the synthesis, release and uptake of neurotransmitters(78–80). Finally, the increase in cytokines is associated with neurodegenerative disorders such as depression and anxiety. Probiotics improves parameters such as mood and insomnia in patients with depression (81–83) by reducing inflammatory cytokines Interleukin-1 beta (IL-1 β) (84,85), Interleukin-6 (IL-6), tumor necrosis factor-alpha (TNF- α) (81–84).

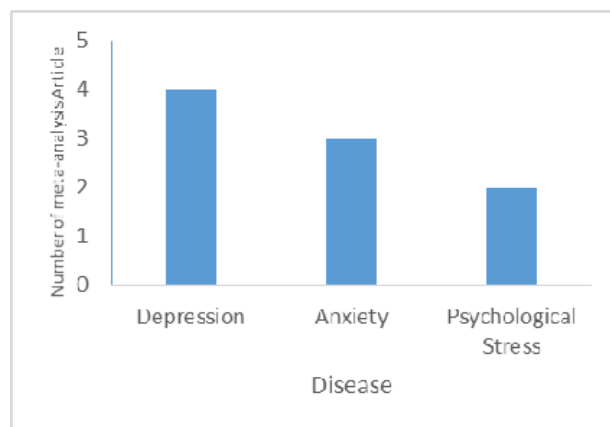


Figure 15 Distribution of meta-analysis articles based on Mental and behavioural's disorders.

Few studies are also related to injury, poisoning and certain other consequences of external causes, Figure 16.

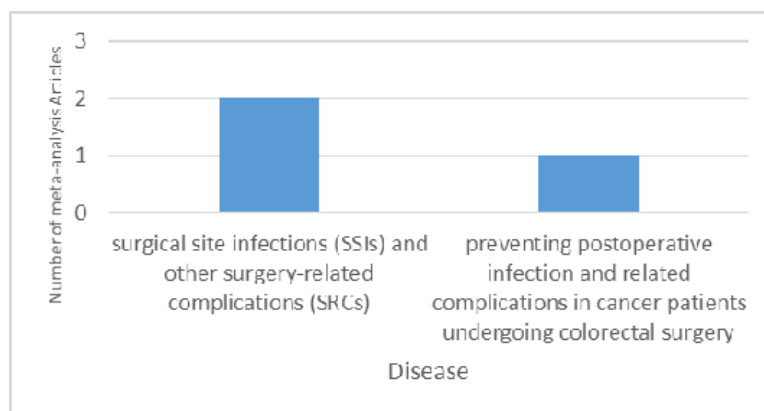


Figure 16 Distribution of meta-analysis articles based on injury, poisoning and certain other consequences of external causes.

Figure 17 shows the statistics of the meta-analysis articles on probiotic effects on other diseases, among which allergies have the highest frequency. According to 6 meta-analysis studies in allergic diseases, the effectiveness of probiotics in preventing and treating this disease is 71.42%. In fact, probiotics reduce allergy symptoms by improving immune function, helping to destroy allergen proteins, confronting pathogenic bacteria, increasing mucus production and strengthen mucosal barrier (86–88). A meta-analysis article on AIDS has investigated the effect of probiotics on CD4 cell count in HIV patients, which reported that probiotic had no effect on CD4 cell count (89) CD4 cell decline is associated with progression of the disease (90,91). It has been shown that the composition of the gut microbiota changes after body is infected with the HIV, and this change plays a key role in the pathogenesis of HIV (91). Some studies have shown that probiotics play a protective role and also treatment in HIV-infected individuals by modulating immune function (91–93). While other studies have not observed any significant effect of probiotics on the immune system of individuals with this disease(94–96).

Although only two studies have been conducted on cancer, the results suggest that probiotics have been quite effective in preventing cancer. Since half of all cancers are preventable, it is suggested to do further studies on the effect of probiotics in preventing various cancers and its advancing, especially lung, liver, colorectal, gastric and breast cancers, that are the deadliest cancers respectively (97). Among the most important mechanisms that can explain the preventive role of probiotics against the cancer are changes in the gut microbiota, anti-tumor effect through inactivation of cancer compounds, competition with pathogenic microorganisms, improvement the hosts immune response, decomposition of non-digestible compounds, inhibiting tyrosine kinase signaling pathways and antiproliferative effect of cells through regulation of apoptosis and cell differentiation (98–101).

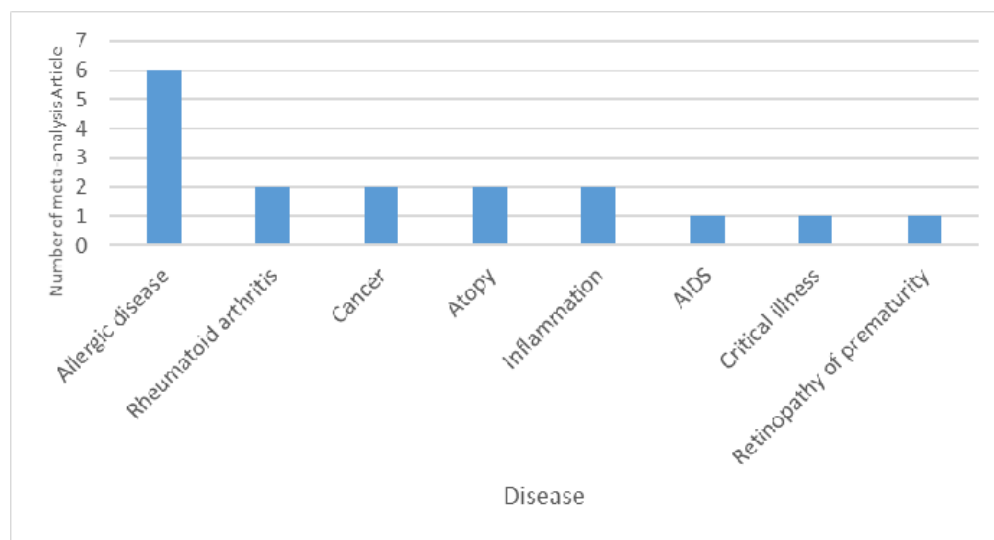


Figure 17 Distribution of probiotics-disease meta-analysis articles based on other disease

Some articles have not directly examined the effect of probiotics on diseases but have examined the role of probiotics on human health. For example, probiotic effects on pregnancy, oxidative stress or weight gain cannot be categorized as diseases. These articles, totaling 22, are listed in Table 2.

Table 2 Classification of the meta-analysis articles impact on human health apart from disease. R is the abbreviation of Result and P/T stands for Prevention/Treatment. Sign + indicates the positive effect of probiotics on the disease. Sign - Indicates that probiotics do not have a positive effect on patients (nor having a negative effect on patients)

Row	Case	Paper title	R	Year	P / T	The number of studies included	Reference
1	Oxidative stress	A systematic review and meta-analysis of the probiotics and synbiotics effects on oxidative stress	+	2018	T	27	(102)
2	Blood glucose	Effect of probiotics and synbiotics on blood glucose: a systematic review and meta-analysis of	+	2018	T	14	(103)

		controlled trials					
3	Body weight and body-mass index	Effect of probiotics on body weight and body-mass index: a systematic review and meta-analysis of randomized, controlled trials	+	2016	T	20	(47)
4	Safety in pregnancy	Probiotic safety in pregnancy: a systematic review and meta-analysis of randomized controlled trials of Lactobacillus, Bifidobacterium, and Saccharomyces spp.	- for Lactobacillus and Bifidobacterium. The safety of Saccharomyces is unknown	2009	T	11	(104)
5	Outcomes of Trauma	The Effects of Probiotics in Early Enteral Nutrition on the Outcomes of Trauma	Nosocomial infections, VAP, and length of ICU stay: + Mortality: -	2013	T	5	(105)
6	Weight gain in humans and animals	Comparative meta-analysis of the effect of Lactobacillus species on weight gain in humans and animals	Different Lactobacillus species are associated different effects on weight change	2012	T	82	(49)
7	Metabolic	The effects of	Probiotics	2018	T	10	(106)

	health in pregnant women	probiotics supplementation on metabolic health in pregnant women: An evidence based meta-analysis	supplementation have beneficial effects on glucose metabolism, rather than lipid metabolism				
8	Immune response to influenza vaccination in adults	Effect of probiotics and prebiotics on immune response to influenza vaccination in adults: A systematic review and meta-analysis of randomized controlled trials	+	2018	T	9	(107)
9	Antibody titers after influenza vaccination	The influence of prebiotic or probiotic supplementation on antibody titers after influenza vaccination: a systematic review and meta-analysis of randomized controlled trials.	+	2018	T	12	(108)
10	Weight loss	Probiotics for weight loss: a systematic review and meta-analysis	-	2015	T	4	(48)
11	Patients with severe head	Early enteral nutrition supplemented with	+	2017	T	4	(109)

	injury	probiotics improved the clinical outcomes in patients with severe head injury: protocol for a meta-analysis of randomized controlled trials					
12	Halitosis	The Effect of Probiotics on Halitosis: a Systematic Review and Meta-analysis	+	2017	T	3	(110)
13	Cellular immune function	Short-term probiotic supplementation enhances cellular immune function in healthy elderly: systematic review and meta-analysis of controlled studies	+	2019	T	17	(111)
14	Oral health	Are dairy products containing probiotics beneficial for oral health? A systematic review and meta-analysis	+	2018		32	(112)
15	Reduced antibiotic use	Does probiotic consumption reduce antibiotic utilization for common acute	+	2019	T	17	(113)

		infections? A systematic review and meta-analysis					
16	Supplementat iof Glucose Metabolism and Lipid Profiles	The Effects of Synbiotic Supplementation on Glucose Metabolism and Lipid Profiles in Patients with Diabetes: a Systematic Review and Meta-Analysis of Randomized Controlled Trials	+	2018	T	7	(114)
17	Prevalence of obesity	Effects of probiotic supplementation on the regulation of blood lipid levels in overweight or obese subjects: a meta-analysis	+ for reduction of total cholesterol (TC), low density lipoprotein (LDL) And unclear for HDL and TG	2019	P	12	(115)
18	Improved glucose and lipid metabolism	Probiotics improve glucose and lipid metabolism in pregnant women: a meta-analysis	+	2019	T	13	(8)

19	Antioxidant status	Effects of probiotics and synbiotic supplementation on antioxidant status: A meta-analysis of randomized clinical trials	+	2019	T	16	(116)
20	Overweight and obese adults	Effects of oral supplementation with probiotics or synbiotics in overweight and obese adults: a systematic review and metaanalyses of randomized trials	+ for Waist circumference Effect less for Body weight & BMI	2019	P	28	(42)
21	Oxidative stress	The Effects of Supplementation with Probiotic on Biomarkers of Oxidative Stress in Adult Subjects: a Systematic Review and Meta-analysis of Randomized Trials	+	2019	T	11	(117)
22	Reduce the weight gain & improve obesity related metabolic	The Potential Role of Probiotics in Controlling Overweight/Obesity and Associated Metabolic Parameters	+	2019	T	7	(43)

	parameters	in Adults: A Systematic Review and Meta-Analysis					
--	------------	--	--	--	--	--	--

Table 3 presents articles that have studied a particular disease but reported different results. This contradiction may be due to the publication of articles in different years and the completion of scientific findings from new experiments and studies.

Table 3 Contradiction reports about the efficacy of probiotics in some diseases Sign + indicates the positive effect of probiotics on the disease. Sign - Indicates that probiotics do not have a positive effect on patients (nor having a negative effect on patients).

Row	Disease	Title of Article	Result	Year	The number of studies included	Reference
1	Respiratory infections	Network meta-analysis of probiotics to prevent respiratory infections in children and adolescents	-	2017	22	(118)
2	Respiratory infections	Probiotics for prevention and treatment of respiratory tract infections in children: A systematic review and meta-analysis of randomized controlled trials.	+	2016	23	(119)
3	Respiratory infections	<i>Lactobacillus rhamnosus</i> GG supplementation for preventing respiratory infections in children: A Meta-analysis of Randomized, Placebo-controlled Trials	+	2013	4	(120)
4	Respiratory infections	Effectiveness of probiotics on the duration of illness in healthy children and adults who develop common acute respiratory infectious conditions: a systematic review and meta-analysis	+	2014	20	(121)
5	Respiratory infections	Role of probiotics to prevent and reduce the duration of upper respiratory infections in ambulatory children: Systematic Review with	+	2018	20	(122)

		Network-Meta Analysis				
6	Depression	A meta-analysis of the use of probiotics to alleviate depressive symptoms	-	2018	10	(74)
7	Depression	Effect of Probiotics on Depression: A Systematic Review and Meta-Analysis of Randomized Controlled Trials	+	2016	5	(70)
8	Depression	Gut feeling: randomized controlled trials of probiotics for the treatment of clinical depression: Systematic review and meta-analysis	-	2019	3	(75)
9	Depression and Anxiety	Prebiotics and probiotics for depression and anxiety: A systematic review and meta-analysis of controlled clinical trials	-	2019	34	(72)
10	Anxiety	Efficacy of probiotics on anxiety-A meta-analysis of randomized controlled trials	-	2018	12	(73)
11	Anxiety	Efficacy of Probiotics on Anxiety: A Meta-analysis of Randomized Controlled Trials	+	2017	10	(69)
12	Ventilator-Associated Pneumonia	Lack of Efficacy of Probiotics in Preventing Ventilator-Associated Pneumonia: A Systematic Review and Meta-analysis of Randomized Controlled Trials	-	2012	7	(123)
13	Ventilator-Associated Pneumonia	Probiotics for Preventing Ventilator-Associated Pneumonia: A Systematic Review and Meta-Analysis of High-Quality Randomized Controlled Trials	-	2013	5	(124)
14	Ventilator-Associated Pneumonia	Impact of the administration of probiotics on the incidence of ventilator-associated pneumonia: A meta-analysis of randomized controlled trials	+	2010	5	(125)
15	Ventilator-Associated Pneumonia	Probiotics for Preventing Ventilator-Associated Pneumonia in Mechanically Ventilated Patients: A Meta-Analysis with Trial Sequential Analysis	+	2017	13	(126)
16	Ventilator-Associated Pneumonia	probiotics for the prevention of ventilator-associated pneumonia a meta-analysis	+	2013	14	(124)

17	Cancer therapy-induced diarrhea	Prophylactic probiotics for cancer therapy-induced diarrhea	-	2018	7	(127)
18	Cancer therapy-induced diarrhoea	probiotics for prevention of chemoradiotherapy-induced diarrhea in people with abdominal and pelvic cancer: a systematic review and meta-analysis	+	2016	11	(128)
19	Cancer therapy-induced diarrhea	Probiotics for prevention of radiation-induced diarrhea: A meta-analysis of randomized controlled trials	+	2017	6	(129)

According to the results, probiotics have no effect in improving or preventing retinopathy (1 meta-analysis study including 11 studies), bronchopulmonary dysplasia (1 meta-analysis study including 15 studies) and invasive fungal infections (1 meta-analysis study including 8 studies), rheumatoid arthritis (2 meta-analysis studies including 9 and 4 studies, Acute pancreatitis (4 meta-analysis studies including 4, 6, 7 and 12 studies), asthma (5 meta-analysis studies including 25, 5, 11, 9 and 19 studies) and AIDS (1 meta-analysis study including 11 studies). Although due to the low number of meta-analysis studies on these diseases, may not be *true* to say that probiotics are completely ineffective on these diseases, and further studies are needed to confirm these findings.

On the other hand, probiotics, have been completely effective (100%) on a range of diseases including: *Helicobacter pylori* infection (18 meta-analysis studies include 357 studies), diabetes (15 meta-analysis studies include 264 studies), sepsis (7 meta-analysis studies include 188 studies), ulcerative colitis(7 meta-analysis studies include 143 studies), atopic dermatitis (9 meta-analysis studies include 129 studies), lipid profile (11 meta-analysis studies include 124 studies), hepatic encephalopathy (9 meta-analysis studies include 84 studies), pouchitis (3 meta-analysis studies include 64 studies), gastrointestinal disorder (6 meta-analysis studies include 54 studies), atopy (2 meta-analysis studies include 42 studies), eczema (4 meta-analysis studies include 38 studies), colorectal surgery (3 meta-analysis studies include 36 studies), blood pressure (3 meta-analysis studies include 33 studies), cancer (2 meta-analysis studies include 27 studies), inflammation (2 meta-analysis studies include 23 studies), psychological Stress (2 meta-analysis studies include 19 studies), colic (2 meta-analysis studies include 10 studies), cutaneous wounds (1 meta-analysis study includes 6 studies), cold common (1 meta-analysis study includes 10 studies), critical illness (1 meta-analysis study includes 30 studies), bacterial vaginosis (1 meta-analysis study includes 12 studies), urinary tract infections(1 meta-analysis study includes 5 studies), , intraventricular hemorrhage (1 meta-analysis study includes 32 studies), oral candidiasis (1 meta-analysis study includes 4 studies), pathological neonatal jaundice (1 meta-analysis study includes 13 studies), In the previous section we discussed the salutary effects and mechanisms of probiotics in various diseases.

Conclusion

The study of the probiotic effect in the prevention or treatment of diseases has long attracted the attention of many researchers. In recent years these studies have increased significantly in a way that so far from 2000 to October 2019, 283 articles on the probiotic effect in the prevention and treatment of various diseases have been reported directly and 22 cases have been reported indirectly, role review of probiotics have been reported on human health and not directly on disease. A comprehensive systematic review of meta-analyses has several benefits in understanding the distribution and developing attitudes towards probiotics in different diseases and orienting the future research. Creating a perspective from research in this area may open new horizons for researchers, thus make them capable to initiate wiser projects. Most significant features of this study can be briefly noted below.

The increasing trend of publication of articles by year indicates the growing interest of researchers in the field, which has recently become one of the most attractive subjects for researchers interested in probiotics. There is an actual starting point of consideration of meta-analyses research for probiotics form 2011. In 2018, published articles frequency is at its peak. Since the studies have been reviewed until October 2019, given the ascending trend, maybe taking into the account the second half of the 2019 year will lead to a higher peak. Therefore, growing in number of articles is expected to continue in the coming years. Some currently accepted papers from before, may be under publication, and will appear in near future, also.

According to the results of this study, among the most meta-analysis studies (diseases with more than 10 original studies), probiotics were more than 90% effective in preventing and treating diseases. Some articles have reported no positive effects in disease incidence or preventing its progression thus make it essential to perform further study to confirm this. Since some meta-analysis articles suggest no effect while other suggests a positive effect for the same disease, it might be interesting for future works to see if there is a correlation between the number of studies in a meta-analysis and the outcome (effective or not effective). Our investigation on disease having more than 10 meta-analyses research (total 170 study including 519622 participants) shows that the average effectiveness of probiotics is more than 90% for the diseases with top most meta-analysis count (Table 4).

Table 4 Relativity of the number of the meta-analysis studies with the effectiveness report of probiotics on the diseasaes.

Disease	Meta-analysis count	Total number of the studies in the meta-analyses	Number of subjects	Effectiveness percent
Infections	47	874	150310	93.61%
Diarrhea	40	669	120306	80.95%
Preterm Infants	23	467	110984	82.60%

Enterocolitis	20	395	91155	85%
Diabetes	15	264	15966	100%
Irritable bowel syndrome	14	236	18952	92.85%
Lipid profile	11	124	11949	100 %
Total	170	3029	519622	90.71%

However, none of the investigated papers has reported the detrimental effect of probiotics on human health. Further studies are needed to confirm the effectiveness of probiotics in the treatment, prevention or improvement of diseases, especially to confirm the effectiveness of probiotics in less studied diseases (such as AIDS, cancer, ocular and musculoskeletal diseases). For the AIDS and cancer, due to the weakness of immune system, patients are at risk for secondary infections. Therefore, further investigation of the role of probiotics in the prevention or treatment of subsequent infections may be important. However, there is strong evidence that probiotics play a beneficial and effective role in the prevention and treatment of several diseases including: diarrhea, infection, necrotizing enterocolitis, irritable bowel syndrome, type 2 diabetes, *Helicobacter pylori* eradication and necrotizing enterocolitis, sepsis in premature infants and lipid profile. The scope of studies in this article can also be expanded to Cochrane reviews. Our study is only limited to probiotics related meta-analysis studies, and it cannot be generalized to other studies about probiotics. There are rare negative outcomes related to probiotics such as (11) that indicates using probiotics for severe acute pancreatitis (PROPATRIA) did not get better results, but it was associated with an increased risk of mortality. It should be mentioned that since the writing of this article (from September 2018 to the October 2019), 49 other relevant meta-analysis studies have been published which according to our prediction this upward trend in the number of meta-analysis articles that scrutinize the effect of probiotic on various diseases will continue to increase. For the future works, Cochrane reviews, meta-analysis including dozens of articles (as e.g. for NEC and AAD) may be included in the study and the quality of the articles can be considered.

Acknowledgments

It's pleasure to express our deep sense of gratitude to professor Arthur C. Ouwehand from DuPont Nutrition and Biosciences for his valuable and directive critical reviews and comments of this research.

Statement of Competing Interests

The authors have no competing interests.

List of Abbreviations

Result; R, Prevention; P, Treatment; T, Body mass index; BMI, International Classification of Diseases system: ICD, Crohn's disease; CD, Ulcerative colitis; UC, Short chain fatty acids; SCFAs, Gamma amino butyric acid; GABA, Bile salts hydrolase enzymes; BSH, Interleukin-1 beta; IL-1 β , Interleukin-6; IL-6, Tumor necrosis factor-alpha; TNF- α , Total cholesterol; TC, Low density lipoprotein; LDL.

References

1. Saavedra JM. Clinical applications of probiotic agents–. The American journal of clinical nutrition. 2001;73(6):1147S–1151S.
2. FAO WHO. Probiotics in food. Health and nutritional properties and guidelines for evaluation. 2006;
3. Amara AA, Shibl A. Role of Probiotics in health improvement, infection control and disease treatment and management. Saudi pharmaceutical journal. 2015;23(2):107–14.
4. Theodoropoulos DS, Theodoropoulos GA, Pecoraro DL. Using meta-analysis to answer clinical questions. JAMA. 2001;286(21):2669–70.
5. Grin PM, Kowalewska PM, Alhazzani W, Fox-Robichaud A, Grin PM, Fox-Robichaud AE. Lactobacillus for preventing recurrent urinary tract infections in women: meta-analysis [Internet]. Article in The Canadian Journal of Urology. 2013 [cited 2018 Aug 3]. Available from: <https://www.researchgate.net/publication/235714595>
6. Huang H, Song L, Zhao W. Effects of probiotics for the treatment of bacterial vaginosis in adult women: a meta-analysis of randomized clinical trials. Archives of Gynecology and Obstetrics [Internet]. 2014 Jun 8 [cited 2018 Aug 3];289(6):1225–34. Available from: <http://link.springer.com/10.1007/s00404-013-3117-0>
7. Peng T-R, Wu T-W, Chao Y-C. Effect of probiotics on the glucose levels of pregnant women: a meta-analysis of randomized controlled trials. Medicina. 2018;54(5):77.
8. Han M-M, Sun J-F, Su X-H, Peng Y-F, Goyal H, Wu C-H, et al. Probiotics improve glucose and lipid metabolism in pregnant women: a meta-analysis. Annals of translational medicine. 2019;7(5).
9. Shamasbi SG, Ghanbari-Homayi S, Mirghafourvand M. The effect of probiotics, prebiotics, and synbiotics on hormonal and inflammatory indices in women with polycystic ovary syndrome: a systematic review and meta-analysis. European journal of nutrition. 2019;1–18.
10. Suez J, Zmora N, Zilberman-Schapira G, Mor U, Dori-Bachash M, Bashirdes S, et al. Post-antibiotic gut mucosal microbiome reconstitution is impaired by probiotics and improved by autologous FMT. Cell. 2018;174(6):1406–23.
11. Besselink MG, Van Santvoort HC, Buskens E, Boermeester MA, Van Goor H, Timmerman HM, et al. Probiotic prophylaxis in patients with predicted severe acute pancreatitis: a randomised, double-blind, placebo-controlled trial. Nederlands tijdschrift voor geneeskunde. 2008;152(12):685–96.
12. McFarland L V, Dublin S. Meta-analysis of probiotics for the treatment of irritable bowel syndrome. World journal of gastroenterology [Internet]. 2008 May 7 [cited 2018 Sep 28];14(17):2650–61. Available from: <http://www.ncbi.nlm.nih.gov/pubmed/18461650>
13. Whelan K, Quigley EMM. Probiotics in the management of irritable bowel syndrome and inflammatory bowel disease. Current opinion in gastroenterology. 2013;29(2):184–9.
14. Szajewska H, Urbańska M, Chmielewska A, Weizman Z, Shamir R. Meta-analysis: *Lactobacillus reuteri* strain DSM 17938 (and the original strain ATCC 55730) for treating acute gastroenteritis in children. Beneficial Microbes [Internet]. 2014 Sep 24 [cited 2018 Aug 4];5(3):285–93. Available from: <http://www.wageningenacademic.com/doi/10.3920/BM2013.0056>
15. Chmielewska A, Ruszczyński M, Szajewska H. Lactobacillus reuteri strain ATCC 55730 for the treatment of acute infectious diarrhoea in children: A meta-analysis of randomized controlled trials. Pediaatria Wspolczesna. 2008;

16. Jun Pan. A meta analysis of the efficacy of *Saccharomyces boulardii* in children with acute diarrhea. *African Journal of Pharmacy and Pharmacology*. 2012;
17. Dinleyici EC, Eren M, Yargic ZA, Vandenplas Y. Costeffectiveness of add-on probiotics (*Saccharomyces boulardii*) in children with acute rotavirus diarrhea in Turkey (SB-cosTR). In: *Proceedings of the 44th Annual Meeting of the European Society for Paediatric Gastroenterology, Hepatology, and Nutrition*. 2011. p. 25–8.
18. De Vrese M, Offick B. Probiotics and prebiotics: effects on diarrhea. In: *Bioactive Foods in Promoting Health*. Elsevier; 2010. p. 205–27.
19. Patel R, DuPont HL. New approaches for bacteriotherapy: prebiotics, new-generation probiotics, and synbiotics. *Clinical Infectious Diseases*. 2015;60(suppl_2):S108–21.
20. Roussel C, Sivignon A, de Vallée A, Garrait G, Denis S, Tsilia V, et al. Anti-infectious properties of the probiotic *Saccharomyces cerevisiae* CNCM I-3856 on enterotoxigenic *E. coli* (ETEC) strain H10407. *Applied microbiology and biotechnology*. 2018;102(14):6175–89.
21. Mihatsch WA, Braegger CP, Decsi T, Kolacek S, Lanzinger H, Mayer B, et al. Critical systematic review of the level of evidence for routine use of probiotics for reduction of mortality and prevention of necrotizing enterocolitis and sepsis in preterm infants. *Clinical nutrition*. 2012;31(1):6–15.
22. Shlomai NO, Deshpande G, Rao S, Patole S. Probiotics for preterm neonates: what will it take to change clinical practice? *Neonatology*. 2014;105(1):64–70.
23. Rao SC, Athalye-Jape GK, Deshpande GC, Simmer KN, Patole SK. Probiotic Supplementation and Late-Onset Sepsis in Preterm Infants: A Meta-analysis. *Pediatrics* [Internet]. 2016 Mar 1 [cited 2018 Aug 3];137(3):e20153684. Available from: <http://www.ncbi.nlm.nih.gov/pubmed/26908700>
24. AlFaleh K, Anabrees J. Probiotics for prevention of necrotizing enterocolitis in preterm infants. *Evidence-Based Child Health: A Cochrane Review Journal*. 2014;9(3):584–671.
25. Lau CSM, Chamberlain RS. Probiotic administration can prevent necrotizing enterocolitis in preterm infants: A meta-analysis. *Journal of Pediatric Surgery* [Internet]. 2015 Aug 1 [cited 2018 Aug 3];50(8):1405–12. Available from: <https://www.sciencedirect.com/science/article/pii/S0022346815003620>
26. Wang Q, Dong J, Zhu Y. Probiotic supplement reduces risk of necrotizing enterocolitis and mortality in preterm very low-birth-weight infants: an updated meta-analysis of 20 randomized, controlled trials. *Journal of Pediatric Surgery* [Internet]. 2012 [cited 2018 Oct 22];47:241–8. Available from: www.elsevier.com/locate/jpedisurg
27. Aceti A, Gori D, Barone G, Callegari ML, Di Mauro A, Fantini MP, et al. Probiotics for prevention of necrotizing enterocolitis in preterm infants: systematic review and meta-analysis. *Italian Journal of Pediatrics* [Internet]. 2015 Dec 14 [cited 2018 Aug 2];41(1):89. Available from: <http://www.ijponline.net/content/41/1/89>
28. Olsen R, Greisen G, Schrøder M, Brok J. Prophylactic Probiotics for Preterm Infants: A Systematic Review and Meta-Analysis of Observational Studies. *Neonatology* [Internet]. 2016 [cited 2018 Jul 31];109(2):105–12. Available from: <http://www.ncbi.nlm.nih.gov/pubmed/26624488>
29. Zhang G-Q, Hu H-J, Liu C-Y, Shakya S, Li Z-Y. Probiotics for Preventing Late-Onset Sepsis in Preterm Neonates: A PRISMA-Compliant Systematic Review and Meta-Analysis of Randomized Controlled Trials. *Medicine* [Internet]. 2016 Feb [cited 2018 Aug 3];95(8):e2581. Available from: <http://www.ncbi.nlm.nih.gov/pubmed/26937897>
30. Li D, Rosito G, Slagle T. Probiotics for the prevention of necrotizing enterocolitis in neonates: an 8-year retrospective cohort study. *Journal of clinical pharmacy and therapeutics*. 2013;38(6):445–9.
31. Sukanyaa S, Vinoth S, Ramesh S. Role of probiotics in preterm infants: a randomized controlled trial. *International Journal of Contemporary Pediatrics*. 2017;4(2):447–9.
32. Reid G, Bocking A. The potential for probiotics to prevent bacterial vaginosis and preterm labor. *American journal of obstetrics and gynecology*. 2003;189(4):1202–8.
33. Rijkers GT, Bengmark S, Enck P, Haller D, Herz U, Kalliomaki M, et al. Guidance for substantiating the evidence for beneficial effects of probiotics: current status and recommendations for future research. *The Journal of nutrition*. 2010;140(3):671S–676S.

34. Saarela M, Mogensen G, Fonden R, Mättö J, Mattila-Sandholm T. Probiotic bacteria: safety, functional and technological properties. *Journal of biotechnology*. 2000;84(3):197–215.
35. Maritim AC, Sanders aRA, Watkins Iii JB. Diabetes, oxidative stress, and antioxidants: a review. *Journal of biochemical and molecular toxicology*. 2003;17(1):24–38.
36. Brooks WA. Bacterial Pneumonia. In: *Hunter's Tropical Medicine and Emerging Infectious Diseases*. Elsevier; 2020. p. 446–53.
37. Lipinski B. Pathophysiology of oxidative stress in diabetes mellitus. *Journal of Diabetes and its Complications*. 2001;15(4):203–10.
38. Ceriello A, Motz E. Is oxidative stress the pathogenic mechanism underlying insulin resistance, diabetes, and cardiovascular disease? The common soil hypothesis revisited. *Arteriosclerosis, thrombosis, and vascular biology*. 2004;24(5):816–23.
39. Stephens JW, Khanolkar MP, Bain SC. The biological relevance and measurement of plasma markers of oxidative stress in diabetes and cardiovascular disease. *Atherosclerosis*. 2009;202(2):321–9.
40. Lin M-Y, Yen C-L. Antioxidative ability of lactic acid bacteria. *Journal of agricultural and food chemistry*. 1999;47(4):1460–6.
41. Uskova MA, Kravchenko L V. Antioxidant properties of lactic acid bacteria--probiotic and yogurt strains. *Voprosy pitaniia*. 2009;78(2):18–23.
42. Suzumura EA, Bersch-Ferreira ÂC, Torreglosa CR, da Silva JT, Coqueiro AY, Kuntz MGF, et al. Effects of oral supplementation with probiotics or synbiotics in overweight and obese adults: a systematic review and meta-analyses of randomized trials. *Nutrition reviews*. 2019;77(6):430–50.
43. Wang Z-B, Xin S-S, Ding L-N, Ding W-Y, Hou Y-L, Liu C-Q, et al. The potential role of probiotics in controlling overweight/obesity and associated metabolic parameters in adults: A systematic review and meta-analysis. *Evidence-Based Complementary and Alternative Medicine*. 2019;2019.
44. Koutnikova H, Genser B, Monteiro-Sepulveda M, Faurie J-M, Rizkalla S, Schrezenmeir J, et al. Impact of bacterial probiotics on obesity, diabetes and non-alcoholic fatty liver disease related variables: a systematic review and meta-analysis of randomised controlled trials. *BMJ open*. 2019;9(3):e017995.
45. Borgeraas H, Johnson LK, Skattebu J, Hertel JK, Hjelmessaeth J. Effects of probiotics on body weight, body mass index, fat mass and fat percentage in subjects with overweight or obesity: a systematic review and meta-analysis of randomized controlled trials. *Obesity Reviews* [Internet]. 2018 Feb [cited 2018 Jul 25];19(2):219–32. Available from: <http://doi.wiley.com/10.1111/obr.12626>
46. John GK, Wang L, Nanavati J, Singh R, Mullin G. Mo1963 - Lactobacillus Probiotics Reduce Body Mass Index, Body Weight, and Fat Mass in Overweight and Obese Subjects: A Systematic Review and Meta-Analysis of Randomized Controlled Trials. *Gastroenterology* [Internet]. 2018 May 1 [cited 2018 Jul 27];154(6):S-865-S-866. Available from: <http://linkinghub.elsevier.com/retrieve/pii/S0016508518329275>
47. Zhang Q, Wu Y, Fei X. Effect of probiotics on body weight and body-mass index: a systematic review and meta-analysis of randomized, controlled trials. *International Journal of Food Sciences and Nutrition* [Internet]. 2016 Jul 3 [cited 2018 Aug 3];67(5):571–80. Available from: <http://www.tandfonline.com/doi/full/10.1080/09637486.2016.1181156>
48. Park S, Bae J-H. Probiotics for weight loss: a systematic review and meta-analysis. *Nutrition Research* [Internet]. 2015 Jul 1 [cited 2018 Jul 31];35(7):566–75. Available from: <https://www.sciencedirect.com/science/article/pii/S0271531715001037>
49. Million M, Angelakis E, Paul M, Armougom F, Leibovici L, Raoult D. Comparative meta-analysis of the effect of Lactobacillus species on weight gain in humans and animals. *Microbial Pathogenesis* [Internet]. 2012 Aug 1 [cited 2018 Aug 2];53(2):100–8. Available from: <https://www.sciencedirect.com/science/article/pii/S0882401012001106>
50. Flint HJ, Scott KP, Louis P, Duncan SH. The role of the gut microbiota in nutrition and health. *Nature reviews Gastroenterology & hepatology*. 2012;9(10):577.
51. Moreno-Indias I, Cardona F, Tinahones FJ, Queipo-Ortuño MI. Impact of the gut microbiota on the development of obesity and type 2 diabetes mellitus. *Frontiers in*

- microbiology. 2014;5:190.
52. Cotillard A, Kennedy SP, Kong LC, Prifti E, Pons N, Le Chatelier E, et al. Dietary intervention impact on gut microbial gene richness. *Nature*. 2013;500(7464):585.
 53. Le Chatelier E, Nielsen T, Qin J, Prifti E, Hildebrand F, Falony G, et al. Richness of human gut microbiome correlates with metabolic markers. *Nature*. 2013;500(7464):541.
 54. Kadooka Y, Sato M, Ogawa A, Miyoshi M, Uenishi H, Ogawa H, et al. Effect of *Lactobacillus gasseri* SBT2055 in fermented milk on abdominal adiposity in adults in a randomised controlled trial. *British Journal of Nutrition*. 2013;110(9):1696–703.
 55. Zarrati M, Shidfar F, Nourijelyani K, Mofid V, Hossein zadeh-Attar MJ, Bidad K, et al. *Lactobacillus acidophilus* La5, *Bifidobacterium* BB12, and *Lactobacillus casei* DN001 modulate gene expression of subset specific transcription factors and cytokines in peripheral blood mononuclear cells of obese and overweight people. *Biofactors*. 2013;39(6):633–43.
 56. Macfarlane S, Macfarlane GT. Regulation of short-chain fatty acid production. *Proceedings of the Nutrition Society*. 2003;62(1):67–72.
 57. Pessione E. Lactic acid bacteria contribution to gut microbiota complexity: lights and shadows. *Frontiers in cellular and infection microbiology*. 2012;2:86.
 58. LeBlanc JG, Chain F, Martín R, Bermúdez-Humarán LG, Courau S, Langella P. Beneficial effects on host energy metabolism of short-chain fatty acids and vitamins produced by commensal and probiotic bacteria. *Microbial cell factories*. 2017;16(1):79.
 59. Frost G, Sleeth ML, Sahuri-Arisoylu M, Lizarbe B, Cerdan S, Brody L, et al. The short-chain fatty acid acetate reduces appetite via a central homeostatic mechanism. *Nature communications*. 2014;5:3611.
 60. Holzer P, Farzi A. Neuropeptides and the microbiota-gut-brain axis. In: *Microbial endocrinology: The microbiota-gut-brain axis in health and disease*. Springer; 2014. p. 195–219.
 61. Byrne CS, Chambers ES, Morrison DJ, Frost G. The role of short chain fatty acids in appetite regulation and energy homeostasis. *International journal of obesity*. 2015;39(9):1331.
 62. Doege K, Grajecki D, Zyriax B-C, Detinkina E, zu Eulenburg C, Buhling KJ. Impact of maternal supplementation with probiotics during pregnancy on atopic eczema in childhood – a meta-analysis. *British Journal of Nutrition* [Internet]. 2012 Jan 26 [cited 2018 Jul 30];107(01):1–6. Available from: http://www.journals.cambridge.org/abstract_S0007114511003400
 63. He J, Zhang F, Han Y. Effect of probiotics on lipid profiles and blood pressure in patients with type 2 diabetes: A meta-analysis of RCTs. *Medicine* [Internet]. 2017 Dec [cited 2018 Jul 27];96(51):e9166. Available from: <http://www.ncbi.nlm.nih.gov/pubmed/29390450>
 64. Lye H-S, Rusul G, Liong M-T. Removal of cholesterol by lactobacilli via incorporation and conversion to coprostanol. *Journal of dairy science*. 2010;93(4):1383–92.
 65. Cardona ME, Vanay V de V, Midtvedt T, Elisabeth Norin K. Probiotics in gnotobiotic mice Conversion of cholesterol to coprostanol in vitro and in vivo and bile acid deconjugation in vitro. *Microbial ecology in health and disease*. 2000;12(4):219–24.
 66. Moser SA, Savage DC. Bile salt hydrolase activity and resistance to toxicity of conjugated bile salts are unrelated properties in lactobacilli. *Appl Environ Microbiol*. 2001;67(8):3476–80.
 67. Pereira DIA, McCartney AL, Gibson GR. An in vitro study of the probiotic potential of a bile-salt-hydrolyzing *Lactobacillus fermentum* strain, and determination of its cholesterol-lowering properties. *Appl Environ Microbiol*. 2003;69(8):4743–52.
 68. McAuliffe O, Cano RJ, Klaenhammer TR. Genetic analysis of two bile salt hydrolase activities in *Lactobacillus acidophilus* NCFM. *Appl Environ Microbiol*. 2005;71(8):4925–9.
 69. Huang R, Ning H, Yang L, Jia C, Yang F, Xu G, et al. Efficacy of Probiotics on Anxiety: A Meta-analysis of Randomized Controlled Trials. *Neuropsychiatry* [Internet]. 2017 [cited 2018 Jul 27];07(06):862–71. Available from: <http://www.jneuropsychiatry.org/peer-review/efficacy-of-probiotics-on-anxiety-a-metaanalysis-of-randomized-controlled-trials-12195.html>
 70. Huang R, Wang K, Hu J. Effect of Probiotics on Depression: A Systematic Review and

- Meta-Analysis of Randomized Controlled Trials. *Nutrients* [Internet]. 2016 Aug 6 [cited 2018 Aug 2];8(8):483. Available from: <http://www.mdpi.com/2072-6643/8/8/483>
71. Reis DJ, Ilardi SS, Punt SEW. The anxiolytic effect of probiotics: A systematic review and meta-analysis of the clinical and preclinical literature. Foster J, editor. *PLOS ONE* [Internet]. 2018 Jun 20 [cited 2018 Jul 27];13(6):e0199041. Available from: <http://dx.plos.org/10.1371/journal.pone.0199041>
 72. Liu RT, Walsh RFL, Sheehan AE. Prebiotics and probiotics for depression and anxiety: a systematic review and meta-analysis of controlled clinical trials. *Neuroscience & Biobehavioral Reviews*. 2019;
 73. Liu B, He Y, Wang M, Liu J, Ju Y, Zhang Y, et al. Efficacy of probiotics on anxiety-A meta-analysis of randomized controlled trials. *Depression and Anxiety* [Internet]. 2018 Jul 11 [cited 2018 Jul 27]; Available from: <http://doi.wiley.com/10.1002/da.22811>
 74. Ng QX, Peters C, Ho CYX, Lim DY, Yeo W-S. A meta-analysis of the use of probiotics to alleviate depressive symptoms. *Journal of Affective Disorders* [Internet]. 2018 Mar 1 [cited 2018 Jul 27];228:13–9. Available from: <https://www.sciencedirect.com/science/article/pii/S016503271731488X>
 75. Nikolova V, Zaidi SY, Young AH, Cleare AJ, Stone JM. Gut feeling: randomized controlled trials of probiotics for the treatment of clinical depression: Systematic review and meta-analysis. *Therapeutic advances in psychopharmacology*. 2019;9:2045125319859963.
 76. Zhang N, Liao X, Zhang Y, Li M, Wang W, Zhai S. Probiotic supplements for relieving stress in healthy participants: A protocol for systematic review and meta-analysis of randomized controlled trials. *Medicine*. 2019;98(20).
 77. Wallace CJK, Milev R. The effects of probiotics on depressive symptoms in humans: a systematic review. *Annals of general psychiatry*. 2017;16(1):14.
 78. Dunn AJ. Effects of cytokines and infections on brain neurochemistry. *Clinical neuroscience research*. 2006;6(1–2):52–68.
 79. Anisman H, Merali Z, Hayley S. Neurotransmitter, peptide and cytokine processes in relation to depressive disorder: comorbidity between depression and neurodegenerative disorders. *Progress in neurobiology*. 2008;85(1):1–74.
 80. Miller AH, Maletic V, Raison CL. Inflammation and its discontents: the role of cytokines in the pathophysiology of major depression. *Biological psychiatry*. 2009;65(9):732–41.
 81. McEwen BS. Physiology and neurobiology of stress and adaptation: central role of the brain. *Physiological reviews*. 2007;87(3):873–904.
 82. Paterson LM, Nutt DJ, Wilson SJ. NAPSQA-1: National Patient Sleep Assessment Questionnaire in depression. *International journal of psychiatry in clinical practice*. 2009;13(1):48–58.
 83. Jackson ML, Butt H, Ball M, Lewis DP, Bruck D. Sleep quality and the treatment of intestinal microbiota imbalance in chronic fatigue syndrome: a pilot study. *Sleep Science*. 2015;8(3):124–33.
 84. Ait-Belgnaoui A, Durand H, Cartier C, Chaumaz G, Eutamene H, Ferrier L, et al. Prevention of gut leakiness by a probiotic treatment leads to attenuated HPA response to an acute psychological stress in rats. *Psychoneuroendocrinology*. 2012;37(11):1885–95.
 85. Luo J, Wang T, Liang S, Hu X, Li W, Jin F. Ingestion of *Lactobacillus* strain reduces anxiety and improves cognitive function in the hyperammonemia rat. *Science China Life Sciences*. 2014;57(3):327–35.
 86. Majamaa H, Isolauri E. Probiotics: a novel approach in the management of food allergy. *Journal of Allergy and Clinical Immunology*. 1997;99(2):179–85.
 87. Rosenfeldt V, Benfeldt E, Nielsen SD, Michaelsen KF, Jeppesen DL, Valerius NH, et al. Effect of probiotic *Lactobacillus* strains in children with atopic dermatitis. *Journal of Allergy and Clinical Immunology*. 2003;111(2):389–95.
 88. Viljanen M, Savilahti E, Haahtela T, Juntunen-Backman K, Korpela R, Poussa T, et al. Probiotics in the treatment of atopic eczema/dermatitis syndrome in infants: a double-blind placebo-controlled trial. *Allergy*. 2005;60(4):494–500.
 89. Kazemi A, Djafarian K, Speakman JR, Sabour P, Soltani S, Shab-Bidar S. Effect of Probiotic Supplementation on CD4 Cell Count in HIV-Infected Patients: A Systematic Review and Meta-analysis. *Journal of Dietary Supplements* [Internet]. 2018 Sep 3 [cited

- 2018 Aug 5];15(5):776–88. Available from: <http://www.ncbi.nlm.nih.gov/pubmed/29185825>
90. Gori A, Rizzardini G, Van't Land B, Amor K Ben, Van Schaik J, Torti C, et al. Specific prebiotics modulate gut microbiota and immune activation in HAART-naive HIV-infected adults: results of the “COPA” pilot randomized trial. *Mucosal immunology*. 2011;4(5):554.
 91. Anukam KC, Osazuwa E, Osemene GI, Ehigiagbe F, Bruce AW, Reid G. Clinical study comparing probiotic *Lactobacillus* GR-1 and RC-14 with metronidazole vaginal gel to treat symptomatic bacterial vaginosis. *Microbes and Infection*. 2006;8(12–13):2772–6.
 92. Heiser CR, Ernst JA, Barrett JT, French N, Schutz M, Dube MP. Probiotics, soluble fiber, and L-glutamine (GLN) reduce nelfinavir (NFV) or lopinavir/ritonavir (LPV/r)-related diarrhea. *Journal of the International Association of Physicians in AIDS Care*. 2004;3(4):121–9.
 93. Wilson NL, Moneyham LD, Alexandrov AW. A systematic review of probiotics as a potential intervention to restore gut health in HIV infection. *Journal of the Association of Nurses in AIDS Care*. 2013;24(2):98–111.
 94. Wolf BW, Wheeler KB, Ataya DG, Garleb KA. Safety and tolerance of *Lactobacillus reuteri* supplementation to a population infected with the human immunodeficiency virus. *Food and Chemical Toxicology*. 1998;36(12):1085–94.
 95. Yang OO, Kelesidis T, Cordova R, Khanlou H. Immunomodulation of antiretroviral drug-suppressed chronic HIV-1 infection in an oral probiotic double-blind placebo-controlled trial. *AIDS research and human retroviruses*. 2014;30(10):988–95.
 96. Stiksrud B, Nowak P, Nwosu FC, Kvale D, Thalme A, Sonnerborg A, et al. Reduced levels of D-dimer and changes in gut microbiota composition after probiotic intervention in HIV-infected individuals on stable ART. *JAIDS Journal of Acquired Immune Deficiency Syndromes*. 2015;70(4):329–37.
 97. Fitzmaurice C, Dicker D, Pain A, Hamavid H, Moradi-Lakeh M, MacIntyre MF, et al. The global burden of cancer 2013 global burden of disease cancer collaboration. 2013;
 98. Roberfroid M. Prebiotics: the concept revisited. *The Journal of nutrition*. 2007;137(3):830S–837S.
 99. Iyer C, Kosters A, Sethi G, Kunnumakkara AB, Aggarwal BB, Versalovic J. Probiotic *Lactobacillus reuteri* promotes TNF-induced apoptosis in human myeloid leukemia-derived cells by modulation of NF- κ B and MAPK signalling. *Cellular microbiology*. 2008;10(7):1442–52.
 100. Lemmon MA, Schlessinger J. Cell signaling by receptor tyrosine kinases. *Cell*. 2010;141(7):1117–34.
 101. Uccello M, Malaguarnera G, Basile F, D’agata V, Malaguarnera M, Bertino G, et al. Potential role of probiotics on colorectal cancer prevention. *BMC surgery*. 2012;12(1):S35.
 102. Heshmati J, Farsi F, Shokri F, Rezaeinejad M, Almasi-Hashiani A, Vesali S, et al. A systematic review and meta-analysis of the probiotics and synbiotics effects on oxidative stress. *Journal of Functional Foods* [Internet]. 2018 Jul 1 [cited 2018 Jul 27];46:66–84. Available from: <https://www.sciencedirect.com/science/article/pii/S1756464618301889>
 103. Nikbakht E, Khalesi S, Singh I, Williams LT, West NP, Colson N. Effect of probiotics and synbiotics on blood glucose: a systematic review and meta-analysis of controlled trials. *European Journal of Nutrition* [Internet]. 2018 Feb 3 [cited 2018 Aug 4];57(1):95–106. Available from: <http://link.springer.com/10.1007/s00394-016-1300-3>
 104. Dugoua J-J, Machado M, Zhu X, Chen X, Koren G, Einarson TR. Probiotic safety in pregnancy: a systematic review and meta-analysis of randomized controlled trials of *Lactobacillus*, *Bifidobacterium*, and *Saccharomyces* spp. *Journal of obstetrics and gynaecology Canada* □: *JOGC = Journal d’obstetrique et gynecologie du Canada* □: *JOGC* [Internet]. 2009 Jun 1 [cited 2018 Aug 3];31(6):542–52. Available from: <http://www.ncbi.nlm.nih.gov/pubmed/19646321>
 105. Gu W-J, Deng T, Gong Y-Z, Jing R, Liu J-C. The Effects of Probiotics in Early Enteral Nutrition on the Outcomes of Trauma. *Journal of Parenteral and Enteral Nutrition* [Internet]. 2013 May 12 [cited 2018 Aug 2];37(3):310–7. Available from: <http://doi.wiley.com/10.1177/0148607112463245>
 106. Zheng J, Feng Q, Zheng S, Xiao X. The effects of probiotics supplementation on metabolic health in pregnant women: An evidence based meta-analysis. *Rosenfeld CS,*

- editor. PLOS ONE [Internet]. 2018 May 21 [cited 2018 Jul 27];13(5):e0197771. Available from: <http://dx.plos.org/10.1371/journal.pone.0197771>
107. Lei W Te. Effect of probiotics and prebiotics on immune response to influenza vaccination in adults: A systematic review and meta-analysis of randomized controlled trials. *Journal of Allergy and Clinical Immunology* [Internet]. 2018 Feb 1 [cited 2018 Jul 27];141(2):AB121. Available from: <https://www.sciencedirect.com/science/article/pii/S0091674917322856>
 108. Yeh T-L, Shih P-C, Liu S-J, Lin C-H, Liu J-M, Lei W-T, et al. The influence of prebiotic or probiotic supplementation on antibody titers after influenza vaccination: a systematic review and meta-analysis of randomized controlled trials. *Drug design, development and therapy* [Internet]. 2018 [cited 2018 Jul 27];12:217–30. Available from: <http://www.ncbi.nlm.nih.gov/pubmed/29416317>
 109. Yi L-J, Tian X, Chen W-Q, Ma L, He H, Chen H, et al. Early enteral nutrition supplemented with probiotics improved the clinical outcomes in patients with severe head injury: protocol for a meta-analysis of randomized controlled trials. *TMR Integrative Nursing* [Internet]. 2017 Dec 25 [cited 2018 Jul 27];1(2):6–11. Available from: <http://www.tmrnursing.com/EN/10.12032/TMRIN20171202>
 110. Yoo J-I, Shin I-S, Jeon J-G, Yang Y-M, Kim J-G, Lee D-W. The Effect of Probiotics on Halitosis: a Systematic Review and Meta-analysis. *Probiotics and Antimicrobial Proteins* [Internet]. 2017 Nov 22 [cited 2018 Jul 27];1–8. Available from: <http://link.springer.com/10.1007/s12602-017-9351-1>
 111. Miller LE, Lehtoranta L, Lehtinen MJ. Short-term probiotic supplementation enhances cellular immune function in healthy elderly: systematic review and meta-analysis of controlled studies. *Nutrition research*. 2019;64:1–8.
 112. Nadelman P, Magno MB, Masterson D, da Cruz AG, Maia LC. Are dairy products containing probiotics beneficial for oral health? A systematic review and meta-analysis. *Clinical oral investigations*. 2018;22(8):2763–85.
 113. King S, Tancredi D, Lenoir-Wijnkoop I, Gould K, Vann H, Connors G, et al. Does probiotic consumption reduce antibiotic utilization for common acute infections? A systematic review and meta-analysis. *European journal of public health*. 2019;29(3):494–9.
 114. Tabrizi R, Moosazadeh M, Lankarani KB, Akbari M, Heydari ST, Kolahehdooz F, et al. The effects of synbiotic supplementation on glucose metabolism and lipid profiles in patients with diabetes: a systematic review and meta-analysis of randomized controlled trials. *Probiotics and antimicrobial proteins*. 2018;10(2):329–42.
 115. Yan S, Tian Z, Li M, Li B, Cui W. Effects of probiotic supplementation on the regulation of blood lipid levels in overweight or obese subjects: a meta-analysis. *Food & function*. 2019;10(3):1747–59.
 116. Roshan H, Ghaedi E, Rahmani J, Barati M, Najafi M, Karimzadeh M, et al. Effects of probiotics and synbiotic supplementation on antioxidant status: a meta-analysis of randomized clinical trials. *Clinical nutrition ESPEN*. 2019;30:81–8.
 117. Zamani B, Sheikhi A, Namazi N, Larijani B, Azadbakht L. The Effects of Supplementation with Probiotic on Biomarkers of Oxidative Stress in Adult Subjects: a Systematic Review and Meta-analysis of Randomized Trials. *Probiotics and antimicrobial proteins*. 2019;1–10.
 118. Amaral MA, Guedes GHBF, Epifanio M, Wagner MB, Jones MH, Mattiello R. Network meta-analysis of probiotics to prevent respiratory infections in children and adolescents. *Pediatric Pulmonology* [Internet]. 2017 Jun [cited 2018 Jul 25];52(6):833–43. Available from: <http://doi.wiley.com/10.1002/ppul.23643>
 119. Wang Y, Li X, Ge T, Xiao Y, Liao Y, Cui Y, et al. Probiotics for prevention and treatment of respiratory tract infections in children: A systematic review and meta-analysis of randomized controlled trials. *Medicine* [Internet]. 2016 Aug [cited 2018 Aug 3];95(31):e4509. Available from: <http://www.ncbi.nlm.nih.gov/pubmed/27495104>
 120. Liu S, Hu P, Du X, Zhou T, Pei X. Lactobacillus rhamnosus GG supplementation for preventing respiratory infections in children: A Meta-analysis of Randomized, Placebo-controlled Trials. *Indian Pediatrics* [Internet]. 2013 Apr 25 [cited 2018 Aug 4];50(4):377–81. Available from: <http://link.springer.com/10.1007/s13312-013-0123-z>

121. King S, Glanville J, Sanders ME, Fitzgerald A, Varley D. Effectiveness of probiotics on the duration of illness in healthy children and adults who develop common acute respiratory infectious conditions: a systematic review and meta-analysis. *British Journal of Nutrition* [Internet]. 2014 Jul 29 [cited 2018 Aug 6];112(01):41–54. Available from: <http://www.ncbi.nlm.nih.gov/pubmed/24780623>
122. Gutierrez-Castrellon P, Weizman Z, Cruchet S, Dinleyci EC, Jimenez-Gutierrez C, Lopez-Velazquez G. Role of probiotics to prevent and reduce the duration of upper respiratory infections in ambulatory children: Systematic Review with Network-Meta Analysis. 2018;
123. Gu W-J, Wei C-Y, Yin R-X. Lack of Efficacy of Probiotics in Preventing Ventilator-Associated Pneumonia: A Systematic Review and Meta-analysis of Randomized Controlled Trials. *Chest* [Internet]. 2012 Oct 1 [cited 2018 Aug 3];142(4):859–68. Available from: <https://www.sciencedirect.com/science/article/pii/S0012369212605534>
124. Wang J, Liu K, Ariani F, Tao L, Zhang J, Qu J-M. Probiotics for Preventing Ventilator-Associated Pneumonia: A Systematic Review and Meta-Analysis of High-Quality Randomized Controlled Trials. Salluh JI, editor. *PLoS ONE* [Internet]. 2013 Dec 18 [cited 2018 Aug 3];8(12):e83934. Available from: <http://dx.plos.org/10.1371/journal.pone.0083934>
125. Siempos II, Ntaidou TK, Falagas ME. Impact of the administration of probiotics on the incidence of ventilator-associated pneumonia: A meta-analysis of randomized controlled trials*. *Critical Care Medicine* [Internet]. 2010 Mar [cited 2018 Jul 30];38(3):954–62. Available from: <https://insights.ovid.com/crossref?an=00003246-201003000-00032>
126. Weng H, Li J-G, Mao Z, Feng Y, Wang C-Y, Ren X-Q, et al. Probiotics for Preventing Ventilator-Associated Pneumonia in Mechanically Ventilated Patients: A Meta-Analysis with Trial Sequential Analysis. *Frontiers in Pharmacology* [Internet]. 2017 Oct 9 [cited 2018 Jul 27];8:717. Available from: <http://journal.frontiersin.org/article/10.3389/fphar.2017.00717/full>
127. Wardill HR, Van Sebille YZA, Ciorba MA, Bowen JM. Prophylactic probiotics for cancer therapy-induced diarrhoea. *Current Opinion in Supportive and Palliative Care* [Internet]. 2018 Mar [cited 2018 Jul 25];1. Available from: <http://insights.ovid.com/crossref?an=01263393-900000000-99470>
128. Wang Y-H, Yao N, Wei K-K, Jiang L, Hanif S, Wang Z-X, et al. The efficacy and safety of probiotics for prevention of chemoradiotherapy-induced diarrhea in people with abdominal and pelvic cancer: a systematic review and meta-analysis. *European Journal of Clinical Nutrition* [Internet]. 2016 Nov 22 [cited 2018 Aug 4];70(11):1246–53. Available from: <http://www.nature.com/articles/ejcn2016102>
129. Liu M-M, Li S-T, Shu Y, Zhan H-Q. Probiotics for prevention of radiation-induced diarrhea: A meta-analysis of randomized controlled trials. Green J, editor. *PLOS ONE* [Internet]. 2017 Jun 2 [cited 2018 Aug 4];12(6):e0178870. Available from: <http://dx.plos.org/10.1371/journal.pone.0178870>