

Factors influencing wellbeing in young people during COVID-19: A survey with 6291 young people in Wales.

Factors influencing wellbeing in young people during COVID-19.

Dr Michaela James^{1¶}, Hope Jones^{1¶}, Amana Baig^{1¶}, Dr Emily Marchant^{1&}, Tegan Waites^{2&},
Charlotte Todd^{3&}, Karen Hughes^{4&} and Professor Sinead Brophy^{1&}

¹Swansea University Medical School, Data Science Building, Singleton Park, Swansea, SA2

8PP

²Children in Wales, 21 Windsor Place, Cardiff, CF10 3BY

³Public Health Wales, Keir Hardie University Health Park, CF48 1BZ

⁴College of Human Sciences, Bangor University, Bangor, Gwynedd, LL57 2DG

*Corresponding author

E-mail: m.l.james@swansea.ac.uk

[¶]Contributed to first draft and provided critical input

[&]Provided critical input based off areas of expertise (e.g., methodology)

1 **Abstract**

2 COVID-19 infection and the resultant restrictions has impacted all aspects of life across the
3 world. This study explores factors that promote or support wellbeing for young people
4 during the pandemic, how they differ by age, using a self-reported online survey with those
5 aged 8 - 25 in Wales between September 2020 and February 2021. Open-ended responses
6 were analysed via thematic analysis to provide further context. A total of 6,291 responses
7 were obtained from 81 education settings across Wales (including primary and secondary
8 schools as well as sixth form, colleges and universities). Wellbeing was highest in primary
9 school children and boys and lowest in those who were at secondary school children, who
10 were girls and, those who preferred not to give a gender. Among primary school children,
11 higher wellbeing was seen for those who played with others (rather than alone), were of
12 Asian ethnicity (OR 2.3, 95% CI: 1.26 to 4.3), lived in a safe area (OR: 2.0, 95% CI: 1.67 to
13 2.5) and had more sleep. To support their wellbeing young people reported they would like
14 to be able to play with their friends more. Among secondary school children those who
15 were of mixed ethnicity reported lower wellbeing (OR: 5.10, 95% CI: 1.70 to 15.80). To
16 support their wellbeing they reported they would like more support with mental health (due
17 to anxiety and pressure to achieve when learning online). This study found self-reported
18 wellbeing differed by gender, ethnicity and deprivation and found younger children report
19 the need for play and to see friends to support wellbeing but older children/young people
20 wanted more support with anxiety and educational pressures.

21

22

23

24

25 Introduction

26

27 As a result of the COVID-19 global pandemic declared by the World Health Organization in
28 March 2020 (1), a wide range of guidance and restrictions on movement were implemented
29 by governments worldwide in order to reduce transmission. In the United Kingdom (UK) the
30 government enforced a national ‘lockdown’ with a strict ‘stay at home’ message consisting
31 of the closure of education settings, non-essential retail and leisure and formal working
32 spaces. This also included the restriction of social gatherings and the use of outdoor space
33 to exercise (2,3).

34

35 The economic cost of the pandemic, school closures and lockdown for the government has
36 been considerable. However, there are a number of other potential costs that need to be
37 considered namely that of population wellbeing (4). The instructions to stay at home have
38 impacted the physical and mental health of the population (5). Many will have experienced
39 fears and concerns such as the risk of infection, loss of social contacts, and confinement (6).

40

41 Despite being deemed the population least vulnerable to direct harms from COVID infection
42 (7), the government enforced restrictions impacted the lives of young people in an
43 unprecedented way (8). In particular, education closures saw a disruption to daily routines,
44 reduced opportunities for physical activity, lack of socialisation and an adaptation to remote
45 learning, which all could have detrimental impacts on physical and mental health and
46 wellbeing (9–12). Feelings of isolation, stress, anxiety and unhappiness have been noted
47 during the pandemic (8) as support networks (friends, education settings, sports clubs and
48 mental health support) were unable to operate under restrictions (13). As a result, the

49 home environment played a pivotal role in young people's lives becoming the place for
50 support, socialisation, education and activity as well as isolating children from external
51 support (14).

52

53 The pandemic may have long-term consequences on young people (8). Recent reports from
54 children's charities have suggested how wide and varying these may be as perceptions of
55 the pandemic range from a period of self-reflection and re-connecting with families to
56 feeling isolated and concerned over their futures (13). These varying experiences have been
57 reflected in Welsh data (15). However, a more recent report by Young Minds suggests that
58 as the pandemic continues, the detrimental impacts on young people's mental health is
59 becoming more significant with time (16).

60

61 It is unclear what the full significance of these consequences are. However, there is a
62 growing body of evidence examining young people's health and wellbeing during the
63 pandemic (17–19). The aim of this study is to explore predictors of wellbeing for children
64 and young people during COVID, providing recommendations that span from primary school
65 to higher education. Learning from this can help identify groups who are most at risk of low
66 wellbeing and need further support. This is particularly relevant as lockdown is eased and
67 services begin to resume. This identification and support could be invaluable for mitigating
68 the long-term consequences on children and young people, as well as identifying
69 recommendations that can be utilised given any future lockdowns.

70

71 **Materials and Methods**

72 *Study design*

73

74 This study utilised data collected by the Healthy Development team in the National Centre
75 for Population Health and Wellbeing Research (NCPHWR) between September 2020 and
76 February 2021. Two online surveys facilitated data collection; the 'HAPPEN' Survey and the
77 'COVID & Young People' Survey (supplementary file 1).

78

79 The primary aim of this study was to identify the predictors of wellbeing for children and
80 young people during the COVID 19 pandemic. As a secondary aim, qualitative data from
81 open ended responses in both questionnaires were explored giving children and young
82 people a voice to express what influenced their wellbeing during the pandemic. Therefore,
83 this study provides key predictors and recommendations to improve wellbeing for this age
84 group.

85

86 *Participants*

87

88 For the HAPPEN Survey, recruitment of participants (aged 8 – 11) was done online due to
89 COVID-19 restrictions. Pre-existing HAPPEN schools within the network were emailed
90 initially inviting them to participate in the survey. The survey was then opened wider and all
91 primary schools in Wales were contacted through several methods including direct email
92 and promotion from key stakeholders (e.g., regional education consortia). The survey
93 questions can be seen as supplementary file 1.

94

95 A similar approach was taken for the COVID & Young People survey (aged 11 – 25) by
96 directly emailing education settings and stakeholders to promote the survey to participants.

97 In addition, a social media campaign (paid advertisement on Facebook and Twitter) was also
98 used for wider recruitment.

99 *Data collection*

100

101 Data was collected between September 2020 and February 2021 lasting for 5 months. This
102 encompassed a period of education setting closure between 14th December 2020 to the end
103 of February 2021. The HAPPEN Survey is an annual survey for primary school children aged
104 8–11 years delivered through the HAPPEN Wales network; a network which brings together
105 education, health and research in line with the new curriculum proposals for health and
106 wellbeing Wales. HAPPEN is novel as it operates a data collection and feedback system
107 which is achieved by sharing group-level results to schools as a school report tailored to the
108 curriculum (20). The HAPPEN survey is an online self-report questionnaire that was
109 developed and designed with children. The survey captures a range of information on health
110 and wellbeing including nutrition, physical activity, sleep, wellbeing and concentration. Prior
111 to COVID-19, children completed the survey within the school setting during curriculum
112 time. However, due to school closures some data collection was carried out in the home
113 setting. The survey was granted ethical approval by Swansea University's Medical School on
114 15/04/2020 (Reference: 2017-0033B).

115

116 The COVID & Young People survey recruited those aged from 11 – 25 from secondary, sixth
117 form/college and university settings. Like the HAPPEN survey, it captured a range of health
118 and wellbeing information and was designed alongside young people and stakeholders.
119 Participants completed the survey in their own time, independently. The COVID & Young

120 People study was granted ethical approval by Swansea University Medical School on the 14th
121 October 2020 (Ref: 2020-0049).

122

123 Both surveys captured the typical health behaviours of children and young people aged 8-
124 25. Items included validated measures of health and wellbeing. For this study, the Me and
125 My Feelings (MMF) measure of emotional and behavioural difficulties was used for those
126 under 11 through the HAPPEN Survey and the Generalised Anxiety Disorder (GAD7)
127 measure used for those aged 11-25 (secondary school, sixth form/college, university)
128 through the COVID & Young People Survey. The Good Childhood Index (developed by the
129 Children's Society) was included in both surveys and measured subjective wellbeing.
130 Participants were asked to rank their happiness for a number of indicators including their
131 health, life, education, family and friends from 1 – 10 (10 being the most happy). There were
132 some differences in the questions asked for example, the HAPPEN Survey explicitly asked
133 about play (supplementary file 1).

134

135 The MMF measure covers two domains: emotional and behavioural difficulties. For this
136 study, both domains were used to describe wellbeing. The MMF measure determines these
137 categories by assigning scores of 0, 1 and 2 to responses of 'Never', 'Sometimes' and
138 'Always' to 16 items. These items are summed to give an overall score. Cut-offs established
139 by Deighton et al. (2013), define the Emotional Difficulties Subscale (questions 1 – 11).
140 Scores of 10 and 11 indicate borderline difficulties, and scores of 12 and above indicate
141 clinically significant difficulties. For the Behavioural Difficulties Subscale (questions 11 – 16).
142 Scores of 6 indicate borderline difficulties, and scores of 7 and above indicate clinically

143 significant difficulties. Emotional and behavioural difficulties in this study represent a
144 classification of clinical.

145

146 The GAD7 assigns scores of 0, 1, 2, and 3, to the categories of '*not at all*', '*several days*',
147 '*more than half the days*', and '*nearly every day*' and sums the scores for the 7 questions.
148 Scores of 5, 10, and 15 are taken as the cut-off points for mild, moderate and severe
149 anxiety, respectively. For both measures, the continuous and binary scales were considered
150 for analysis. For the binary outcome, a score of 1 was assigned to those displaying clinical
151 scores and 0 assigned to anything below.

152

153 The process of data coding involved 2 researchers. The first researcher (MJ) downloaded the
154 raw data from both surveys, cleaned the data and generated a unique participant ID
155 number before removing identifiable information. This process protects participants'
156 anonymity. Raw data was coded using STATA (version 16) to produce a dataset for the
157 purpose of analyses. Open-ended survey questions were further coded by a second
158 researcher (HJ).

159

160 *Analysis*

161

162 Quantitative analysis was undertaken by 3 researchers in April 2021. Initially, the lead
163 researcher (MJ) examined the predictors of wellbeing by education setting. Logistic
164 regression was used to analyse binary data (adjusting for age). Linear regression was used to
165 explore any statistically significant differences between education settings and measures on
166 the Good Childhood Index. Factors associated with emotional difficulties in primary school

167 aged children and for general anxiety in teenagers/young people were analyzed using
168 backwards stepwise logistic regression. All factors were included in the initial model and
169 those with a significance value of >0.1 were removed manually one-by-one until the final
170 model contained only factors with a significance of <0.1.

171

172 A qualitative thematic analysis (TA) approach was used to explore common themes from the
173 open-ended responses to the HAPPEN survey and COVID & Young People survey. This was
174 undertaken by a researcher (HJ) to explore common themes emerging from the responses.
175 Codebook thematic analysis was used to generate themes from an open-ended questions
176 from the surveys. For the HAPPEN Survey, this included *“If you could change something to
177 make you and your friends healthier and happier, what would you change... IN SCHOOL/OUT
178 OF SCHOOL”* and in the COVID & Young People Survey this included the *“Why is this?”*
179 (supplementary file 1). Braun and Clarke’s Phases of TA (2006) (21) underpinned the coding
180 process. Each response was read and assigned an initial code. Each code was then
181 categorised and themes identified from these codes in an inductive process. From these
182 themes, sub-themes were then explored. This process was reviewed by a second researcher
183 on the project for validation (MJ). The researchers used TA to identify and report patterns in
184 the focus groups.

185

186 **Results**

187

188 The combined surveys had a total of 6,291 responses from 81 education settings across
189 Wales including primary and secondary schools as well as sixth form, colleges and
190 universities. The flow of responses can be seen as figure 1.

191

192 *Fig. 1 – Flow of responses*

193

194 A breakdown of demographics of study participants by education setting can be seen as

195 table 1.

Table 1 - Demographics

	Group (n=6214)	Primary (n=5513)	Secondary (n=401)	Sixth Form/College (n=197)	University (n=103)
	Freq. (%) / Mean (SD)	Freq. (%) / Mean (SD)	Freq. (%) / Mean (SD)	Freq. (%) / Mean (SD)	Freq. (%) / Mean (SD)
Age	10.7 (2.39)	10.04 (.8)	13.90 (1.40)	17.5 (.7)	21.4 (3.8)
Gender					
Girl	3,159 (50.21)	2,969 (48.90%)	208 (51.87)	139 (70.59)	69 (66.99)
Boy	2,725 (43.31)	2,488 (45.13%)	143 (35.66)	48 (24.37)	23 (22.33)
Prefer not to say	269 (4.28)	244 (4.43%)	16 (3.99)	5 (2.52)	1 (0.97)
Missing	139 (2.21)	85 (1.54%)	34 (8.48)	5 (2.52)	10 (9.71)
Ethnicity					
Asian	232 (3.69%)	187 (3.39%)	22 (5.49)	11 (5.58)	9 (8.74)
Black	115 (1.83%)	99 (1.79%)	2 (0.50)	2 (1.02)	9 (8.74)
Mixed	422 (6.72%)	399 (7.25%)	9 (2.25)	11 (5.59)	6 (5.82)
White	4,695 (74.49%)	4,039 (73.39%)	347 (86.53)	168 (85.28)	74 (71.84)
Prefer not to say	712 (11.34%)	695 (12.62%)	14 (3.49)	1 (0.51)	1 (0.97)
Missing	101 (1.60%)	94 (1.70%)	7 (1.25)	4 (2.03)	4 (3.88)
Deprivation (WIMD Quintile(22))					
1 (most deprived)	25.35%	26.61%	14.89%	18.35%	10.14%
2	14.84%	14.08%	22.70%	18.99%	15.94%

3	15.93%	15.23%	24.47%	20.25%	17.39%
4	23.90%	23.94%	21.99%	21.52%	30.43%
5 (least deprived)	19.99%	20.14%	15.96%	20.89%	26.09%
Wellbeing (Me and My Feelings)					
Emotional Difficulties		6.78 (4.00)			
Behavioural Difficulties		3.01 (2.48)			
Anxiety (GAD7)					
Anxiety Score	7.20 (6.44)		7.18 (5.99)	10.68 (5.79)	9.35 (6.09)
Life Measures (1-10) (Good Childhood Index)					
Physical Health	7.59 (2.64)	8.08 (2.23)	3.99 (2.70)	4.03 (2.81)	4.6 (2.73)
Education	8.32 (2.33)	8.43 (2.26)	7.09 (2.80)	8.54 (2.06)	7.53 (2.52)
Family	8.92 (2.08)	9.29 (1.68)	6.11 (2.75)	6.57 (2.47)	6.36 (2.87)
Friends	8.56 (2.20)	8.89 (1.91)	5.63 (2.72)	6.67 (2.45)	6.91 (2.46)
Life	8.36 (2.35)	8.53 (2.28)	6.94 (2.54)	7.64 (2.31)	7.8 (2.03)

196 The demographic table (table 1) shows that participation rates were much higher at primary
197 school, where there was an even gender split. The rates decrease as participants age and
198 the gender split weighs in favour of girls. Level of deprivation reduces through education
199 setting with primary settings reporting higher deprivation than university settings. As well as
200 this, fewer participants of black ethnicity were participating from higher educational
201 settings. Mean scores for self-reported happiness with health, education, family, friends,
202 and life all decrease between primary and secondary school participants.

203

204 Of those of primary school age 11.96% presented clinical emotional difficulty scores. These
205 scores were significantly higher in girls with 13.53% (compared to 8.67% in boys, 95% CI: -
206 6.64 to -3.07). In older children and young people, 21.21% of participants reported high
207 scores anxiety scores. Again, this was much higher in girls (25.73% compared to 8.55%, 95%
208 CI: -24.03 to -10.32).

209

210 *Factors associated with self-reported happiness across education settings*

211

212 Table 2 shows the difference in scores as ranked by participants using the Good Childhood
213 Index. Differences are presented using an age-graded comparison reference group of the
214 previous education stream (e.g., secondary refers to comparison of secondary with
215 primary).

216

Table 2 – Differences in self-reported happiness compared to primary aged children			
		Difference	95% CI
Physical Health	Secondary	-4.08	-4.33 to -3.85
	College/Sixth Form	.04	-.35 to .44
	University	.56	-.00 to 1.12

Education			
	Secondary	-1.33	-1.57 to -1.08
	College/Sixth Form	1.44	1.04 to 1.84
	University	.43	-.08 to .94
Family			
	Secondary	-3.17	-3.37 to -2.98
	College/Sixth Form	.46	.14 to .78
	University	.24	-.16 to .65
Friends			
	Secondary	-3.26	-3.48 to -3.05
	College/Sixth Form	1.04	.69 to 1.39
	University	1.28	.82 to 1.73
Life			
	Secondary	-1.58	-1.82 to -1.34
	College/Sixth Form	.70	.30 to 1.10
	University	.85	.33 to 1.37
*bold denotes significant difference between means			

217

218 Significant differences were seen in all indicators of self-reported happiness between
 219 primary and secondary school, suggesting a decline in happiness between these two age
 220 groups. Happiness with health (-4.08, CI: -4.33 to -3.85) and happiness with friends (-3.26,
 221 CI: -3.48 to -3.05) show the biggest declines. This then increased from secondary school to
 222 further education (get older) suggesting those in higher education have higher happiness
 223 across indicators. Therefore, table 2 suggests that being in secondary school during the
 224 pandemic is a predictor of poorer wellbeing (self-reported happiness). However, this may
 225 also be the case in normal circumstances too.

226

227 *Specific predictors associated with emotional difficulties at aged 8-11 (primary school) using*
 228 *the HAPPEN Survey*

229

230 Logistic regression models showed children who self-reported emotional difficulties during
 231 COVID, were more likely to be those who reported playing alone more (OR: 2.9, 95% CI: 1.76

232 to 4.77, compared to those who play with 4 or more others), girls (OR: 1.9, 95% CI: 1.56 to
 233 2.30, compared to boys), those who had a cold or COVID symptoms (OR: 1.67, 95% CI: 1.35
 234 to 2.06) and feel tired (OR: 1.27, 95% CI: 1.19 to 1.34), those who had behavioral difficulties
 235 according to MMF (OR: 1.29, 95% CI: 1.22 to 1.34, for each 1 point increase in overall score),
 236 those who reported standing around at break time when in school (OR 1.57, 95% CI: 1.10 to
 237 2.4, compared to those who walked around) and those who reported drinking more fizzy
 238 drinks over 7 days (OR: 1.09, 95% CI: 1.02 to 1.17). Factors associated with lower risk of
 239 emotional difficulties included; Asian ethnicity (OR 0.43, 95% CI: 0.23 to 0.79 compared to
 240 white ethnicity), perceiving their local area (near their home) as safe to play (OR: 0.49, 95%
 241 CI: 0.40 to 0.60), feeling happy in the area they live (OR: 0.64, 95% CI: 0.47 to 0.47), being in
 242 an older academic year (OR: 0.79, 95% CI: 0.70 to 0.88), feeling confident in terms of
 243 physical literacy (OR: 0.83, 95% CI: 0.75 to 0.94) and having more sleep (OR: 0.89, 95% CI:
 244 0.85 to 0.94) for each hour of extra sleep). See Table 3.
 245

Risk Factor	Odds	95% CI
Played Alone	2.90	1.76 to 4.77
Female	1.90	1.56 to 2.30
Got A Cold/COVID-19 Symptoms	1.67	1.35 to 2.06
Stood Around At Breaktime	1.57	1.1 to 2.4
Behavioural Difficulty Score	1.28	1.22 to 1.342
Tired	1.27	1.19 to 1.34
Played With 1-2 Friends	1.25	<i>0.99 to 1.58</i>
Play In All Places	1.14	1.1 to 1.2
Fizzy Drinks	1.09	1.02 to 1.17
Ethnicity Not Sure ^s	1.09	0.82 to 1.44
Mixed Ethnicity ^s	0.98	0.69 to 1.38
Hours Of Sleep	0.89	0.85 to 0.94
Competence At School	0.88	0.754 to 0.97
Sat Around At Lunchtime	0.87	0.58 to 1.3

Ran Around Lunchtime	0.83	0.65 to 1.1
Physical Literacy Confident	0.83	0.73 to 0.94
Academic Year	0.79	0.7 to 0.88
General Competence	0.77	0.69 to 0.86
Happy With Area	0.64	0.47 to 0.47
Black Ethnicity [§]	0.61	0.28 to 1.35
Safe Playing Area	0.49	0.4 to 0.6
Asian Ethnicity [§]	0.43	0.23 to 0.79
[§] Compared to white ethnicity.		

246

247 Factors which were considered but were removed from the model due to lack of significant
 248 association with emotional difficulty were; deprivation of the area, ability to ride a bike or
 249 swim, ability to walk to the park, how the child travels to or from school, diet (breakfast,
 250 fruit and veg, sugary snacks, number of takeaways), number of times brushing teeth,
 251 physical activity of 60 minutes a day, number of hours sedentary, afternoon break in school,
 252 having a garden.

253

254 *Specific factors associated with anxiety in teenagers/young adults (secondary to university)*

255

256 Young people with higher general anxiety score were more likely to be those who were
 257 mixed ethnicity (average GAD score for those of mixed ethnicity: 13.6 compared to 8.6 for
 258 those of white ethnicity and 10.5 for those who reported 'prefer not to say') (table 1) and
 259 girls (average GAD score for girls was 9.8 compared to 5.8 for boys and 11.5 for those who
 260 reported 'prefer not to say'). See table 4.

261

Risk Factor	Odds Ratio	95% CI
Female	1.20	1.10 to 1.40
Asian [§]	1.43	0.70 to 2.80

Black [§]	0.20	0.02 to 1.66
Mixed [§]	5.10	1.70 to 15.80
Prefer Not To Say	1.80	0.50 to 6.60
[§] Compared to white ethnicity		

262

263 Factors investigated but removed from the model due to lack of significant association with
264 anxiety included; number of adults in the household, wearing a mask (associated with a
265 trend of higher anxiety score) and ability to social distance.

266

267 *Qualitative results: Self-reported influences of wellbeing for children and young people*
268 *during the pandemic*

269

270 A total of 6292 responses were analysed from the open-ended responses; 5513 responses
271 were from primary schools and 777 from secondary school to university. Three main themes
272 emerged from primary school responses; physical health, being with friends and coronavirus
273 concerns. In secondary school to university, responses equated to 3 main themes with
274 subsequent sub-themes; mental health support (the negative impact of COVID-19), exam
275 pressure and uncertainty (assessment concerns, feeling behind and need for support,
276 learning from home, lack of motivation and positives of distance learning) and future
277 prospects. These themes can be seen as supplementary file 3.

278

279 Primary school pupils highlight that to make themselves and their friends happier they want
280 to improve their physical health by doing more physical activity. They mention that they
281 would like; *“Longer time to play and exercise”*, *“Healthy eating”* and to *“Play in the park”*.
282 This was relevant in the school setting where they highlighted they wanted *“More PE”*
283 suggesting they wanted more opportunities to be active across the school day. As well as

284 this, they asked for *“More sports equipment”*. It is unclear whether this refers to many
285 different types of equipment or simply more of one item. Some children also cited
286 improving their physical health by *“Healthy eating”* or *“Eat more fruit and veg”*
287 acknowledging this would also make them happier.

288

289 As well as this, primary aged children wanted to be able to socialise with their friends more
290 as a way of making them happier. For example, they say they want to *“Live closer to my*
291 *friends”*, *“Be with my friends more”* and *“Being able to play places I want to with my*
292 *friends”*. The latter quote shows how being physically active in the form of play and being
293 with friends are linked for younger children and these opportunities to play with others is
294 important for their happiness.

295

296 This age group showed concerns around coronavirus saying that they wanted *“For the virus*
297 *to go away”* and to *“Stop the spread of covid-19 so we can get back to normal”* including for
298 the restrictions in place to be ended; *“No more covid rules”*. Coupled with the responses
299 above this is likely to be because of the restrictions around physical activity and socialisation
300 making children less happy throughout the pandemic.

301

302 Due to the wording of the open-ended questions in the surveys, older children and young
303 people’s responses focused around exam pressure and the uncertainty coronavirus
304 restrictions have caused. In particular, they noted there needs to be an increase in mental
305 health support namely that the forward focus of education settings should be on wellbeing
306 and mental health over educational attainment in the return to education after the
307 pandemic. For example, one participant stated; *“School for me was never easy but now*

308 *more than ever that pressure to achieve without the understanding that myself and peers*
309 *are struggling through an incredibly difficult time and we need to prioritise ourselves and*
310 *self-care before we even consider the notion of exams in such daunting times”. They*
311 describe heightened anxiety and stress during the pandemic with comments like; *“The*
312 *worsened depression and heightened anxiety caused by coronavirus has almost pushed me*
313 *to drop out of sixth form”.*

314

315 However, the main stressors behind this need for additional support were around
316 assessment concerns and feeling behind particularly for secondary school pupils. In
317 particular, *“Exam cancellation, predicted grades changed, stress of university choices*
318 *without having to visit them. Unsure of my future in education”.* They reported that they felt
319 they had been left in the dark about the exam situation which keeps changing. For example,
320 *“Don’t know what is happening with exams etc.”, “Exam situation is very stressful for*
321 *everyone at the moment, lack of clarity and answers which is currently needed as we have*
322 *missed so much time off school and deserve to know what will happen and how it might*
323 *affect our future.”* This has been exacerbated by working from home and working online.
324 This centered around comments such as, *“Things are much more difficult when you are*
325 *trying to learn from home”.* In particular, staying motivated was a major concern which has
326 an impact on schoolwork as they described the differences between in-person and online
327 teaching; *“Online work is not nearly as effective as in person learning”* and *“I struggle*
328 *immensely with learning remotely. It’s too easy to get distracted by other things”.* They also
329 stress the exam pressure they are under and feeling behind in work; *“Pressure to well in*
330 *GCSE’s despite missing a lot of school time.”*

331

332 Some university students highlight that the pandemic makes it harder to prepare for life
333 after university including applying for further study or looking for a job. In particular, *“It has*
334 *made me less motivated to properly prepare for leaving university i.e. sorting out a job,*
335 *postgraduate studies etc.”* and *“My chances of securing a graduate job have fallen*
336 *dramatically and could potentially force me into another career, wasting my degree.”*

337

338 However, it is important to note that some individuals at university reported a positive
339 impact of education during coronavirus having enjoyed learning from home and working
340 online. In particular; *“I actually find online learning better, because I can replay the recorded*
341 *lesson back and make notes in my own time”, “Online learning is a good alternative to face*
342 *to face and I appreciate that it is a useful tool”* and *“My university is truly doing it’s very best*
343 *to provide the same level of education as always.”*

344

345 Similarly, to secondary school students, they reported difficulty with online learning.
346 Notably in terms of the lack of support; *“I feel like I am doing some online course with*
347 *almost no support or a sense of community. Feels like I am all alone trying to get my*
348 *degree.”*. In parallel to the younger children, university students also note missing
349 socialisation and being with others. For example, *“Lack of social interactions with course*
350 *mates and other friends”*. They reported a much wider impact of the changes due to COVID;
351 *“You are trapped, you can’t do what you usually do. This has affected my education, my*
352 *physical and mental health”*.

353

354 The noticeable change is that older children become more aware of their future and long-
355 term goals; older children displaying concerns for their future, their education, exams and

356 future prospects after the pandemic. In comparison, younger children live predominantly in
357 the present and want to be with their friends and play.

358 **Discussion**

359

360 When examining children and young people as a group, it is evident that being a girl and
361 being in secondary school is a predictor of reporting feeling less happy (with health,
362 education, life, family, and friends), having clinical emotional difficulties and higher anxiety.
363 Research shows that girls are more likely to experience internalising difficulties than boys
364 and this gender gap increases as young people age (23). In a wider context, studies focusing
365 on mental health during COVID-19 in particular note that women and young people have
366 experienced worse mental health outcomes (24). However, it has also been noted that
367 wellbeing deteriorated amongst young people as a whole during this time period (25).

368

369 With our study showing poorer wellbeing among girls in secondary school, greater
370 consideration is needed over appropriate avenues of support for these target grounds. It is
371 evident from wider research that both gender (as well as socioeconomic inequalities) have
372 been widened during the pandemic (25). This needs to be noted and work needs to be done
373 to seek to close this gap or stop it widening further. Social and emotional learning programs
374 have shown good evidence of effectiveness in reducing symptoms of depression and anxiety
375 in the short-term and could be used as potential interventions (26). A recent report by
376 Children in Wales suggests young people felt there has been increased waiting lists,
377 increased time to get support and less communication about how to get mental health-
378 based support during the pandemic (27). Therefore, the provision of services during the

379 return to school and adequate signposting to available services could provide opportunities
380 to regain support they may have lost or not had access to.

381

382 Specific predictors of emotional difficulties in primary school children suggest that playing
383 alone, reporting having a cold (e.g., not feeling well), being less active at break time,
384 consuming more fizzy drinks and feeling tired result in higher odds of these difficulties.

385 Results of this study suggests that emotional wellbeing could be improved for primary aged
386 children if they are supported in socialising and feeling confident and competent. The main
387 factor that they reported affecting their wellbeing in the qualitative analysis was the ability
388 to play with friends and indeed playing alone was associated with emotional difficulties in
389 the quantitative analysis. Whilst causality is difficult to determine due to the nature of this
390 study, giving opportunities to play and supporting play opportunities in COVID recovery
391 plans could help improve emotional wellbeing.

392

393 This was complimented by the qualitative analysis which highlighted the need for play and
394 socialisation in younger children. Ensuring children have a safe area to play will be
395 important to the wellbeing of primary school children during and post COVID. The benefits
396 of play and being physically active include cognitive, physical, social and emotional
397 development (28). During the pandemic, the benefits of play have been impacted due to
398 prolonged periods where the ability to play for all ages has been compromised (29) as
399 access to resources, facilities and friendship groups have been restricted. This means the
400 benefits of this activity could have been mitigated. This was mirrored in school staff
401 recommendations made in a previous study which noted that teachers observed pupils'
402 weight gain, lethargy, anxiety, low mood and social disconnection (30) upon the return to

403 school as they felt children were engaging in less physical activity. Wider research has
404 suggested that lockdown restrictions saw children (aged 3 – 12) unable to leave their homes
405 and concluded that not only did this have a considerable impact on wellbeing at a
406 psychological level but also in social and physical terms with children reporting missing their
407 peers and opportunities to be active outside (17). A recent report highlighted that
408 behavioural and emotional difficulties in children, as well as anxiety and stress in caregivers
409 has increased throughout the pandemic with current findings surpassing that of the first
410 lockdown (31); perhaps as a result of the negative links between parental stress and child
411 wellbeing (32). This suggests that attention needs to be paid to the longitudinal effect of
412 rolling lockdowns as ‘stress points’ for family support systems.

413 Previous research by HAPPEN on self-reported health behaviour measures from the first
414 lockdown (April – June 2020) from children (aged 8 – 11) showed that children, as a group,
415 were actually more physically active (33). Whilst this provides a contrasting narrative, those
416 on free school meals (used as a proxy for deprivation) who reported being less physically
417 active. This highlights an inequality in provision/access which may have been widened
418 during lockdown. Findings from the current study emphasis the importance of protecting
419 play, socialisation and opportunities to be active (particularly in younger children) is
420 paramount to avoid widening any inequalities and ensuring that wellbeing remains a
421 priority.

422

423 Findings from older children and young people suggest anxiety is associated with ethnicity
424 (identifying as mixed ethnicity) and that those who prefer not to say their gender or
425 ethnicity had higher anxiety levels. In a wider context, there is evidence emerging around
426 ethnicity-specific changes in mental health during the pandemic (34) with a higher increase

427 in mental distress seen in ethnic minority groups. It has also noted that this increase is
428 gender specific; with ethnic minority men experiencing increases in mental distress yet
429 women as a whole experience these increases in mental distress regardless of ethnicity
430 during COVID-19 regardless of background (34). It is worth noting that this previous
431 research has been with an adult population, but this study does provide further evidence
432 that there may be ethnicity-specific wellbeing influences during the pandemic. In contrast,
433 research with primary-aged children shows that being of Asian, black or mixed ethnicity at
434 primary school has been associated with less difficulties (35). A similar finding is present in
435 this study with those being of Asian ethnicity having lower odds of a clinical emotional
436 difficulty.

437

438 The impact on mental health and wellbeing was reflected in the qualitative findings which
439 highlighted how older participants considered mental health support to be a significant
440 recommendation during the return to pre-pandemic life. Age has been one of the clearest
441 determinants of mental wellbeing with younger adults exhibiting poorer outcomes than
442 older adults and younger peers (32,36). Work by Khan et al. (19) suggests this may be
443 because of a lack of physical exercise, financial uncertainty, fear of infection, lack of
444 information and guidance and excessive reporting of the pandemic on news outlets. In this
445 study, teenagers expressed a need for more support with their mental health rather than
446 educational attainment and the catch-up with learning.

447

448 It has been suggested that to reduce inequalities in education occurring in lockdown,
449 children should engage with or seek 'catch-up'/tuition particularly those from more
450 deprived areas (37). Research shows that recommendations made by school staff highlight

451 the need to remove the pressure placed on assessments/attainment and focus on wellbeing
452 as a priority (30) particularly for younger pupils. It is evident that online learning was a cause
453 of anxiety for many secondary school pupils. In particular, the lack of support from
454 education during school closures. Secondary school is traditionally teacher-led in delivery
455 style and as the move to more independent learning in lockdown, this may have proved a
456 difficult transition for young people at a time of uncertainty; particularly for those in
457 assessment years. In contrast, those at university expressed concerns about their prospects
458 rather than their present circumstances. This study highlights the differences in wellbeing
459 predictors throughout the ages.

460

461 However, despite the negative impact of COVID-19 on wellbeing particularly for girls and
462 older children, qualitative results from this study suggest there may also have been some
463 positives particularly with online learning. Some participants noted that they could learn
464 better and at their own pace at home with less pressure to keep up with a class and they
465 could have one to one support from a parent. Whilst it is important to take note the
466 negative effects of the pandemic when learning for the future, the positives must also be
467 taken forward.

468

469 *Limitations*

470

471 Although the studies surveys were made available to all children (aged 8-11) and young
472 people (aged 12 – 18+) in full-time/part-time education across Wales, the findings of this
473 paper only present those who participated in the survey. Participation rates decreased
474 throughout education settings as well as deprivation and participation from ethnic minority

475 groups. Therefore, more research is needed to identify factors associated with wellbeing in
476 children who have left school and left education.

477

478 Furthermore, due to the cross-sectional design of the study, direct comparisons to pre-
479 pandemic wellbeing and emotional difficulties or anxiety were not made, and causal
480 conclusions cannot be drawn. However, the study does provide some indication of which
481 students may be most vulnerable to poorer wellbeing outcomes because of the pandemic or
482 have been exacerbated because of the pandemic.

483

484 **Conclusion**

485

486 When examining the predictors of wellbeing in children and young people as a group, it is
487 evident that gender (being a girl) and age (being in secondary school) are significant
488 predictors of feeling less happy (with health, education, life, family, and friends), having
489 emotional difficulties and anxiety. This is not surprising given previous research, prior to the
490 pandemic, which highlights these groups as at risk of poorer mental health outcomes.
491 However, this study does provide evidence that needs to be noted by support services,
492 schools and wider partners who can help close the gap within these inequalities.

493

494 More specific recommendations from this study highlight the need for play and socialisation
495 in younger children and specific mental health and future support for those who are older.
496 Thus, protecting play, socialisation, and opportunities to be active (particularly in younger
497 children) is paramount to avoid widening any inequalities and ensuring that wellbeing
498 remains a priority. It is evident that online learning was a cause of anxiety for secondary

499 school pupils thus, the return to school needs to ensure a smooth transition back to face-to-
500 face teaching with the need to remove the pressure placed on assessments/attainment and
501 focus on wellbeing as a priority and support for prospects.

502

503

504

505

506

507

508

509

510

511

512

513

514

515

516

517

518

519

520

521

522

523 **Acknowledgements**

524 The authors would like to thank the participants who took the time to engage with and
525 complete our surveys during an unprecedented time and to thank the educational settings
526 and organisations that also promoted the surveys.

527

528

529

530

531

532

533

534

535

536

537

538

539

540

541

542

543

544

545

546

547 **References**

548

549 1. World Health Organisation (WHO). WHO announces COVID-19 outbreak a pandemic

550 [Internet]. 2020 [cited 2021 Apr 29]. Available from:

551 [https://www.euro.who.int/en/health-topics/health-emergencies/coronavirus-covid-](https://www.euro.who.int/en/health-topics/health-emergencies/coronavirus-covid-19/news/news/2020/3/who-announces-covid-19-outbreak-a-pandemic)
552 [19/news/news/2020/3/who-announces-covid-19-outbreak-a-pandemic](https://www.euro.who.int/en/health-topics/health-emergencies/coronavirus-covid-19/news/news/2020/3/who-announces-covid-19-outbreak-a-pandemic)

553 2. Dawson DL, Golijani-Moghaddam N. COVID-19: Psychological flexibility, coping,

554 mental health, and wellbeing in the UK during the pandemic. *J Context Behav Sci*

555 [Internet]. 2020;17(July):126–34. Available from:

556 <https://doi.org/10.1016/j.jcbs.2020.07.010>

557 3. British Broadcasting Company (BBC). Coronavirus: Strict new curbs on life in UK

558 announced by PM [Internet]. [cited 2021 Apr 29]. Available from:

559 <https://www.bbc.co.uk/news/uk-52012432>

560 4. Brodeur A, Clark AE, Fleche S, Powdthavee N. COVID-19, lockdowns and well-being:

561 Evidence from Google Trends. *J Public Econ* [Internet]. 2021;193:104346. Available

562 from: <https://doi.org/10.1016/j.jpubeco.2020.104346>

563 5. Thakur K, Kumar N, Sharma NR. Effect of the Pandemic and Lockdown on Mental

564 Health of Children. *Indian J Pediatr*. 2020;87(7):552.

565 6. Wright LJ, Williams SE, Veldhuijzen van Zanten JJCS. Physical Activity Protects Against

566 the Negative Impact of Coronavirus Fear on Adolescent Mental Health and Well-Being

567 During the COVID-19 Pandemic. *Front Psychol*. 2021;12(March).

568 7. Clemens V, Deschamps P, Fegert JM, Anagnostopoulos D, Bailey S, Doyle M, et al.

569 Potential effects of “social” distancing measures and school lockdown on child and

570 adolescent mental health. *Eur Child Adolesc Psychiatry* [Internet]. 2020;29(6):739–42.

- 571 Available from: <https://doi.org/10.1007/s00787-020-01549-w>
- 572 8. Singh S, Roy D, Sinha K, Parveen S, Sharma G, Joshi G. Impact of COVID-19 and
573 lockdown on mental health of children and adolescents: A narrative review with
574 recommendations. *Psychiatry Res [Internet]*. 2020;293(August):113429. Available
575 from: <https://doi.org/10.1016/j.psychres.2020.113429>
- 576 9. Van Lancker W, Parolin Z. COVID-19, school closures, and child poverty: a social crisis
577 in the making. *Lancet Public Heal [Internet]*. 2020;5(5):243–4. Available from:
578 [http://dx.doi.org/10.1016/S2468-2667\(20\)30084-0](http://dx.doi.org/10.1016/S2468-2667(20)30084-0)
- 579 10. Wang G, Zhang Y, Zhao J, Zhang J, Jiang F. Mitigate the effects of home confinement
580 on children during the COVID-19 outbreak. *Lancet*. 2020;395(10228):945–7.
- 581 11. Liu JJ, Bao Y, Huang X, Shi J, Lu L. Mental health considerations for children
582 quarantined because of COVID-19. *Lancet Child Adolesc Heal*. 2020;4(5):347–9.
- 583 12. Lyons RA, Jones KH, John G, Brooks CJ, Verplancke P, Ford D V, et al. BMC Medical
584 Informatics and The SAIL databank²: linking multiple health and social care datasets.
585 2009;8:1–8.
- 586 13. Day L, Percy-smith B, Rizzo S, Erskine C, Monchuk L, Shah M. To lockdown and back:
587 Research report. 2020.
- 588 14. Amerio A, Brambilla A, Morganti A, Aguglia A, Bianchi D, Santi F, et al. Covid-19
589 lockdown: Housing built environment’s effects on mental health. *Int J Environ Res*
590 *Public Health*. 2020;17(16):1–10.
- 591 15. Children’s Commissioner for Wales. Coronavirus and Me. 2020;1–68. Available from:
592 [https://www.mind.org.uk/information-support/legal-rights/coronavirus-and-your-](https://www.mind.org.uk/information-support/legal-rights/coronavirus-and-your-rights/coronavirus-and-sectioning/)
593 [rights/coronavirus-and-sectioning/](https://www.mind.org.uk/information-support/legal-rights/coronavirus-and-sectioning/)
- 594 16. YoungMinds. Coronavirus: Impact on young people with mental health needs Survey

- 595 2: Summer 2020. YoungMinds [Internet]. 2020;(February):1–18. Available from:
596 [https://youngminds.org.uk/about-us/reports/coronavirus-impact-on-young-people-](https://youngminds.org.uk/about-us/reports/coronavirus-impact-on-young-people-with-mental-health-needs/)
597 [with-mental-health-needs/](https://youngminds.org.uk/about-us/reports/coronavirus-impact-on-young-people-with-mental-health-needs/)
- 598 17. Idoiaga Mondragon N, Berasategi Sancho N, Dosil Santamaria M, Eiguren Munitis A.
599 Struggling to breathe: a qualitative study of children’s wellbeing during lockdown in
600 Spain. *Psychol Heal* [Internet]. 2020;0(0):1–16. Available from:
601 <https://doi.org/10.1080/08870446.2020.1804570>
- 602 18. Dodd RH, Dadaczynski K, Okan O, McCaffery KJ, Pickles K. Psychological wellbeing and
603 academic experience of university students in australia during covid-19. *Int J Environ*
604 *Res Public Health*. 2021;18(3):1–12.
- 605 19. Khan AH, Sultana MS, Hossain S, Hasan MT, Ahmed HU, Sikder MT. The impact of
606 COVID-19 pandemic on mental health & wellbeing among home-quarantined
607 Bangladeshi students: A cross-sectional pilot study. *J Affect Disord* [Internet].
608 2020;277(August):121–8. Available from: <https://doi.org/10.1016/j.jad.2020.07.135>
- 609 20. Todd C, Chistian D, Tyler R, Stratton G, Brophy S. Developing HAPPEN (Health and
610 Attainment of Pupils involved in a Primary Education Network): working in
611 partnership to improve child health and education. *Perspect Public Health*.
612 2016;136(3):115–6.
- 613 21. Braun V, Clarke V. Using thematic analysis in psychology. *Qual Res Psychol*.
614 2006;3(2):77–101.
- 615 22. Statistics for Wales. Welsh Index of Multiple Deprivation. 2011;1–5. Available from:
616 www.wales.gov.uk/statistics
- 617 23. Campbell OLK, Bann D, Patalay P. The gender gap in adolescent mental health: A
618 cross-national investigation of 566,829 adolescents across 73 countries. *SSM - Popul*

- 619 Heal [Internet]. 2021;13(January):100742. Available from:
620 <https://doi.org/10.1016/j.ssmph.2021.100742>
- 621 24. Jacques-Avinõ C, López-Jiménez T, Medina-Perucha L, De Bont J, Gonçalves AQ,
622 Duarte-Salles T, et al. Gender-based approach on the social impact and mental health
623 in Spain during COVID-19 lockdown: A cross-sectional study. *BMJ Open*.
624 2020;10(11):1–10.
- 625 25. Ford T, John A, Gunnell D. Mental health of children and young people during
626 pandemic. *BMJ*. 2021;372(March):1–2.
- 627 26. Clarke A, Sorgenfrei M, Mulcahy J, Davie P, Friedrich C, McBride T, et al. Adolescent
628 mental health A systematic review on the effectiveness of school-based. 2021;(July).
- 629 27. Waites T. Children and young people’s consultation: Access to health services by
630 children and young people during the COVID-19 pandemic. 2021.
- 631 28. Welsh Government. Creating a play friendly Wales. Cardiff; 2012.
- 632 29. Moore SA, Faulkner G, Rhodes RE, Brussoni M, Chulak-Bozzer T, Ferguson LJ, et al.
633 Impact of the COVID-19 virus outbreak on movement and play behaviours of
634 Canadian children and youth: A national survey. *Int J Behav Nutr Phys Act*.
635 2020;17(1):1–11.
- 636 30. Marchant E, Todd C, James M, Crick T, Dwyer R, Kingdom U, et al. Primary school staff
637 reflections on school closures due to COVID-19 and recommendations for the
638 future: a national qualitative survey. 2020.
- 639 31. Shum A, Skripkauskaitė S, Pearcey S, Walte P, Creswell C. Report 09: Update on
640 children’s & parents/carers’ mental health; Changes in parents/carers’ ability to
641 balance childcare and work: March 2020 to February 2021. 2021;(February):1–22.
- 642 32. Alma Economics, Public Health Wales. Children and young people’s mental well-being

- 643 during the COVID-19 pandemic. London; 2021.
- 644 33. James M, Marchant E, Defeyter MA, Woodside J V., Brophy S. Impact of School
645 Closures on the Health and Well-Being of Primary School Children in Wales UK; A
646 Routine Data Linkage Study Using the HAPPEN Survey (2018-2020). SSRN Electron J.
647 2021;1–19.
- 648 34. Proto E, Quintana-Domeque C. COVID-19 and mental health deterioration by
649 ethnicity and gender in the UK. PLoS One [Internet]. 2021;16(1 January):1–16.
650 Available from: <http://dx.doi.org/10.1371/journal.pone.0244419>
- 651 35. Patalay P, Fitzsimons E. Correlates of Mental Illness and Wellbeing in Children: Are
652 They the Same? Results From the UK Millennium Cohort Study. J Am Acad Child
653 Adolesc Psychiatry [Internet]. 2016;55(9):771–83. Available from:
654 <http://dx.doi.org/10.1016/j.jaac.2016.05.019>
- 655 36. Children’s Commissioner for Wales. Coronavirus and Me. 2020;1–68. Available from:
656 [https://www.mind.org.uk/information-support/legal-rights/coronavirus-and-your-
657 rights/coronavirus-and-sectioning/](https://www.mind.org.uk/information-support/legal-rights/coronavirus-and-your-rights/coronavirus-and-sectioning/)
- 658 37. Mamot M, Allen J, Goldblatt P, Herd E, Morrison J. Build Back Fairer: The COVID-19
659 Marmot Review. The Pandemic, Socioeconomic and Health Inequalities in England.
660 London Inst Heal Equity. 2020;
- 661
- 662
- 663
- 664
- 665
- 666

Fig. 1

Flow of participant responses

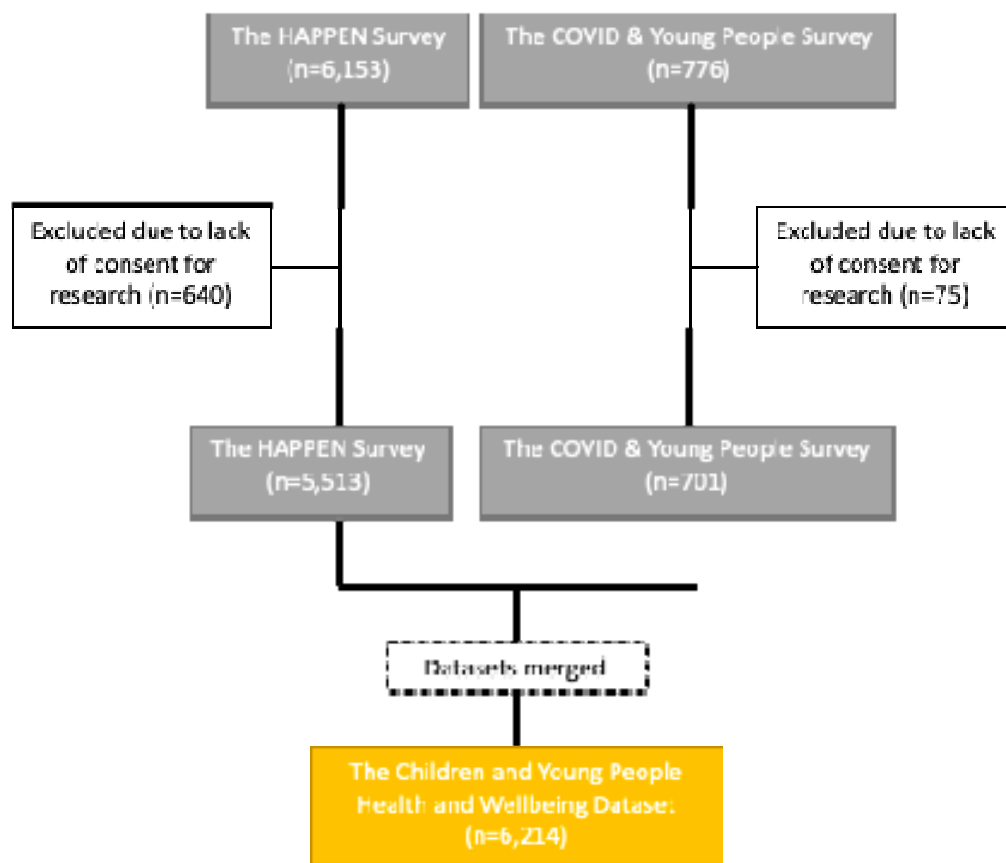


Figure 1 - Flow of participant responses

Fig. 2

Factors associated with emotional difficulties in children during COVID

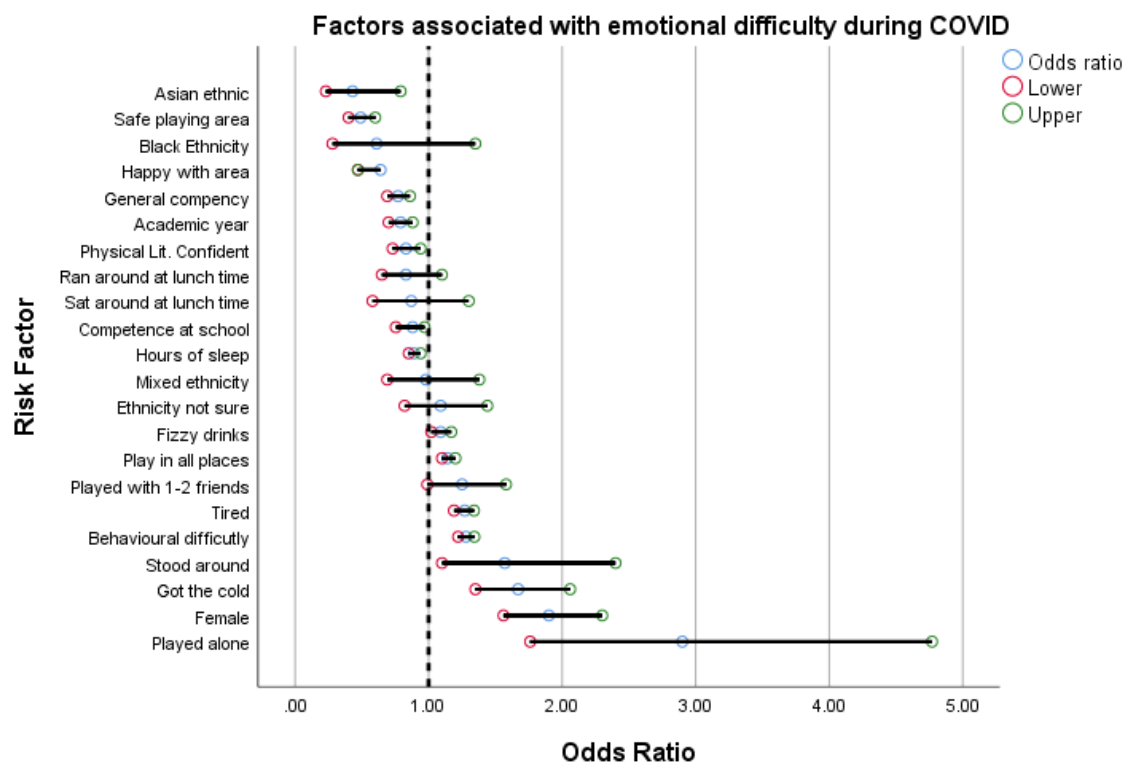


Figure 2 - Factors associated with emotional difficulties during COVID

Fig. 3

Factors associated with anxiety in teenagers/young adults

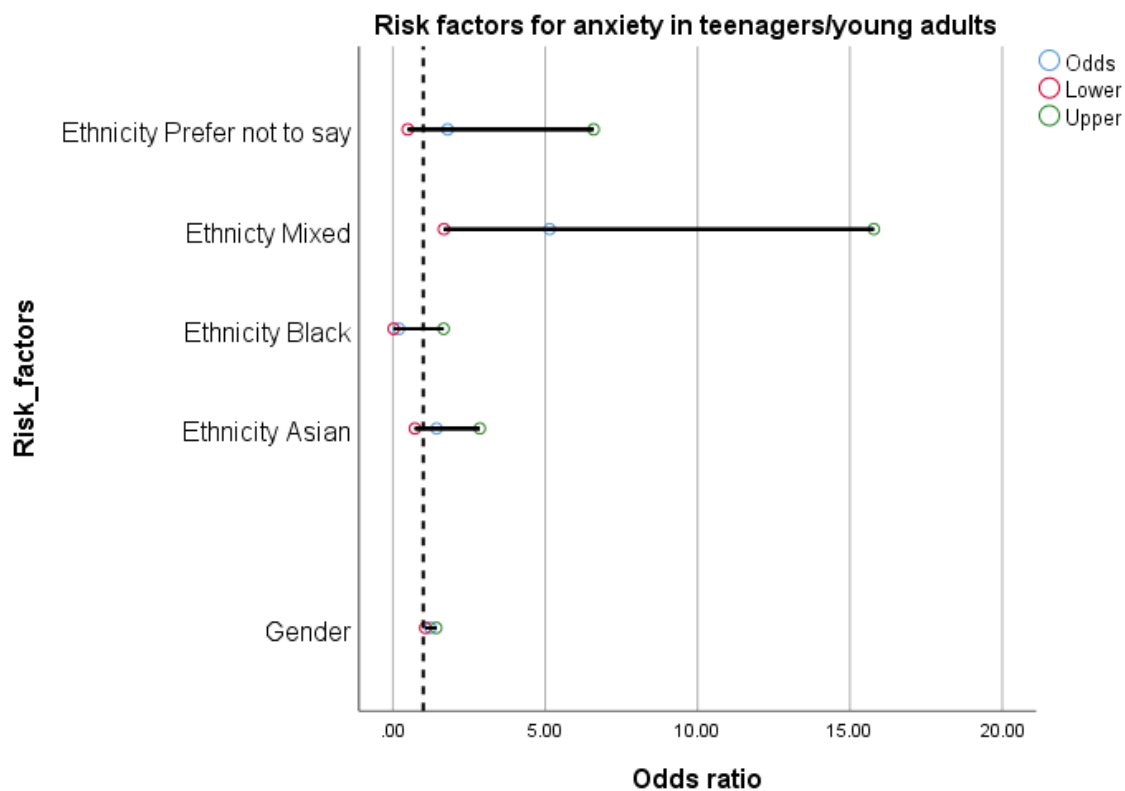


Figure 3 - Factors associated with anxiety