

1 **Pyridostigmine in the treatment of adults with severe SARS-CoV-2 infection (PISCO): a**
2 **randomised, double-blinded, phase 2/3, placebo-controlled trial**

3 Sergio Fragoso-Saavedra, Isaac Núñez, Belem M. Audelo-Cruz, Sarahi Arias-Martínez, Daniel
4 Manzur-Sandoval, Alejandro Quintero-Villegas, H. Benjamín García-González, Sergio L. Carbajal-
5 Morelos, Sergio Ponce de León-Rosales, José Gotés-Palazuelos, José A. Maza-Larrea, Yanink Caro-
6 Vega, Isabella Batina, León Islas-Weinstein, David A. Iruegas-Nunez, Juan J. Calva, Pablo F.
7 Belaunzarán-Zamudio, Juan Sierra-Madero, José C. Crispín, Sergio I. Valdés-Ferrer.

8

9 **Affiliations:**

10 Plan de Estudios Combinados en Medicina (MD/PhD Program), Facultad de Medicina, Universidad
11 Nacional Autónoma de México, Mexico City, Mexico (S Fragoso-Saavedra MD); Internal Medicine
12 Residency Training Program, Instituto Nacional de Ciencias Médicas y Nutrición Salvador Zubirán,
13 Mexico City, Mexico (I Núñez MD, A Quintero-Villegas MD, HB García-González MD, SL Carbajal-
14 Morelos MD); Departamento de Neurología y Psiquiatría (S Fragoso-Saavedra MD, BM Audelo-Cruz
15 MD, S Arias-Martínez MD, I Batina MD, DA Iruegas-Nunez MD, SI Valdés-Ferrer MD, PhD);
16 Educación Médica (S Ponce de León-Rosales MD); Medicina (J Gotés-Palazuelos MD, MSc);
17 Inmunología y Reumatología (JC Crispín MD, PhD); Infectología (S Fragoso-Saavedra MD, Y Caro-
18 Vega PhD, JJ Calva MD; MSc, J Sierra-Madero MD, SI Valdés-Ferrer MD, PhD) and Patología
19 Experimental (L Islas-Weinstein MD; PhD), Instituto Nacional de Ciencias Médicas y Nutrición
20 Salvador Zubirán, Mexico City, Mexico; Escuela Superior de Medicina, Instituto Politécnico Nacional,
21 Mexico City, Mexico (BM Audelo-Cruz MD); Instituto Nacional de Cardiología Ignacio Chávez, Mexico
22 City, Mexico (D Manzur-Sandoval MD, JA Maza-Larrea MD); Escuela de Medicina y Ciencias de la
23 Salud, Tecnológico de Monterrey, Monterrey, Mexico (DA Iruegas-Nunez MD, JC Crispín MD, PhD);
24 Bethesda, MD, USA (PF Belaunzarán-Zamudio MD, MSc); Center for Biomedical Science, Feinstein
25 Institutes for Medical Research, Manhasset, NY, USA. (SI Valdés-Ferrer MD, PhD).

26

27 **Address correspondence to:** Sergio I. Valdés-Ferrer, Departamento de Neurología y Psiquiatría,
28 Instituto Nacional de Ciencias Médicas y Nutrición Salvador Zubirán, Mexico City, Mexico. Phone:
29 +52(55)5487-0900, ext. 4177. Email: sergio.valdesf@incmnsz.mx

30

31 **Summary**

32 **Background:** Hospitalised patients with severe COVID-19 have an increased risk of developing acute
33 respiratory distress syndrome (ARDS) and death from severe systemic inflammatory response.

34 Acetylcholine modulates the acute inflammatory response through a neuro-immune mechanism
35 known as the inflammatory reflex. Pyridostigmine, an acetylcholine-esterase inhibitor, increases the
36 half-life of endogenous ACh, reducing lung and systemic inflammation in murine sepsis. This trial
37 aimed to evaluate whether pyridostigmine could decrease invasive mechanical ventilation (IMV) and
38 death in patients with severe COVID-19.

39 **Methods:** We performed a parallel-group, multicentre, double-blinded, placebo-controlled,
40 randomised clinical trial in two COVID-19-designated hospitals in Mexico City, Mexico. Adult (\geq 18-
41 year-old), hospitalised patients with confirmed SARS-CoV-2 infection based on a positive RT-PCR test
42 in a respiratory specimen, a computed tomography compatible with pneumonia, as well as requiring
43 supplementary oxygen were included. Patients were randomly assigned (1:1) to receive oral
44 pyridostigmine (60 mg per day) or placebo for a maximum of 14 days. The intention-to-treat analysis
45 included all the patients who underwent randomisation. The primary endpoint was the composite
46 outcome of initiation of IMV and 28-day all-cause mortality. The trial is registered in ClinicalTrials.gov,
47 NCT04343963.

48 **Findings:** Between May 5, 2020, and Jan 29, 2021, 188 participants were randomly assigned to
49 placebo (n=94) or pyridostigmine (n=94). The composite outcome occurred in 22 (23.4%) vs. 11
50 (11.7%) participants, respectively (hazard ratio 0.46, 95% CI 0.22-0.96, $p=0.03$). The most frequent
51 adverse event was diarrhoea (5 [5.3%] in the pyridostigmine group vs 3 [3.2%] in the placebo group).
52 Most of the adverse events were mild to moderate, with no serious adverse events related to
53 pyridostigmine.

54 **Interpretation:** Our data indicates that the addition of pyridostigmine to standard treatment reduces
55 significantly the fatality rate among patients hospitalized for severe COVID-19.

56 **Funding:** Consejo Nacional de Ciencia y Tecnología, México.

57

58 INTRODUCTION

59 Severe acute respiratory syndrome coronavirus 2 (SARS-CoV-2), the causative agent of coronavirus
60 disease 2019 (COVID-19)¹, is a novel pathogen first identified in late 2019 that reached pandemic
61 proportions within weeks after the first cases were reported². COVID-19 represents a heterogeneous
62 disease that ranges from asymptomatic to lethal. Patients with severe COVID-19 develop a severe
63 systemic inflammatory response³ and acute respiratory distress syndrome⁴, that may progress to
64 multiple-organ failure and death^{5,6}. Although the factors that determine the clinical expression of
65 COVID-19 are not completely understood, an exuberant deregulated inflammatory response plays a
66 central pathogenic role in patients with severe disease. In concordance, pharmacological strategies
67 aimed at reducing inflammation have been able to moderately reduce disease outcomes.
68 Dexamethasone, reduced mortality among patients requiring supplementary oxygen or ventilatory
69 support. However, its use was accompanied by important and frequent adverse effects such as
70 hyperglycaemia, psychosis, and gastrointestinal hemorrhage⁷. Tocilizumab, a recombinant humanised
71 anti-interleukin (IL)-6 receptor monoclonal antibody, reduced the need for mechanical ventilation, as
72 well as mortality, in patients with severe COVID-19, regardless of the degree of respiratory support
73 needed⁸. Finally, remdesivir, an antiviral, alone or in combination with baricitinib, a selective inhibitor of
74 Janus kinases 1 and 2, accelerated recovery and reduced in-hospital stay^{9,10}. These three
75 approaches may have increased survival rates, but severe COVID-19 remains an unsolved problem,
76 in particular in countries with low vaccine coverage.

77 The central nervous system regulates the inflammatory response via the release of acetylcholine by
78 the vagus nerve, reducing the production of inflammatory mediators, through the *inflammatory reflex*¹¹.
79 Choline-acetyltransferase (ChAT)-expressing T cells modulate inflammation via *in situ* release of
80 acetylcholine¹² and this effect is critical in reducing viremia in animal models of viral infection¹³.
81 Pyridostigmine, an acetylcholinesterase inhibitor (i-ACh-e), increases acetylcholine (ACh) half-life by
82 inhibiting its peripheral degradation. Pyridostigmine is used for the symptomatic treatment of
83 myasthenia gravis¹⁴ and as pre-exposure prophylaxis for nerve gas poisoning¹⁵. In human

84 immunodeficiency virus (HIV)-1 infection, pyridostigmine modulates T-cell activation and reduces
85 circulating inflammatory markers^{16–18}. Recent experimental evidence indicates that, in murine
86 lipopolysaccharide (LPS)-induced systemic inflammation, pyridostigmine reduces lung neutrophil
87 recruitment, as well as levels of tumour necrosis factor and IL-6 in the bronchioalveolar lavage¹⁹.
88 Pyridostigmine has not yet been evaluated as immuno-modulator in acute severe human inflammatory
89 conditions; nonetheless, indirect clinical and experimental evidence suggests that pyridostigmine may
90 be effective in reducing the inflammation in patients with COVID-19.

91 Our main aim was to evaluate the efficacy of pyridostigmine as an adjunct therapy to reduce the
92 incidence of critical illness or death in hospitalized adults with severe COVID-19.

93 **METHODS**

94 **Study design and participants**

95 We performed a double-blinded, placebo-controlled, parallel group randomised, bicentric clinical trial
96 at Instituto Nacional de Ciencias Médicas y Nutrición Salvador Zubirán (INCMNSZ), and Instituto
97 Nacional de Cardiología Ignacio Chávez (INCICh), two COVID-19-designated Hospitals in Mexico
98 City, Mexico. Adult (≥ 18 -year-old) hospitalised patients with confirmed SARS-CoV-2 infection,
99 documented by a positive RT-PCR test for SARS-CoV-2 RNA in a respiratory specimen
100 (nasopharyngeal or nasal swab), an imaging study compatible with pneumonia, and at least one risk
101 factor for requiring IMV or dying (Figure 1), were invited to participate. The full list of inclusion,
102 exclusion and elimination criteria has been published²⁰.

103 All participants provided written informed consent. The clinical study protocol was approved by the
104 Ethics in Human Research Committees of both study centres (approval identifier: INF-3323-20-21-1).

105 **Randomisation and masking**

106 Patients were randomised in a 1:1 ratio, with a parallel assignment and unstratified block-
107 randomisation approach using a publicly available online resource (www.randomizer.org) to receive
108 pyridostigmine or placebo besides standard medical treatment. Preparing, packing, masking, and

109 labelling active and placebo pills, as well as overseeing drug dispensing was performed by trained
110 pharmacy staff at both study centres. Pyridostigmine and placebo pills were unidentifiable from one
111 another. Participants were enrolled and assigned to treatment by investigators. Throughout the study,
112 participants, site staff and investigators were masked to the treatment allocation until completion of the
113 intervention and follow-up phases. There was no formalised evaluation of masking.

114 **Procedures and outcomes**

115 The primary outcome was a composite of invasive mechanical ventilation (IMV) or death in the 28
116 days following randomisation (Fig. 1), and frequency of specific adverse events. Prespecified
117 secondary outcomes included: (a) the length of in-hospital days after randomisation; (b) hospital
118 discharge by day-28; (c) among those who required IMV, the number of days with, and the survival
119 rate after IMV; (d) failure to complete treatment as expected due to adverse events (other than the
120 primary composite outcome).

121 Participants were allocated (1:1 ratio) to receive, in addition to standard medical treatment, either oral
122 pyridostigmine at a dose of 60 mg/day P.O. or a matching placebo (pharmaceutical-grade starch) until
123 the occurrence of (a) any of the prespecified outcomes, (b) hospital discharge, or (c) 14 in-hospital
124 days. We collected demographic information from participants at baseline, including age, sex, and
125 comorbidities (including diabetes mellitus, hypertension, obesity, cardiovascular disease, lung
126 disease, or other chronic medical conditions). Participants already discharged from the hospital by day
127 28, including those who were transferred to another facility, were contacted by telephone to assess
128 their vital and functional status.

129 Adverse events (AEs) were collected using data obtained from the medical health records of each
130 study participant. The events were evaluated and coded using the Medical Dictionary and Regulatory
131 Activities (MedDRA) version 24.0 browser and the severity of the AEs was assessed by the National
132 Cancer Institute Common Terminology Criteria for Adverse Events, version 5.0.

133 Although not used throughout the study, unblinding was allowed in case of severe adverse events at
134 the request of either the treating group of physicians or the external Data and Safety Monitoring Board
135 (DSMB). The study was conducted in two parts, as already described²⁰: a phase 2 aimed at
136 determining safety (5 May to 4 July 2020), followed by a phase 3 aimed at evaluating the effect -or
137 lack thereof- of pyridostigmine in patients with severe COVID-19 (5th July 2020, to 30th January 2021).
138 Participants in both phases were included in the analyses of outcomes.

139 **Statistical analysis**

140 The trial was planned and approved in March 2020, shortly after the first case of COVID-19 was
141 diagnosed in Mexico. At that time, we relied on limited information about clinical outcomes in these
142 patients. Thus, we calculated a sample size of 436 participants considering an event rate of 25% in
143 the control group, a 10% absolute reduction (40% relative reduction) in the primary outcome as
144 clinically significant, and a power of 80% to detect a difference in the primary outcome using a two-
145 sided significance level of $\alpha=0.05$ ²⁰. However, we pre-stipulated that the sample size would be
146 adjusted according to interim analyses. The first participant was recruited on May 5th, 2020. The
147 DSMB performed an interim analysis after the first 44 participants (22 per group, 10% of the calculated
148 sample) to evaluate safety on July 4th, 2020; a second interim analysis was conducted on December
149 7th, 2020 including 28-day outcomes on 100 participants (50 per group). Due to an observed
150 difference in the primary outcome between groups (still blinded to investigators, but unblinded to the
151 DSMB), as well as difficulty recruiting new participants due to a reduction in eligible patients and a
152 swell in competing studies, we decided to stop the trial after 188 participants had been recruited (94 in
153 each group). Considering the same $\alpha=0.05$, we recalculated the statistical power of the obtained
154 sample with the observed difference between groups (an absolute reduction of 11.7% and relative
155 reduction of 50%), which resulted in ~85%.

156 We conducted an intention-to-treat analysis for the primary outcome that included all the patients who
157 underwent randomisation. As secondary outcomes, we assessed between-group differences of
158 mechanical ventilation and death with or without IMV. Patients that had not developed an outcome by

159 day 28 were censored at day 29. The magnitude of the effect of pyridostigmine on the primary
160 outcome was estimated with a hazard ratio (HR) and its 95% confidence interval (CI) calculated with
161 Cox proportional hazard model and the difference between groups was compared with log-rank test,
162 as were IMV, and death with or without IMV, and discharge home although these secondary outcomes
163 were not pre-specified in the study protocol. We built Kaplan Meier survival curves to plot the
164 cumulative incidence of the primary outcome up to day-28. Statistical analysis was conducted with
165 Prism GraphPad software, version 9.1.0 (GraphPad Software, San Diego, CA), and R version 4.0.0.
166 This trial is registered in ClinicalTrials.gov, NCT04343963.

167 **Role of the funding source**

168 The funder of the study had no role in study design, data collection, data analysis, data interpretation,
169 or writing of the report.

170

171 **RESULTS**

172 **Patients**

173 Between May 5, 2020, and Jan 29, 2021, we assessed for eligibility 334 patients, of whom 201
174 accepted to participate; of those, thirteen patients were excluded for the following reasons: five
175 withdrew consent after signing but before randomisation; four were transferred to a different facility
176 before randomisation; three required IMV before randomisation, and one was diagnosed with lung
177 cancer (one of our exclusion criteria) during the initial assessment, therefore withdrawn from the study
178 before randomisation. In total, 188 participants underwent randomisation, 94 in each group, all of
179 whom received at least one dose of the assigned intervention. Enrolment and randomisation are
180 shown in **Figure 1**. Baseline demographic and clinical characteristics were balanced between groups
181 (**Table 1**).

182 The median age of the patients was 52 years (interquartile range [IQR], 44 to 64 years), and 59.6 %
183 were male. The most common pre-existing conditions at enrolment were diabetes and hypertension

184 **(Table 1)**. The imbalance of obesity proportion between groups appeared to be clinically relevant
185 (53.2% vs. 33%, affecting predominantly the pyridostigmine group), so we performed an X^2 test which
186 also showed a statistically significant difference ($p=0.005$). There were no relevant differences in the
187 rest of the baseline characteristics between groups, including the number of patients who received
188 dexamethasone or tocilizumab as part of in-hospital medical management **(Table 1)**. All participants
189 were hypoxemic and received supplementary oxygen as part of in-patient management. The median
190 interval from symptom onset to randomisation was 10 days (IQR, 9 to 12 days). The median interval
191 from hospital admission to randomisation was 2 days (IQR, 1 to 3 days). Dexamethasone was
192 administered to 140 participants (69 on the pyridostigmine group and 71 on the placebo group).
193 Tocilizumab was administered to 10 participants (5 on the pyridostigmine group, and 5 on the placebo
194 group). None of the participants received Remdesivir.

195 **Primary outcome**

196 Thirty-three participants met the primary outcome by day 28; 11 (11.7%) in the pyridostigmine group
197 and 22 (23.4%) in the control group (HR 0.47, 95% CI 0.23-0.95, $p=0.03$) **(Figure 2)**. IMV was
198 initiated in 6 (6.4%) patients in the pyridostigmine group and 7 (7.5%) in the placebo group (HR 0.81,
199 95%CI 0.27-2.42, $p=0.7$) **(Figure 3a-b)**. The median duration of IMV was 15 days (IQR, 10 to 23) in
200 the pyridostigmine group and 17 days (IQR, 7 to 39) in the placebo group. The survival rate after IMV
201 was 66.7% (four patients) in the pyridostigmine group and 42.9% (three patients) in the placebo group.

202

203 **Secondary outcomes**

204 A total of 26 patients died by day 28, 7 in the pyridostigmine group and 19 in the placebo group (HR
205 0.33, 95%CI 0.14-0.81, $p=0.01$) **(Figure 3c)**. All of the deaths in the pyridostigmine group occurred in
206 the study centre while three in the placebo group happened after the patients had been transferred to
207 another centre. The median duration of in-hospital stay after randomisation (censored at day 29) was
208 5 days (IQR, 3 to 10 days) in the pyridostigmine group and 5 days (IQR, 3 to 8 days) in the placebo

209 group. The twenty-eight-day hospital discharge rate was 90·4% (85 patients) in the pyridostigmine
210 group and 75·5% (71 patients) in the control group (Table 2 and Fig. 3). As expected, the use of
211 dexamethasone was adequately balanced between study groups (69 in the pyridostigmine group and
212 71 in the placebo group). In the placebo group, the composite primary endpoint occurred more
213 commonly among patients that did not receive dexamethasone (35% vs. 20%, respectively). In
214 contrast, in the pyridostigmine group, an opposite trend was observed (8% vs.13%, respectively).
215 However, the study was not designed, nor has the power, to address drug synergism.

216 We collected and analysed 83 AEs throughout the study. Overall, 45 (47·9%) patients of the
217 pyridostigmine group and 38 (40·4%) of the placebo group had at least one adverse drug reaction.
218 The rate and severity of AEs were similar between both groups (Supplemental Tables 1-3).

219 One hundred and sixty-six (88·3%) participants received experimental treatment (i.e., pyridostigmine
220 or placebo) as assigned during their in-hospital stay; 22 (11·7%) discontinued treatment early, nine
221 (9·5%) in the pyridostigmine group, and 13 (13·8%) in the placebo group. Two participants in each
222 group discontinued trial medication due to an adverse event other than the principal outcome: one
223 patient presented nausea and one mild abdominal pain in the pyridostigmine group (known adverse
224 effects of pyridostigmine), and in the placebo group one patient had pyrosis and one presented
225 diarrhoea. The remaining patients discontinued trial medication after being transferred to another
226 facility (**Figure 1**). Drug adherence was supervised by a physician or nurse, and each administration
227 was confirmed in the electronic records; therefore, among the 166 participants who received
228 medication as assigned, adherence was 100%.

229 Finally, as obesity status differed between study groups, we performed a sensitivity analysis with a
230 Cox proportional hazards model adjusted for obesity status. We excluded 10 patients (four from the
231 pyridostigmine group and six from the control group) that had no information on obesity status (of
232 which only one had a primary outcome) for this sensitivity analysis, obtaining an adjusted HR of 0·42
233 (95% CI 0·19-0·91, p=0·05) for the primary outcome, 0·78 (95%CI 0·24-2·54, p=0·3) for IMV, and 0·32
234 (95%CI 0·13-0·77, p=0·03) for death.

235

236 **DISCUSSION**

237 Here, we show that added to standard care, pyridostigmine is associated with decreased IMV and
238 mortality in patients hospitalized for severe COVID-19. This was driven by a decrease in all-cause
239 mortality in the pyridostigmine group compared to that of the placebo group (by 12.7 percentage
240 points). IMV was an infrequent outcome, which explains the lack of difference when analysing this
241 outcome by itself. Also, the adjunct use of pyridostigmine increased the probability of being discharged
242 from the hospital alive within 28 days.

243 Early reports estimated mortality rates as elevated as 49% for hospitalized patients with severe
244 COVID-19²¹. Although the in-hospital mortality rate has been declining throughout the pandemic,
245 recent studies still show rates ranging from 20 to over 40%²²⁻²⁵. For instance, the risk of death still
246 exceeded 20% in the dexamethasone and tocilizumab arms of the RECOVERY trial, being the only
247 two treatments that have shown a reduction in mortality^{7,24}. Similarly, in the placebo group we
248 observed a 28-day mortality of 20.21%, but a majority had received dexamethasone as part of the
249 standard of care, indicating that, without further intervention, in-hospital mortality of severe COVID-19
250 remains high. The severity and mortality of COVID-19 are mediated by the development of an
251 uncontrolled inflammatory response to infection; elevated levels of proinflammatory cytokines and
252 other immune mediators have been associated with multiorgan failure due to endothelial damage and
253 tissue injury^{4,6}. Hence, finding novel immunomodulatory strategies represents a promising strategy to
254 reduce the severity and mortality of COVID-19. That, along with the repurposing of drugs with well-
255 characterized safety profiles and readily available production lines, might lead to faster development of
256 anti-COVID-19 therapies if proven efficacious in well-designed, randomised clinical trials.

257 In mammals, the central nervous system has mechanisms to control the inflammatory response.
258 During inflammatory states, the vagus nerve can inhibit the synthesis and release of inflammatory
259 cytokines, thereby reducing both local damage and mortality secondary to severe systemic
260 inflammation in murine models as diverse as sepsis, ischemia, and reperfusion damage, or obesity²⁶⁻

261 ²⁹. The vagus nerve can be stimulated electrically and chemically. Chemical stimulation using
262 cholinergic agonists has shown promising effects in murine and cellular models of inflammation^{29,30}.
263 Acetylcholine esterase inhibitors (i-ACh-e) are a family of drugs used regularly by millions of patients,
264 including older adults with Alzheimer's disease and other dementias, as well as patients with
265 myasthenia gravis and dysautonomia^{14,31-34}. These drugs inhibit the enzymatic degradation of
266 endogenous ACh, resulting in greater bioavailability and, therefore, increasing the possibility of binding
267 to both nicotinic and muscarinic receptors. In addition to the approved uses of i-ACh-e in human
268 pathology, there is evidence in various murine models of their efficacy in experimental sepsis and
269 severe inflammatory response^{19,27,28,30}, suggesting that i-ACh-e drugs may exert a potential
270 immunomodulatory effect in patients with severe systemic inflammatory response syndrome.

271 Regarding safety concerns, at the used dose of pyridostigmine (60 mg/day), the rate of adverse
272 events we observed was 47.9% -none severe- and not different from the observed rate in the placebo
273 group (40.4%).

274 The reduction in mortality in patients with severe COVID-19 who received pyridostigmine may be due
275 to an immunomodulatory effect, however, its precise biological effect in this novel disease remains to
276 be studied. Different immunomodulatory strategies have been tested that have sought to selectively
277 inhibit the biological activity of certain pro-inflammatory cytokines, such as IL-6³⁵; however, the global
278 inhibition of several of them by pharmacologically stimulating the inflammatory reflex could be more
279 effective, which is the effect sought with the administration of pyridostigmine. We are currently working
280 in understanding the mechanism behind our observed effect.

281 Our study has important limitations. The originally planned sample size could not be achieved. Still, a
282 significant difference was observed because of a greater than expected effect. Also, some patients
283 requiring IMV could probably not receive it because of either, a pre-existing living will; last-minute
284 patient (or proxy) refusal of intubation; or, intermittently throughout the study period, lack of availability
285 of critical care beds^{22,23}. Our primary outcome included initiation, but not necessarily the requirement,
286 of IMV. This is reflected by the fact that the bulk of the primary outcome was due to deaths among

287 participants who did not receive IMV, most likely related to lack of critical care space. Thus, our results
288 may not be generalizable to settings that do not have this problem. While most baseline
289 characteristics were evenly balanced between groups, obesity (a known predictor of adverse
290 outcomes in COVID-19) was randomly more prevalent in the pyridostigmine group; this imbalance that
291 in principle plays against pyridostigmine strengthens our observed outcomes. As a proof-of-concept,
292 this study needs to be replicated or refuted in independent clinical trials. Also, at this point, our results
293 cannot be extrapolated to patients with less severe disease, or those already receiving IMV, without
294 prior verification in clinical trials. Finally, medium-term outcomes (90 days) will be reported at a later
295 time point.

296 The strengths of the study include that it is a double-blinded, placebo-controlled, multicentric
297 randomised clinical trial that evaluated a therapeutic intervention that is inexpensive, has a positive
298 pharmacological profile, is safe, and is widely available as a generic drug. The demographics of our
299 study population, including age and comorbid conditions, are representative of a large group of the
300 underserved population worldwide (particularly across the Americas), a population in urgent need of
301 safe, effective, life-saving, and affordable treatments for severe COVID-19.

302 In conclusion, we present evidence to support the use of pyridostigmine as an add-on treatment to
303 standard medical care in patients hospitalized for severe COVID-19. Our data indicate that this
304 inexpensive and readily available drug may significantly reduce mortality without imposing relevant
305 adverse effects.

306

307 **Contributors**

308 JCC, PFBZ, JSM and SIVF designed the study. SFS, SIVF, and IN wrote the manuscript. JCC, JSM
309 and JJC contributed to the writing of the article. SFS did the block randomisation. SFS, BMAC, SAM,
310 DMS, IN, HBG, AQV, SLCM and SIVF contributed to the recruitment of participants. JAML and JGP
311 evaluated the safety of the pharmacological intervention. SFS, BMAC, DMS, DAIN, IB, and LIW

312 contributed to data gathering and entry. SFS, IN, SIVF analysed all data. PFBZ, YCV, and SPdeLR
313 provided additional statistical support. SFS, IN, and SIVF accessed and verified the trial data. All
314 authors approved the submission of this article.

315

316 **Data sharing**

317 De-identified individual participant data and all protocol documents can be provided to others upon
318 reasonable request on approval of a written request to the corresponding author.

319

320 **Declaration of interests**

321 SI Valdés-Ferrer via Instituto Nacional de Ciencias Médicas y Nutrición Salvador Zubirán appears as
322 inventor for a repurpose patent for the use of pyridostigmine in COVID-19. If granted, we aim to
323 release the patent to the public domain.

324

325 **Acknowledgements:** This study was funded by Consejo Nacional de Ciencia y Tecnología, Mexico
326 (COVID-19 Fund [F0005-2020-01]; grant 311790), to SIV-F]. The authors are grateful to Kevin J.
327 Tracey, M.D., for his insight and suggestions that positively impacted this manuscript; to Claudia
328 Quiñones, B.Ch. and, Elia Criollo-Mora, B.Ch. for preparing, packing, masking, labelling, and
329 dispensing treatments; to Dr Virginia Pascual-Ramos for providing ethical and statistical
330 recommendations throughout the study; and to Dr Florencia Rosetti and the Immunopathology Lab,
331 INCMNSZ for their logistic support. Lastly, the authors wish to dedicate this manuscript to all medical
332 and surgical residents and fellows across the world for their generous and selfless work during the
333 COVID-19 pandemic. We understand that this is not the kind of residency training you dreamed of, but
334 your work has, time and again, made a difference and every day you make us all proud.

335

336 **Table 1. Clinical and demographical characteristics of patients at baseline.**

| Variables | All (N=188) | Pyridostigmine (N=94) | Placebo (N=94) |
|--|--------------|-----------------------|-------------------|
| Sex - no. (%) | - | - | - |
| Male | 112 (59.6) | 56 (59.6) | 56 (59.6) |
| Female | 76 (40.4) | 38 (40.4) | 38 (40.4) |
| Age | - | - | - |
| Median (IQR) - yr | 52 (44-64) | 51 (43-63) | 54 (46-66) |
| Previous coexisting disease - no. (%) | - | - | - |
| Diabetes | 68 (36.2) | 33 (35.1) | 35 (37.2) |
| Hypertension | 66 (35.1) | 33 (35.1) | 33 (35.1) |
| Heart disease | 4 (2.1) | 2 (2.1) | 2 (2.1) |
| Chronic lung disease | 8 (4.3) | 6 (6.4) | 2 (2.1) |
| Obesity** | 81 (43.1) | 50 (53.2) | 31 (33) |
| Median BMI (IQR) – kg/m ² ** | 29 (26.5-33) | 30.25 (26.5-33.4) | 28.1 (26.5-31.45) |
| Median time (IQR) from symptom onset to randomisation - days | 10 (9-12) | 10 (8-11) | 10 (9-13) |
| Median time (IQR) from admission to randomisation – days | 2 (1-3) | 2 (1-2) | 2 (1-3) |
| Other immunomodulators used by medical team – no. (%) | - | - | - |
| Dexamethasone | 140 (74.5) | 69 (73.4) | 71 (75.5) |
| Tocilizumab | 10 (5.3) | 5 (5.3) | 5 (5.3) |

337 ****BMI information was not available for 10 patients, four in the pyridostigmine group and six in**
 338 **the placebo group.**

339

340

341 **Table 2. Primary and secondary outcomes by day 28.**

| Outcomes | All (N=188) | Pyridostigmine (N=94) | Placebo (N=94) | HR (95% CI) | P-value |
|--|-------------|-----------------------|----------------|------------------|---------|
| Primary outcome | | | | | |
| Invasive mechanical ventilation or death – no. (%) | 33 (17.5%) | 11 (11.7%) | 22 (23.4%) | 0.46 (0.23-0.95) | 0.03 |
| Secondary outcomes | | | | | |
| Invasive mechanical ventilation – no. (%) | 13 (6.9%) | 6 (6.3%) | 7 (7.4%) | 0.81 (0.27-2.42) | 0.7 |
| Median time (IQR) in ICU with invasive mechanical ventilation - days | 17 (11-23) | 15 (15-21) | 17 (12-30) | - | - |
| Survival after IMV – no. (%) | 7 (53.8) | 4 (66%) | 3 (42.9) | - | - |
| Death - no. (%) | 26 (13.8%) | 7 (7.4%) | 19 (20.2%) | 0.33 (0.14-0.81) | 0.01 |
| *Median time (IQR) from randomisation to discharge home – days | 5 (3-9) | 5 (3-10) | 5 (3-8) | - | - |
| Discharge home by day 28 – no. (%) | 156 (82.9) | 85 (90.4) | 71 (75.5) | 1.13 (0.82-1.55) | 0.4 |
| Adverse events - no. (%) | 83 (44.1) | 45 (47.9) | 38 (40.4) | - | |
| Failure to complete treatment due to adverse effects – no. (%) | 4 (2) | 2 (2) | 2 (2) | - | - |

342 *For time to discharge home in patients that were transferred, the time from randomisation until
 343 discharge home from the hospital that they were transferred to was used. Two patients did not have
 344 this information available but were discharged home alive. For them, the date of transfer was used.
 345 Patients that were still in the hospital on day 28 were censored on day 29.

346

347 **FIGURE LEGENDS**

348 **Figure 1. Enrolment and randomisation.**

349 **Figure 2. Time to Mechanical Ventilation or Death by Day 28.**

350 **Figure 3. Time to Mechanical Ventilation, Death or Discharge Home by Day 28 as Separate**

351 **Outcomes.** A) IMV as the primary outcome; B) death as the primary outcome; and, C) Discharge

352 home as the primary outcome. Hazard ratios were calculated with Cox proportional hazards models

353 and p-values were obtained with a log-rank test. In the case of IMV as the primary outcome, deaths

354 without IMV were censored. In the case of death as the primary outcome, IMV was not considered.

355

356 **References**

- 357 1 Zhu N, Zhang D, Wang W, *et al.* A Novel Coronavirus from Patients with Pneumonia in China,
358 2019. *N Engl J Med* 2020; **382**: 727–33.
- 359 2 Johns Hopkins Coronavirus Resource Center. <https://coronavirus.jhu.edu/map.html> (accessed
360 May 15, 2021).
- 361 3 Xu Z, Shi L, Wang Y, *et al.* Pathological findings of COVID-19 associated with acute respiratory
362 distress syndrome. *Lancet Respir Med* 2020; **8**: 420–2.
- 363 4 Huang C, Wang Y, Li X, *et al.* Clinical features of patients infected with 2019 novel coronavirus
364 in Wuhan, China. *Lancet* 2020; **395**: 497–506.
- 365 5 Ruan Q, Yang K, Wang W, Jiang L, Song J. Clinical predictors of mortality due to COVID-19
366 based on an analysis of data of 150 patients from Wuhan, China. *Intensive Care Med* 2020; **46**:
367 846–8.
- 368 6 Mehta P, McAuley DF, Brown M, Sanchez E, Tattersall RS, Manson JJ. COVID-19: consider
369 cytokine storm syndromes and immunosuppression. *Lancet* 2020; **395**: 1033–4.
- 370 7 Horby P, Lim WS, Emberson J, *et al.* Dexamethasone in Hospitalized Patients with Covid-19. *N*
371 *Engl J Med* 2021; **384**: 693–704.
- 372 8 RECOVERY Collaborative Group. Tocilizumab in patients admitted to hospital with COVID-19
373 (RECOVERY): preliminary results of a randomised, controlled, open-label, platform trial. *Lancet*
374 2021; **397**: 1637–45.
- 375 9 Beigel JH, Tomashek KM, Dodd LE, *et al.* Remdesivir for the Treatment of Covid-19 — Final
376 Report. *N Engl J Med* 2020; **383**: 1813–26.
- 377 10 Kalil AC, Patterson TF, Mehta AK, *et al.* Baricitinib plus Remdesivir for Hospitalized Adults with
378 Covid-19. *N Engl J Med* 2021; **384**: 795–807.

- 379 11 Borovikova L V., Ivanova S, Zhang M, *et al.* Vagus nerve stimulation attenuates the systemic
380 inflammatory response to endotoxin. *Nature* 2000; **405**: 458–62.
- 381 12 Rosas-Ballina M, Olofsson PS, Ochani M, *et al.* Acetylcholine-synthesizing T cells relay neural
382 signals in a vagus nerve circuit. *Science (80-)* 2011; **334**. DOI:10.1126/science.1209985.
- 383 13 Cox MA, Duncan GS, Lin GHY, *et al.* Choline acetyltransferase–expressing T cells are required
384 to control chronic viral infection. *Science (80-)* 2019; **363**: 639–44.
- 385 14 Gilhus NE, Verschuuren JJ. Myasthenia gravis: Subgroup classification and therapeutic
386 strategies. *Lancet Neurol* 2015; **14**: 1023–36.
- 387 15 Keeler JR, Hurst CG, Dunn MA. Pyridostigmine Used as a Nerve Agent Pretreatment Under
388 Wartime Conditions. *JAMA J Am Med Assoc* 1991; **266**: 693–5.
- 389 16 Valdés-Ferrer SI, Crispín JC, Belaunzarán PF, Cantú-Brito CG, Sierra-Madero J, Alcocer-
390 Varela J. Acetylcholine-esterase inhibitor pyridostigmine decreases T cell overactivation in
391 patients infected by HIV. *AIDS Res Hum Retroviruses* 2009; **25**. DOI:10.1089/aid.2008.0257.
- 392 17 Valdés-Ferrer SI, Crispín JC, Belaunzarán-Zamudio PF, *et al.* Add-on Pyridostigmine enhances
393 CD4+ T-cell recovery in HIV-1-infected immunological non-responders: A proof-of-concept
394 study. *Front Immunol* 2017; **8**: 1–6.
- 395 18 Robinson-Papp J, Nmashie A, Pedowitz E, *et al.* The effect of pyridostigmine on small intestinal
396 bacterial overgrowth (SIBO) and plasma inflammatory biomarkers in HIV-associated autonomic
397 neuropathies. *J Neurovirol* 2019; **25**: 551–9.
- 398 19 Bricher Choque PN, Vieira RP, Ulloa L, *et al.* The Cholinergic Drug Pyridostigmine Alleviates
399 Inflammation During LPS-Induced Acute Respiratory Distress Syndrome . *Front. Pharmacol.* .
400 2021; **12**: 966.
- 401 20 Fragoso-Saavedra S, Iruegas-Nunez DA, Quintero-Villegas A, *et al.* A parallel-group,
402 multicenter randomized, double-blinded, placebo-controlled, phase 2/3, clinical trial to test the

- 403 efficacy of pyridostigmine bromide at low doses to reduce mortality or invasive mechanical
404 ventilation in adults with severe SARS-CoV-2 inf. *BMC Infect Dis* 2020; **20**: 765.
- 405 21 Wu Z, McGoogan J. Characteristics of and important lessons from the coronavirus disease
406 2019(COVID-19) outbreak in China. *Jama* 2020; **2019**: 10.1001/jama.2020.2648.
- 407 22 Rossman H, Meir T, Somer J, *et al.* Hospital load and increased COVID-19 related mortality in
408 Israel. *Nat Commun* 2021; **12**: 1–7.
- 409 23 Olivas-Martínez A, Cárdenas-Fragoso JL, Jiménez JV, *et al.* In-hospital mortality from severe
410 COVID-19 in a tertiary care center in Mexico City; causes of death, risk factors and the impact
411 of hospital saturation. *PLoS One* 2021; **16**: e0245772.
- 412 24 de Souza FSH, Hojo-Souza NS, Batista BD de O, da Silva CM, Guidoni DL. On the analysis of
413 mortality risk factors for hospitalized COVID-19 patients: A data-driven study using the major
414 Brazilian database. *PLoS One* 2021; **16**: e0248580.
- 415 25 Núñez I, Priego-Ranero AA, García-González HB, *et al.* Common hematological values predict
416 unfavorable outcomes in hospitalized COVID-19 patients. *Clin Immunol* 2021; **225**: 108682.
- 417 26 Yeboah MM, Xue X, Duan B, *et al.* Cholinergic agonists attenuate renal ischemia-reperfusion
418 injury in rats. *Kidney Int* 2008; **74**: 62–9.
- 419 27 Satapathy SK, Ochani M, Dancho M, *et al.* Galantamine alleviates inflammation and other
420 obesity-associated complications in high-fat diet-fed mice. *Mol Med* 2011; **17**.
421 DOI:10.2119/molmed.2011.00083.
- 422 28 Zaghloul N, Addorisio ME, Silverman HA, *et al.* Forebrain cholinergic dysfunction and systemic
423 and brain inflammation in murine sepsis survivors. *Front Immunol* 2017; **8**.
424 DOI:10.3389/fimmu.2017.01673.
- 425 29 Lehner KR, Silverman HA, Addorisio ME, *et al.* Forebrain cholinergic signaling regulates innate
426 immune responses and inflammation. *Front Immunol* 2019; **10**: 1–11.

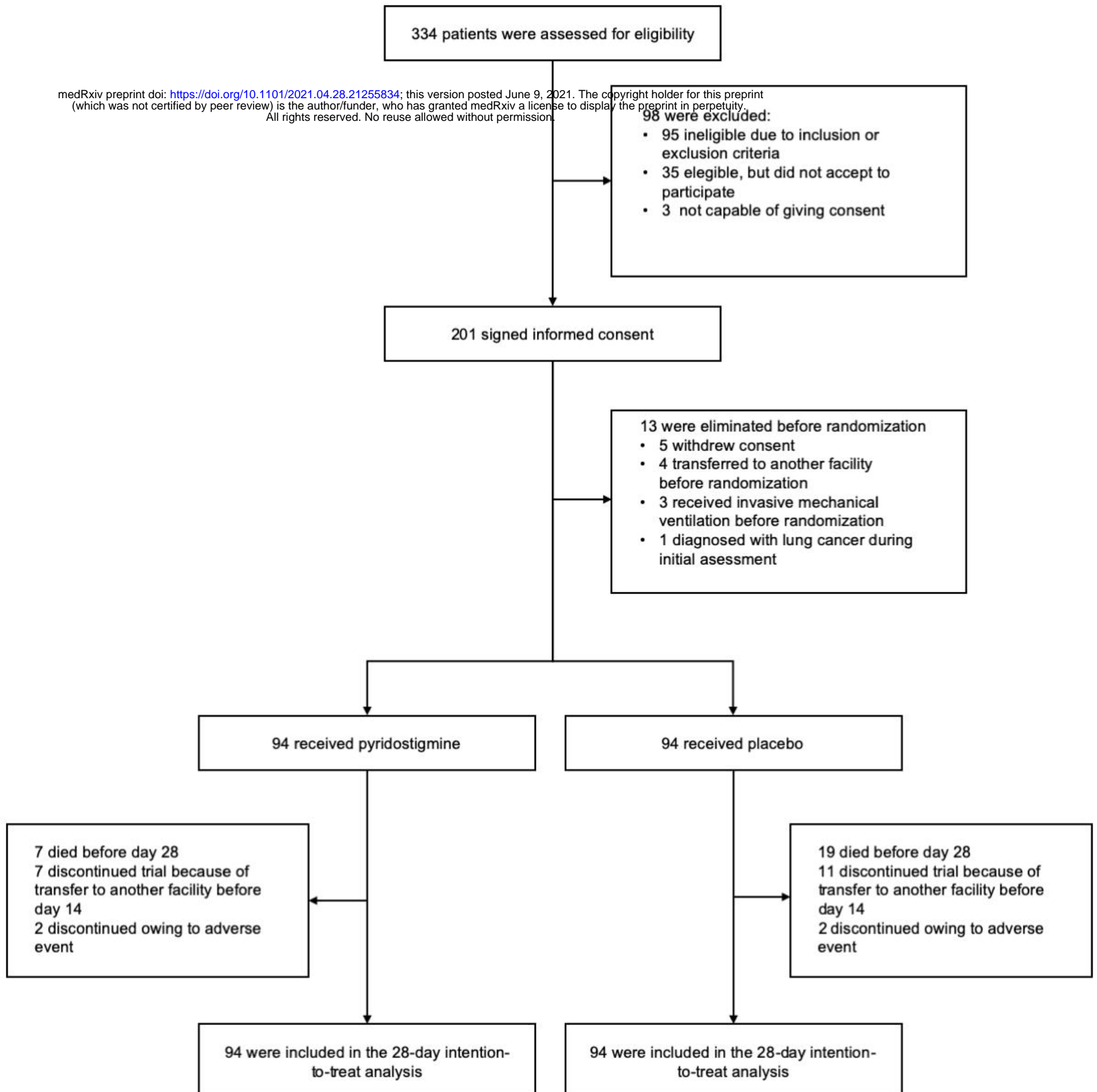
- 427 30 Rosas-Ballina M, Valdés-Ferrer SI, Dancho ME, *et al.* Xanomeline suppresses excessive pro-
428 inflammatory cytokine responses through neural signal-mediated pathways and improves
429 survival in lethal inflammation. *Brain Behav Immun* 2015; **44**: 19–27.
- 430 31 Mayeux R. Clinical practice. Early Alzheimer's disease. *N Engl J Med* 2010; **362**: 2194–201.
- 431 32 Querfurth HW, Laferla FM. Alzheimer's Disease. *N Engl J Med* 2018; **326**: 329–44.
- 432 33 O'Brien JT, Thomas A. Vascular dementia. *Lancet* 2015; **386**: 1698–706.
- 433 34 Singer W, Sandroni P, Opfer-Gehrking TL, *et al.* Pyridostigmine treatment trial in neurogenic
434 orthostatic hypotension. *Arch Neurol* 2006; **63**: 513–8.
- 435 35 Salama C, Han J, Yau L, *et al.* Tocilizumab in Patients Hospitalized with Covid-19 Pneumonia.
436 *N Engl J Med* 2021; **384**: 20–30.

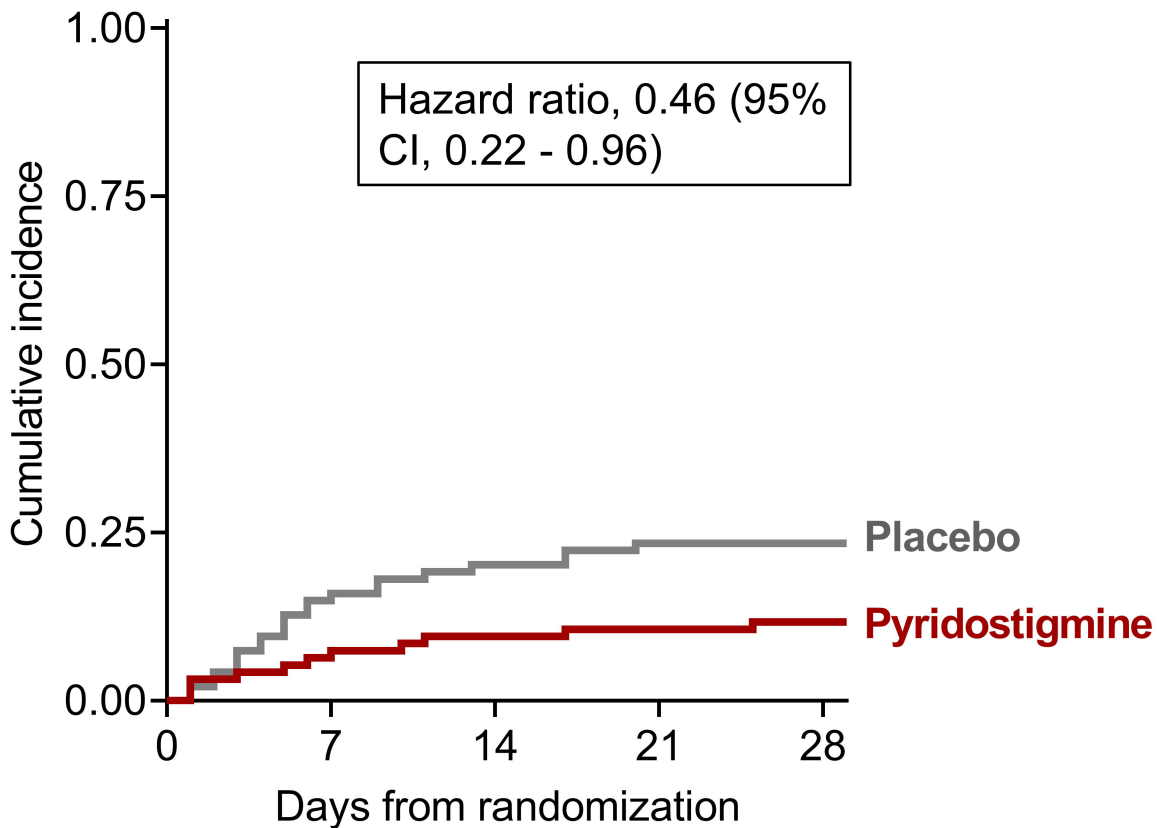
437

438

439

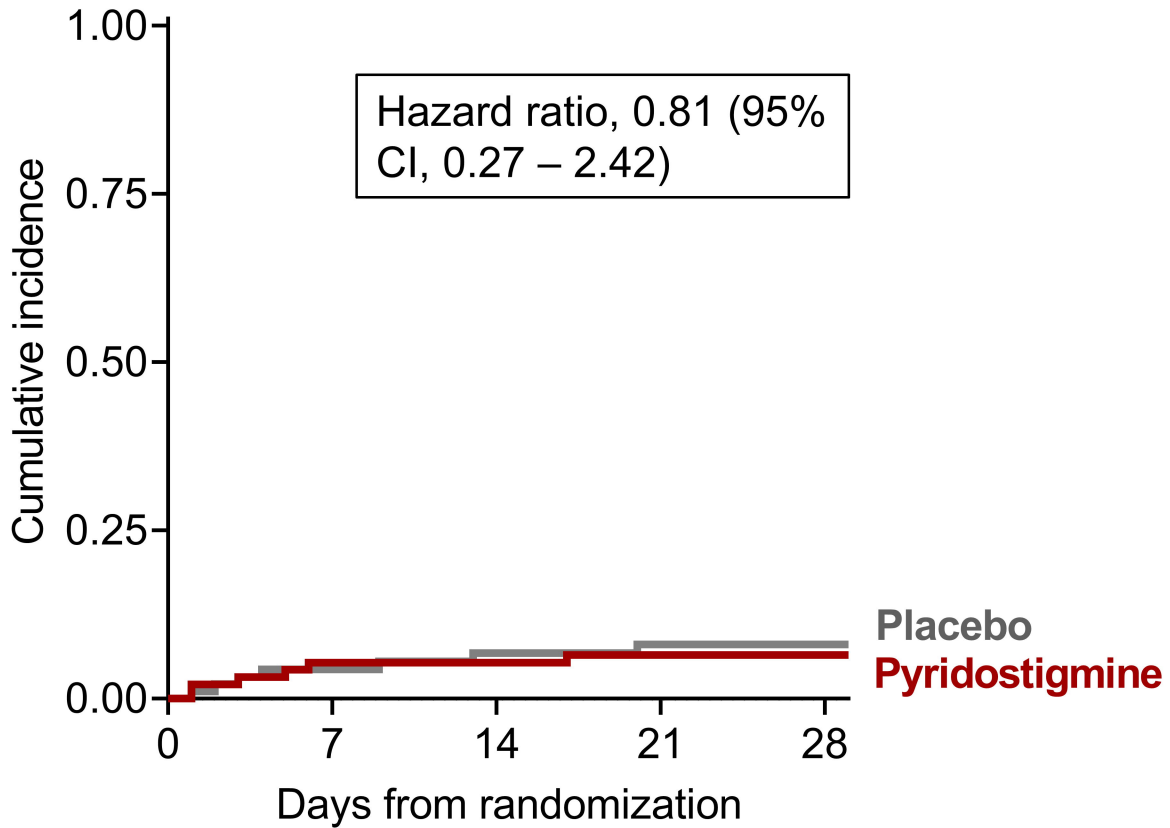
Figure 1. Enrollment and randomization





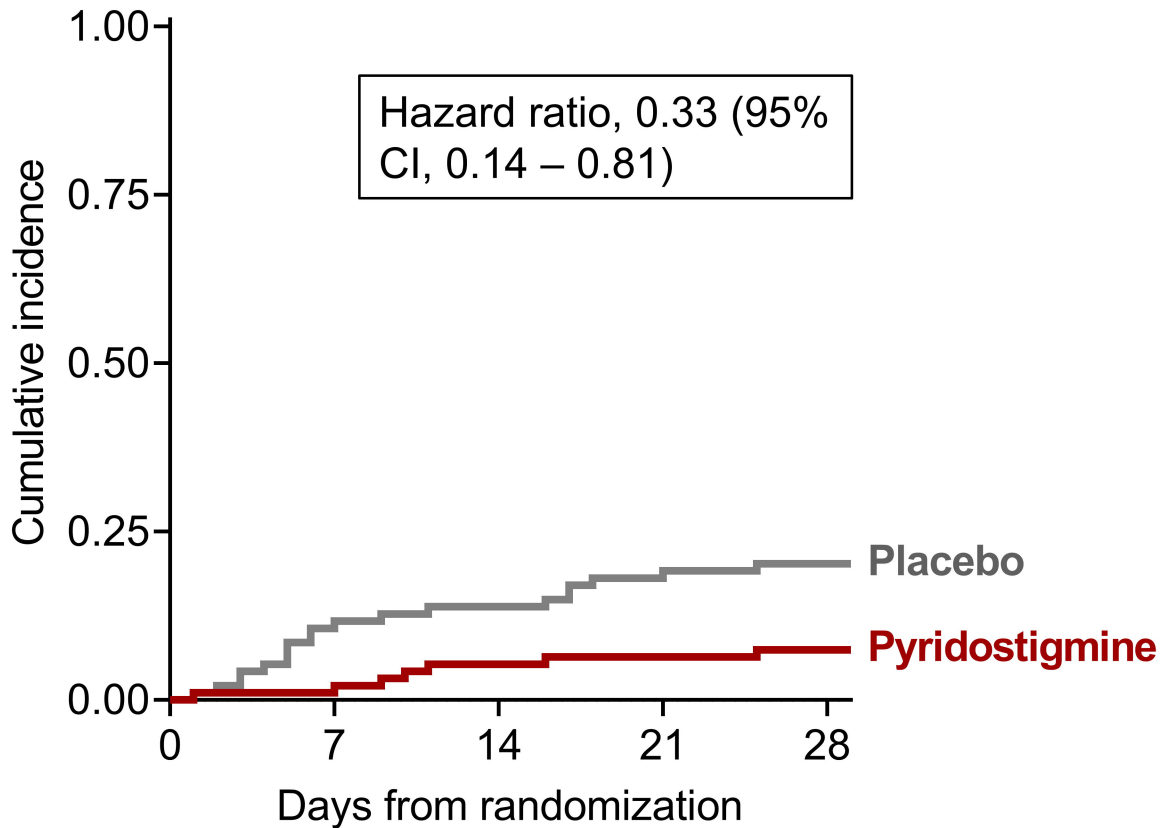
No. at risk

| | | | | | |
|----------------|----|----|----|----|----|
| Placebo | 94 | 80 | 75 | 72 | 72 |
| Pyridostigmine | 94 | 88 | 85 | 84 | 83 |



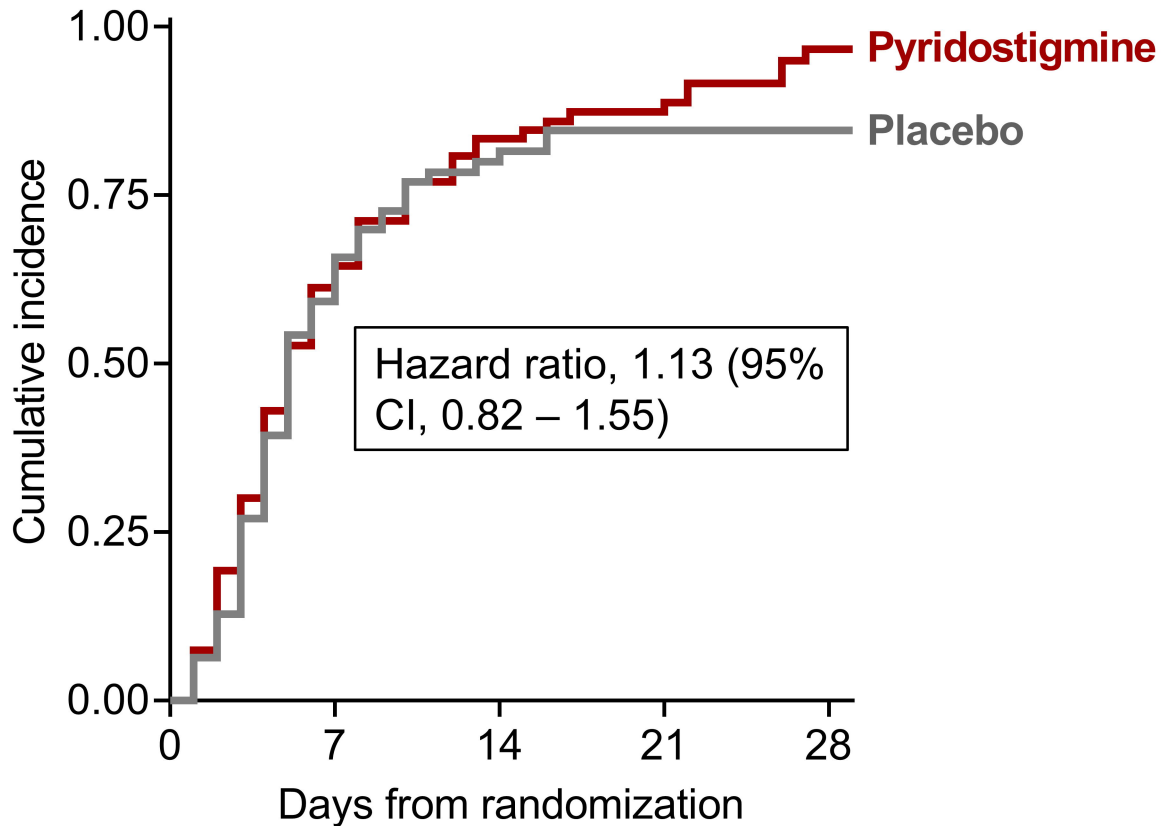
No. at risk

| | | | | | |
|----------------|----|----|----|----|----|
| Placebo | 94 | 80 | 75 | 72 | 72 |
| Pyridostigmine | 94 | 88 | 85 | 84 | 83 |



No. at risk

| | | | | | |
|----------------|----|----|----|----|----|
| Placebo | 94 | 84 | 81 | 77 | 75 |
| Pyridostigmine | 94 | 93 | 89 | 88 | 87 |



No. at risk

| | | | | | |
|----------------|----|----|----|---|---|
| Placebo | 94 | 31 | 13 | 6 | 4 |
| Pyridostigmine | 94 | 36 | 13 | 9 | 2 |