

List of Tables and Figures

Table 1. Hospital characteristics by SEP-1 reporting status.

Figure 1. Sepsis performance improvement practices by SEP-1 reporting status.

Figure 2. Sepsis performance improvement sub-components that differ by SEP-1 reporting status.

Figure 3. Association of sepsis performance improvement with SEP-1 scores and O:E mortality ratios (predicting bottom quartile performance).

Table 1. Hospital characteristics by SEP-1 reporting status.

Hospital Characteristic	Overall (N=118)		SEP-1 Reporting Hospitals (n=44)		Non-SEP-1 Reporting Hospitals (n=74)		p-value
	N or Median	% or IQR	n or Median	% or IQR	n or Median	% or IQR	
Sepsis Volume (Sepsis Visits per Year)	121	68 – 326	933	244 – 1,494	78	56 - 697	<0.001
Rurality (RUCA)							<0.001
Urban	26	22.0	21	47.7	5	6.8	
Large Rural City/Town	15	12.7	13	29.6	2	2.7	
Small Rural City/Town	50	42.4	8	18.2	42	56.8	
Isolated Small Rural Town	27	22.9	2	4.6	25	33.8	
Critical Access Hospital Status	82	69.5	10	22.7	72	97.3	<0.001
SEP-1 Score (Median, IQR)	-	-	56.5	44.5 – 71.5	-	-	-

IQR=Interquartile range; RUCA= Rural-Urban Commuting Area

Figure 1. Sepsis performance improvement practices by SEP-1 reporting status.

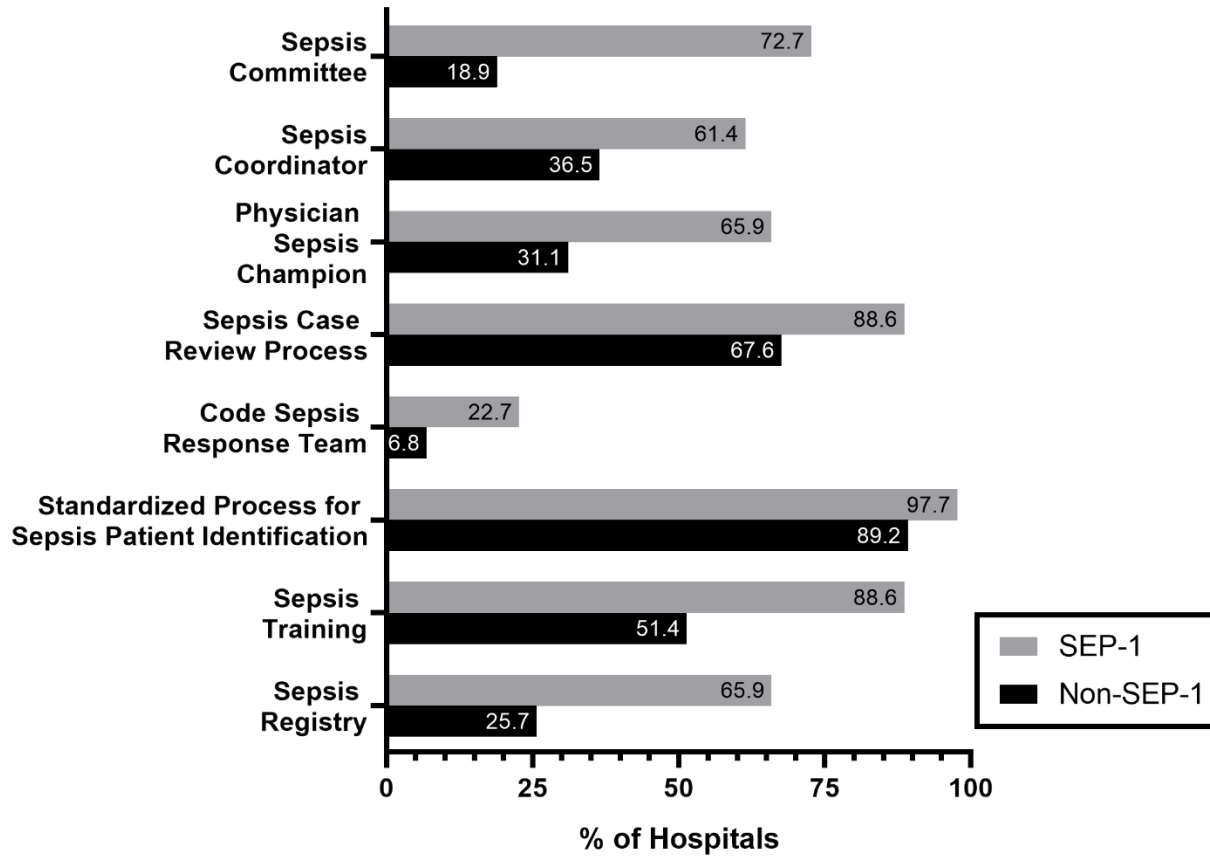
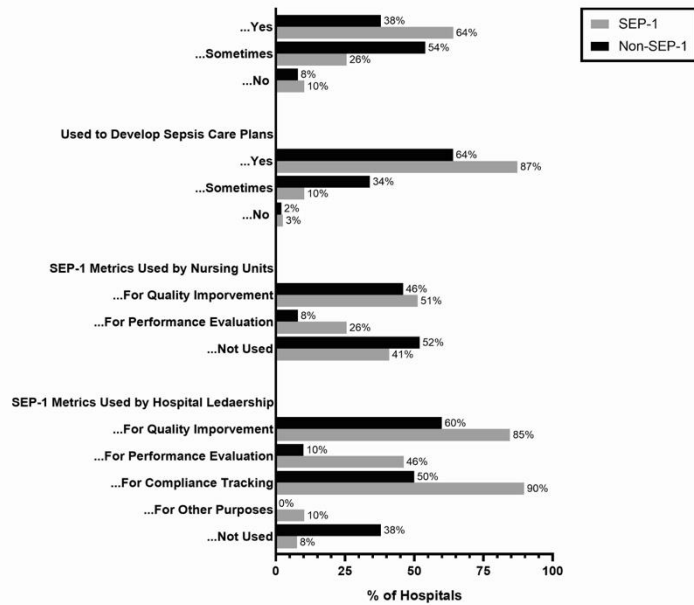


Figure 2. Sepsis performance improvement sub-components that differ by SEP-1 reporting status.

A. Sepsis Case Review



B. Sepsis Coordinator

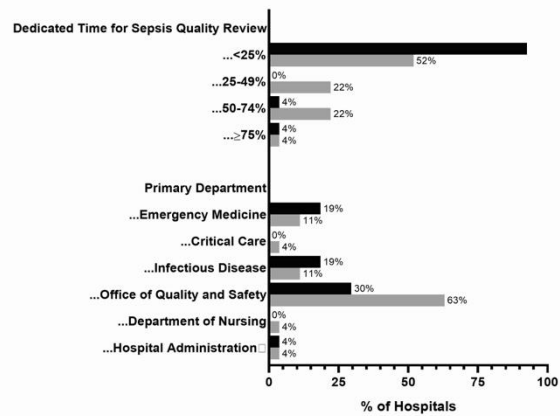
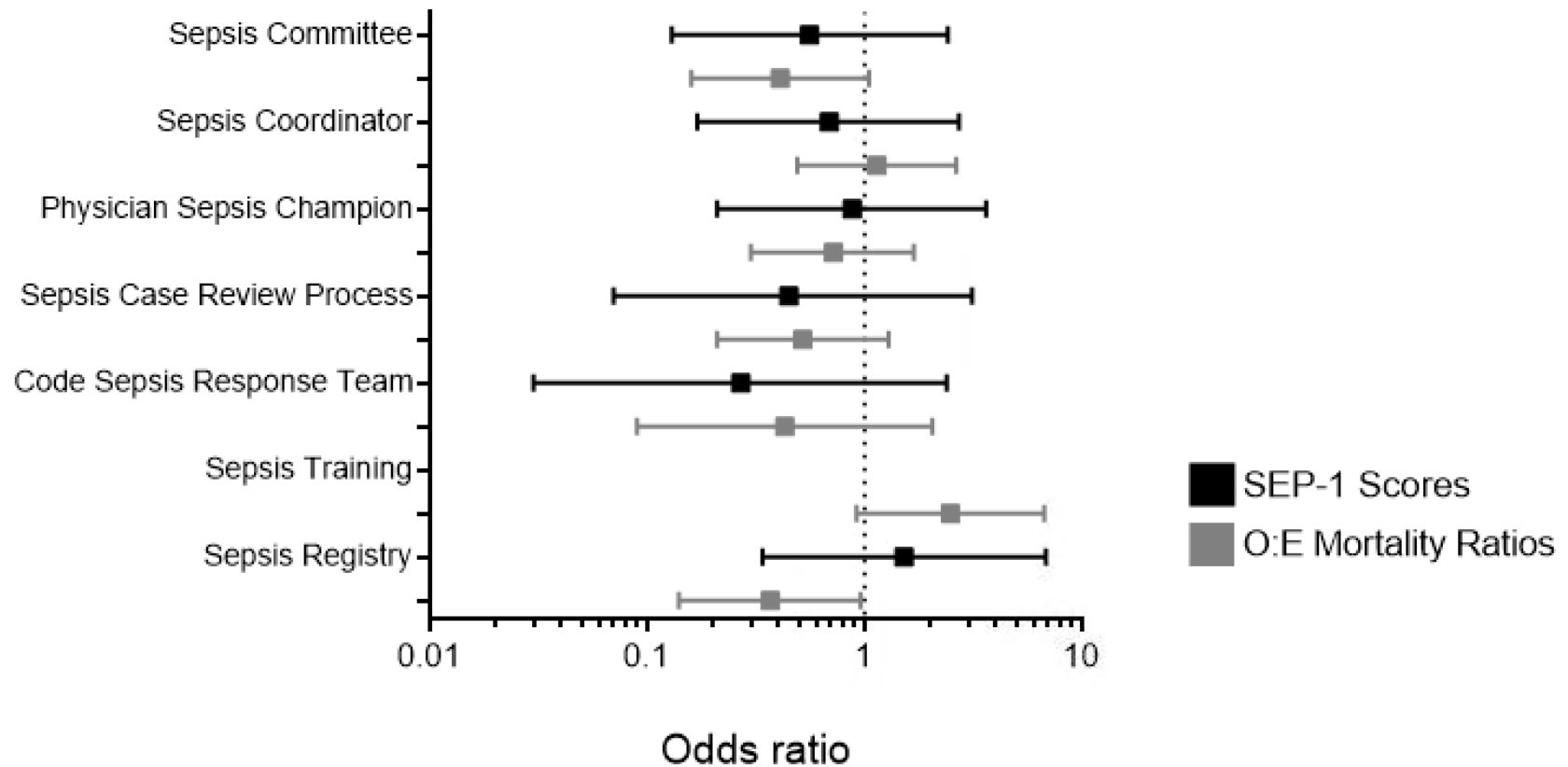


Figure 3. Association of sepsis performance improvement with SEP-1 scores and O:E mortality ratios (predicting bottom quartile performance).



Since all top-performing hospitals (n=11) and most SEP-1 reporting hospitals had standardized processes for sepsis identification and sepsis training, the odds of top-quartile performance for these performance improvement practices could not be estimated.

Supplementary Material List of Tables and Figures

Table S1. Sepsis performance improvement practices by SEP-1 reporting status.

Table S2. Association of sepsis performance improvement practices with SEP-1 adherence.

Table S3. Association of sepsis performance improvement practices with hospital sepsis mortality.

Table S4. Sensitivity Analysis: Association of sepsis performance improvement practices with hospital sepsis mortality (O:E ratio is calculated to include sepsis patients transferred in to the hospital).

Appendix 1. Study survey questionnaire and script.

Appendix 2. Survey definitions.

Table S1. Sepsis performance improvement practices by SEP-1 reporting status.

	Overall (N=118)		SEP-1 Reporting Hospitals (n=44)		Non-SEP-1 Reporting Hospitals (n=74)		p-value
	N	%	n	%	n	%	
SEPSIS COMMITTEE							
Have a Sepsis Committee (Yes/No)	46	39.0	32	72.7	14	18.9	<0.001
Role of Sepsis Committee							
Reviews cases	44	95.7	31	96.9	13	92.9	0.521
Provide care recommendations	40	87.0	29	90.6	11	78.6	0.350
Improve performance improvement measures (e.g. SEP-1 scores)	40	87.0	30	93.4	10	71.4	0.060
Decrease Sepsis Mortality	39	84.8	30	93.4	9	64.3	0.020
Other	4	8.7	2	6.3	2	14.3	0.575
Committee Chair							0.422
Clinician	14	30.4	10	31.3	4	28.9	
Nurse	13	28.3	8	25.0	5	35.7	
Hospital Administrator	6	13.0	6	18.8	0	0.0	
Quality/Safety Specialist	4	8.7	3	9.4	1	7.1	
No Chair	1	2.2	1	3.1	0	0.0	
Other (Incl. multiple roles)	8	17.4	4	12.5	4	12.5	
Committee Members (Yes/No)							
Physician (MD/DO)	43	93.5	31	96.9	12	85.7	0.216
Physician Assistant	3	6.5	2	6.3	1	7.1	0.999
Pharmacist	33	71.7	22	68.8	11	78.6	0.724
Nurse Practitioner	10	21.7	8	25.0	2	14.3	0.699
Nurse	43	93.5	29	90.6	14	100.0	0.543
Hospital Administrator	38	82.6	27	84.4	11	78.6	0.684
Quality/Safety Specialist	43	93.5	31	96.7	12	85.7	0.216
Departments/Specialties Represented							
Emergency Medicine	42	91.3	29	90.6	13	92.9	0.999
Critical Care	24	52.2	18	56.3	6	42.9	0.525
Infectious Disease	26	56.5	15	46.7	11	78.6	0.046
Hospital Epidemiology	22	47.8	16	50.0	6	42.9	0.754
Pediatrics	3	6.5	2	6.3	1	7.1	0.999
Lab	14	30.4	9	28.1	5	35.7	0.731
Information Technology/Informatics	8	17.4	6	18.8	2	14.3	0.999
Metrics Tracked							
Sepsis Mortality	39	84.8	30	93.8	9	64.3	0.020
SEP-1 Scores or Other Sepsis Bundle Adherence	40	87.0	31	96.9	9	64.3	0.007
Components of Sepsis Bundle (Components only)	6	13.0	3	9.4	3	21.4	0.350
Other	23	50.0	14	43.8	9	64.3	0.200

Meeting Frequency							0.141
Weekly	1	2.2	0	0.0	1	7.1	
Twice per Month	3	6.5	2	6.3	1	7.1	
Monthly	19	41.3	16	50.0	3	21.4	
Quarterly	22	47.8	13	40.6	9	64.3	
As Needed	1	2.2	1	3.1	0	0.0	
SEPSIS COORDINATOR							
Have a Sepsis Coordinator (Yes/No)	54	45.8	27	61.4	27	36.5	0.009
Job Responsibilities							
Quality Improvement	54	100.0	27	100.0	27	100.0	0.999
Training/Education Requirement Checks	29	53.7	18	66.7	11	40.7	0.056
Conducting Training & Education	36	66.7	21	77.8	15	55.6	0.083
Guideline Implementation & Review	45	83.3	21	77.8	24	88.9	0.467
Abstracting Records for performance improvement Reporting	43	79.6	20	74.1	23	85.2	0.311
Bedside Practice Recommendations	2	3.7	0	0.0	2	7.4	0.491
Coordinator's Other Roles							
Clinician	19	35.2	9	33.3	10	37.0	0.776
Hospital Administrator	16	29.6	8	29.6	8	29.6	0.999
Quality/Safety Specialist	47	87.0	24	88.9	23	85.2	0.999
Dedicated Time for Sepsis Quality Review							0.001
<25%	39	72.2	14	51.9	25	92.6	
25-49%	6	11.1	6	22.2	0	0.0	
50-74%	7	13.0	6	22.2	1	3.7	
≥75%	2	3.7	1	3.7	1	3.7	
Dedicated Time for Direct Staff Education							0.236
<25%	0	0.0	0	0.0	0	0.0	
25-49%	0	0.0	0	0.0	0	0.0	
50-74%	1	1.9	1	3.7	0	0.0	
≥75%	50	92.6	26	96.3	24	88.9	
Involved in other sepsis committees or activities (Yes/No)	14	25.9	7	25.9	7	25.9	0.999
Primary Department*							
Emergency Medicine	8	14.8	3	11.1	5	18.5	0.704
Critical Care	1	1.9	1	3.7	0	0.0	0.999
Infectious Disease	8	14.8	3	11.1	5	18.5	0.704
Office of Quality and Safety	25	46.3	17	63.0	8	29.6	0.014
Department of Nursing	1	1.9	1	3.7	0	0.0	0.999
Hospital Administration	2	3.7	1	3.7	1	3.7	0.999
Coordinator Training/Background							

Physician (MD/DO)	0	0.0	0	0.0	0	0.0	-
Physician Assistant	1	1.9	0	0.0	1	3.7	0.999
Pharmacist	0	0.0	0	0.0	0	0.0	-
Nurse Practitioner	2	3.7	1	3.7	1	3.7	0.999
Nurse	51	94.4	26	96.3	25	92.6	0.999
Hospital Administrator	3	5.6	3	11.1	0	0.0	0.236
Quality/Safety Specialist	6	11.1	5	18.5	1	3.7	0.192
Epidemiologist	0	0.0	0	0.0	0	0.0	-
Other	1	1.9	0	0.0	1	3.7	0.999
PHYSICIAN SEPSIS CHAMPION							
Have a Physician Sepsis Champion (Yes/No)	52	44.1	29	65.9	23	31.1	<0.001
Department							
Emergency Medicine	23	44.2	12	41.4	11	47.8	0.642
Critical Care	4	7.7	3	10.3	1	4.4	0.621
Infectious Disease	6	11.5	3	10.3	3	13.0	0.999
Hospital Epidemiology	11	21.2	8	27.6	3	13.0	0.308
Administration	6	11.5	4	13.8	2	8.7	0.682
Other	6	11.5	1	3.5	5	21.7	0.076
Other Formal Roles							
No Other Roles (FT Sepsis Quality)	0	0.0	0	0.0	0	0.0	-
Clinician	44	84.6	25	86.2	19	82.6	0.999
Hospital Administrator	31	59.6	19	65.5	12	52.2	0.330
Quality/Safety Specialist	3	5.8	1	3.5	2	8.7	0.578
Infection Control	4	7.7	2	6.9	2	8.7	0.999
Type of Work							
Clinical	25	48.1	16	55.2	9	39.1	0.278
Administration	21	40.4	14	48.3	7	30.4	0.259
Training	37	71.2	23	79.3	14	60.9	0.218
Quality	34	65.4	19	65.5	15	65.2	0.982
Other	3	5.8	2	6.9	1	4.4	0.999
Compensated for Sepsis Champion Role (Yes/No)	8	15.4	8	27.6	0	0.0	0.006
SEPSIS CASE REVIEW							
Have a Sepsis Case Review Process (Yes/No)	89	75.4	39	88.6	50	67.6	0.010
Frequency of Review							
As Needed	4	4.5	1	2.6	3	6.0	0.061
Daily	7	7.9	3	7.7	4	8.0	
Weekly	14	15.7	8	20.5	6	12.0	
Monthly	49	55.1	16	41.0	33	66.0	
Quarterly	14	15.7	10	25.6	4	8.0	
Other	1	1.1	1	2.6	0	0.0	

Sepsis Case Definition for Review							
Sepsis-Assoc.** Hospital Admissions	60	67.4	23	59.0	37	74.0	0.134
Sepsis-Assoc.** ICU Admissions	1	1.1	1	2.6	0	0.0	0.438
Sepsis Identified in ED	3	3.4	1	2.6	2	4.0	0.999
Sepsis Alert/Code Sepsis Activations	3	3.4	2	5.1	1	2.0	0.579
Sepsis Deaths	3	3.4	3	7.7	0	0.0	0.081
SEP-1 Bundle Not Completed	17	19.1	11	28.2	6	12.0	0.054
Sepsis Transfers Into Hospital	0	0.0	0	0.0	0	0.0	-
Sepsis Readmissions	2	2.3	1	2.6	1	2.0	0.999
Other	18	20.2	10	25.6	8	16.0	0.261
Reviewers of Cases							
Hospital Administration	75	84.3	32	82.1	43	86.0	0.612
Clinicians	66	74.2	30	76.9	36	72.0	0.599
Quality/Safety Specialists	82	92.1	35	89.7	47	94.0	0.459
Other	4	4.5	1	2.6	3	6.0	0.628
Results Reported to Providers							0.026
Yes	44	49.4	25	64.1	19	38.0	
Sometimes	37	41.6	10	25.6	27	54.0	
No	8	9.0	4	10.3	4	8.0	
Used to Develop Sepsis Care Plans							0.013
Yes	66	74.2	34	87.2	32	64.0	
Sometimes	21	23.6	4	10.3	17	34.0	
No	2	2.3	1	2.6	1	2.0	
Used to Re-evaluate Performance							0.484
Yes	72	80.9	32	82.1	40	80.0	
Sometimes	8	9.0	2	5.1	6	12.0	
No	9	10.1	5	12.8	4	8.0	
Results Reported to Departments							0.541
Yes	42	47.2	20	51.3	22	44.0	
Sometimes	3	3.4	2	5.1	1	2.0	
No	44	49.4	17	43.6	27	54.0	
SEP-1/Sepsis Metrics Used by Nursing Units							
For QI	43	48.3	20	51.3	23	46.0	0.621
For Performance Evaluation	14	15.7	10	25.6	4	8.0	0.023
Not Used	42	47.2	16	41.0	26	52.0	0.304
SEP-1/Sepsis Metrics Used by Hospital Leadership							
For QI	63	70.8	33	84.6	30	60.0	0.011
For Performance Evaluation	23	25.8	18	46.2	5	10.0	<0.001
For Compliance Tracking	60	67.4	35	89.7	25	50.0	<0.001
For Other Purpose	4	4.5	4	10.3	0	0.0	0.034

Not Used	22	24.7	3	7.7	19	38.0	0.001
CODE SEPSIS							
Have a Code Sepsis Response Team (Yes/No)	15	12.7	10	22.7	5	6.8	0.012
Activation Criteria							
Vital Signs	1	6.7	0	0.0	1	6.7	0.333
Clinician Concern	4	26.7	4	40.0	0	0.0	0.231
Specific Diagnoses	1	6.7	0	0.0	1	6.7	0.333
SIRS Criteria	10	66.7	6	60.0	4	80.0	0.600
Other	2	13.3	2	20.0	0	0.0	0.524
Responders							
Physician (MD/DO)	13	86.7	9	90.0	4	80.0	0.999
Physician Assistant	0	0.0	0	0.0	0	0.0	-
Pharmacist	10	66.7	7	70.0	3	60.0	0.999
Nurse Practitioner	1	6.7	0	0.0	1	20.0	0.333
Nurse	15	100.0	10	100.0	5	100.0	-
Quality/Safety Specialist	1	6.7	0	0.0	1	20.0	0.333
Lab	12	80.0	9	90.0	3	60.0	0.242
Other	6	40.0	4	40.0	2	40.0	0.999
Same as Code Sepsis Response Team (Yes/No)	8	53.3	4	40.0	4	80.0	0.282
Units Using Code Sepsis Team							
Hospital-wide	15	100.0	10	100.0	5	100.0	-
ICUs	0	0.0	0	0.0	0	0.0	-
ED	0	0.0	0	0.0	0	0.0	-
Clinics	0	0.0	0	0.0	0	0.0	-
Code Sepsis Team Staffed 24/7							
Yes	15	100.0	10	100.0	5	100.0	-
No	0	0.0	0	0.0	0	0.0	-
Sometimes	0	0.0	0	0.0	0	0.0	-
SEPSIS CASE IDENTIFICATION							
Have a Standardized Process for Sepsis Patient Identification	109	92.4	43	97.7	66	89.2	0.091
Have an EMR Flag for Possible Sepsis	102	93.6	39	90.7	63	95.5	0.322
Units Using EMR Sepsis Flag							
Hospital-wide	80	78.4	30	76.9	50	79.4	0.771
ICUs	2	2.0	2	5.1	0	0.0	0.144
ED	22	21.6	9	23.1	13	20.6	0.771
Clinics	0	0.0	0	0.0	0	0.0	-
Other	4	3.9	3	7.7	1	1.6	0.155
Trigger Responses							
Activates Response Team	6	5.5	4	9.3	2	3.0	0.210
Alerts Provider	101	92.7	39	90.7	62	93.9	0.710

Activates Nursing Protocol	33	30.3	16	37.2	17	25.8	0.203
Flagged for Case Review	11	10.1	7	16.3	4	6.1	0.108
BPA	5	4.6	0	0.0	5	7.6	0.155
Nothing	1	0.9	0	0.0	1	1.5	0.999
Other Response	2	1.8	1	2.3	1	1.5	0.999
Nurse-Initiated Therapy from Triggers							
I.V.	43	39.5	19	44.2	24	36.4	0.414
Monitor	39	35.8	18	41.9	21	31.8	0.285
Labs	43	39.5	21	48.8	22	33.3	0.106
Fluids	36	33.0	17	39.5	19	28.8	0.244
Lactate	44	40.4	22	51.2	22	33.3	0.064
Blood Cultures	42	38.5	21	48.8	21	31.8	0.074
Oxygen	5	4.6	2	4.7	3	4.6	0.999
None	59	54.1	17	39.5	42	63.6	0.014
Other Therapy	6	5.5	1	2.3	5	7.6	0.400
Non-EMR Screening Practices							
Paper Checklist	24	22.0	10	23.3	14	21.2	0.801
Nursing Screen	9	8.3	4	9.3	5	7.6	0.737
Other	3	2.8	1	2.3	2	3.0	0.999
None	78	71.6	31	72.1	47	71.2	0.921
Units Using Non-EMR Screen (n=31)							
Hospital-wide	15	48.4	7	58.3	8	42.1	0.379
ICUs	1	3.2	1	8.3	0	0.0	0.387
ED	12	38.7	3	25.0	9	47.4	0.274
Clinics	0	0.0	0	0.0	0	0.0	-
Other	3	9.7	2	16.7	1	5.3	0.544
Rapid Response Team Has a Formal Sepsis Screening Practice (Yes/No)	61	56.0	30	69.8	31	47.0	0.019
SEPSIS TRAINING							
Hospital Offers Sepsis Training (Yes/No)	77	66.3	39	88.6	38	51.4	<0.001
Training Type							
Online	40	52.0	21	53.9	19	50.0	0.736
In-Person	53	68.8	29	74.4	24	63.2	0.289
Annual	41	53.3	22	56.4	19	50.0	0.573
Sepsis-Specific	58	75.3	31	79.5	27	71.1	0.391
Uniform Across Departments	42	54.6	25	64.1	17	44.7	0.088
Other	2	2.6	0	0.0	2	5.3	0.240
Trainings are Required							
Physician (MD/DO)	9	11.7	8	20.5	1	2.6	0.029
Physician Assistant	5	6.5	4	10.3	1	2.6	0.358
Pharmacist	2	2.6	2	5.1	0	0.0	0.494
Nurse Practitioner	8	10.4	6	15.4	2	5.3	0.263

Nurse	46	59.7	27	69.2	19	50.0	0.085
Quality/Safety Specialist	6	7.8	6	15.4	0	0.0	0.025
All Employees	9	11.7	3	7.7	6	15.8	0.310
Not Required	14	18.2	6	15.4	8	21.1	0.519
Emergency Department Staff	6	7.8	4	10.3	2	5.3	0.675
Other	11	14.3	9	23.1	2	5.3	0.026
Training Required at Time of Employment							0.014
Required for Some	24	31.2	15	38.5	9	23.7	
Required for All	24	31.2	16	41.0	8	21.1	
Not Required	27	35.1	8	20.5	19	50.0	
SEPSIS REGISTRY							
Hospital Maintains a List/Registry of Sepsis Patients for QI (Yes/No)	48	40.7	29	65.9	19	25.7	<0.001
List/Registry Used For							
Performance Evaluation	18	37.5	14	48.3	4	21.1	0.057
QI	47	97.9	28	96.6	19	100.0	0.413
Compliance Tracking	37	77.1	24	82.8	13	68.4	0.304
SEP-1 Reporting	25	52.1	23	79.3	2	10.5	<0.001
Education	26	54.2	20	69.0	6	31.6	0.011
Research	1	2.1	1	3.5	0	0.0	0.999
Not Used	0	0.0	0	0.0	0	0.0	-
Other Use	4	8.3	3	10.3	1	5.3	0.533
List Includes Patients <u>NOT</u> identified for SEP-1 Data Abstraction (Yes/No)	38	79.2	21	72.4	17	89.6	0.276
Eligibility for Sepsis List							
Sepsis Death	1	2.1	0	0.0	1	5.3	0.396
Failed SEP-1 or SEP-1 Component	1	2.1	0	0.0	1	5.3	0.396
Met Code Sepsis Criteria	2	4.2	2	6.9	0	0.0	0.512
All Sepsis Patients	32	66.7	19	65.5	13	68.4	0.835
Suspected Sepsis	15	31.3	7	24.1	8	42.1	0.232
Other	3	6.3	3	10.3	0	0.0	0.267
Entire Chart Abstracted for Quality Metrics (Yes/No)	32	66.7	16	55.2	16	84.2	0.037
Methods for Chart Abstraction							0.999
Electronic Capture (EMR)	2	6.3	1	6.3	1	6.3	
Manual Capture	30	93.8	15	93.8	15	93.8	

*One respondent declared two primary departments, so total is greater than sample size; **Sepsis-associated includes suspected sepsis cases

Table S2. Association of sepsis performance improvement practices with SEP-1 adherence.

Outcome:	Continuous SEP-1 Score (linear regression)			Bottom Quartile Performance (logistic regression)			Top Quartile Performance (logistic regression)		
SEPSIS performance improvement Practices	B	95%CI	p-value	OR	95%CI	p-value	OR	95%CI	p-value
Sepsis Committee	-0.54	-3.11 to 2.03	0.673	0.56	0.13 to 2.42	0.437	0.56	0.13 to 2.42	0.437
Sepsis Coordinator	-0.34	-2.69 to 2.02	0.774	0.69	0.17 to 2.73	0.593	1.14	0.28 to 4.67	0.858
Physician Sepsis Champion	-0.72	-3.14 to 1.69	0.548	0.88	0.21 to 3.64	0.854	0.52	0.13 to 2.12	0.362
Sepsis Case Review Process	0.05	-3.57 to 3.67	0.979	0.45	0.07 to 3.13	0.419	0.45	0.07 to 3.13	0.419
Code Sepsis Response Team	0.57	-2.17 to 3.30	0.678	0.27	0.03 to 2.39	0.238	0.70	0.12 to 3.90	0.679
Standardized Process for Sepsis Patient Identification	-1.72	-9.40 to 5.97	0.655	*			*		
Sepsis Training	-0.58	-4.20 to 3.03	0.746	*			*		
Sepsis Registry	1.19	-1.49 to 3.32	0.447	1.52	0.34 to 6.86	0.583	1.52	0.34 to 6.86	0.583

Continuous outcome: beta represents association with a 5-point increase in SEP-1 score (%adherence). *Unable to estimate – all top and bottom quartile hospitals have sepsis training and a standardized process for sepsis identification.

Table S3. Association of sepsis performance improvement practices with hospital sepsis mortality.

	Continuous O:E Mortality Ratio (linear regression – log transformed)			Bottom Quartile Performance (logistic regression)			Top Quartile Performance (logistic regression)		
SEPSIS performance improvement Practices	B	95%CI	p-value	OR	95%CI	p-value	OR	95%CI	p-value
Sepsis Committee	-0.11	-0.20 to -0.01	0.036	0.41	0.16 – 1.05	0.064	1.90	0.85 – 4.26	0.121
Sepsis Coordinator	-0.00	-0.10 – 0.10	0.964	1.14	0.49 – 2.65	0.755	1.50	0.67 – 3.34	0.321
Physician Sepsis Champion	-0.06	-0.16 – 0.04	0.216	0.72	0.30 – 1.69	0.444	1.19	0.53 – 2.64	0.677
Sepsis Case Review Process	-0.07	-0.18 – 0.04	0.227	0.52	0.21 – 1.29	0.158	1.37	0.52 – 3.59	0.523
Code Sepsis Response Team	-0.07	-0.21 – 0.08	0.356	0.43	0.09 – 2.05	0.291	1.79	0.58 – 5.48	0.310
Standardized Process for Sepsis Patient Identification	0.12	-0.06 – 0.30	0.199	*			1.45	0.29 – 7.38	0.651
Sepsis Training	0.03	-0.07 – 0.14	0.515	2.49	0.92 – 6.71	0.073	1.71	0.71 – 4.12	0.233
Sepsis Registry	-0.09	-0.19 – 0.00	0.059	0.37	0.14 – 0.96	0.041	2.03	0.90 – 4.54	0.087

Mortality O:E ratios are log-transformed. * Unable to estimate – all bottom quartile hospitals have a standardized process for sepsis identification.

Table S4. Sensitivity Analysis: Association of sepsis performance improvement practices with hospital sepsis mortality (O:E ratio is calculated to include sepsis patients transferred in to the hospital).

SEPSIS Performance Improvement Practices	Continuous O:E Mortality Ratio (linear regression – log transformed)			Bottom Quartile Performance (logistic regression)		
	B	95%CI	p-value	OR	95%CI	p-value
Sepsis Committee	-0.08	-0.18 – 0.02	0.130	0.41	0.16 – 1.05	0.064
Sepsis Coordinator	0.02	-0.08 – 0.12	0.625	1.37	0.59 – 3.18	0.459
Physician Sepsis Champion	-0.04	-0.14 – 0.06	0.385	0.59	0.25 – 1.41	0.234
Sepsis Case Review Process	-0.05	-0.17 – 0.06	0.387	0.52	0.21 - 1.29	0.158
Code Sepsis Response Team	-0.05	-0.20 – 0.10	0.525	0.43	0.09 – 2.05	0.291
Standardized Process for Sepsis Patient Identification	0.10	-0.09 – 0.29	0.287	*		
Sepsis Training	0.05	-0.05 – 0.16	0.298	3.26	1.14 – 9.34	0.028
Sepsis Registry	-0.10	-0.20 to -0.00	0.048	0.37	0.14 – 0.96	0.041

Mortality O:E ratios are log-transformed.

Appendix 1. Study survey questionnaire and script.

Facility ID:

Hospital Name:

Introduction:

Good (afternoon/morning), my name is Ty Bolte and I am a medical student calling on behalf of Dr. Ahmed at the University of Iowa Department of Emergency Medicine. Thank you for your time.

I'm working with Dr. Ahmed on a project to survey hospitals in (Florida OR Iowa) on current sepsis quality improvement practices. We hope that this project will help inform regional and state sepsis practices and determine which are most effective in improving SEP-1 scores and sepsis mortality.

We're looking for someone who understands the sepsis QI practices at your hospital and would be able to answer some questions regarding training and sepsis care. All the data you share will be kept strictly confidential and will not be linked to your hospital in any published reports – all findings will be reported in aggregate. The survey will take around 10 minutes, and your participation is extremely important in the success of this project.

Can you please help us?

Please note that these practices should be reflective of your policies and procedures prior to the COVID-19 pandemic.

Questions regarding quality improvement:

For this survey I'm going to ask you some questions about sepsis quality improvement and care at your institution.

1. Does your hospital have a sepsis committee? Tell me about the committee.
 - a. What is the role of the committee?
 - i. Review cases
 - ii. Provide sepsis care recommendations
 - iii. Improve QI measures like SEP-1 scores
 - iv. Decrease sepsis mortality
 - v. Other
 1. _____

b. Who is the chairperson of the committee?

- i. Clinician
- ii. Nurse
- iii. Hospital Administrator
- iv. Quality and Safety Specialist
- v. Other

1. _____

c. Tell me about the types of providers that are on the team? Are there any specific specialties represented?

- i. Physician (MD, DO)
- ii. Physician Assistant
- iii. Pharmacist
- iv. Nurse Practitioner
- v. Nurse
- vi. Quality and Safety Specialist
- vii. Hospital Administrator
- viii. Other

1. _____

- ix. Emergency Medicine
- x. Critical Care
- xi. Infectious Diseases
- xii. Hospital Epidemiology
- xiii. Pediatrics

d. What types of metrics does your committee track?

- i. Sepsis mortality
- ii. SEP-1
- iii. Other

1. _____

e. How often does the committee meet?

- i. Weekly
- ii. Twice a month

- iii. Monthly
- iv. Quarterly
- v. Twice a year
- vi. Yearly

2. Does your hospital have a sepsis coordinator?

- i. Yes
- ii. No
- a. Describe this person's job function.
 - i. Quality improvement
 - ii. Ensuring training and education requirements are met
 - iii. Conducting training/education
 - iv. Guideline implementation and review
 - v. Abstracting sepsis records for quality reporting
- b. Does this individual have other roles in your hospital?
 - i. Clinician
 - ii. Hospital Administrator
 - iii. Quality and Safety Specialist
- c. How much of this person's time is allocated to sepsis quality review? (quality improvement project, data review, etc.)
 - i. Less than a quarter
 - ii. A quarter to half
 - iii. Half to three-fourths
 - iv. Three-fourths to full-time
- d. What proportion of this person's time is spent providing direct staff education?
 - i. Less than a quarter
 - ii. A quarter to half
 - iii. Half to three-fourths
 - iv. Three-fourths to full-time
- e. Does this person coordinate or involved in other sepsis activities or committees outside of their position?
 - i. Yes

- ii. No
- f. Which department does this coordinator primarily work for?
 - i. Emergency Medicine
 - ii. Critical Care
 - iii. Infectious Diseases
 - iv. Hospital Epidemiology
 - v. Office of Chief Medical Officer
 - vi. Office of Quality and Safety
 - vii. Department of Nursing
 - viii. Department of Pharmacy
- g. What types of training does this person have?
 - i. Physician (MD, DO)
 - ii. Physician Assistant
 - iii. Pharmacist
 - iv. Nurse Practitioner
 - v. Nurse
 - vi. Quality and Safety Specialist
 - vii. Hospital Administrator
 - viii. Epidemiologist
 - ix. Other
 - 1. _____

3. Does your institution have a physician sepsis champion?

- i. Yes
- ii. No
- a. In what department?
 - i. Emergency Medicine
 - ii. Critical Care
 - iii. Infectious Diseases
 - iv. Hospital Epidemiology

b. Does that person have a formal role other than sepsis champion?

- i. No- they do full time sepsis quality activity
- ii. Clinician
- iii. Hospital Administrator
- iv. Quality and Safety Specialist
- v. Infection Control

c. What kind of work does he/she do as sepsis champion?

- i. Clinical
- ii. Administration
- iii. Training
- iv. Quality

d. Does your hospital pay him/her to do that work?

- i. Yes
- ii. No

4. Does your hospital have a sepsis case-review process? Tell me more about this process.

a. When and how are these case reviews completed?

- i. Weekly
- ii. Twice a month
- iii. Monthly
- iv. Quarterly
- v. Twice a year
- vi. Yearly

b. Which sepsis patients qualify for case review?

- i. From all sepsis-associated admissions to the hospital
- ii. From all sepsis-associated admissions to the ICU
- iii. From all sepsis patients identified in the emergency department
- iv. From all patients for whom a "sepsis alert" or "code sepsis" is activated
- v. From all patients who die of sepsis
- vi. From patients for who the SEP-1 bundle is not completed

- vii. From patients who are transferred to your hospital with sepsis
 - viii. From patients who are readmitted after a sepsis-related discharge
 - ix. Other
 - c. Who sees the results of case reviews?
 - i. Hospital Administration
 - ii. Clinicians
 - iii. Quality and Safety Specialists
 - d. Do you monitor performance for specific components of the Sepsis bundle?
 - i. Yes
 - ii. No
 - e. Are results reported back to providers involved in that patient's care? (physicians, nurses, etc.)
 - i. Yes
 - ii. No
 - iii. Sometimes
 - f. Are these data used to develop a plan for improvement in sepsis care?
 - i. Yes
 - ii. No
 - iii. Sometimes
 - g. Are these data used to re-evaluate performance using outcome-based measures?
 - i. Yes
 - ii. No
 - iii. Sometimes

5. Tell me about how you use SEP-1 data in your organization?

- a. Is SEP-1 compliance reported back to individual departments?
 - i. Yes
 - ii. No
 - iii. Sometimes
- b. Is it reported back to providers involved in that patient's care?

- i. Yes
 - ii. No
 - iii. Sometimes
- c. How is SEP-1 data used by nursing units?
 - i. Used for quality improvement
 - ii. Used for performance evaluation
 - iii. Not used
- d. Are SEP-1 results reported in hospital leadership meetings? How are those data used?
 - i. Used for performance evaluation
 - ii. Used for quality improvement
 - iii. Used for compliance tracking
 - iv. Used for other purpose
 - v. Not reported

Hospital Characteristics

6. Does your hospital have a Code Sepsis response team? Tell me about this team. *(If "No", go to Question 7)*

- a. What criteria activates this team?
 - i. Vital signs
 - ii. Clinician concern
 - iii. Specific diagnosis
 - iv. SIRS criteria
 - v. Other
 - 1. _____
- b. Who responds with the team?
 - i. Physician (MD, DO)
 - ii. Physician Assistant
 - iii. Pharmacist
 - iv. Nurse Practitioner
 - v. Nurse
 - vi. Quality and Safety Specialist

- vii. Other
 - 1. _____
- c. Is this the same team as your Rapid Response Team (RRT)?
 - i. Yes
 - ii. No
- d. What units use the code sepsis team?
 - i. Hospital-wide
 - ii. Intensive Care Units
 - iii. Emergency Department
 - iv. Clinics
- e. Is the team staffed 24/7, every day?
 - i. Yes
 - ii. No
 - iii. Sometimes

Process for identification of septic patients:

- 7. Does your hospital have a standardized process for the identification of septic patients? Tell me about this process?
 - a. Does your electronic medical record flag cases of possible sepsis?
 - i. Yes
 - ii. No
 - b. If so, where is it used
 - i. Hospital-wide
 - ii. Intensive Care Units
 - iii. Emergency Department
 - iv. Clinics
 - c. What happens when the trigger identifies a patient?
 - i. Activates a response team
 - ii. Alerts provider
 - iii. Activates a nursing protocol (IV, monitor, labs, fluids, etc.)
 - iv. Flagged for case review

- v. Nothing
- d. Do nurses have a protocol to initiate therapy based on certain sepsis triggers without a physician order? If so, for what treatments?
 - i. IV
 - ii. Monitor
 - iii. Labs
 - iv. Fluids
 - v. Lactate
 - vi. Blood cultures
 - vii. No
- e. Are there non-EMR based screening practices?
 - i. Paper checklist
 - ii. Nursing screen
 - iii. Other
 - 1. _____
 - iv. No
- f. Where are the non-EMR based screening practices used?
 - i. Hospital-wide
 - ii. Intensive Care Units
 - iii. Emergency Department
 - iv. Clinics
- g. Does the Rapid Response Team have a formal sepsis screening practice?
 - i. Yes
 - ii. No

General

8. Does your hospital offer sepsis training? Tell me about these trainings.
- i. Online
 - ii. In-person
 - iii. Annual

- iv. Sepsis specific
- v. Uniform across departments
- vi. No trainings.
- a. Are any of these trainings required for clinicians/nursing staff?
 - i. Required for Physicians (MD, DO)
 - ii. Required for Physician Assistants
 - iii. Required for Pharmacists
 - iv. Required for Nurse Practitioners
 - v. Required for Nurses
 - vi. Required for Quality and Safety Specialists
 - vii. Required for all employees
 - viii. Not required
- b. Required at the time of employment?
 - i. Required for some
 - ii. Required for all
 - iii. Not required

9. Does your hospital maintain a list/registry of sepsis patients for QI?

- i. Yes
- ii. No
- a. What do you use the list for?
 - i. Used for performance evaluation
 - ii. Used for quality improvement
 - iii. Used for compliance tracking
 - iv. Used for SEP-1 reporting
 - v. Used for education
 - vi. Used for research
 - vii. Not used
- b. Does that list include patients NOT identified for SEP-1 data abstraction?
 - i. Yes

- ii. No
- c. How does a patient get added to the sepsis registry?
 - i. Patients with Sepsis mortality
 - ii. Patients who failed SEP-1 measure/Patients who failed a component of SEP-1
 - iii. Patients who met criteria for a Code Sepsis
 - iv. All patients who were diagnosed with sepsis
- d. If a patient is on the list, is the entire chart abstracted for quality metrics?
 - i. Yes
 - ii. No
- e. If yes, how are these data obtained?
 - i. Electronically captured in the EMR (automatic process)
 - ii. Through manual chart review

10. What do you think is the biggest barrier to sepsis care at your hospital?

- i. Free text question, write responses

1. _____

11. What do you think is the best part about sepsis care sepsis at your hospital?

- i. Free text question, write responses

1. _____

Thank you for your time. Many participants are interested in our findings, so we are also collecting e-mail addresses so that we can share results and reports with you at the end of our project. Would you like to provide your email so that I can provide you with a summary of our findings once our project is concluded?

Appendix 2. Survey definitions.

Sepsis Committee: a formalized group that meets routinely with the goal to discuss sepsis care. The committee can have many functions, including; completing sepsis case reviews, providing sepsis care recommendations, improving compliance on CMS measures, decreasing sepsis mortality, etc.

Sepsis committee chairperson: This person is generally the “leader” of the committee or someone in a leadership role who facilitates the sepsis committee meetings and may have additional responsibilities related to that role. The official title may not be “sepsis committee chairperson” but fills a similar role.

Sepsis Coordinator: A sepsis coordinator is someone who is responsible for various job functions related to sepsis, generally for the whole hospital. This person may lead or coordinate many sepsis initiatives and may have other job functions as well. The official title may not be “sepsis coordinator” but fills a similar role.

Sepsis champion: This person is a staff member who has taken an additional role involving sepsis care or QI, generally in addition to their primary role and most likely just for their department/team. Official title may not be “Sepsis champion” but fills a similar role.

Sepsis case review process: a formal process in which sepsis cases are reviewed. This may be separate than the Sepsis committee, or it may be a part of it. It also may include SEP-1 patients, or these patients may be in a separate review.

Sepsis bundle: the criteria for the care that patients with sepsis must receive to be compliant in the CMS SEP-1 measure. Some hospitals track may track specific elements that are commonly missed.

Code Sepsis response team: a specialized team that can be activated to care for a sepsis patient. May have specialized training or activation criteria.

Code Sepsis: a standardized process that is used to alert providers or activate a sepsis response team. Criteria used to activate the code is variable.

EMR sepsis flag: an electronic flag that is generated in response to specific criteria that will alert providers to a case of possible sepsis.

Sepsis Registry: a list of patients, generally who had or were suspected to have sepsis, that hospitals may keep for various reasons including QI, performance evaluation, quality reporting, etc. This list may include patients who do not qualify for SEP-1 abstraction.