medRxiv preprint doi: https://doi.org/10.1101/2021.04.14.21255448; this version posted April 20, 2021. The copyright holder for this preprint (which was not certified by peer review) is the author/funder, who has granted medRxiv a license to display the preprint in perpetuity. It is made available under a CC-BY 4.0 International license .

Gender Differences in Health Protective Behaviors During the COVID-19 Pandemic in Taiwan: An Empirical Study

Authors:

Jasmine Tan[1,2], Yilin Yoshida[3,4], Kevin Sheng-Kai Ma, DDS, MSc[5,6], Franck Mauvais-Jarvis, MD, PhD[3,4,7]

[1]School of Medicine, National Taiwan University, Taipei, Taiwan

[2]Department of Sociology, National Taiwan University, Taipei, Taiwan

[3]Department of Medicine, Section of Endocrinology, Tulane University School of Medicine, New Orleans, LA, USA.

[4]Tulane Center of Excellence in Sex-Based Biology & Medicine, New Orleans, LA, USA

[5]Department of Life Science, National Taiwan University, Taipei, Taiwan

[6]Center for Global Health, Perelman School of Medicine, University of Pennsylvania, Philadelphia, PA, USA.

[7]Southeast Louisiana VA Medical Center, New Orleans, LA, USA

Correspondence to:

Jasmine Tan

Email: jmine.tan64@gmail.com

TEL: +886970647072

National Taiwan University Hospital

No.1, Xu-Zhou Rd. 2-2, Zhongzheng Dist., Taipei City 100, Taiwan.

Authors' contributions

All investigators contributed to the design or execution of the study, and approved the final version. JT designed the study, drafted the analytical plan, performed the statistical analysis, drafted the manuscript, interpreted the data, and critically revised the manuscript. KS-KM, YY and FMJ reviewed the manuscript and provided insights in the contents. All authors read and approved the final manuscript.

Competing interests: None declared. All authors have completed the ICMJE uniform disclosure form at http://www.icmje.org/coi_disclosure.pdf and declare: no support from any

NOTE: This preprint reports new research that has not been certified by peer review and should not be used to guide clinical practice.

medRxiv preprint doi: https://doi.org/10.1101/2021.04.14.21255448; this version posted April 20, 2021. The copyright holder for this preprint **(which was not certified by peer review)** is the author/funder, who has granted medRxiv a license to display the preprint in perpetuity. It is made available under a CC-BY 4.0 International license .

organization for the submitted work; no financial relationships with any organizations that might have an interest in the submitted work in the previous three years, no other relationships or activities that could appear to have influenced the submitted work

medRxiv preprint doi: https://doi.org/10.1101/2021.04.14.21255448; this version posted April 20, 2021. The copyright holder for this preprint (which was not certified by peer review) is the author/funder, who has granted medRxiv a license to display the preprint in perpetuity. It is made available under a CC-BY 4.0 International license .

Abstract

Introduction

Severe acute respiratory syndrome coronavirus 2 (SARS-CoV-2) infection produces more severe symptoms and a higher mortality in men than in women. The role of biological sex in the immune response to SARS-CoV-2 is believed to explain this sex disparity. However, the contribution of gender factors that influence health protective behaviors and therefore health outcomes, remains poorly explored.

Methods

We assessed the contributions of gender in attitudes towards the COVID-19 pandemic, using a hypothetical influenza pandemic data from the 2014 Taiwan Social Change Survey. Participants were selected through a stratified, three-stage probability proportional-to-size sampling from across the nation, to fill in questionnaires that asked about their perception of the hypothetical pandemic, and intention to adopt health protective behaviors.

Results

A total of 1,990 participants (median age 45.92 years, 49% women) were included. Significant gender disparities (p<0.001) were observed. The risk perception of pandemic (OR=1.28, 95% CI=1.21-1.35, p<0.001), older age (1.06, 95%=1.05-1.07, p<0.001), female gender (OR = 1.18, 95% CI = 1.09□1.27, p<0.001), higher education (OR=1.10, 95% CI=1.06-1.13, p<0.001), and larger family size (OR=1.09, 95% CI=1.06-1.15, p<0.001) were positively associated with health protective behaviors. The risk perception of pandemic (OR=1.25, 95% CI=1.15-1.36), higher education (OR=1.07, 95% CI=1.02-1.13, p<0.05), being married (OR=1.17, 95% CI=1.01-1.36, p<0.05), and larger family size (OR=1.33, 95% CI=1.25-1.42, p<0.001), were positively associated with intention to receive a vaccine. However, female gender was negatively associated with intention to receive a vaccine (OR=0.85, 95% CI=0.75-0.90, p<0.01) and to comply with contact-tracing (OR=0.95, 95% CI=0.90-1.00, p<0.05) compared to men. Living with children was also negatively associated with intention to receive vaccines (OR=0.77, 95% CI=0.66-0.90, p<0.001).

Conclusion

This study unveils gender differences in risk perception, health protective behaviors, vaccine hesitancy, and compliance with contact-tracing using a hypothetical viral pandemic.

medRxiv preprint doi: https://doi.org/10.1101/2021.04.14.21255448; this version posted April 20, 2021. The copyright holder for this preprint (which was not certified by peer review) is the author/funder, who has granted medRxiv a license to display the preprint in perpetuity. It is made available under a CC-BY 4.0 International license .

Gender-specific health education raising awareness of health protective behaviors may be beneficial to prevent future pandemics.

medRxiv preprint doi: https://doi.org/10.1101/2021.04.14.21255448; this version posted April 20, 2021. The copyright holder for this preprint (which was not certified by peer review) is the author/funder, who has granted medRxiv a license to display the preprint in perpetuity. It is made available under a CC-BY 4.0 International license .

Introduction

Severe acute respiratory syndrome coronavirus 2 (SARS-CoV-2) has caused a global pandemic of coronavirus disease 2019 (COVID-19). Studies across multiple countries have indicated that men present with more severe disease and mortality than women.[1] As of December, 2020, men accounted for 58 percent of total deaths from COVID-19 globally.[2] To explain this sex disparity, the role of sex differences in expression of angiotensin-converting enzyme-2 receptor (the entry receptor for SARS-CoV-2), and in immune responses have been proposed.[3] This sex disparity could also be driven in some parts of the world by social and behavioral determinants, such as higher tendency to tobacco and alcohol use in men compared to women[4], and differences between men and women in perception and respond to all sorts of risks.[5]

There is a paucity of studies incorporating gender constructs in public health. Sex is characterized by genetics, biological, and physiological traits; while gender, according to the Global Health 50/50 definition, refers to socially constructed norms that impose and determine roles, relationships, and positional power in society.[6] In particular, the gender role theory proposes that individuals undergo gender socialization, during which role expectations are produced by agents of socialization, such as family, work environment, and cultural environment. For example, women's greater sensitivity to and lower tolerance to risk may be culturally constructed, and as a consequence a preexisting gender disparity in health-related behaviors could be amplified during a pandemic.

Studies have suggested that sex- and gender are interacting to produce disparities in COVID-19 vulnerability. The initial public health response to COVID-19 involved the promotion of health-protective behaviors, such as home quarantine or mask-wearing.[7] A previous meta-analysis studying the response to respiratory virus epidemics and pandemics reported that women were 50% more likely than men to practice protecting behaviors, such as mask-wearing[8]. In the early stage of the COVID-19 pandemic, a Japanese study reported that women more frequently practiced social distancing, while men were less likely to adopt preventive strategies[9]. Further, evidence indicates that men exhibit a lower influenza risk perception in the working environment and in clinics than women[10]. Overall, women exhibiting greater health-protective behaviors towards viral infections than men may be attributed to their comparatively higher health-related risk perception, for women more frequently serve as care providers in a family.[11] In Taiwan, the

medRxiv preprint doi: https://doi.org/10.1101/2021.04.14.21255448; this version posted April 20, 2021. The copyright holder for this preprint (which was not certified by peer review) is the author/funder, who has granted medRxiv a license to display the preprint in perpetuity. It is made available under a CC-BY 4.0 International license .

perception and behavioral responses to contagious diseases, such as COVID-19, including mask wearing, implementing social distancing, contact-tracing and vaccination, have played a vital role in the successful reduction in disease transmission.[12]

The purpose of this study was to evaluate the impact of gender on health-related risk perception and health protective behaviors against a hypothetical influenza pandemic, by analyzing the data from a large-scale nationwide survey. The aims were twofold, i.e., to investigate the characteristics of risk perception and behavioral responses to infectious diseases, and to examine effects of gender and caring responsibility on health protective behaviors.

Methods

Participants and Data Collection Procedures

The data used in this study were obtained from the 2014 Taiwan Social Change Survey (TSCS),[19] a large-scale longitudinal study that tracks the long-term trends of political, economic, social, and cultural changes through national representative survey data collected jointly by the Institute of Sociology and the Centre for Survey Research of Academia Sinica. Respondent was randomly selected by methods of clustering and systematic sampling. Specifically, the 358 townships and cities were separated into seven clusters. The number of target respondents was estimated according to the size of populations in the townships and cities as the primary sampling unit and then in villages and down to individuals. Sampling was weighted by sex, age, urban setting, and education to match the characteristics of the general population of Taiwan.[13] Responses were recorded in face-to-face interviews by trained interviewers. Follow-up interviews were done by telephone with a random sample of participants to assess validity of the data. One principal investigator trained all interviewers on the health section.

Assessment of Risk Perception and Health Protective Behaviors

Questionnaire was developed based on existing questionnaire used in studies on risk perception and precautionary behaviors of the general public during outbreaks of SARS and Avian Influenza. [14,15] The questionnaire was based on an integrated model to explain health behaviors, including constructs from the Protection Motivation Theory[16] and the Health Belief Model.[17] Risk perception is specified as a combination of perceived severity (a person's belief on how serious contracting the illness would be for him/her) and perceived

medRxiv preprint doi: https://doi.org/10.1101/2021.04.14.21255448; this version posted April 20, 2021. The copyright holder for this preprint (which was not certified by peer review) is the author/funder, who has granted medRxiv a license to display the preprint in perpetuity. It is made available under a CC-BY 4.0 International license .

vulnerability (a person's perception of the chance that he/she will contract the disease). The Protection Motivation Theory includes another two key constructs, namely response efficacy (a person's belief in the effectiveness of the preventive measure) and self-efficacy (a person's level of confidence in his/her ability to perform the preventive measure). Therefore, participants were asked about preventive measures against the new influenza to measure their health protective behaviors.

All items of the questionnaire (Table 1) were rated on a 5-point Likert scale, ranging from 1 (definitely no) to 5 (definitely yes). The total sample size was 2,005, with a response rate of 53%. This study included 1,990 respondents, with no missing data for any of the study variables. Written informed consent was obtained from each respondent. The ethics committees/institutional review boards of the Academia Sinica, Taiwan approved this study and the consent procedure.

Statistical Analysis

To compare participants' characteristics by gender, we used chi-square test (Fisher's exact test when appropriate) for categorical variables and two tailed t test for continuous variables. The preliminary internal structure of questionnaire was explored by using exploratory factor analysis (EFA), a statistical technique to detect common factors of multiple items.[18]Bartlett's test of sphericity and the Kaiser-Meyer-Olkin measure of sampling adequacy were used to examine whether the correlations of nine items were suitable for exploratory factor analysis. EFA with oblimax rotation was executed, and numbers of factors were decided according to eigenvalues (>1) and Cattell's scree test.[18]

Variables were then grouped into different dimensions according to the factors found through analysis. Each dimension was treated as a dependent variable for multivariate analysis to examine the difference between men and women. Different adjusted models of socioeconomic demographic factors were derived to examine the interaction effect between these dimensions and health behaviors (i.e., marital status, living condition such as living with parents or/and children, self-related health condition including status of happiness, satisfaction of life, physical health, and education level). Gender stratified analysis was also performed separately. All model-based results are presented with 95% confidence intervals.

Results

medRxiv preprint doi: https://doi.org/10.1101/2021.04.14.21255448; this version posted April 20, 2021. The copyright holder for this preprint (which was not certified by peer review) is the author/funder, who has granted medRxiv a license to display the preprint in perpetuity. It is made available under a CC-BY 4.0 International license .

The demographic characteristics of the participants are presented in Table 2. There were 1990 adults aged between 18 and 85 years included in the study. Mean age of the cohort was 45.92 years. The proportion of men and women was equally distributed (50.95% vs 49.05%). More than half the respondents were married or cohabiting (60.90%), with 30.8% aged 20–39 years. Nearly half the respondents were college graduates (45.5%). Socioeconomic characteristics such as marital status, education level, income, self-rated health status and happiness, were significantly different between men and women ($p<0.001$). More women remained widowed (Mean (SD) =102 (10.5)) than men (Mean (SD) = 16 (1.6)). Men had higher income (27.22% earned more than NT$50000) than women (12.5% earned more than NT$50000). Men also had higher educational attainment than women, with 35.2% versus 29.3% holding university degrees. 2.1% of men and 8.1% of women had no formal schooling. Women reported higher happiness (Mean (SD)=2.87 (0.90)) but poorer physical health status (Mean (SD)=1.99 (0.95)) than men (Mean (SD)=2.68 (1.01) and 2.23 (0.90) respectively).

Mean score and correlations of each item was presented in Supplementary Table 1. Taiwanese generally showed high intention to adopt preventive measures (mean score >4 in mask wearing, hand wash, and avoidance of public places). The correlations of eight items about risk perception of respondents indicated suitability for EFA (χ^2 = 2168.56, df = 45, $p < 0.001$; coefficient of Kaiser-Meyer-Olkin = 0.2521114) (Supplementary Table 1). The EFA of the 9-item questionnaire identified three factors that explained 84.81% of the variance in the data. The rotated factor loadings of structure matrix determined the factor that had the most influence on each variable (Table 3). For example, wearing a face mask (0.78), washing hands (0.75), avoidance of public places (0.73), and sanitization (0.63) showed large positive loadings on factor 1, so we confirmed that this factor described “health protective behavior”. The cut-off value was 0.30.

A four-factor model was chosen as the best analytical dimension based on the factor loadings. The first factor was labeled as “health protective behavior”, which entailed the extent of wearing face masks, washing hands, avoidance of public places, and sanitization. The second factor was labeled as “compliance to contact-tracing”, which incorporated the intention to be quarantined and reveal information to others. The third factor was labelled as “health-related risk perception”, which incorporated perceived susceptibility and perceived severity. Intent to receive vaccination was considered a single factor for further survey.

medRxiv preprint doi: https://doi.org/10.1101/2021.04.14.21255448; this version posted April 20, 2021. The copyright holder for this preprint (which was not certified by peer review) is the author/funder, who has granted medRxiv a license to display the preprint in perpetuity. It is made available under a CC-BY 4.0 International license .

Figure 1 lists results of the adjusted logistic regression models for factors associated with risk perception, health protective behaviors, intention to receive vaccination, and compliance to contact-tracing, respectively.

Risk perception. Overall, female gender was associated with higher odds of risk perception (OR=1.06, 95% CI=1.00-1.12, p<0.05) compared to male gender. Interestingly, self-rated health (OR=1.06, 95% CI=1.00-1.12, p<0.05) and self-rated happiness (OR=0.96, 95% CI=0.93-0.99, p<0.05) were associated with decreased odds of risk perception (Fig.1A). When stratified by gender, only self-rated health was independently associated with decreased odds of risk perception in both women and men (Fig.1A).

Health protective behaviors. Women (OR = 1.18, 95% CI = 1.09□1.27, p<0.001), respondents with higher risk perception (OR=1.28, 95% CI=1.21-1.35, p<0.001), older respondents (1.06, 95%=1.04-1.07, p<0.001), respondents with higher education level (OR=1.10, 95% CI=1.06-1.13, p<0.001), and those who lived with household members (OR=1.09, 95% CI=1.05-1.13, p<0.001) were more likely to engage in health protective behaviors (Fig.1B). When data was stratified by gender, age and education level were still independent predictors of health protective behavior in both genders (Fig.1B). However, number of household members was an independent predictor of health protective behavior among men only (OR=1.12, 95% CI=1.06-1.18, p<0.0001) (Fig.1B).

Intention to receive vaccination. Respondents who exhibited high risk perception (OR=1.27, 95% CI=1.16-1.39, p<0.001), respondents with higher education (OR=1.07, 95% CI=1.02-1.13, p<0.05), married respondents (OR=1.17, 95% CI=1.01-1.36, p<0.05) and respondents with household members (OR=1.33, 95% CI=1.25-1.42, p<0.001) were more likely to exhibit intention to receive vaccination (Fig.1C). Surprisingly, female gender was associated with a decreased intention to receive vaccination (OR=0.83, 95% CI=0.74-0.93, p<0.01) compared to male gender. Similarly, living with children was associated with a decreased intention to receive vaccination (OR=0.77, 95% CI=0.66-0.90, p<0.001) (Fig.1C). Similar results were observed when data was stratified by gender (Fig.1C).

Compliance with contact-tracing. Female gender was associated with decreased odds of compliance with contact-tracing compared to male gender (OR=0.95, 95% CI=0.90-1.00, p<0.05) (Fig.1D). Older respondents (OR=1.02, 95% CI=1.01-1.03, p<0.001), respondents who lived household members (OR=1.03, 95% CI=1.01-1.07, p<0.05), and respondents

medRxiv preprint doi: https://doi.org/10.1101/2021.04.14.21255448; this version posted April 20, 2021. The copyright holder for this preprint (which was not certified by peer review) is the author/funder, who has granted medRxiv a license to display the preprint in perpetuity. It is made available under a CC-BY 4.0 International license .

exhibiting higher self-rated happiness (OR=1.03, 95% CI=1.00-1.06, p<0.05) expressed higher compliance to contact-tracing compared to their counterparts (Fig.1D). When data was stratified by gender, risk perception (OR=1.15, 95% CI=1.09-1.22, p<0.001) and self-rated happiness (OR=1.07, 95% CI=0.99-1.11, p<0.001) remained as independent predictors of compliance with contact-tracing in women but not in men (Fig.1D). The association between existence of household members and compliance to contact-tracing remained significant in men only (OR=1.04, 95% CI=1.00-1.08, p<0.05).

Discussion

This study highlights gender disparities in demographic characteristics, health status, as well as adherence to risk perception, and health protective behaviors in a national sample from Taiwan.

The first finding, is that women exhibited a higher perception the of pandemic risk than men. Women were also more likely to adopt health protective behaviors, such as wearing face masks, washing hands, avoiding public places, and practicing sanitization compared to men. Our results are consistent with previous studies reporting that gender influences health behaviors, with women exhibiting higher tendency to adopt new health protective behaviors.[19,20] Studies from Hong Kong reported that women declared a higher frequency of face mask wearing than men in compulsory situations, such as visiting clinics during flu

medRxiv preprint doi: https://doi.org/10.1101/2021.04.14.21255448; this version posted April 20, 2021. The copyright holder for this preprint (which was not certified by peer review) is the author/funder, who has granted medRxiv a license to display the preprint in perpetuity. It is made available under a CC-BY 4.0 International license .

seasons, and when presenting respiratory symptoms.[21,22] Published reports during the COVID-19 pandemic also found that age, income, education, and especially gender affect mask-wearing behavior. [23,24,25] Women wore masks more often than men,[24] probably because masks were perceived as a sign of weakness among some men, as suggested by previous work in the United States.[26] Our findings indicate that women displayed higher level of risk perception and knowledge of preventive measures than men.[25] Women may be more likely to protect themselves and others by wearing a mask because they handle the majority of caregiving within families[27], or because of awareness of the preexisting gender inequalities in access to health care that have been further amplified due to the pandemic.[28]

The second finding is that, surprisingly, despite being more likely to adopt health protective behaviors, women, and individual living with children (who were equally distributed across genders) exhibited increased hesitancy to receive vaccination. This observation is consistent with the previous observation that women are more likely to exhibit COVID-19 vaccine hesitancy compared to men.[29,30] One possible explanation is that women in our study had lower household income than men. Thus, the vaccine acceptability may be lower among these women, if they had perceived the vaccination as an additional expense.[31,32] Further, women reported lower intention to disclose contact-tracing and to practice home quarantine than men . This may be explained by women's fear of being discriminated towards infectious disease, which could prevent them from seeking help and medical care. [33]

In subgroup analysis, we observed that living with household members was a predictor of health protective behaviors in men only. However, the positive relationship between living with household members and intention to receive vaccination was observed in both men and women. Respondents bearing family caring responsibilities may explicitly link their fears of the pandemic and their obligations to their household members, and in turn show greater adherence to health protective behaviors.[11]

Our findings may contribute to public health strategies in several ways. First, our research highlights characteristics that may predict compliance to health preventive measures, allowing risk communications to be targeted. In men, interventions should focus on increasing mask-wearing behavior and the importance of adopting nonpharmaceutical preventive measures to protect family members.[34] In women, individual with children,

medRxiv preprint doi: https://doi.org/10.1101/2021.04.14.21255448; this version posted April 20, 2021. The copyright holder for this preprint (which was not certified by peer review) is the author/funder, who has granted medRxiv a license to display the preprint in perpetuity. It is made available under a CC-BY 4.0 International license .

individuals with lower education level, and individuals who are single or living alone, strategies should focus on decreasing vaccine hesitancy. Finally, women, the elderly, and those living alone, should benefit from education on the importance of contact-tracing and home quarantine that have proven efficient in controlling COVID-19 transmission.[35]

The findings of this study should be considered in the context of certain limitations. First, the study population only included participants from Taiwan, and the findings may not be generalizable to other populations. However, the three stage random sampling procedures, face-to-face interviews and validation of TSCS provided a valuable insight into the whole population residing in Taiwan.[36] Second, the measurement of household members relied on participants' characteristics and the questionnaire did not measure the relationship between gender and family, such as by asking men and women separately about whether they felt worried about the effect of pandemic on their household members.

Conclusion

Our study reveals gender differences in health protective behaviors and vaccine hesitancy. An appreciation of how socio-economic background and gender are influencing health protective behavior could have important implications for public health management and mitigation strategies for future viral pandemics.

Acknowledgement

We thank Da-Wun Sie for comments and suggestions on our study design and statistical analysis.

Funding

The authors received no specific funding for this work. FMJ was supported by National Institutes of Health Awards DK074970, DK107444, a Department of Veterans Affairs Merit Review Award BX003725, and the Tulane Center of Excellence in Sex-Based Biology & Medicine. YY is supported by a grant (NIH K12HD043451) from the Eunice Kennedy Shriver National Institute of Child Health & Human Development of the Building Interdisciplinary Research Careers in Women's Health (BIRCWH) Scholar. The content is solely the responsibility of the author and does not necessarily represent the official views of the Eunice Kennedy Shriver National Institute of Child Health & Human Development or the National Institutes of Health.

medRxiv preprint doi: https://doi.org/10.1101/2021.04.14.21255448; this version posted April 20, 2021. The copyright holder for this preprint (which was not certified by peer review) is the author/funder, who has granted medRxiv a license to display the preprint in perpetuity. It is made available under a CC-BY 4.0 International license .

Disclosure

These authors declare no conflict of interest.

Reference

1. Gebhard C, Regitz-Zagrosek V, Neuhauser HK, Morgan R, Klein SL. Impact of sex and gender on COVID-19 outcomes in Europe. *Biol Sex Differ*. 2020;11. doi:10.1186/s13293-020-00304-9

2. The Sex, Gender and COVID-19 Project | Global Health 50/50. https://globalhealth5050.org/the-sex-gender-and-covid-19-project/. Published 2020. Accessed December 9, 2020.

3. Sex difference in coronavirus disease (COVID-19): a systematic review and meta-analysis | BMJ Open. https://bmjopen.bmj.com/content/10/10/e040129.abstract. Accessed March 22, 2021.

4. Shim E, Tariq A, Choi W, Lee Y, Chowell G. Transmission potential and severity of COVID-19 in South Korea. *International Journal of Infectious Diseases*. 2020;93:339-344. doi:10.1016/j.ijid.2020.03.031

5. Gustafson PE. Gender differences in risk perception: theoretical and methodological perspectives. *Risk Anal*. 1998;18(6):805-811. doi:10.1023/b:rian.0000005926.03250.c0

6. Mauvais-Jarvis F, Bairey Merz N, Barnes PJ, et al. Sex and gender: modifiers of health, disease, and medicine. *The Lancet*. 2020;396(10250):565-582. doi:10.1016/S0140-6736(20)31561-0

7. Respiratory virus shedding in exhaled breath and efficacy of face masks | Nature Medicine. https://www.nature.com/articles/s41591-020-0843-2. Accessed January 18, 2021.

8. Moran KR, Valle SYD. A Meta-Analysis of the Association between Gender and Protective Behaviors in Response to Respiratory Epidemics and Pandemics. *PLOS ONE*. 2016;11(10):e0164541. doi:10.1371/journal.pone.0164541

medRxiv preprint doi: https://doi.org/10.1101/2021.04.14.21255448; this version posted April 20, 2021. The copyright holder for this preprint (which was not certified by peer review) is the author/funder, who has granted medRxiv a license to display the preprint in perpetuity. It is made available under a CC-BY 4.0 International license .

9. Muto K, Yamamoto I, Nagasu M, Tanaka M, Wada K. Japanese citizens' behavioral changes and preparedness against COVID-19: An online survey during the early phase of the pandemic. *PLOS ONE*. 2020;15(6):e0234292. doi:10.1371/journal.pone.0234292

10. Hotle S, Murray-Tuite P, Singh K. Influenza risk perception and travel-related health protection behavior in the US: Insights for the aftermath of the COVID-19 outbreak. *Transportation Research Interdisciplinary Perspectives*. 2020;5:100127. doi:10.1016/j.trip.2020.100127

11. Davidson DJ, Freudenburg WR. Gender and Environmental Risk Concerns: A Review and Analysis of Available Research. *Environment and Behavior*. July 2016. doi:10.1177/0013916596283003

12. Response to COVID-19 in Taiwan: Big Data Analytics, New Technology, and Proactive Testing | Global Health | JAMA | JAMA Network. https://jamanetwork.com/journals/jama/fullarticle/2762689. Accessed March 23, 2021.

13. Yang-chih Fu ,Ying-Hwa Chang, Su-Hao Tu, Pei-shan Liao. Taiwan Social Change Survey (Round 6, Year 4): Risk Society (C00224_1) [Data file]. 2014. doi:10.6141/TW-SRDA-C00224_1-1.

14. Brug J, Aro AR, Oenema A, de Zwart O, Richardus JH, Bishop GD. SARS risk perception, knowledge, precautions, and information sources, the Netherlands. *Emerg Infect Dis*. 2004;10(8):1486-1489. doi:10.3201/eid1008.040283

15. de Zwart O, Veldhuijzen IK, Elam G, et al. Avian influenza risk perception, Europe and Asia. *Emerg Infect Dis*. 2007;13(2):290-293. doi:10.3201/eid1302.060303

16. Mark C, Paul N. *Predicting Health Behaviour*. McGraw-Hill Education (UK); 2005.

17. Champion VL, Skinner CS. The health belief model. In: *Health Behavior and Health Education: Theory, Research, and Practice, 4th Ed*. San Francisco, CA, US: Jossey-Bass; 2008:45-65.

18. Current Methodological Considerations in Exploratory and Confirmatory Factor Analysis - Thomas A. Schmitt, 2011.

medRxiv preprint doi: https://doi.org/10.1101/2021.04.14.21255448; this version posted April 20, 2021. The copyright holder for this preprint (which was not certified by peer review) is the author/funder, who has granted medRxiv a license to display the preprint in perpetuity. It is made available under a CC-BY 4.0 International license .

https://journals.sagepub.com/doi/abs/10.1177/0734282911406653. Accessed March 20, 2021.

19. Suen LKP, So ZYY, Yeung SKW, Lo KYK, Lam SC. Epidemiological investigation on hand hygiene knowledge and behaviour: a cross-sectional study on gender disparity. *BMC Public Health*. 2019;19(1):401. doi:10.1186/s12889-019-6705-5

20. Bish A, Michie S. Demographic and attitudinal determinants of protective behaviours during a pandemic: A review. *British Journal of Health Psychology*. 2010;15(4):797-824. doi:https://doi.org/10.1348/135910710X485826

21. Lau JTF, Griffiths S, Choi K, Lin C. Prevalence of preventive behaviors and associated factors during early phase of the H1N1 influenza epidemic. *American Journal of Infection Control*. 2010;38(5):374-380. doi:10.1016/j.ajic.2010.03.002

22. Lee LY, Lam EP, Chan C, et al. Practice and technique of using face mask amongst adults in the community: a cross-sectional descriptive study. *BMC Public Health*. 2020;20(1):948. doi:10.1186/s12889-020-09087-5

23. Bowman L, Kwok KO, Redd R, et al. Comparing Public Perceptions and Preventive Behaviors During the Early Phase of the COVID-19 Pandemic in Hong Kong and the United Kingdom: Cross-sectional Survey Study. *Journal of Medical Internet Research*. 2021;23(3):e23231. doi:10.2196/23231

24. Haischer MH, Beilfuss R, Hart MR, et al. Who is wearing a mask? Gender-, age-, and location-related differences during the COVID-19 pandemic. *PLoS One*. 2020;15(10). doi:10.1371/journal.pone.0240785

25. Guzek D, Skolmowska D, Głąbska D. Analysis of Gender-Dependent Personal Protective Behaviors in a National Sample: Polish Adolescents' COVID-19 Experience (PLACE-19) Study. *Int J Environ Res Public Health*. 2020;17(16). doi:10.3390/ijerph17165770

26. Capraro V, Barcelo H. The effect of messaging and gender on intentions to wear a face covering to slow down COVID-19 transmission. *Journal of Behavioral Economics for Policy*. 2020;4(S2):45-55. https://ideas.repec.org/a/beh/jbepv1/v4y2020is2p45-55.html. Accessed April 11, 2021.

medRxiv preprint doi: https://doi.org/10.1101/2021.04.14.21255448; this version posted April 20, 2021. The copyright holder for this preprint (which was not certified by peer review) is the author/funder, who has granted medRxiv a license to display the preprint in perpetuity. It is made available under a CC-BY 4.0 International license .

27. Full article: Geographies of Care and Responsibility. https://www.tandfonline.com/doi/full/10.1111/j.1467-8306.2007.00520.x. Accessed April 12, 2021.

28. Nations U. The Impact of COVID-19 on Women. United Nations. https://www.un.org/en/un-chronicle/impact-covid-19-women. Accessed April 12, 2021.

29. Paul E, Steptoe A, Fancourt D. Attitudes towards vaccines and intention to vaccinate against COVID-19: Implications for public health communications. *The Lancet Regional Health - Europe*. 2021;1. doi:10.1016/j.lanepe.2020.100012

30. Reiter PL, Pennell ML, Katz ML. Acceptability of a COVID-19 vaccine among adults in the United States: How many people would get vaccinated? *Vaccine*. 2020;38(42):6500-6507. doi:10.1016/j.vaccine.2020.08.043

31. Mesch GS, Schwirian KP. Social and political determinants of vaccine hesitancy: Lessons learned from the H1N1 pandemic of 2009-2010. *American Journal of Infection Control*. 2015;43(11):1161-1165. doi:10.1016/j.ajic.2015.06.031

32. Brien S, Kwong JC, Buckeridge DL. The determinants of 2009 pandemic A/H1N1 influenza vaccination: A systematic review. *Vaccine*. 2012;30(7):1255-1264. doi:10.1016/j.vaccine.2011.12.089

33. The Health Stigma and Discrimination Framework: a global, crosscutting framework to inform research, intervention development, and policy on health-related stigmas | BMC Medicine | Full Text. https://bmcmedicine.biomedcentral.com/articles/10.1186/s12916-019-1271-3. Accessed April 7, 2021.

34. Capraro V, Barcelo H. The effect of messaging and gender on intentions to wear a face covering to slow down COVID-19 transmission. May 2020. doi:10.31234/osf.io/tg7vz

35. Cheng H-Y, Jian S-W, Liu D-P, et al. Contact Tracing Assessment of COVID-19 Transmission Dynamics in Taiwan and Risk at Different Exposure Periods Before and After Symptom Onset. *JAMA Intern Med*. 2020;180(9):1156-1163. doi:10.1001/jamainternmed.2020.2020

medRxiv preprint doi: https://doi.org/10.1101/2021.04.14.21255448; this version posted April 20, 2021. The copyright holder for this preprint **(which was not certified by peer review)** is the author/funder, who has granted medRxiv a license to display the preprint in perpetuity. It is made available under a CC-BY 4.0 International license .

36. Fu TS-T, Lee C-S, Gunnell D, Lee W-C, Cheng AT-A. Changing trends in the prevalence of common mental disorders in Taiwan: a 20-year repeated cross-sectional survey. *The Lancet*. 2013;381(9862):235-241. doi:10.1016/S0140-6736(12)61264-1

medRxiv preprint doi: https://doi.org/10.1101/2021.04.14.21255448; this version posted April 20, 2021. The copyright holder for this preprint (which was not certified by peer review) is the author/funder, who has granted medRxiv a license to display the preprint in perpetuity. It is made available under a CC-BY 4.0 International license .

Table 1. Questions of health-related risk perception and health protective behaviors during a hypothetical pandemic

Given scenario: Influenza pandemics are outbreaks that affect a large proportion of the world due to a novel virus, which are different from the common cold. The mechanisms of how these new kinds of influenza cause symptoms remain uncertain, and they may cause death in people (e.g., the epidemiology of SARS in Taiwan between 2002 and 2003, or the Avian Influenza (Bird Flu) spreading throughout Asia over the past years)
Questions of health-related risk perception and health protective behaviors
1.It is likely that I get infected with a new strain of influenza.
2.I think it is serious to get infected with a new strain of influenza.
3.I would let my neighbor know if I get infected with a new strain of influenza.
Upon a new strain of flu that has become a pandemic, I would take the following actions to prevent flu transmission:
4. I would get a flu vaccine.
5. I would wear a mask.
6. I would wash hands more frequently.
7. I would avoid going to public places.
8. I would use bleach to sanitize surfaces at home.
9. I would stay at home for at least 10 days upon government recommendations once I contact with people who get infected with a new strain of influenza.

medRxiv preprint doi: https://doi.org/10.1101/2021.04.14.21255448; this version posted April 20, 2021. The copyright holder for this preprint (which was not certified by peer review) is the author/funder, who has granted medRxiv a license to display the preprint in perpetuity. It is made available under a CC-BY 4.0 International license .

Table 2. Demographic Characteristics of Participants Stratified by Gender

	Total	Men	Women	p-value
N (%)	1990 (100.0)	1014 (50.95)	976 (49.06)	0.50
Age (mean (SD))	45.92 (16.85)	45.68 (17.16)	46.18 (16.53)	0.504
20-29	414 (20.8)	224 (22.1)	190 (19.5)	
30-39	380 (19.1)	195 (19.2)	185 (19.0)	
40-49	351 (17.6)	164 (16.2)	187 (19.2)	
50-59	382 (19.2)	199 (19.6)	183 (18.8)	
60-69	274 (13.8)	136 (13.4)	138 (14.1)	
70-79	133 (6.7)	62 (6.1)	71 (7.3)	
80-85	56 (2.8)	34 (3.4)	22 (2.3)	
Marital status (%)				<0.001
Single	565 (28.4)	308 (30.4)	257 (26.3)	
Married/Cohabitating	1212 (60.9)	648 (63.9)	564 (57.8)	
Divorced/Separated	93 (4.7)	42 (4.1)	51 (5.2)	
Refused to answer	2 (0.1)	0 (0.0)	2 (0.2)	
Widowed	118 (5.9)	16 (1.6)	102 (10.5)	
Monthly income (%)				<0.001
None	195 (9.8)	63 (6.21)	132 (13.5)	
< NT$50,000	1397 (69.4)	675 (66.57)	722 (73.9)	
NT$50,000 - NT$89,999	282 (14.17)	186 (18.34)	96 (9.84)	
NT$90,000 - NT179,999	83 (4.17)	66 (6.51)	17 (1.74)	
>NT$180,000	33 (1.66)	24 (2.37)	9 (0.92)	
Education level (%)				<0.001
Self-study/illiterate	100 (5.1)	21 (2.1)	79 (8.1)	
Elementary/Junior high school	456 (23.1)	210 (20.9)	246 (25.3)	
Senior high school/vocational/cadet	522 (26.4)	268 (26.6)	254 (26.2)	
Two/three/five-year college	260 (13.2)	152 (15.1)	108 (11.1)	
College and University	500 (25.3)	268 (26.6)	232 (23.9)	
Graduate school	139 (7.0)	87 (8.6)	52 (5.4)	
Household members (%)				0.327
Living alone	172 (8.6)	88 (8.7)	84 (8.6)	
Living with 1-2 family members	1434 (72.1)	712 (70.2)	722 (74.0)	
Living with 3-4 family members	371 (18.6)	207 (20.4)	164 (16.8)	

medRxiv preprint doi: https://doi.org/10.1101/2021.04.14.21255448; this version posted April 20, 2021. The copyright holder for this preprint (which was not certified by peer review) is the author/funder, who has granted medRxiv a license to display the preprint in perpetuity. It is made available under a CC-BY 4.0 International license .

Living with more than 4 family members	13 (0.7)	7 (0.7)	6 (0.6)	
Self-rated health and happiness (mean (SD))				
Happiness	2.77 (0.96)	2.68 (1.01)	2.87 (0.90)	<0.001
Life satisfaction	2.72 (0.97)	2.69 (0.99)	2.75 (0.94)	0.124
Physical health	2.11 (0.93)	2.23 (0.90)	1.99 (0.95)	<0.001

SD: Standard Deviation

Table 3. The Rotated Factor Loadings of Structure Matrix

Variable	Factor 1	Factor 2	Factor 3
Wearing a face mask	0.78		
Washing hands	0.75		
Avoidance of public places	0.73		
Sanitization	0.63		
Intention to receive vaccination	0.5		
Revealing information		0.76	
Intention to be quarantined		0.63	
Perceived susceptibility			0.77
Perceived severity			0.61

The first factor was labeled as “health protective behavior”, which entailed the extent of wearing face masks, washing hands, avoidance of public places, and sanitization. The second factor was labeled as “tracing compliance willingness”, which incorporated the intention to be quarantined and reveal information to others. Perceived susceptibility and perceived severity were labelled as “risk perception”. Intention to receive vaccination is considered a single factor for further survey.

medRxiv preprint doi: https://doi.org/10.1101/2021.04.14.21255448; this version posted April 20, 2021. The copyright holder for this preprint (which was not certified by peer review) is the author/funder, who has granted medRxiv a license to display the preprint in perpetuity. It is made available under a CC-BY 4.0 International license .

Figure legend: Figure 1. Forest plots showing multivariate logistic regression analysis stratified by gender. Black bar represents result of model among the whole cohort; blue bar and red bar represent men and women respectively. The x-axis represents the odds ratios while the horizontal bars indicated the corresponding 95% confidence intervals. (A) Health-related risk perception (B) Health protective behaviors (C) Intention of receiving vaccination (D) Compliance to contact-tracing.

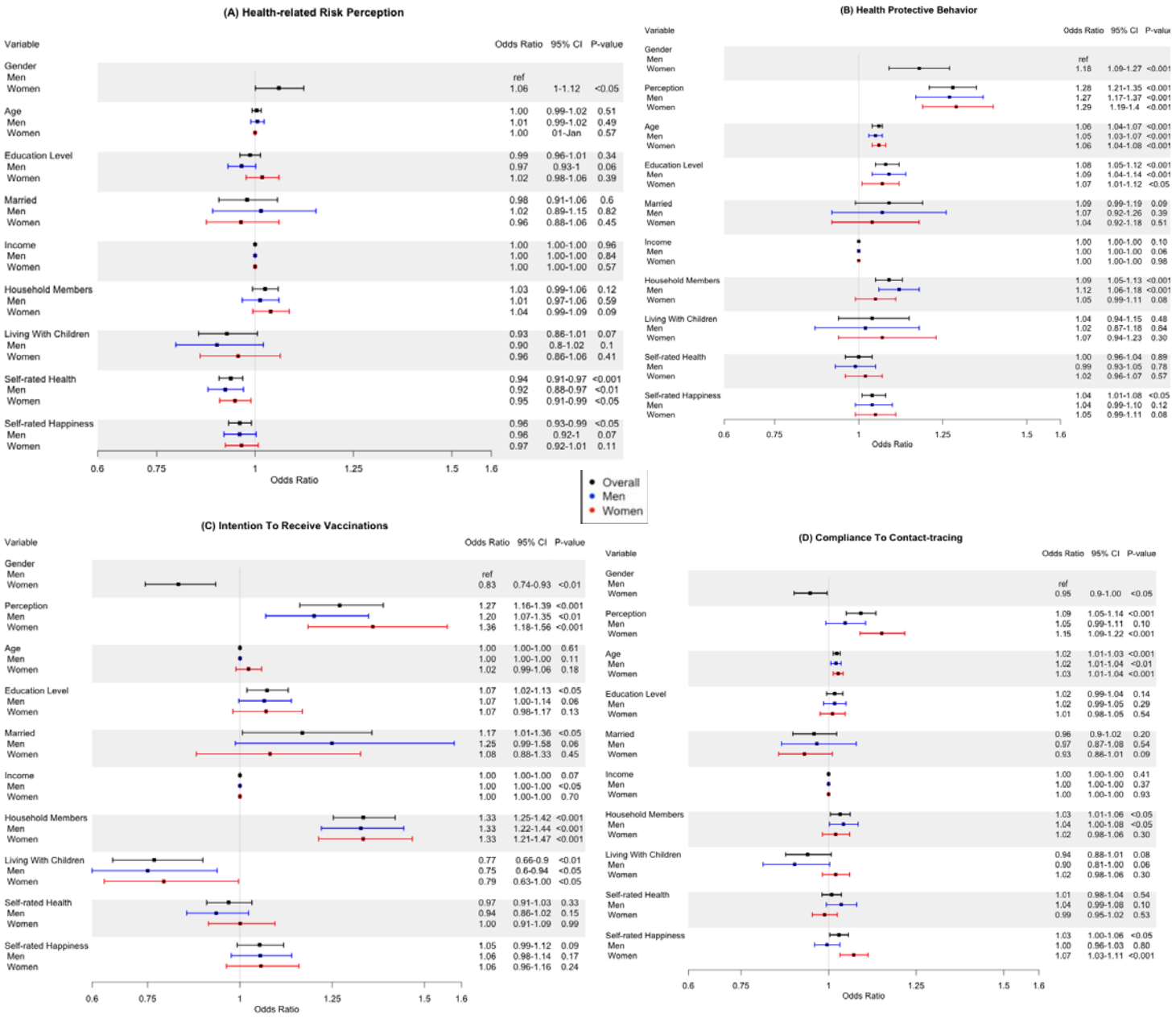

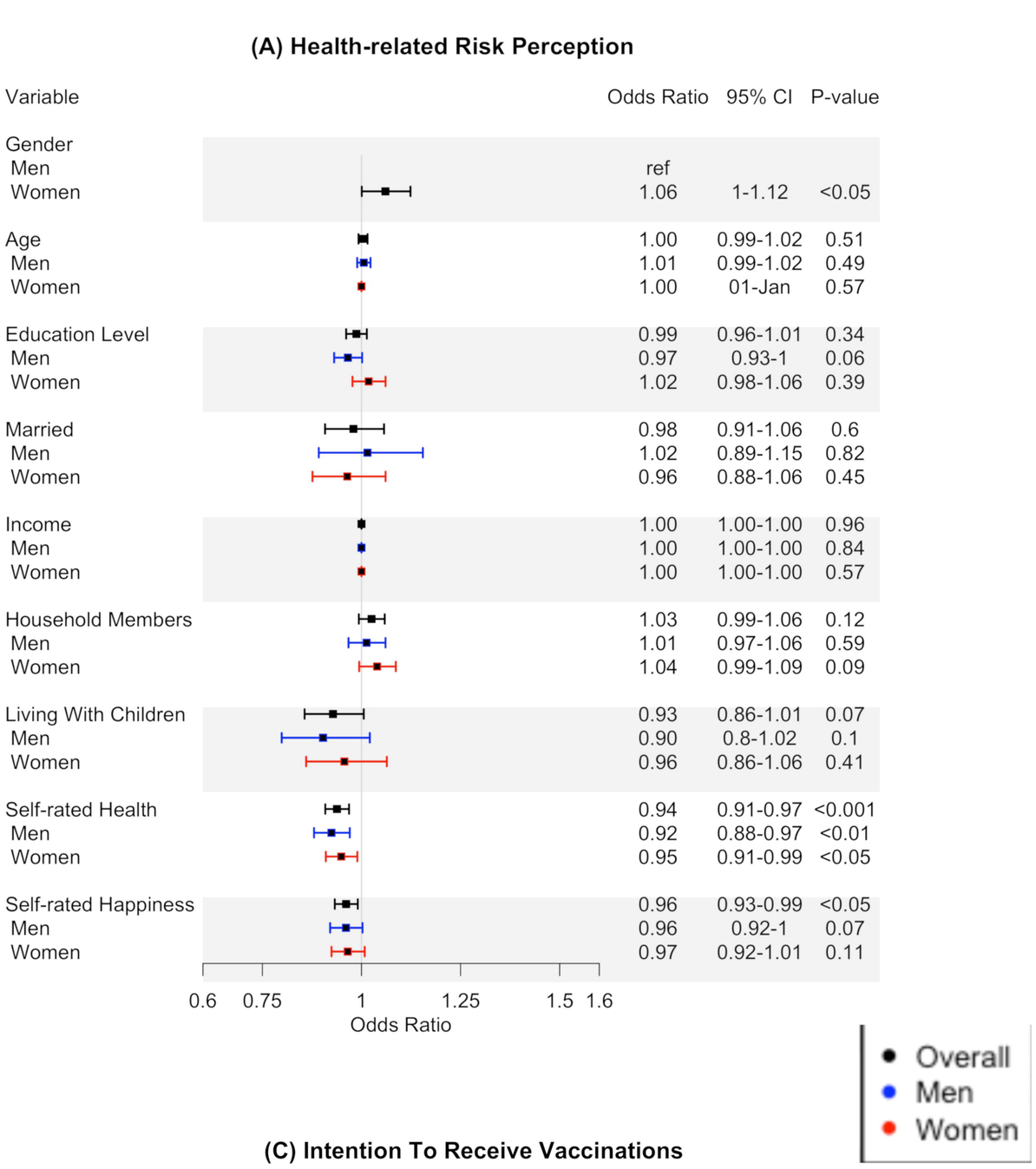

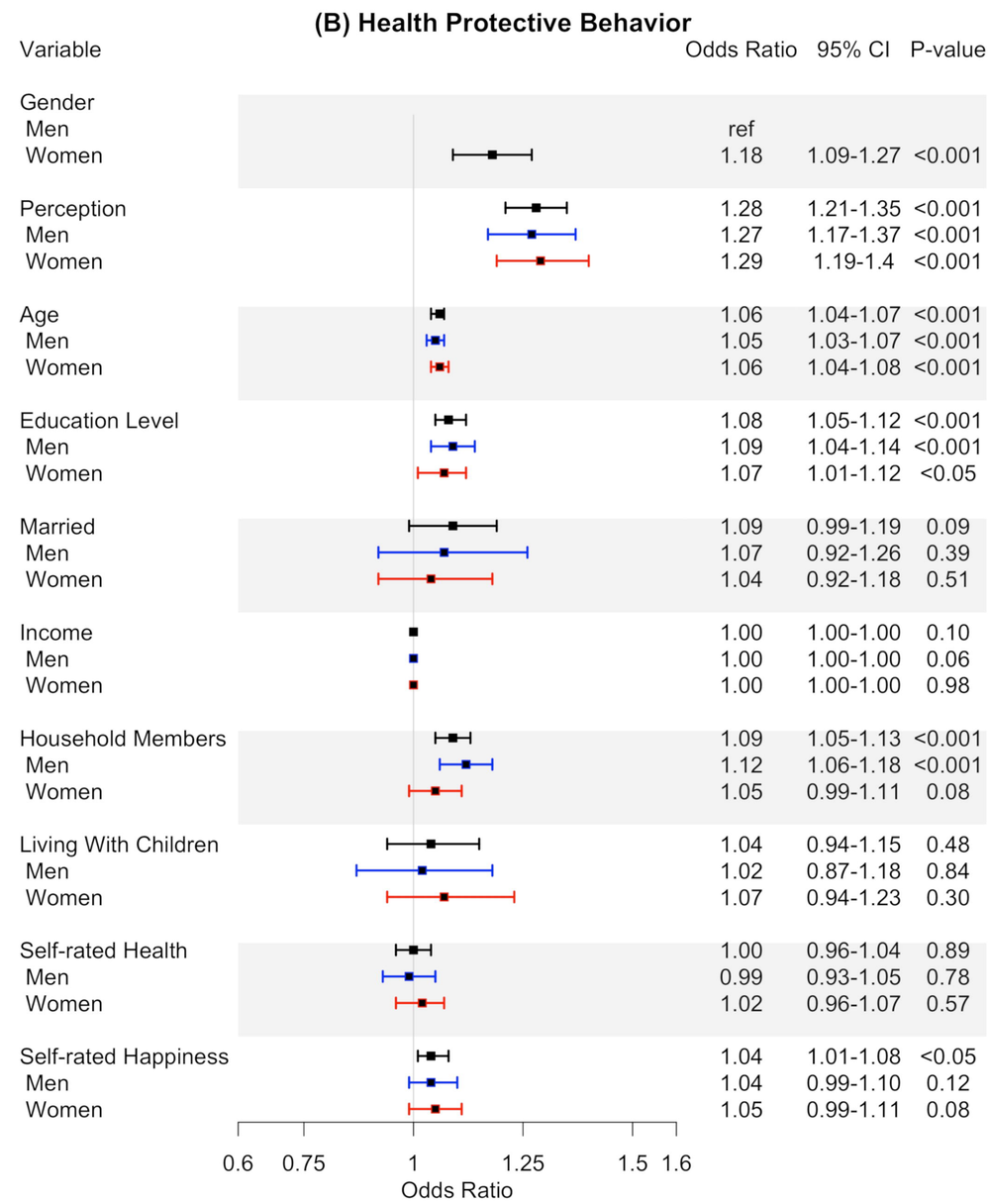

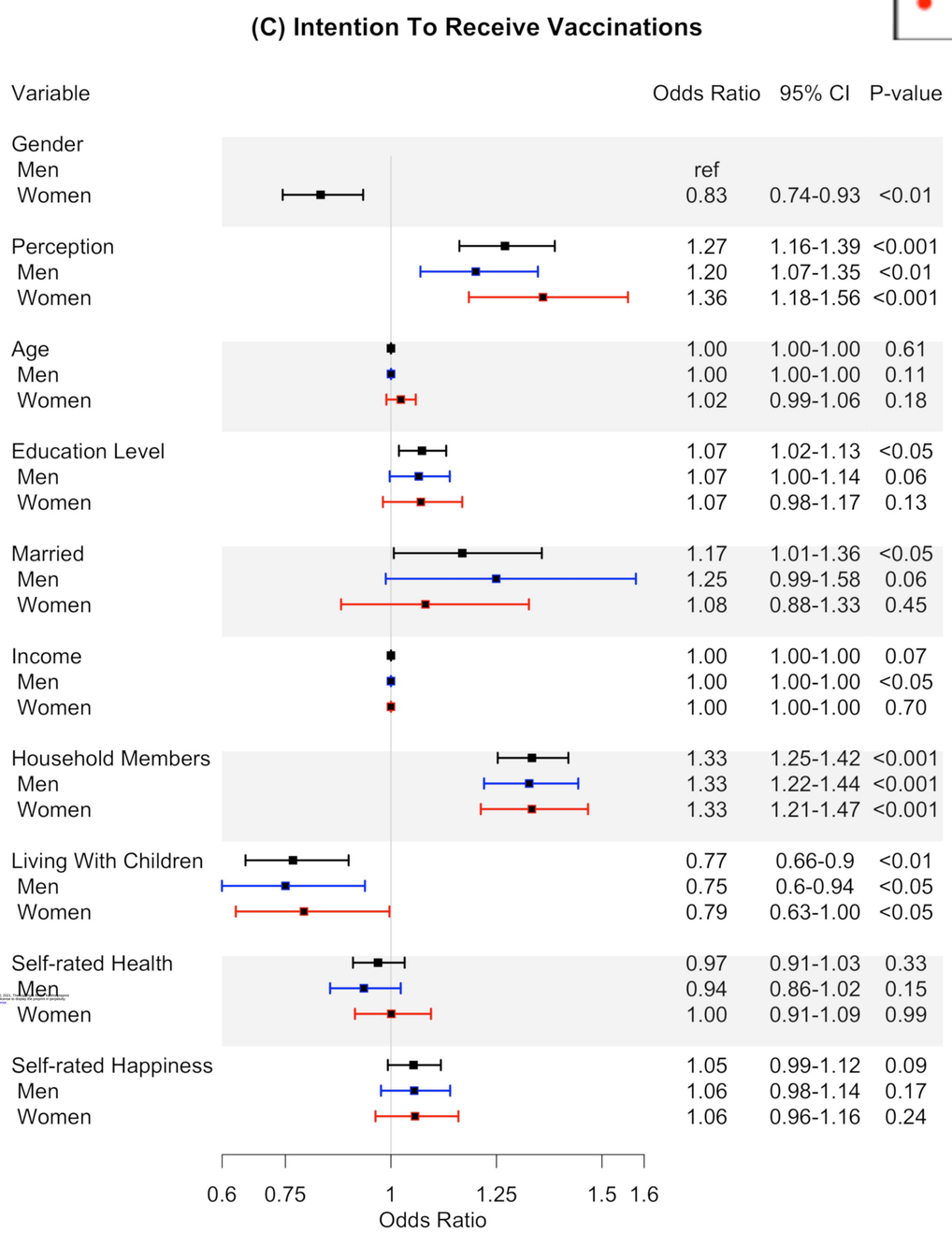

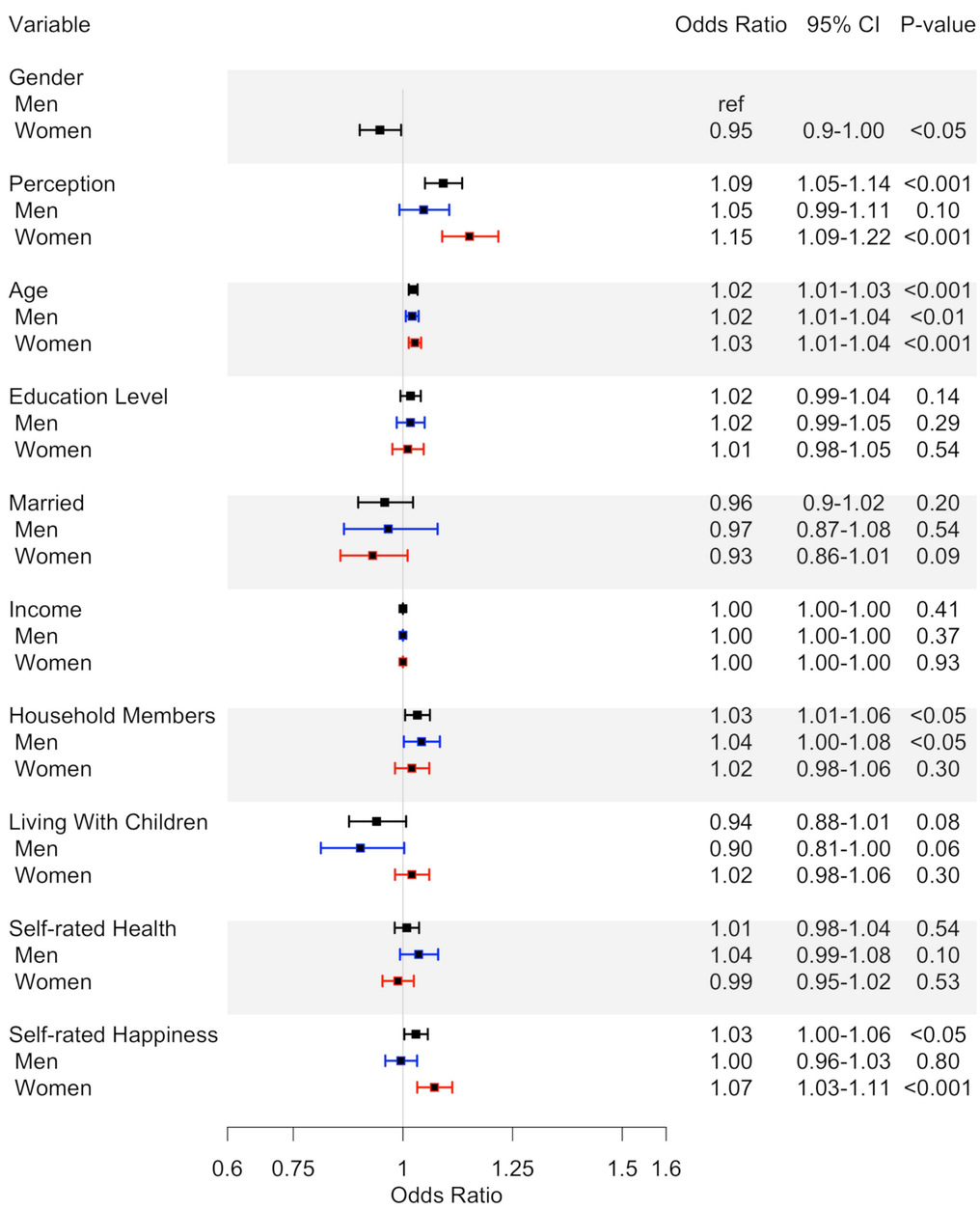

medRxiv preprint doi: https://doi.org/10.1101/2021.04.14.21255440; this version posted April 20, 2021. The copyright holder for this preprint (which was not certified by peer review) is the author/funder, who has granted medRxiv a license to display the preprint in perpetuity. It is made available under a CC-BY-ND 4.0 International license.