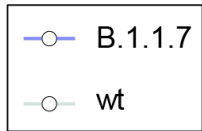
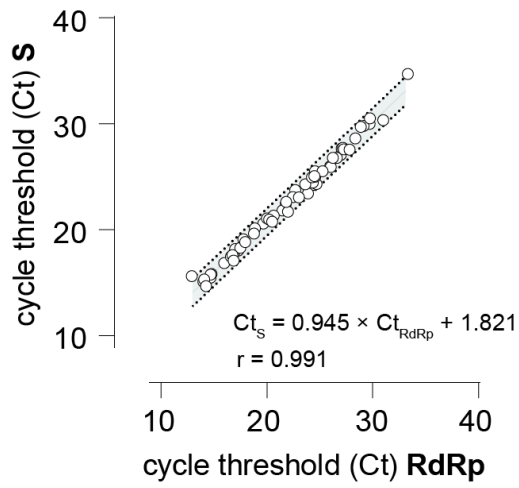
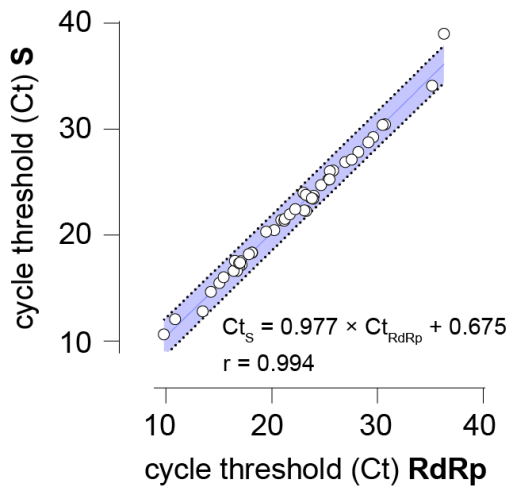


Supplemental data 1A, B, C, D. A). Linear regression of Ct values of S gene and RdRp gene of B.1.1.7 (left panel, blue line and 99% prediction band) and non-B.1.1.7 (right panel, gray line and 99% prediction band) positive patient specimens. **B and C).** Included samples (n=106) with Ct values of the S, RdRP and N gene by the Allplex™ SARS-CoV-2/FluA/FluB/RSV assay with the corresponding results of whole genome sequencing or variant specific PCR. N501Y+, Del. H69/V70+ indicate presence of lineage B.1.1.7 **D.)** Nucleotide sequence alignment (MUSCLE) of N gene sequences from two exemplary patient samples (non-B.1.1.7 and B.1.1.7, respectively) and pCRII-TOPO_N-gene_D3 and _3L plasmids. Only the region containing the D3L mutation is shown (nucleotide position 1-12), with D3 highlighted in green (non-B.1.1.7) and 3L (B.1.1.7) highlighted in red. Translated amino acid sequences are shown above and below the nucleotide sequences. N gene sequences from the patient samples were extracted from whole-genome sequences.

A)



B)	Allplex™ SARS-CoV-2/FluA/FluB/RSV			Δ N/RdRP	Δ N/S	Lineage / variant PCR	
	Sample	S	RdRP				N
	patient 1	26.10	25.80	32.80	7.00	6.70	B.1.1.7
	patient 2	17.54	17.09	24.31	7.22	6.77	B.1.1.7
	patient 3	26.04	25.48	33.16	7.68	7.12	B.1.1.7
	patient 4	22.27	23.26	31.47	8.21	9.20	B.1.1.7
	patient 5	18.33	18.13	25.44	7.31	7.11	B.1.1.7
	patient 6	26.90	26.96	37.23	10.27	10.33	B.1.1.7
	patient 7	21.42	20.91	27.75	6.84	6.33	B.1.1.7
	patient 8	18.35	18.10	24.55	6.45	6.20	B.1.1.7
	patient 9	22.32	23.07	30.69	7.62	8.37	B.1.1.7
	patient 10	12.79	13.47	21.56	8.09	8.77	B.1.1.7
	patient 11	15.48	15.05	24.39	9.34	8.91	B.1.1.7
	patient 12	17.19	17.15	24.85	7.70	7.66	B.1.1.7
	patient 13	29.25	29.59	-	-	-	N501Y+, Del. H69/V70+
	patient 14	27.83	28.19	37.48	9.29	9.65	B.1.1.7
	patient 15	17.03	16.90	25.92	9.02	8.89	B.1.1.7
	patient 16	25.23	25.36	33.51	8.15	8.28	B.1.1.7
	patient 17	21.35	21.19	28.51	7.32	7.16	N501Y+, Del. H69/V70+
	patient 18	27.14	27.55	35.38	7.83	8.24	N501Y+, Del. H69/V70+
	patient 19	23.53	23.66	30.65	6.99	7.12	B.1.1.7
	patient 20	14.63	14.23	22.40	8.17	7.77	B.1.1.7
	patient 21	20.46	20.25	28.61	8.36	8.15	B.1.1.7
	patient 22	10.63	9.80	19.90	10.10	9.27	B.1.1.7
	patient 23	24.71	24.65	31.86	7.21	7.15	B.1.1.7
	patient 24	28.75	29.14	-	-	-	B.1.1.7
	patient 25	23.70	23.97	31.78	7.81	8.08	B.1.1.7
	patient 26	16.61	16.71	24.28	7.57	7.67	N501Y+, Del. H69/V70+
	patient 27	18.20	17.83	25.86	8.03	7.66	N501Y+, Del. H69/V70+
	patient 28	21.54	21.23	29.46	8.23	7.92	N501Y+, Del. H69/V70+
	patient 29	16.63	16.39	25.55	9.16	8.92	N501Y+, Del. H69/V70+
	patient 30	24.00	23.00	28.88	5.88	4.88	N501Y+, Del. H69/V70+
	patient 31	20.50	20.32	27.67	7.35	7.17	N501Y+, Del. H69/V70+
	patient 32	12.07	10.85	19.89	9.04	7.82	N501Y+, Del. H69/V70+
	patient 33	20.33	19.46	28.30	8.84	7.97	N501Y+, Del. H69/V70+
	patient 34	17.57	16.50	25.29	8.79	7.72	N501Y+, Del. H69/V70+
	patient 35	23.81	23.23	31.61	8.38	7.80	N501Y+, Del. H69/V70+
	patient 36	18.43	18.04	26.31	8.27	7.88	B.1.1.7
	patient 37	30.45	30.70	-	-	-	N501Y+, Del. H69/V70+
	patient 38	30.40	30.48	-	-	-	N501Y+, Del. H69/V70+
	patient 39	34.10	35.15	-	-	-	N501Y+, Del. H69/V70+
	patient 40	16.02	15.45	23.73	8.28	7.71	B.1.1.7
	patient 41	21.97	21.69	28.61	6.92	6.64	B.1.1.7
	patient 42	17.35	16.91	23.66	6.75	6.31	B.1.1.7
	patient 43	23.42	23.92	30.73	6.81	7.31	B.1.1.7
	patient 44	23.49	23.79	31.06	7.27	7.57	B.1.1.7
	patient 45	39.01	36.29	-	-	-	B.1.1.7
	patient 46	17.41	16.98	25.59	8.61	8.18	B.1.1.7
	patient 47	22.46	22.23	28.52	6.29	6.06	B.1.1.7
	patient 48	25.25	25.47	32.25	6.78	7.00	B.1.1.7

C)	Sample	Allplex™ SARS-CoV-2/FluA/FluB/RSV			Δ N/RdRP	Δ N/S	Lineage / variant PCR
		S	RdRP	N			
		patient 49	15.81	14.76			
patient 50	16.85	15.97	14.79	1.18	2.06	B.1.1.317	
patient 51	30.01	29.72	27.62	2.10	2.39	N501Y+, E484K+	
patient 52	18.04	17.28	16.94	0.34	1.10	N501Y-, Del. H69/V70-	
patient 53	24.24	24.37	23.87	0.50	0.37	N501Y-, Del. H69/V70-	
patient 54	24.32	24.68	23.87	0.81	0.45	N501Y-, Del. H69/V70-	
patient 55	15.46	14.67	14.47	0.20	0.99	N501Y-, Del. H69/V70-	
patient 56	15.77	14.67	14.33	0.34	1.44	N501Y-, Del. H69/V70-	
patient 57	17.83	16.91	15.00	1.91	2.83	N501Y-, Del. H69/V70-	
patient 58	24.45	24.34	22.52	1.82	1.93	N501Y-, Del. H69/V70-	
patient 59	17.44	16.59	15.95	0.64	1.49	N501Y-, Del. H69/V70-	
patient 60	25.98	25.97	25.22	0.75	0.76	N501Y-, Del. H69/V70-	
patient 61	29.81	29.14	27.36	1.78	2.45	N501Y-, Del. H69/V70-	
patient 62	27.07	26.99	25.94	1.05	1.13	N501Y-, Del. H69/V70-	
patient 63	28.62	28.35	26.22	2.13	2.40	N501Y-, Del. H69/V70-	
patient 64	18.17	16.99	16.11	0.88	2.06	N501Y-, Del. H69/V70-	
patient 65	20.57	19.65	18.50	1.15	2.07	N501Y-, Del. H69/V70-	
patient 66	15.61	12.88	12.27	0.61	3.34	N501Y-, Del. H69/V70-	
patient 67	22.45	21.80	21.14	0.66	1.31	N501Y-, Del. H69/V70-	
patient 68	23.74	22.68	21.35	1.33	2.39	N501Y-, Del. H69/V70-	
patient 69	21.06	20.01	18.79	1.22	2.27	N501Y-, Del. H69/V70-	
patient 70	27.68	27.07	26.11	0.96	1.57	N501Y-, Del. H69/V70-	
patient 71	20.12	18.87	17.69	1.18	2.43	N501Y-, Del. H69/V70-	
patient 72	15.09	13.98	13.52	0.46	1.57	N501Y-, Del. H69/V70-	
patient 73	25.91	26.03	23.74	2.29	2.17	N501Y-, Del. H69/V70-	
patient 74	19.64	18.76	18.10	0.66	1.54	N501Y-, Del. H69/V70-	
patient 75	18.28	17.49	16.77	0.72	1.51	N501Y-, Del. H69/V70-	
patient 76	17.59	16.73	16.09	0.64	1.50	N501Y-, Del. H69/V70-	
patient 77	19.08	17.77	16.12	1.65	2.96	N501Y-, Del. H69/V70-	
patient 78	23.09	22.45	21.24	1.21	1.85	N501Y-, Del. H69/V70-	
patient 79	18.83	17.95	16.56	1.39	2.27	N501Y-, Del. H69/V70-	
patient 80	27.74	27.18	26.60	0.58	1.14	N501Y-, Del. H69/V70-	
patient 81	15.29	14.08	13.34	0.74	1.95	N501Y-, Del. H69/V70-	
patient 82	14.68	14.24	12.99	1.25	1.69	N501Y-, Del. H69/V70-	
patient 83	26.78	26.60	25.85	0.75	0.93	N501Y-, Del. H69/V70-	
patient 84	17.07	16.86	16.25	0.61	0.82	N501Y-, Del. H69/V70-	
patient 85	25.51	24.55	23.89	0.66	1.62	N501Y-, Del. H69/V70-	
patient 86	25.01	24.58	23.20	1.38	1.81	N501Y-, Del. H69/V70-	
patient 87	23.42	23.88	22.09	1.79	1.33	N501Y-, Del. H69/V70-	
patient 88	26.78	26.24	25.44	0.80	1.34	N501Y-, Del. H69/V70-	
patient 89	27.59	27.28	26.16	1.12	1.43	N501Y-, Del. H69/V70-	
patient 90	16.85	15.97	14.76	1.21	2.09	N501Y-, Del. H69/V70-	
patient 91	34.70	33.32	31.63	1.69	3.07	N501Y-, Del. H69/V70-	
patient 92	21.83	21.48	19.50	1.98	2.33	N501Y-, Del. H69/V70-	
patient 93	24.28	23.63	22.82	0.81	1.46	N501Y-, Del. H69/V70-	
patient 94	21.34	20.65	19.76	0.89	1.58	N501Y-, Del. H69/V70-	
patient 95	23.06	23.01	21.90	1.11	1.16	N501Y-, Del. H69/V70-	
patient 96	27.57	27.82	26.53	1.29	1.04	N501Y-, Del. H69/V70-	
patient 97	21.71	21.98	20.94	1.04	0.77	N501Y-, Del. H69/V70-	
patient 98	29.71	28.87	27.83	1.04	1.88	N501Y-, Del. H69/V70-	
patient 99	20.96	20.20	19.30	0.90	1.66	N501Y-, Del. H69/V70-	
patient 100	24.94	24.25	23.36	0.89	1.58	N501Y-, Del. H69/V70-	
patient 101	30.33	30.99	28.11	2.88	2.22	N501Y-, Del. H69/V70-	
patient 102	30.52	29.73	28.49	1.24	2.03	N501Y-, Del. H69/V70-	
patient 103	25.52	25.26	24.44	0.82	1.08	N501Y-, Del. H69/V70-	
patient 104	22.63	21.81	19.75	2.06	2.88	N501Y-, Del. H69/V70-	
patient 105	25.07	24.48	23.45	1.03	1.62	N501Y-, E484K+	
patient 106	20.74	20.49	20.39	0.1	0.35	B.1.351	

D)

patient 49 (non-B.1.1.7)
pCR11-TOPO_N-gene_D3
patient 1 (B.1.1.7)
pCR11-TOPO_N-gene_3L

1				12
M	S	D	T	
ATG	TCT	GAT	AAT	
ATG	TCT	GAT	AAT	
ATG	TCT	CTA	AAT	
ATG	TCT	CTA	AAT	
M	S	L	T	