

Supplement

Seroprevalence of anti-SARS-CoV-2 IgG antibodies among truck drivers and assistants in Kenya

E Wangechi Kagucia,¹ John N Gitonga,¹ Catherine Kalu,¹ Nickline Kuya,² Benard Ochieng,² Eric Ochomo,² Angela Karani,¹ James Nyagwange,¹ Boniface Karia,¹ Daisy Mugo,¹ Henry K Karanja,¹ James Tuju,¹ Agnes Mutiso,¹ Hosea Maroko,³ Lucy Okubi,³ Eric Maitha,⁴ Hossan Ajuck,⁴ Mary Bogita,⁴ Richmond Mudindi,⁴ David Mukabi,⁵ Wycliffe Moracha,⁵ David Bulimu,⁵ Nelson Andanje,⁵ Evans Shiraku,⁵ Rosemary Okuku,⁵ Monicah Ogutu,⁵ Rashid Aman,⁶ Mercy Mwangangi,⁶ Patrick Amoth,⁶ Kadondi Kasera,⁶ Wangari Ng'ang'a,⁷ Rodgers Mariga,⁵ Tobias Munabi,⁵ Susan M Ramadhan,⁵ Janet Mwikali,⁵ Rose Nasike,⁵ Cornelius Andera,⁵ Roselyne Nechesa,⁵ Benson K Kiplagat,⁵ Julius Omengo,⁵ Simon Oteba,⁵ Arthur Mwangi,⁴ Dorcas Mkanyi,⁴ George Karisa,⁴ Judith K Migosi,⁴ Patrick Msili,⁴ Samson Mwambire,⁴ Anthony M Boniface,⁴ Amek Nyaguara,¹ Shirine Voller,^{1,8} Mark Otiende,¹ Christian Bottomley,⁸ Charles N Agoti,¹ Lynette I Ochola-Oyier,¹ Ifedayo M O Adetifa,^{1,8} Anthony O Etyang,¹ Katherine E Gallagher,^{1,8} Sophie Uyoga,¹ Edwine Barasa,¹ Philip Bejon,^{1,9} Benjamin Tsofa,¹ Ambrose Agweyu,^{1*} George M Warimwe,^{1,9*} J Anthony G Scott^{1,8,9*}

¹KEMRI-Wellcome Trust Research Programme, Kilifi, Kenya

²KEMRI Center for Global Health Research (CGHR), Kisumu, Kenya

³KEMRI Center for Infectious and Parasitic Diseases Control Research, Alupe, Kenya

⁴Department of Health, Kilifi County, Kenya

⁵Department of Health, Busia County, Kenya

⁶Ministry of Health, Government of Kenya, Nairobi, Kenya

⁷Presidential Policy and Strategy Unit, The Presidency, Government of Kenya

⁸Department of Infectious Disease Epidemiology, London School of Hygiene and Tropical Medicine, UK

⁹Nuffield Department of Medicine, Oxford University, UK

*These authors contributed equally to this work

Supplementary Table 1. Reported county of residence among Kenyan truckers

County	Frequency	Percent	County	Frequency	Percent
MOMBASA	156	23.4	KIRINYAGA	4	0.6
UASIN GISHU	76	11.4	LAIKIPIA	4	0.6
NAKURU	67	10.0	SIAYA	4	0.6
NAIROBI	60	9.0	KITUI	3	0.5
KIAMBU	41	6.1	MANDERA	3	0.5
BUSIA	40	6.0	EMBU	2	0.3
MACHAKOS	18	2.7	KAJIADO	2	0.3
KWALE	14	2.1	SAMBURU	2	0.3
BUNGOMA	13	2.0	GARISSA	1	0.2
KAKAMEGA	13	2.0	HOMABAY	1	0.2
KISUMU	13	2.0	KISII	1	0.2
KERICHO	8	1.2	MIGORI	1	0.2
MAKUENI	8	1.2	TAITA TAVETA	1	0.2
TRANS NZOIA	6	0.9	<i>Uganda</i>	1	0.2
MURANGA	5	0.8	<i>Missing^a</i>	91	13.7
NYERI	5	0.8	Total	668	100
ELGEIYO MARAKWET	4	0.6			

^aCounty of residence not available for 90 of 101 truckers sampled at Magarini due to differences in the data collection form used; County of residence not collected for 1 trucker sampled at Malaba

Supplementary Table 2. Distribution of characteristics by site. Tests for heterogeneity conducted using analysis of variance (age) or chi-squared tests (all other variables)

Characteristic	Busia OSBP		Magarini		Malaba OSBP		p-values
	N= 365		N= 101		N= 364		
Mean age (SD), range^a	41.0y (9.6)	20 – 68y	38.4y (9.3)	20 - 61y	42.3y (9.9)	19 – 78y	0.002
Male, %	363	99.5%	100	99.0%	364	100%	0.249
NAT positive, %^b	15	4.3%	25	26.9%	18	5.2%	<0.001
Kenyan, %	294	80.5%	73	72.3%	301	82.7%	0.065
Symptoms, %	0	0%	0	0%	0	0%	N/A
Temperature $\geq 37.5^{\circ}\text{C}$^c	0	0%	0	0%	1	0.3%	0.547

Abbreviations: NAT, nucleic acid testing; OSBP, One Stop Border Post

^aMissingness: Magarini = 2; Malaba = 1

^bMissingness: Busia = 17; Magarini = 8; Malaba = 20

^cMissingness: Busia = 12; Magarini = 17; Malaba = 1

Supplementary Table 3. Stratum-specific tests for heterogeneity using crude anti-SARS-CoV-2 IgG seroprevalence

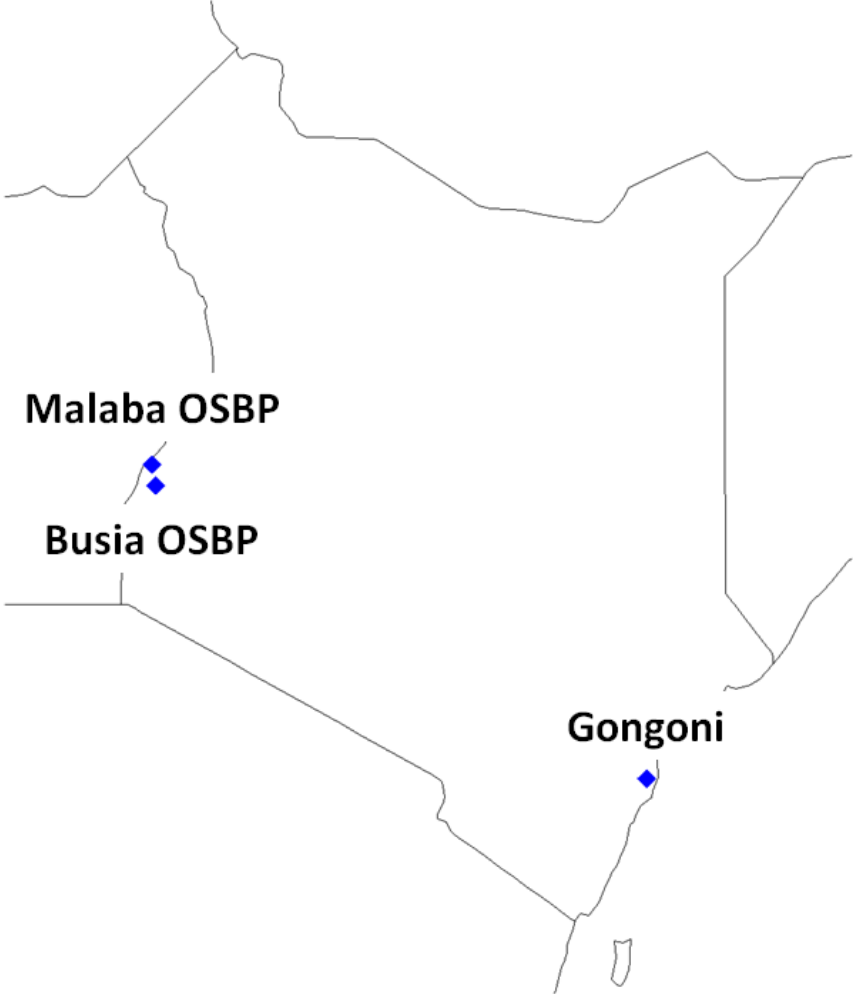
	N	Seropositive	% Crude anti-SARS-CoV-2 IgG seroprevalence	95% CI	p-value
Age^a					
<30y	92	42	45.7	35.2 – 56.4	0.144 ^a
30-39y	276	110	39.9	34.0 – 45.9	
40-49y	286	116	40.6	34.8 – 46.5	
50-59y	135	48	35.6	27.5 – 44.2	
>60y	38	13	34.2	19.6 – 51.4	
Sex					
Male	827	326	39.4	36.1 – 42.8	0.062 ^b
Female	3	3	100.0	29.2 – 100.0	
NAT result					
Positive	58	32	55.2	41.5 – 68.3	0.007
Negative	727	270	37.1	33.6 – 40.8	
Nationality					
Kenya	668	262	39.2	35.5 – 43.0	0.618
Other	162	67	41.4	33.7 – 49.4	
Site					
Busia OSBP	365	163	44.7	39.5 – 49.9	0.009
Magarini	101	43	42.6	32.8 – 52.8	
Malaba OSBP	364	123	33.8	28.9 – 38.9	

Abbreviations: NAT, nucleic acid test; OSBP, One Stop Border Post; SARS-CoV-2, severe acute respiratory syndrome coronavirus 2; TDA, truck drivers and assistants

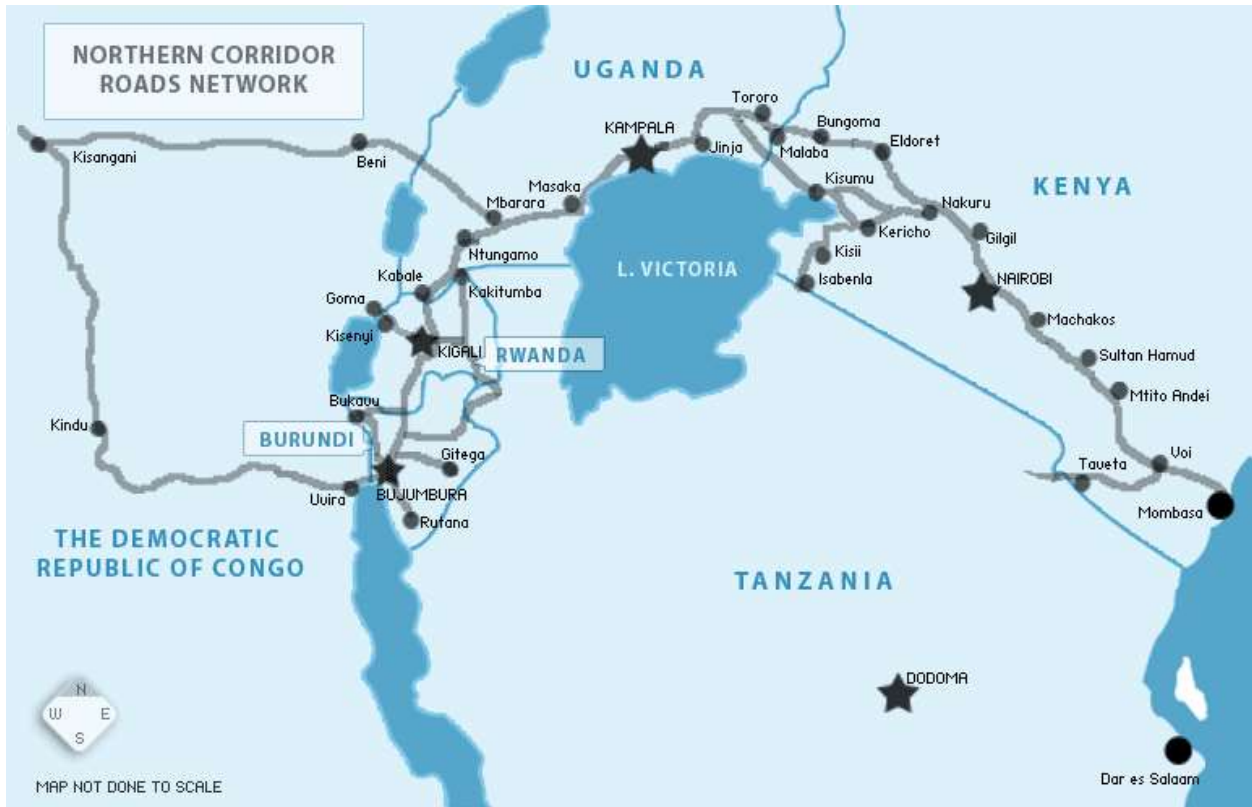
^aChi-square test for trend performed

^bFisher's exact test performed

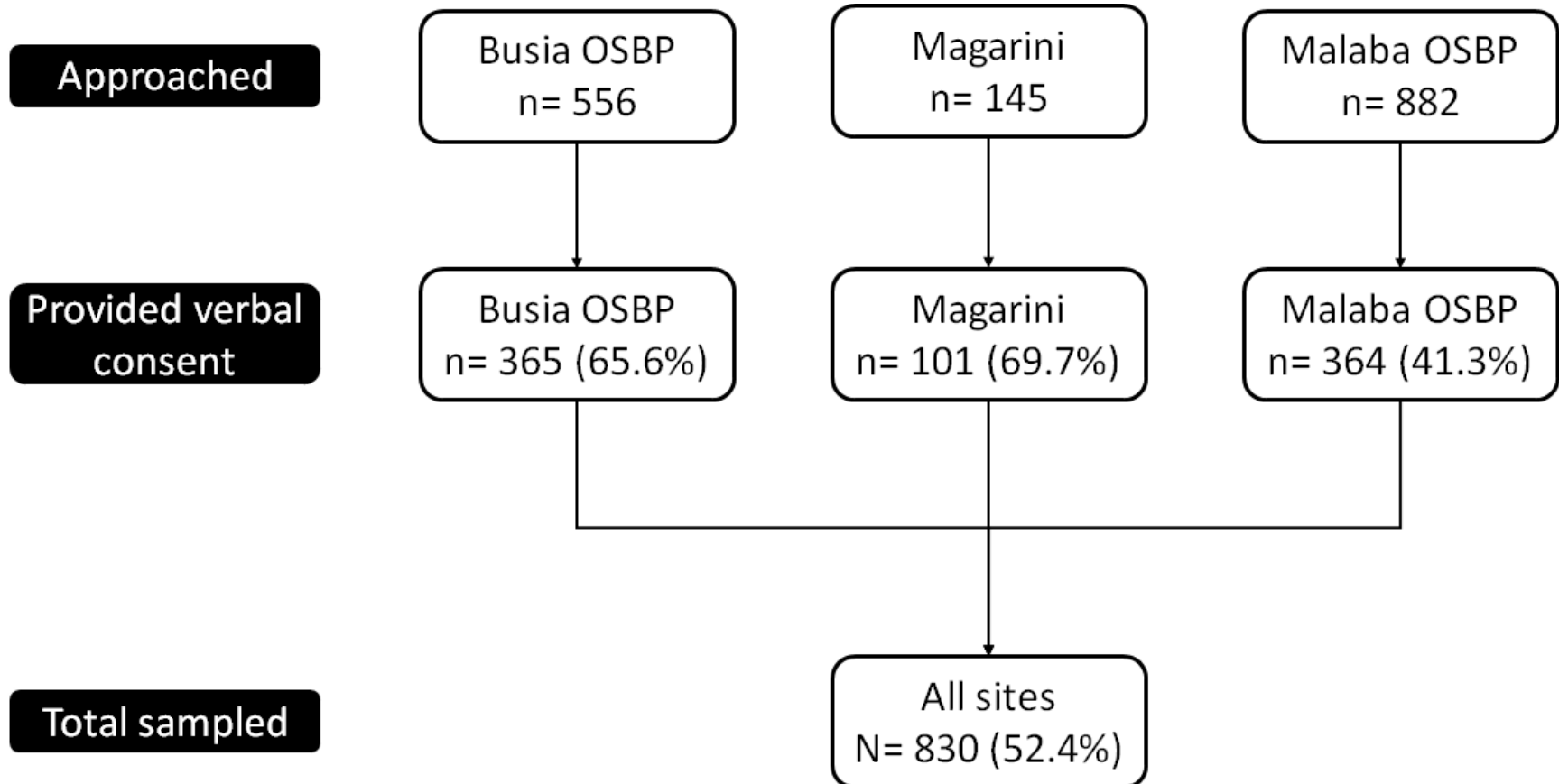
Supplementary Figure 1. Map of Kenya showing the serosurvey sites



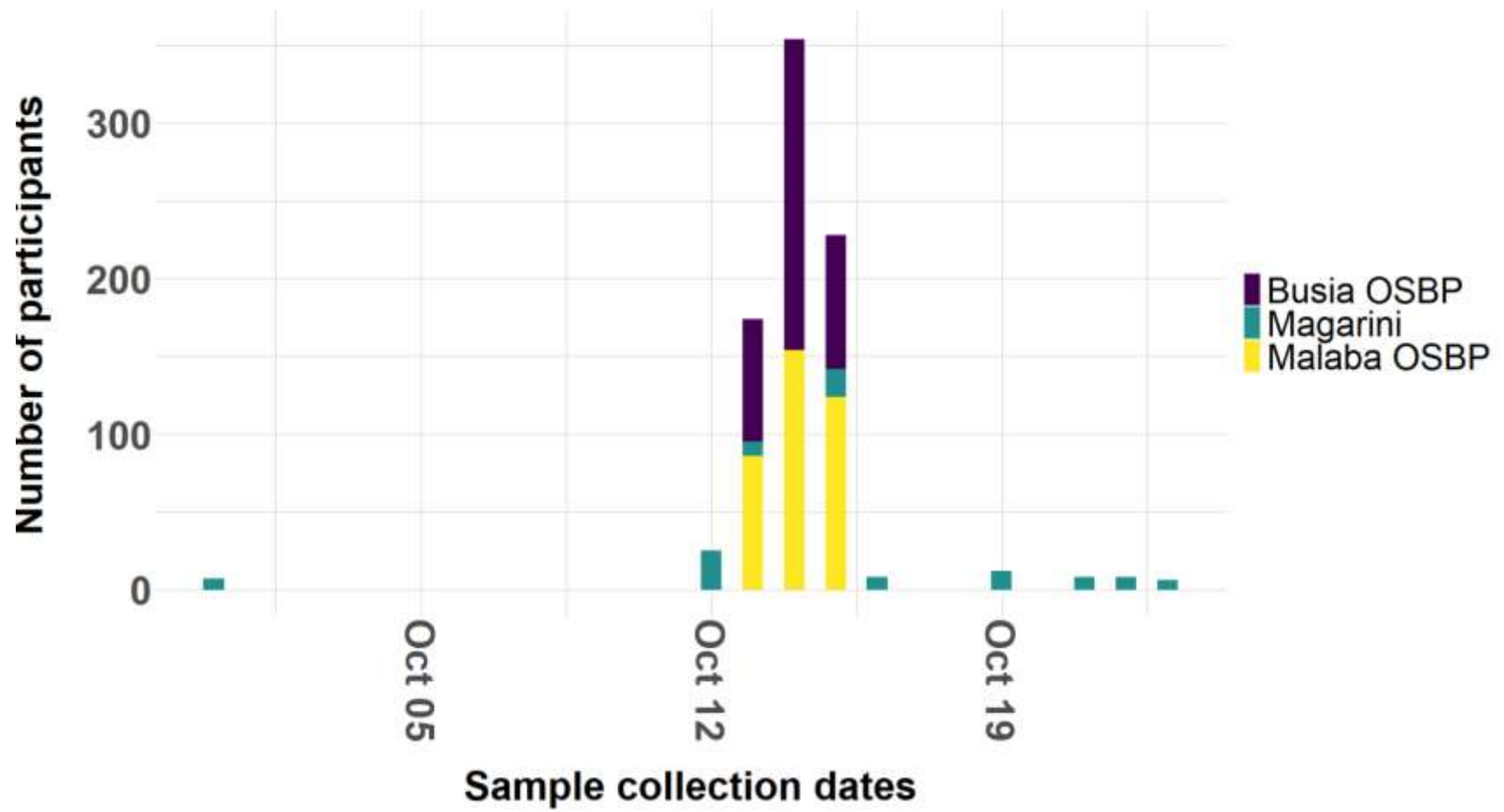
Supplementary Figure 2. Map showing the Northern Corridor road network which is used to transport freight from Mombasa, Kenya to other East African countries through Busia OSBP and Malaba OBSP, among other ports. Map from the Northern Corridor Transit and Transport Coordination Authority.¹



Supplementary Figure 3. Flow of TDA included in the SARS-CoV-2 serosurvey



Supplementary Figure 4. Sampling by date and site



Supplementary Form 1

V4



MINISTRY OF HEALTH
Division of Disease Surveillance and Surveillance

Test Justification
Baseline
Follow-up

Case investigation form for 2019 Novel Coronavirus (COVID-19)

Date of reporting to national level: D[][]/M[][]/Y[][][][]

Why was the person tested for COVID-19 or investigation being conducted?

- Contact with confirmed case
- Surveillance
- Repatriation
- Presented at health facility
- Point of entry detection
- Other

Date of investigation:

D[][]/M[][]/Y[][][][]

Section 1: Patient information

- 1.1 Unique Case Identifier (used in county): _____
- 1.2 Full name: _____
- 1.3 Nationality: _____ Contact Phone Number: _____
- 1.4 Citizenship: _____ Email address: _____
- 1.5 Age: [][] in years
- 1.6 Sex: Male Female
- 1.7 Place where the case was diagnosed: Health Facility Household
- County: _____ Sub county: _____ Ward: _____
- 1.7.1 If health facility, name of health facility: _____
- 1.7.2 Patient usual place of residence (village/estate): _____

Section 2: Clinical information

Patient clinical course

- 2.1 Date of onset of symptoms: D [][]/M [][]/Y [][][][]
- Asymptomatic Unknown
- 2.2 Admission to hospital: No Yes Unknown
- 2.2.1 If yes, first date of admission to hospital:
D[][]/M[][]/Y[][][][]
- 2.2.2 Name of hospital: _____
- 2.2.3 Patient taken to isolation No Yes Unknown

If yes, date of isolation: D [] []/M [] []/Y [] [] [] []

2.2.4 Patient admitted to ICU No Yes Unknown

2.2.5 Was the patient ventilated: No Yes Unknown

2.3 Health status at time of reporting:

Stable Severely ill Dead Unknown

2.3.1 Outcome Still in hospital Discharged Death

2.3.2 Date of outcome (discharged, death) if applicable:

D [] []/M [] []/Y [] [] [] []

2.4 Patient symptoms (check all reported symptoms):

- | | | |
|--|---|--|
| <input type="checkbox"/> History of fever / chills | <input type="checkbox"/> Shortness of breath | <input type="checkbox"/> Pain (check all that apply) |
| <input type="checkbox"/> General weakness | <input type="checkbox"/> Diarrhea | () Muscular () Chest |
| <input type="checkbox"/> Cough | <input type="checkbox"/> Nausea/vomiting | () Abdominal () Joint |
| <input type="checkbox"/> Sore throat | <input type="checkbox"/> Headache | |
| <input type="checkbox"/> Runny nose | <input type="checkbox"/> Irritability/Confusion | |
| <input type="checkbox"/> Other, specify: _____ | | |

Have the symptoms resolved? Yes No Unknown

If Yes, Date of symptom resolution _____ Unknown

Patient signs:

2.5 Temperature _____ °C

2.6 Check all observed signs:

- | | | |
|---|---|---|
| <input type="checkbox"/> Pharyngeal exudate | <input type="checkbox"/> Coma | <input type="checkbox"/> Abnormal lung X-Ray findings |
| <input type="checkbox"/> Conjunctival injection | <input type="checkbox"/> Dyspnea / tachypnea | |
| <input type="checkbox"/> Seizure | <input type="checkbox"/> Abnormal lung auscultation | |
| <input type="checkbox"/> Other, specify: _____ | | |

2.7 Underlying conditions and comorbidity (check all that apply):

- | | |
|---|--|
| <input type="checkbox"/> Pregnancy (trimester: _____) | <input type="checkbox"/> Post-partum (< 6 weeks) |
| <input type="checkbox"/> Cardiovascular disease, including hypertension | <input type="checkbox"/> Immunodeficiency, including HIV |
| <input type="checkbox"/> Diabetes | <input type="checkbox"/> Renal disease |
| <input type="checkbox"/> Liver disease | <input type="checkbox"/> Chronic lung disease |
| <input type="checkbox"/> Chronic neurological or neuromuscular disease | <input type="checkbox"/> Malignancy |
| <input type="checkbox"/> Smoking (current or former smoker) | |
| <input type="checkbox"/> Other, specify: _____ | |

Section 3: Exposure and travel information in the 14 days prior to symptom onset (prior to reporting if asymptomatic)

3.1 Occupation: (tick any that apply)

- | | |
|---|--|
| <input type="checkbox"/> Student | <input type="checkbox"/> Health care worker, Cadre _____ |
| <input type="checkbox"/> Working with animals | <input type="checkbox"/> Health laboratory worker <input type="checkbox"/> Other, specify: _____ |

3.2 Has the patient travelled in the 14 days prior to symptom onset? No Yes Unknown

If yes, please specify the places the patient travelled:

- 1 Country _____ City _____ Date _____
 2 _____
- 3.3 Has the patient **visited any health care facility(s)** in the 14 days prior to symptom onset?
 No Yes Unknown
- 3.4 Has the patient had **close contact**¹ with a person with acute respiratory infection in the 14 days prior to symptom onset?
 No Yes Unknown
 If yes, contact setting (check all that apply):
 Health care setting Family setting Workplace Unknown
 Other, specify: _____
- 3.5 Has the patient had contact with a **probable or confirmed case** in the 14 days prior to symptom onset?
 No Yes Unknown
 If yes, please list unique case identifiers of all probable or confirmed cases:
 Case 1 identifier: _____ Case 2 identifier: _____ Case 3 identifier: _____
 If yes, contact setting (check all that apply):
 Health care setting Family setting Workplace Unknown Other, specify: _____
 If yes, location/city/country for exposure: _____

Section 4: Laboratory Information

Specimen collection (To be completed by the health facility)

- 4.1 Was specimen collected? 1=Yes 2=No
 If no, why?

- 4.2 Date(s) of specimen collection: D[][]/M[][]/Y[][][][]
- 4.3 Specimen type: NP Swab OP Swab Serum Sputum Tracheal Aspirate
 Other (specify): _____
- 4.4 Date specimen sent to the lab: D[][]/M[][]/Y[][][][]
 (To be completed by the confirming lab)
- 4.5 Date specimen received in the lab: D[][]/M[][]/Y[][][][]
 Time[][]-[][]
- 4.6 Name of confirming lab: _____
- 4.7 Please specify which assay was used: _____
- 4.8 Preliminary lab results: _____
- 4.9 Has sequencing been done? Yes No Unknown
- 4.10 Date of laboratory confirmation: D[][]/M[][]/Y[][][][]

¹ 'Close contact' is defined as: 1. Health care associated exposure, including providing direct care for COVID-19 patients, working with health care workers infected with novel coronavirus, visiting patients or staying in the same close environment of a COVID-19 patient. 2. Working together in close proximity or sharing the same classroom environment with a with COVID-19 patient. 3. Traveling together with COVID-19 patient in any kind of conveyance. 4. Living in the same household as a COVID-19 patient.

Supplementary Form 2



MINISTRY OF HEALTH

Version 2.0

COVID – 19 Laboratory Request Form

Site Name/Facility _____	Contact Person _____	Phone# _____	Date of Dispatch _____
Email Address _____	County _____	Sub-County _____	
Date Sample Received _____	Shipment Temp. Max _____	Min _____	Ambient _____
Collected By: _____		Date of Sample Collection _____	

#	Case ID/	Type of Test Initial/ Repeat	Sample No	Full Name	ID PP No	Temp	Age	Sex M/F	Phone No.	Occupation	Nationality	County Residence	Sub-County Of Residence	Village/ Estate	Contact With case	Date Symptom Onset	Symptoms (Cough, Fever, DIB etc)	Type of Sample(OP/NP/ Blood)
1																		
2																		
3																		
4																		
5																		
6																		
7																		

References

1. Northern Corridor Transit and Transport Coordination Authority. *Northern Corridor Roads Network*. [cited 2020 December 17]; Available from: <http://www.ttcanc.org/maps.php>