

Study

BETA

BETA

95%-CI

rs10218452 (G), P=3.97e-05

IHGC2016 MA

deCODE MA

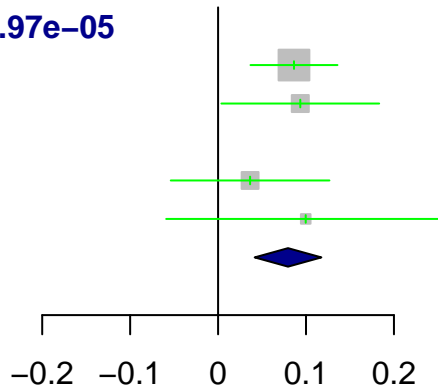
DBDS MA

UKBB MA

LUMINA MA

Fixed effect model

$I^2 = 0\%$



Study

BETA

BETA

95%-CI

rs10128028 (T), P=0.010051

IHGC2016 MA

deCODE MA

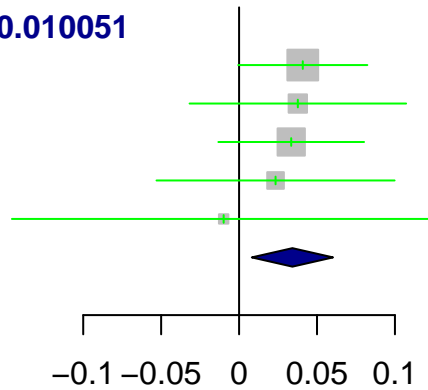
DBDS MA

UKBB MA

LUMINA MA

Fixed effect model

$I^2 = 0\%$



0.04 [0.00; 0.08]

0.04 [-0.03; 0.11]

0.03 [-0.01; 0.08]

0.02 [-0.05; 0.10]

-0.01 [-0.15; 0.13]

0.03 [0.01; 0.06]

Study

BETA

BETA

95%-CI

rs12057629 (C), P=0.031506

IHGC2016 MA

deCODE MA

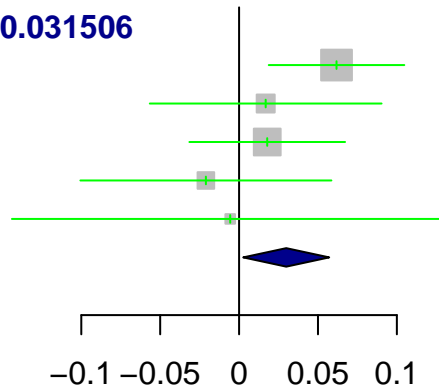
DBDS MA

UKBB MA

LUMINA MA

Fixed effect model

$I^2 = 7\%$



0.06 [0.02; 0.10]

0.02 [-0.06; 0.09]

0.02 [-0.03; 0.07]

-0.02 [-0.10; 0.06]

-0.01 [-0.14; 0.13]

0.03 [0.00; 0.06]

Study

BETA

BETA

95%-CI

rs28739509 (C), P=0.056036

IHGC2016 MA

deCODE MA

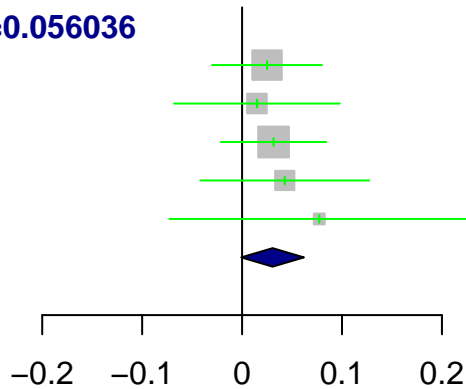
DBDS MA

UKBB MA

LUMINA MA

Fixed effect model

$I^2 = 0\%$



Study

BETA

BETA

95%-CI

rs1472662 (T), P=0.014478

IHGC2016 MA

deCODE MA

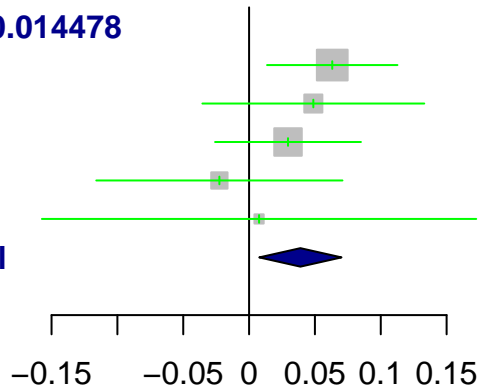
DBDS MA

UKBB MA

LUMINA MA

Fixed effect model

$I^2 = 0\%$



Study

BETA

BETA

95%-CI

rs11578492 (C), P=0.231114

IHGC2016 MA

deCODE MA

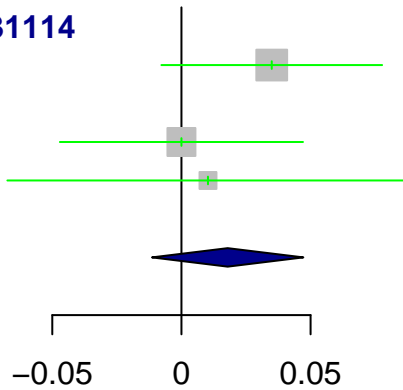
DBDS MA

UKBB MA

LUMINA MA

Fixed effect model

$I^2 = 0\%$



Study

BETA

BETA

95%-CI

rs7511672 (G), P=0.305997

IHGC2016 MA

deCODE MA

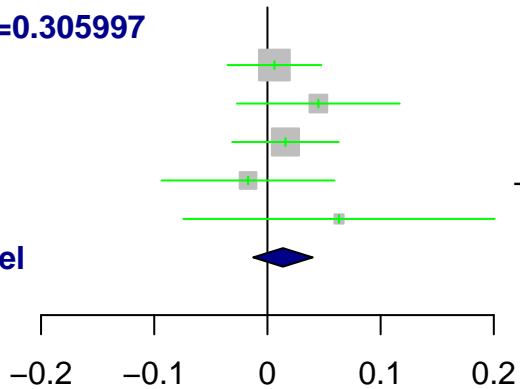
DBDS MA

UKBB MA

LUMINA MA

Fixed effect model

$I^2 = 0\%$



Study

BETA

BETA

95%-CI

rs56019088 (I), P=0.817628

IHGC2016 MA

deCODE MA

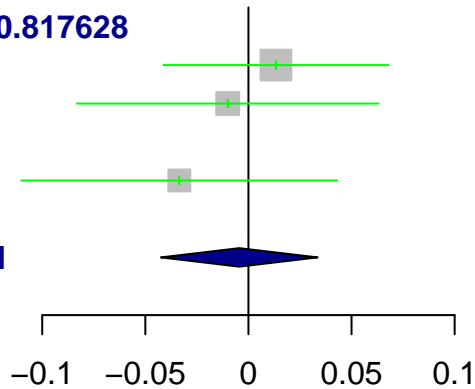
DBDS MA

UKBB MA

LUMINA MA

Fixed effect model

$I^2 = 0\%$



Study

BETA

BETA

95%-CI

rs11165300 (G), P=0.042828

IHGC2016 MA

deCODE MA

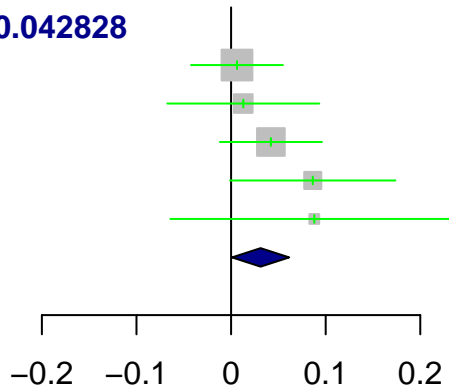
DBDS MA

UKBB MA

LUMINA MA

Fixed effect model

$I^2 = 0\%$



Study

BETA

BETA

95%-CI

rs2078371 (C), P=0.011286

IHGC2016 MA

deCODE MA

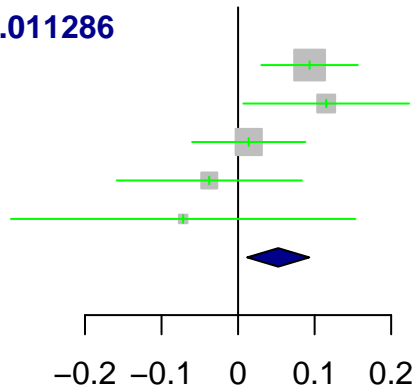
DBDS MA

UKBB MA

LUMINA MA

Fixed effect model

$I^2 = 45\%$



0.09 [0.03; 0.16]

0.12 [0.01; 0.22]

0.01 [-0.06; 0.09]

-0.04 [-0.16; 0.08]

-0.07 [-0.30; 0.15]

0.05 [0.01; 0.09]

Study

BETA

BETA

95%-CI

rs6693567 (C), P=0.37565

IHGC2016 MA

deCODE MA

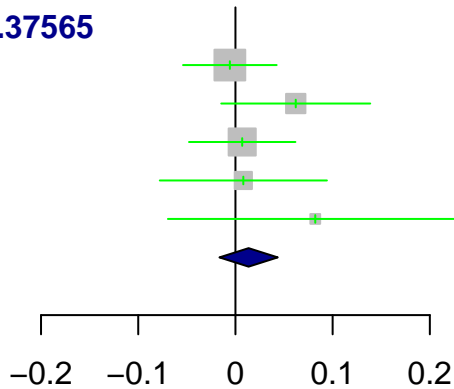
DBDS MA

UKBB MA

LUMINA MA

Fixed effect model

$I^2 = 0\%$



Study

BETA

BETA

95%-CI

rs2274319 (T), P=0.000802

IHGC2016 MA

deCODE MA

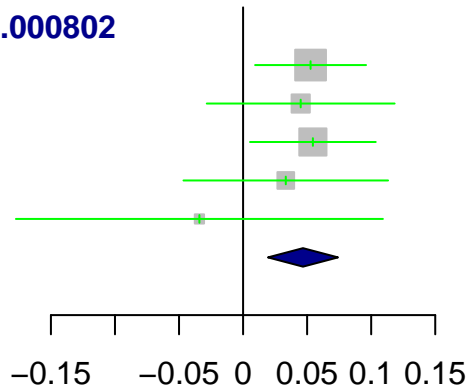
DBDS MA

UKBB MA

LUMINA MA

Fixed effect model

$I^2 = 0\%$



Study

BETA

BETA

95%-CI

rs11487328 (G), P=0.013317

IHGC2016 MA

deCODE MA

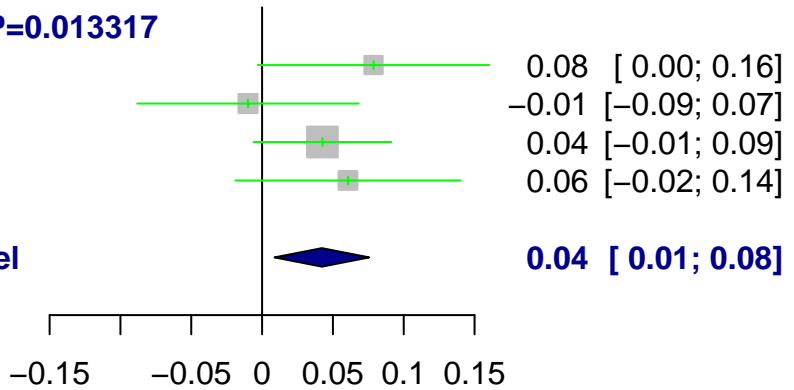
DBDS MA

UKBB MA

LUMINA MA

Fixed effect model

$I^2 = 0\%$



Study

BETA

BETA

95%-CI

rs6668908 (G), P=0.293863

IHGC2016 MA

deCODE MA

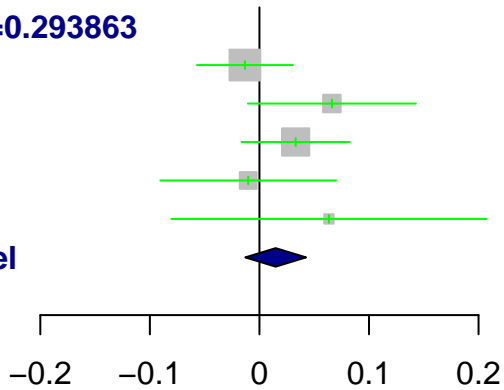
DBDS MA

UKBB MA

LUMINA MA

Fixed effect model

$I^2 = 14\%$



Study

BETA

BETA

95%-CI

rs56140113 (C), P=0.003938

IHGC2016 MA

deCODE MA

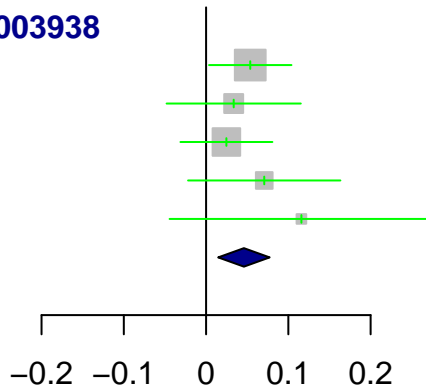
DBDS MA

UKBB MA

LUMINA MA

Fixed effect model

$I^2 = 0\%$



Study

BETA

BETA

95%-CI

rs72764846 (G), P=0.374471

IHGC2016 MA

deCODE MA

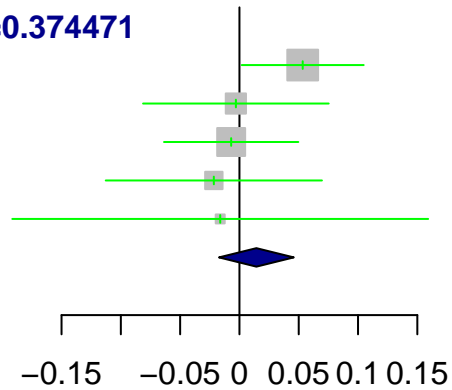
DBDS MA

UKBB MA

LUMINA MA

Fixed effect model

$I^2 = 0\%$



0.05 [0.00; 0.10]

-0.00 [-0.08; 0.08]

-0.01 [-0.06; 0.05]

-0.02 [-0.11; 0.07]

-0.02 [-0.19; 0.16]

0.01 [-0.02; 0.05]

Study

BETA

BETA

95%-CI

rs12712881 (A), P=0.255549

IHG2016 MA

deCODE MA

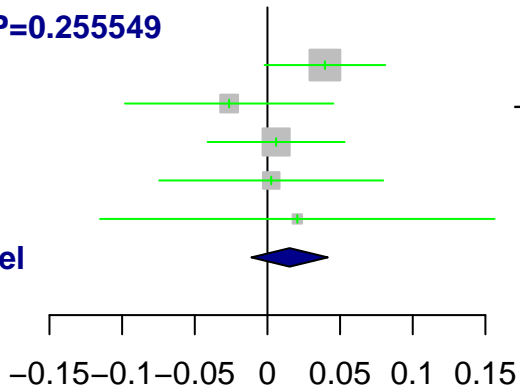
DBDS MA

UKBB MA

LUMINA MA

Fixed effect model

$I^2 = 0\%$



Study

BETA

BETA

95%-CI

rs4907224 (A), P=0.002066

IHGC2016 MA

deCODE MA

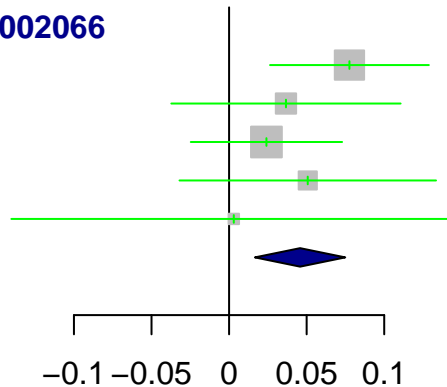
DBDS MA

UKBB MA

LUMINA MA

Fixed effect model

$I^2 = 0\%$



Study

BETA

BETA

95%-CI

rs7564469 (C), P=0.00167

IHGC2016 MA

deCODE MA

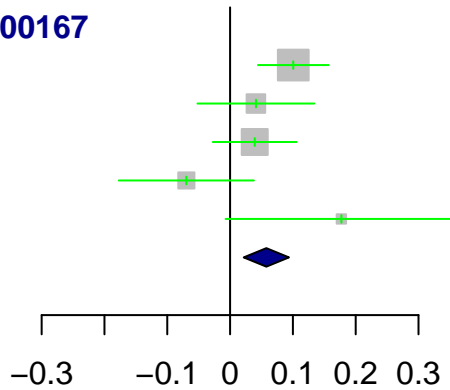
DBDS MA

UKBB MA

LUMINA MA

Fixed effect model

$I^2 = 59\%$



0.10 [0.04; 0.16]

0.04 [-0.05; 0.13]

0.04 [-0.03; 0.11]

-0.07 [-0.18; 0.04]

0.18 [-0.01; 0.36]

0.06 [0.02; 0.09]

Study

BETA

BETA

95%-CI

rs895219 (C), P=0.007092

IHGC2016 MA

deCODE MA

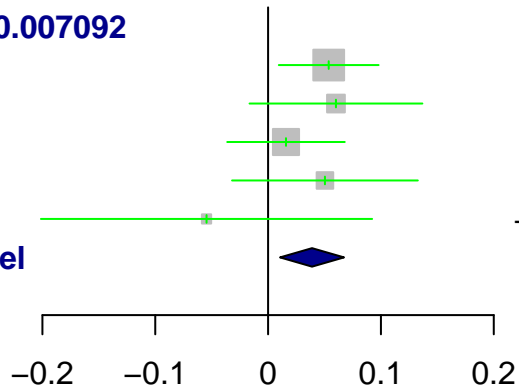
DBDS MA

UKBB MA

LUMINA MA

Fixed effect model

$I^2 = 0\%$



Study

BETA

BETA

95%-CI

rs843215 (G), P=0.036867

IHGC2016 MA

deCODE MA

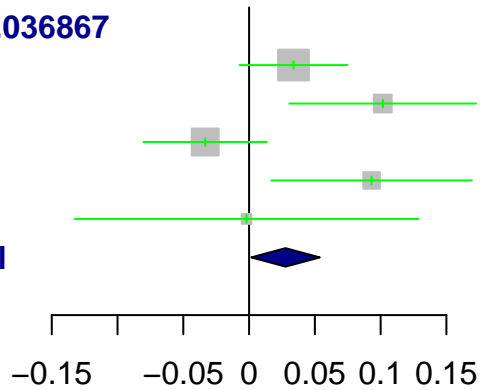
DBDS MA

UKBB MA

LUMINA MA

Fixed effect model

$I^2 = 71\%$



Study

BETA

BETA

95%-CI

rs4668251 (G), P=0.426211

IHGC2016 MA

deCODE MA

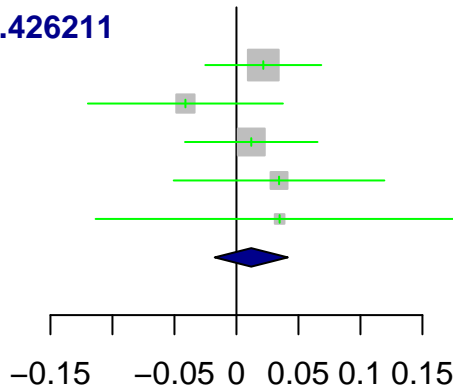
DBDS MA

UKBB MA

LUMINA MA

Fixed effect model

$I^2 = 0\%$



Study

BETA

BETA

95%-CI

rs72923449 (C), P=0.064591

IHGC2016 MA

0.15 [0.03; 0.26]

deCODE MA

-0.04 [-0.26; 0.19]

DBDS MA

UKBB MA

0.13 [-0.05; 0.32]

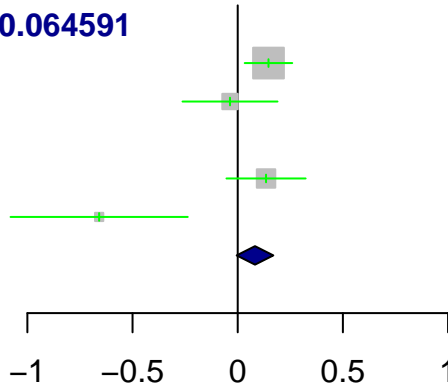
LUMINA MA

-0.66 [-1.08; -0.24]

Fixed effect model

0.08 [0.00; 0.17]

$I^2 = 79\%$



Study

BETA

BETA

95%-CI

rs138556413 (C), P=0.013752

IHGC2016 MA

deCODE MA

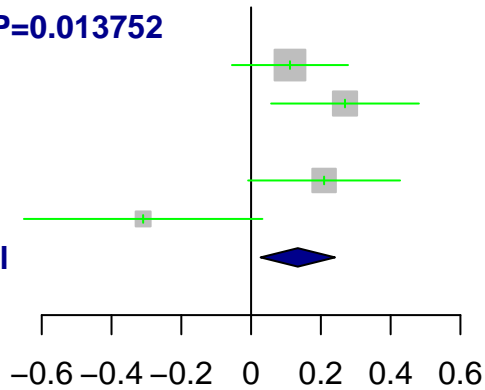
DBDS MA

UKBB MA

LUMINA MA

Fixed effect model

$I^2 = 65\%$



Study

BETA

BETA

95%-CI

rs10166942 (T), P=3.34e-07

IHGC2016 MA

deCODE MA

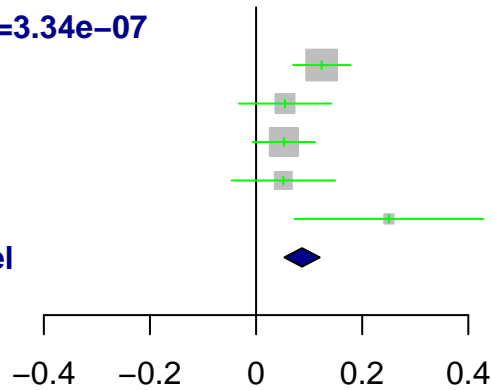
DBDS MA

UKBB MA

LUMINA MA

Fixed effect model

$I^2 = 46\%$



Study

BETA

BETA

95%-CI

rs7371912 (A), P=1.56e-05

IHGC2016 MA

deCODE MA

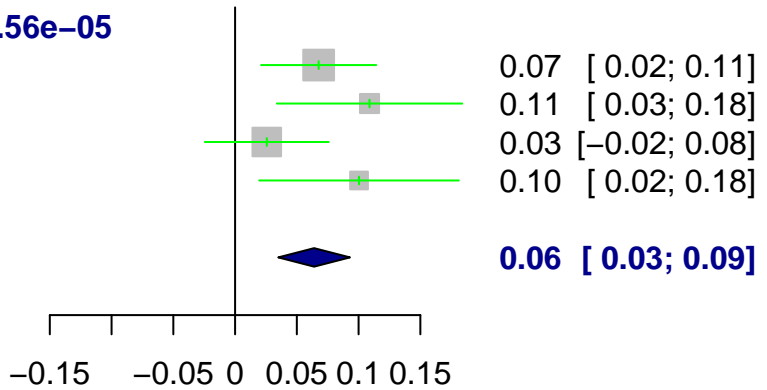
DBDS MA

UKBB MA

LUMINA MA

Fixed effect model

$I^2 = 32\%$



Study

BETA

BETA

95%-CI

rs7618883 (T), P=0.035651

IHGC2016 MA

deCODE MA

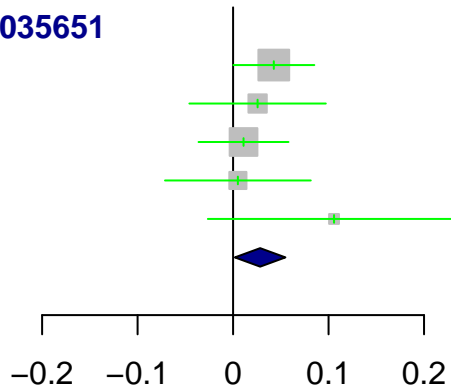
DBDS MA

UKBB MA

LUMINA MA

Fixed effect model

$I^2 = 0\%$



Study

BETA

BETA

95%-CI

rs950570 (T), P=4.77e-05

IHGC2016 MA

deCODE MA

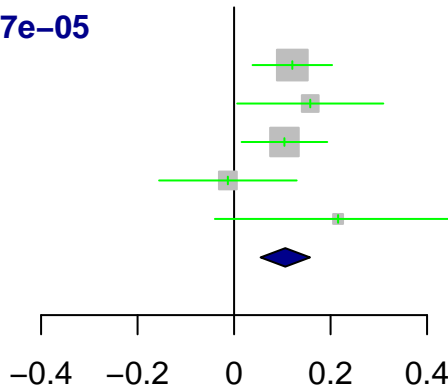
DBDS MA

UKBB MA

LUMINA MA

Fixed effect model

$I^2 = 0\%$



Study

BETA

BETA

95%-CI

rs73138150 (T), P=0.48078

IHGC2016 MA

deCODE MA

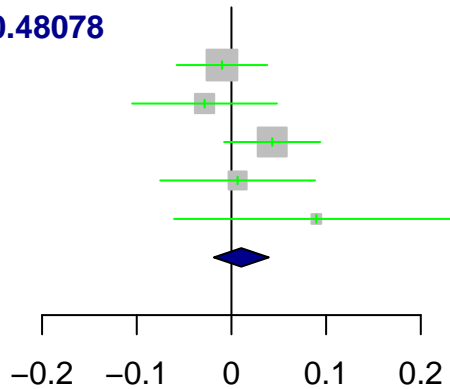
DBDS MA

UKBB MA

LUMINA MA

Fixed effect model

$I^2 = 8\%$



Study

BETA

BETA

95%-CI

rs6795209 (A), P=0.061285

IHGC2016 MA

deCODE MA

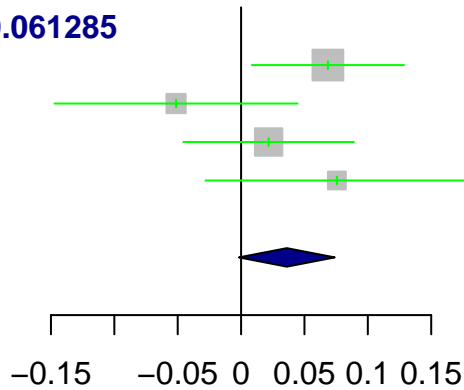
DBDS MA

UKBB MA

LUMINA MA

Fixed effect model

$I^2 = 40\%$



Study

BETA

BETA

95%-CI

rs1499963 (C), P=0.020678

IHGC2016 MA

deCODE MA

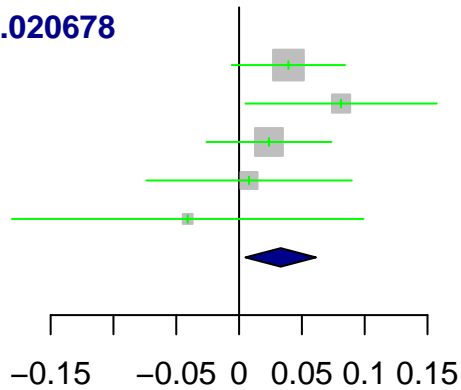
DBDS MA

UKBB MA

LUMINA MA

Fixed effect model

$I^2 = 0\%$



Study

BETA

BETA

95%-CI

rs13078967 (A), P=0.023652

IHGC2016 MA

deCODE MA

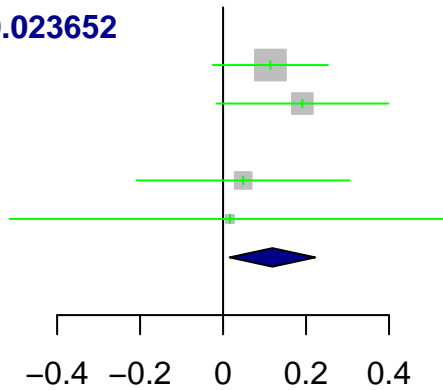
DBDS MA

UKBB MA

LUMINA MA

Fixed effect model

$I^2 = 0\%$



0.11 [-0.02; 0.25]

0.19 [-0.02; 0.40]

0.05 [-0.21; 0.31]

0.02 [-0.51; 0.55]

0.12 [0.02; 0.22]

-0.4 -0.2 0 0.2 0.4

Study

BETA

BETA

95%-CI

rs73805934 (G), P=0.00375

IHGC2016 MA

deCODE MA

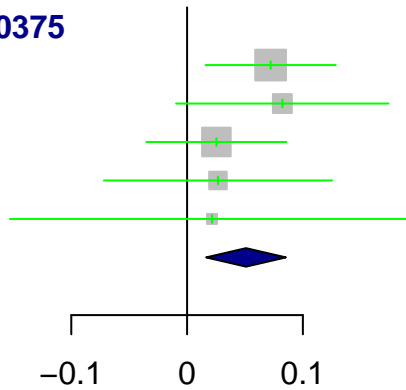
DBDS MA

UKBB MA

LUMINA MA

Fixed effect model

$I^2 = 0\%$



Study

BETA

BETA

95%-CI

rs7684253 (T), P=0.585441

IHGC2016 MA

deCODE MA

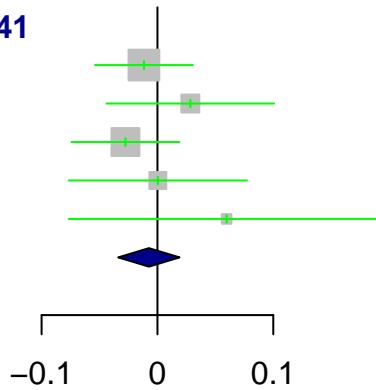
DBDS MA

UKBB MA

LUMINA MA

Fixed effect model

$I^2 = 0\%$



Study

BETA

BETA

95%-CI

rs42854 (G), P=0.008156

IHGC2016 MA

deCODE MA

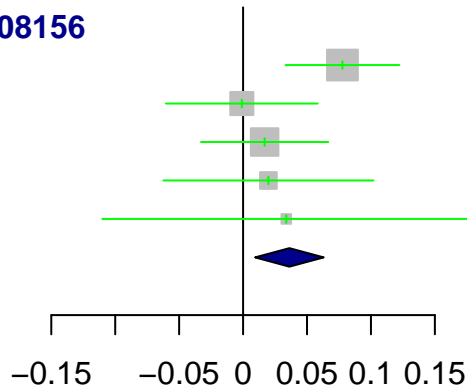
DBDS MA

UKBB MA

LUMINA MA

Fixed effect model

$I^2 = 28\%$



Study

BETA

BETA

95%-CI

rs12653216 (T), P=0.009285

IHGC2016 MA

deCODE MA

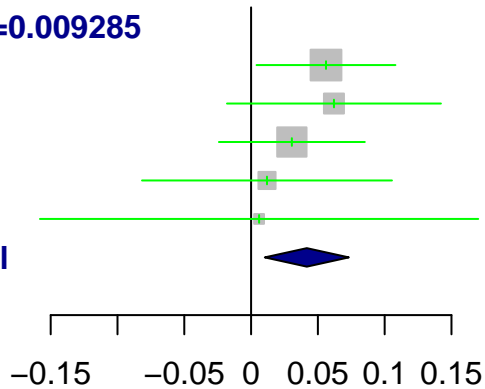
DBDS MA

UKBB MA

LUMINA MA

Fixed effect model

$I^2 = 0\%$



Study

BETA

BETA

95%-CI

rs11957829 (G), P=0.094686

IHGC2016 MA

deCODE MA

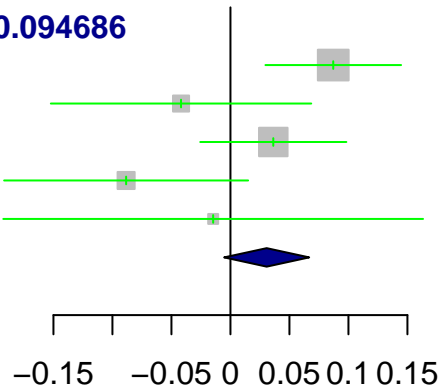
DBDS MA

UKBB MA

LUMINA MA

Fixed effect model

$I^2 = 63\%$



Study

BETA

BETA

95%-CI

rs246326 (T), P=0.029623

IHGC2016 MA

deCODE MA

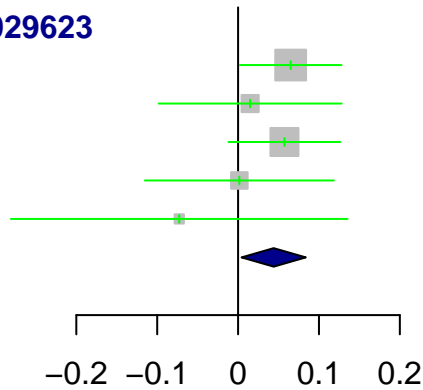
DBDS MA

UKBB MA

LUMINA MA

Fixed effect model

$I^2 = 0\%$



0.07 [0.00; 0.13]

0.01 [-0.10; 0.13]

0.06 [-0.01; 0.13]

0.00 [-0.12; 0.12]

-0.07 [-0.28; 0.14]

0.04 [0.00; 0.08]

Study

BETA

BETA

95%-CI

rs10038882 (T), P=0.048915

IHGC2016 MA

deCODE MA

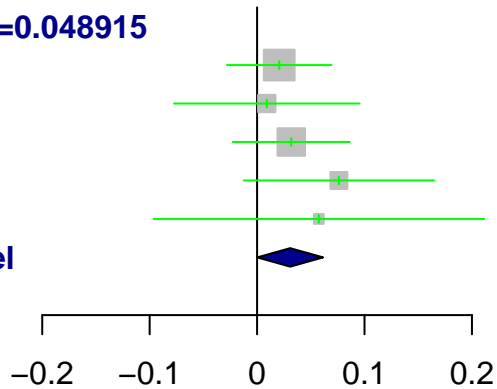
DBDS MA

UKBB MA

LUMINA MA

Fixed effect model

$I^2 = 0\%$



Study

BETA

BETA

95%-CI

rs4705403 (A), P=0.031459

IHGC2016 MA

deCODE MA

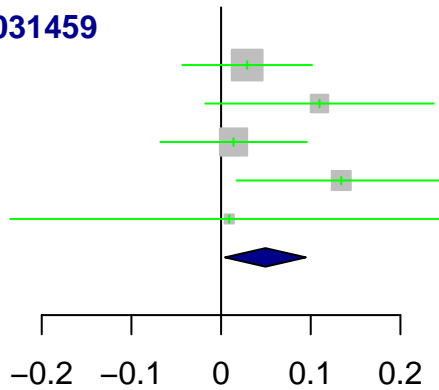
DBDS MA

UKBB MA

LUMINA MA

Fixed effect model

$I^2 = 0\%$



0.03 [-0.04; 0.10]

0.11 [-0.02; 0.24]

0.01 [-0.07; 0.10]

0.13 [0.02; 0.25]

0.01 [-0.24; 0.25]

0.05 [0.00; 0.09]

Study

BETA

BETA

95%-CI

rs6556059 (T), P=0.109729

IHGC2016 MA

deCODE MA

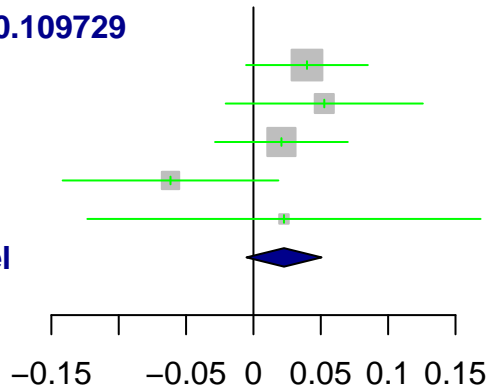
DBDS MA

UKBB MA

LUMINA MA

Fixed effect model

$I^2 = 27\%$



Study

BETA

BETA

95%-CI

rs10866704 (A), P=0.682467

IHGC2016 MA

deCODE MA

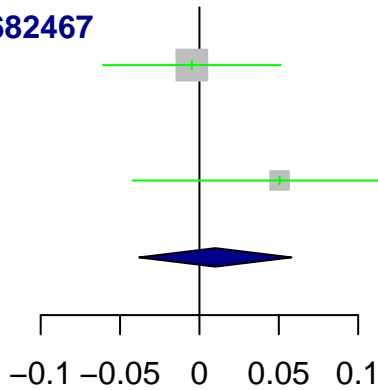
DBDS MA

UKBB MA

LUMINA MA

Fixed effect model

$I^2 = 0\%$



Study

BETA

BETA

95%-CI

rs9349379 (A), P=0.01846

IHGC2016 MA

deCODE MA

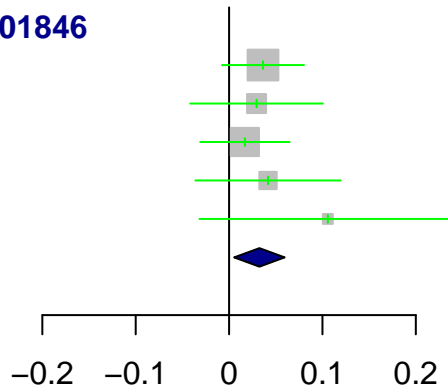
DBDS MA

UKBB MA

LUMINA MA

Fixed effect model

$I^2 = 0\%$



Study

BETA

BETA

95%-CI

rs9295536 (C), P=0.11049

IHGC2016 MA

deCODE MA

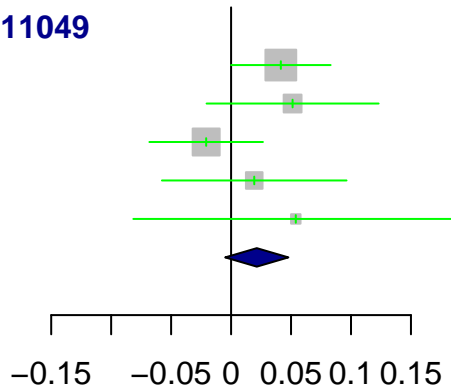
DBDS MA

UKBB MA

LUMINA MA

Fixed effect model

$I^2 = 17\%$



Study

BETA

BETA

95%-CI

rs9468830 (T), P=0.32157

IHGC2016 MA

deCODE MA

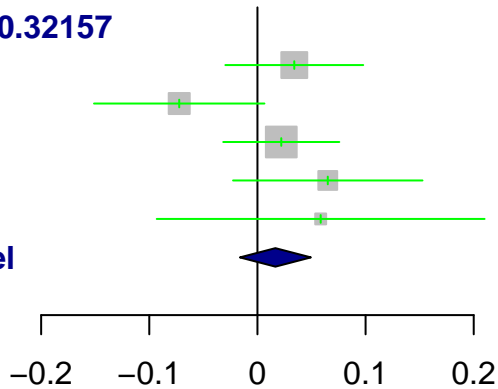
DBDS MA

UKBB MA

LUMINA MA

Fixed effect model

$I^2 = 40\%$



Study

BETA

BETA

95%-CI

rs74434374 (C), P=0.022879

IHGC2016 MA

deCODE MA

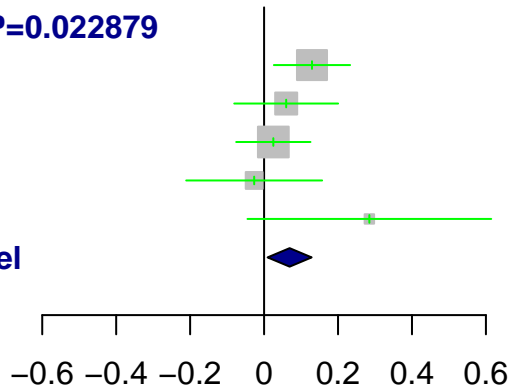
DBDS MA

UKBB MA

LUMINA MA

Fixed effect model

$I^2 = 16\%$



Study

BETA

BETA

95%-CI

rs10456100 (T), P=0.257897

IHG2016 MA

deCODE MA

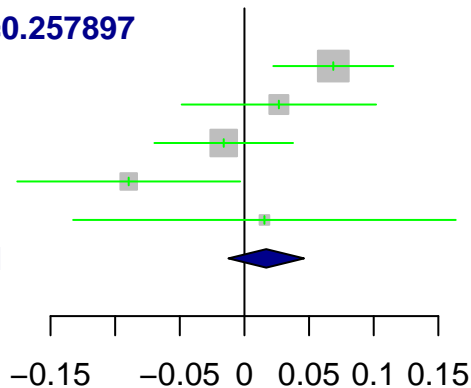
DBDS MA

UKBB MA

LUMINA MA

Fixed effect model

$I^2 = 67\%$



Study

BETA

BETA

95%-CI

rs34273564 (T), P=0.016364

IHGC2016 MA

deCODE MA

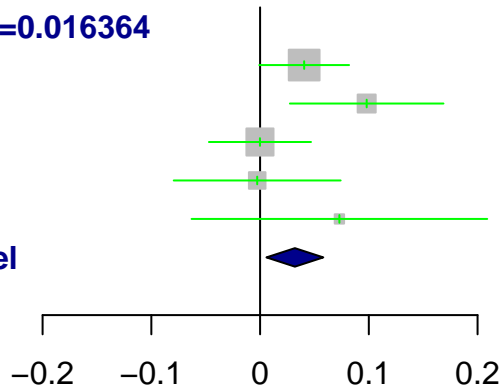
DBDS MA

UKBB MA

LUMINA MA

Fixed effect model

$I^2 = 38\%$



Study

BETA

BETA

95%-CI

rs11153082 (G), P=1.99e-10

IHGC2016 MA

deCODE MA

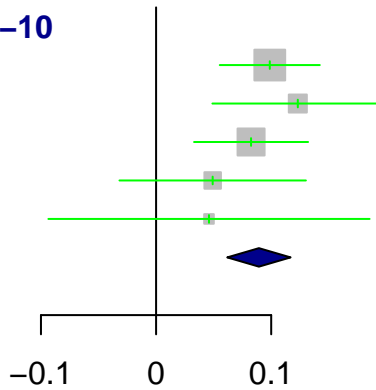
DBDS MA

UKBB MA

LUMINA MA

Fixed effect model

$I^2 = 0\%$



0.10 [0.06; 0.14]

0.12 [0.05; 0.20]

0.08 [0.03; 0.13]

0.05 [-0.03; 0.13]

0.05 [-0.09; 0.19]

0.09 [0.06; 0.12]

-0.1

0

0.1

Study

BETA

BETA

95%-CI

rs6568677 (A), P=0.616792

IHGC2016 MA

deCODE MA

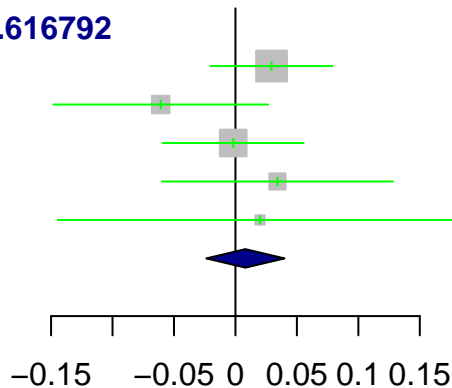
DBDS MA

UKBB MA

LUMINA MA

Fixed effect model

$I^2 = 0\%$



Study

BETA

BETA

95%-CI

rs28455731 (T), P=0.007284

IHGC2016 MA

deCODE MA

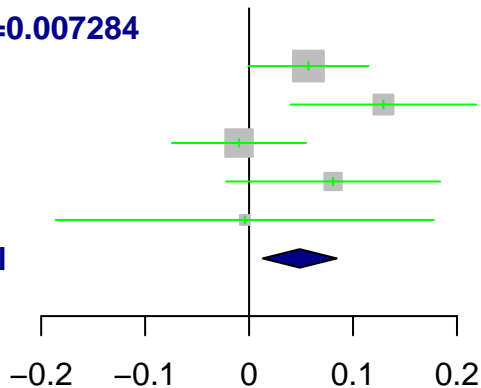
DBDS MA

UKBB MA

LUMINA MA

Fixed effect model

$I^2 = 43\%$



Study

BETA

BETA

95%-CI

rs9383843 (C), P=0.02693

IHGC2016 MA

deCODE MA

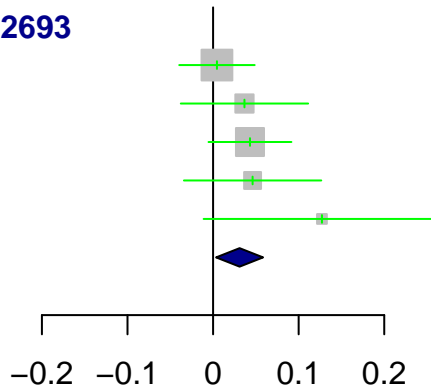
DBDS MA

UKBB MA

LUMINA MA

Fixed effect model

$I^2 = 0\%$



0.00 [-0.04; 0.05]

0.04 [-0.04; 0.11]

0.04 [-0.01; 0.09]

0.05 [-0.03; 0.13]

0.13 [-0.01; 0.27]

0.03 [0.00; 0.06]

Study

BETA

BETA

95%-CI

rs10234636 (T), P=3.38e-05

IHGC2016 MA

deCODE MA

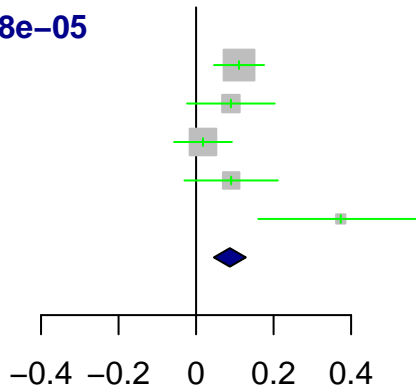
DBDS MA

UKBB MA

LUMINA MA

Fixed effect model

$I^2 = 63\%$



Study

BETA

BETA

95%-CI

rs13235543 (C), P=0.477232

IHGC2016 MA

deCODE MA

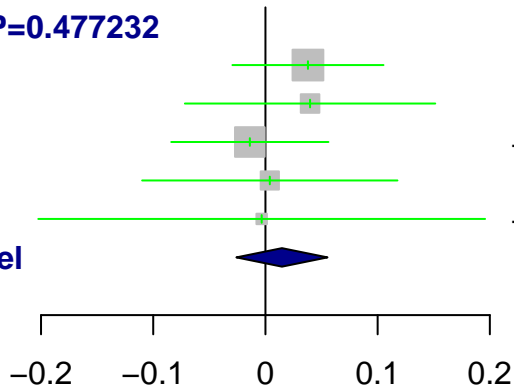
DBDS MA

UKBB MA

LUMINA MA

Fixed effect model

$I^2 = 0\%$



Study

BETA

BETA

95%-CI

rs56067931 (C), P=0.063491

IHGC2016 MA

deCODE MA

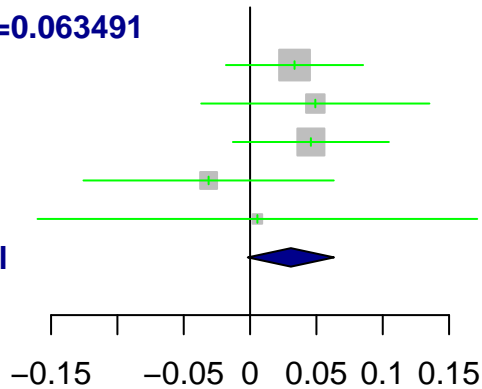
DBDS MA

UKBB MA

LUMINA MA

Fixed effect model

$I^2 = 0\%$



Study

BETA

BETA

95%-CI

rs11782789 (A), P=0.033214

IHGC2016 MA

deCODE MA

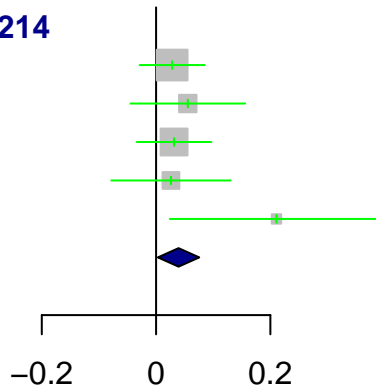
DBDS MA

UKBB MA

LUMINA MA

Fixed effect model

$I^2 = 0\%$



Study

BETA

BETA

95%-CI

rs4739105 (T), P=0.634848

IHGC2016 MA

deCODE MA

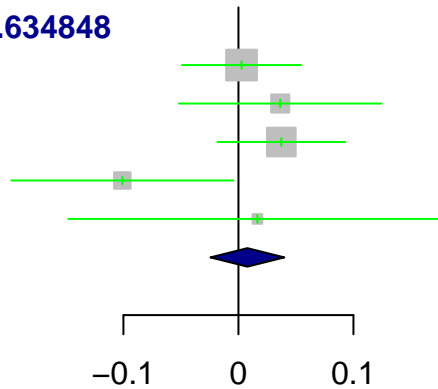
DBDS MA

UKBB MA

LUMINA MA

Fixed effect model

$I^2 = 38\%$



Study

BETA

BETA

95%-CI

rs580845 (A), P=0.03106

IHGC2016 MA

deCODE MA

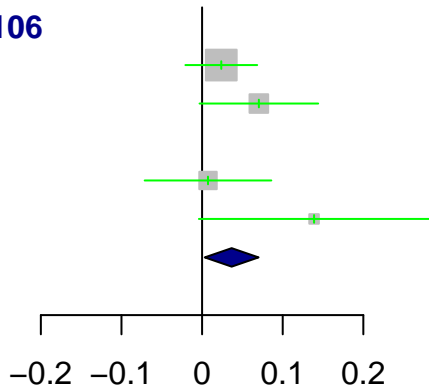
DBDS MA

UKBB MA

LUMINA MA

Fixed effect model

$I^2 = 17\%$



Study

BETA

BETA

95%-CI

rs10156578 (C), P=0.468665

IHGC2016 MA

deCODE MA

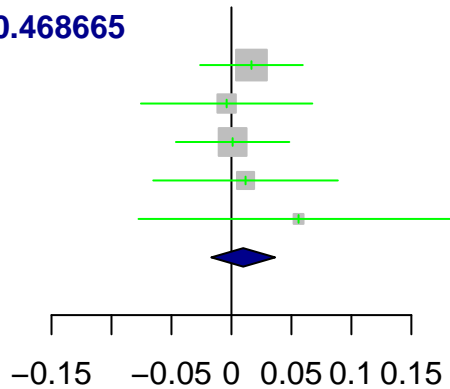
DBDS MA

UKBB MA

LUMINA MA

Fixed effect model

$I^2 = 0\%$



Study

BETA

BETA

95%-CI

rs7034179 (T), P=0.012161

IHGC2016 MA

deCODE MA

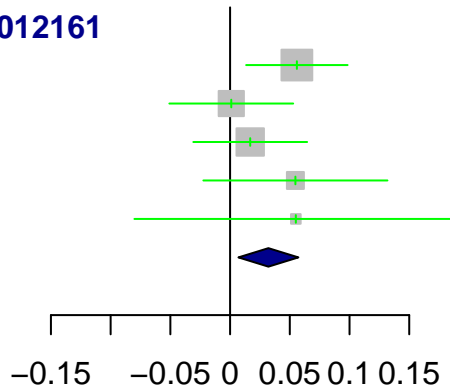
DBDS MA

UKBB MA

LUMINA MA

Fixed effect model

$I^2 = 0\%$



Study

BETA

BETA

95%-CI

rs17723637 (G), P=0.202113

IHG2016 MA

deCODE MA

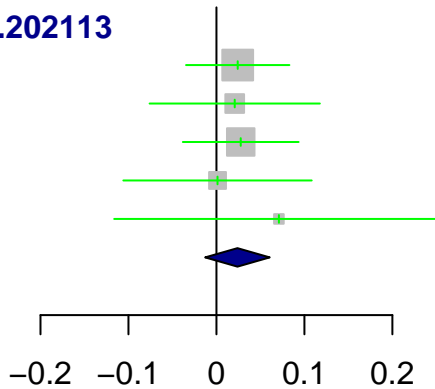
DBDS MA

UKBB MA

LUMINA MA

Fixed effect model

$I^2 = 0\%$



Study

BETA

BETA

95%-CI

rs3891689 (C), P=0.002456

IHGC2016 MA

deCODE MA

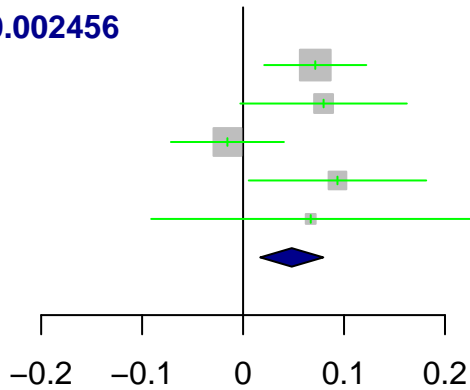
DBDS MA

UKBB MA

LUMINA MA

Fixed effect model

$I^2 = 46\%$



0.07 [0.02; 0.12]

0.08 [0.00; 0.16]

-0.02 [-0.07; 0.04]

0.09 [0.01; 0.18]

0.07 [-0.09; 0.23]

0.05 [0.02; 0.08]

Study

BETA

BETA

95%-CI

rs4278223 (T), P=0.79585

IHGC2016 MA

deCODE MA

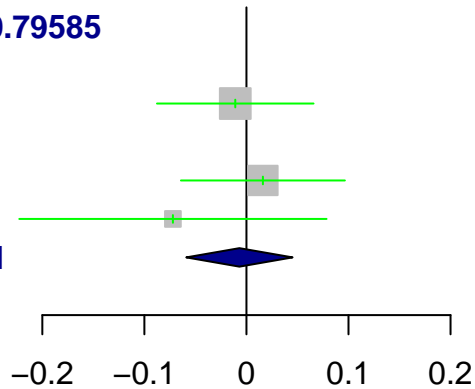
DBDS MA

UKBB MA

LUMINA MA

Fixed effect model

$I^2 = 0\%$



Study

BETA

BETA

95%-CI

rs7916911 (T), P=0.127629

IHGC2016 MA

deCODE MA

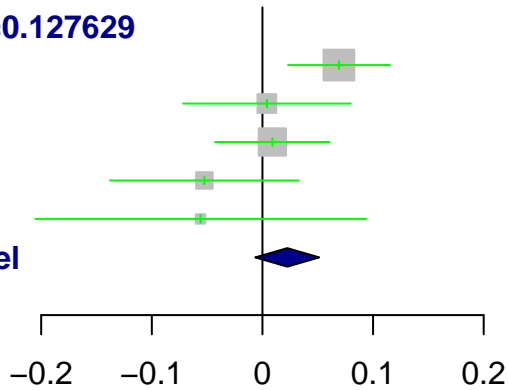
DBDS MA

UKBB MA

LUMINA MA

Fixed effect model

$I^2 = 53\%$



Study

BETA

BETA

95%-CI

rs10828247 (G), P=0.050104

IHGC2016 MA

deCODE MA

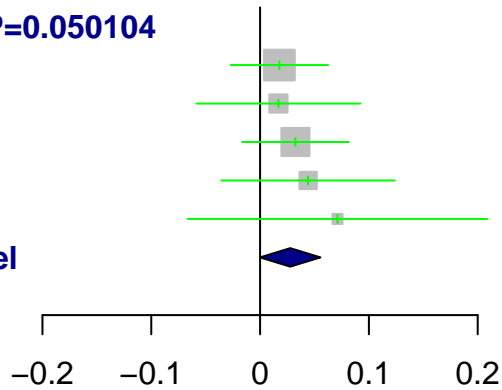
DBDS MA

UKBB MA

LUMINA MA

Fixed effect model

$I^2 = 0\%$



Study

BETA

BETA

95%-CI

rs2274224 (G), P=4.57e-05

IHGC2016 MA

deCODE MA

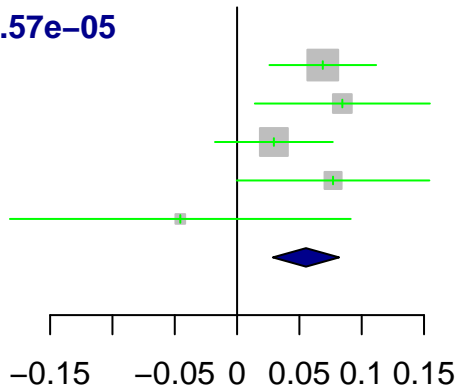
DBDS MA

UKBB MA

LUMINA MA

Fixed effect model

$I^2 = 13\%$



Study

BETA

BETA

95%-CI

rs12260159 (G), P=0.16034

IHGC2016 MA

deCODE MA

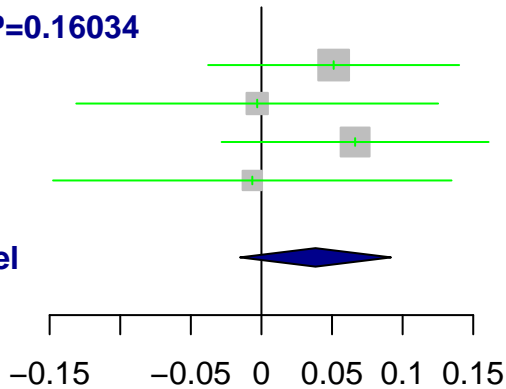
DBDS MA

UKBB MA

LUMINA MA

Fixed effect model

$I^2 = 0\%$



Study

BETA

BETA

95%-CI

rs12260436 (C), P=0.000374

IHGC2016 MA

deCODE MA

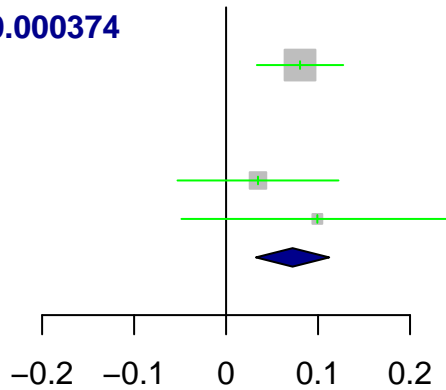
DBDS MA

UKBB MA

LUMINA MA

Fixed effect model

$I^2 = 0\%$



Study

BETA

BETA

95%-CI

rs869432 (A), P=0.281249

IHGC2016 MA

deCODE MA

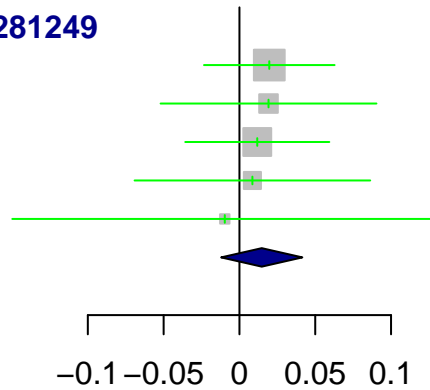
DBDS MA

UKBB MA

LUMINA MA

Fixed effect model

$I^2 = 0\%$



0.02 [-0.02; 0.06]

0.02 [-0.05; 0.09]

0.01 [-0.04; 0.06]

0.01 [-0.07; 0.09]

-0.01 [-0.15; 0.13]

0.01 [-0.01; 0.04]

-0.1 -0.05 0 0.05 0.1

Study

BETA

BETA

95%-CI

rs2672592 (T), P=0.252308

IHGC2016 MA

deCODE MA

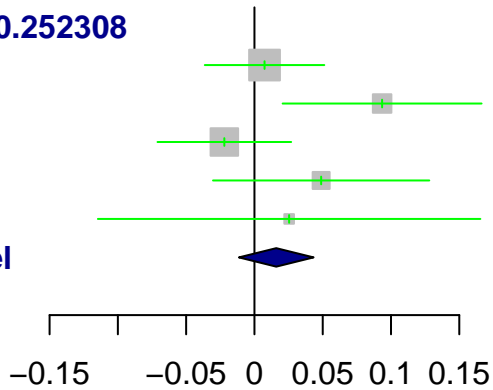
DBDS MA

UKBB MA

LUMINA MA

Fixed effect model

$I^2 = 47\%$



Study

BETA

BETA

95%-CI

rs11248546 (C), P=0.068498

IHGC2016 MA

deCODE MA

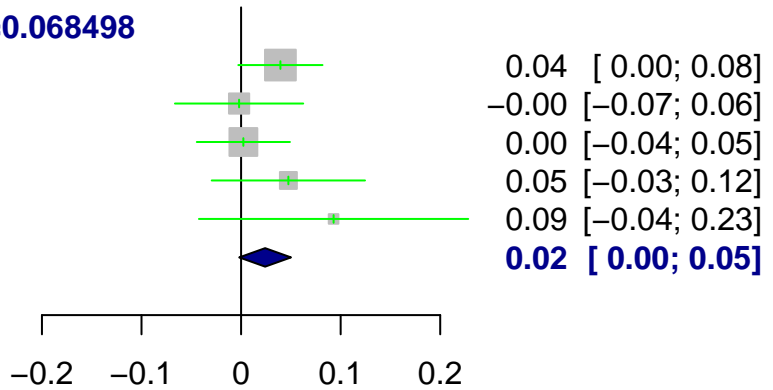
DBDS MA

UKBB MA

LUMINA MA

Fixed effect model

$I^2 = 0\%$



Study

BETA

BETA

95%-CI

rs200314499 (D), P=0.277931

IHGC2016 MA

deCODE MA

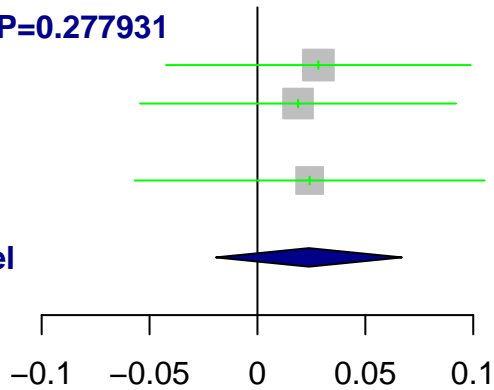
DBDS MA

UKBB MA

LUMINA MA

Fixed effect model

$I^2 = 0\%$



Study

BETA

BETA

95%-CI

rs12295710 (T), P=0.208036

IHGC2016 MA

deCODE MA

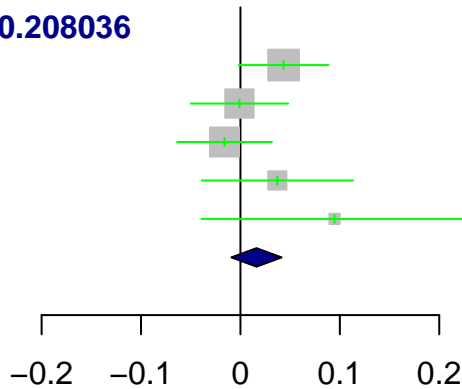
DBDS MA

UKBB MA

LUMINA MA

Fixed effect model

$I^2 = 23\%$



Study

BETA

BETA

95%-CI

rs4910165 (G), P=2.65e-06

IHGC2016 MA

deCODE MA

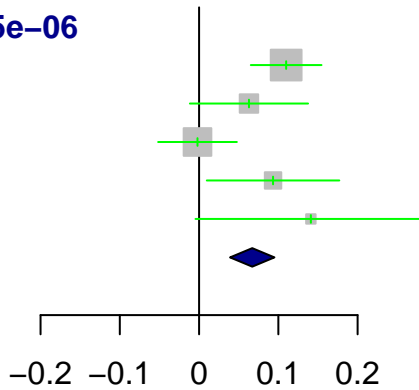
DBDS MA

UKBB MA

LUMINA MA

Fixed effect model

$I^2 = 68\%$



Study

BETA

BETA

95%-CI

rs1003194 (A), P=0.000793

IHGC2016 MA

deCODE MA

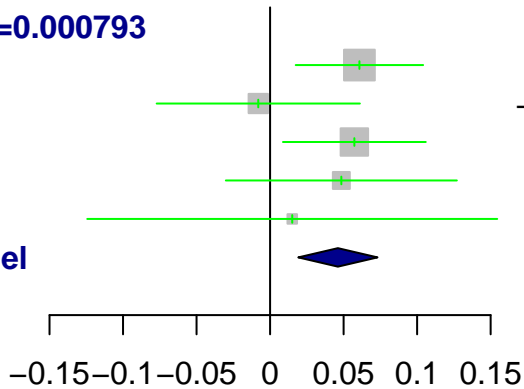
DBDS MA

UKBB MA

LUMINA MA

Fixed effect model

$I^2 = 0\%$



Study

BETA

BETA

95%-CI

rs11031122 (C), P=6.45e-09

IHGC2016 MA

deCODE MA

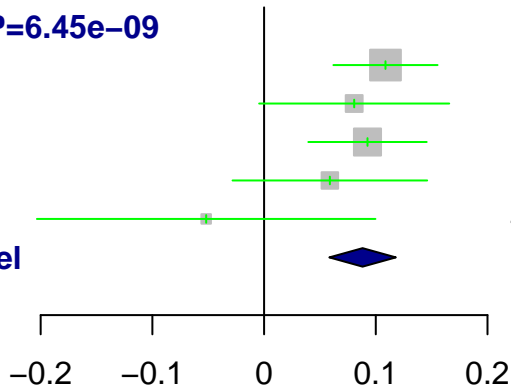
DBDS MA

UKBB MA

LUMINA MA

Fixed effect model

$I^2 = 11\%$



Study

BETA

BETA

95%-CI

rs7932866 (A), P=0.000257

IHGC2016 MA

deCODE MA

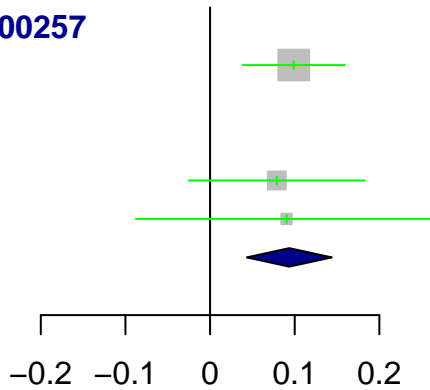
DBDS MA

UKBB MA

LUMINA MA

Fixed effect model

$I^2 = 0\%$



Study

BETA

BETA

95%-CI

rs12787928 (A), P=0.017312

IHGC2016 MA

deCODE MA

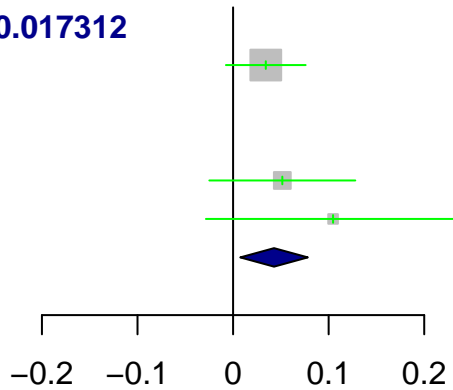
DBDS MA

UKBB MA

LUMINA MA

Fixed effect model

$I^2 = 0\%$



Study

BETA

BETA

95%-CI

rs566673 (G), P=0.619146

IHG2016 MA

deCODE MA

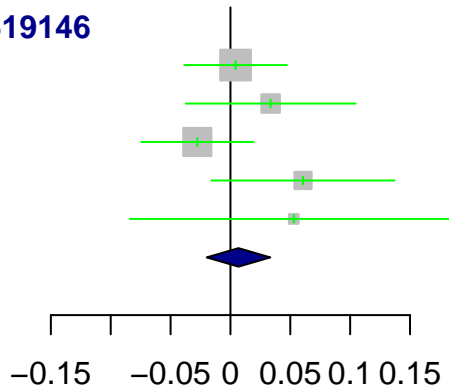
DBDS MA

UKBB MA

LUMINA MA

Fixed effect model

$I^2 = 20\%$



Study

BETA

BETA

95%-CI

rs12226331 (T), P=0.219593

IHGC2016 MA

deCODE MA

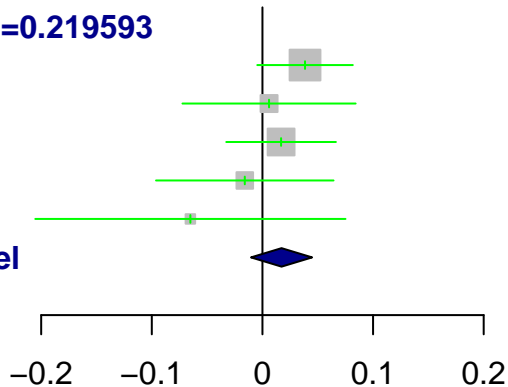
DBDS MA

UKBB MA

LUMINA MA

Fixed effect model

$I^2 = 0\%$



Study

BETA

BETA

95%-CI

rs10894756 (G), P=0.00379

IHGC2016 MA

deCODE MA

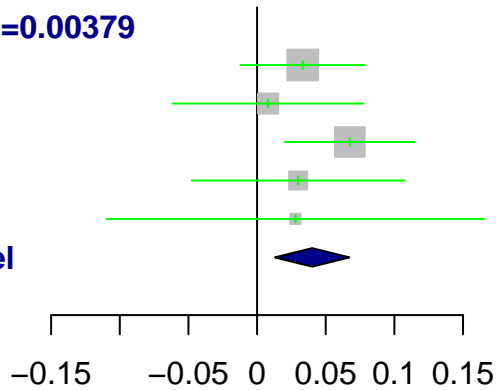
DBDS MA

UKBB MA

LUMINA MA

Fixed effect model

$I^2 = 0\%$



Study

BETA

BETA

95%-CI

rs2160875 (C), P=0.000131

IHGC2016 MA

deCODE MA

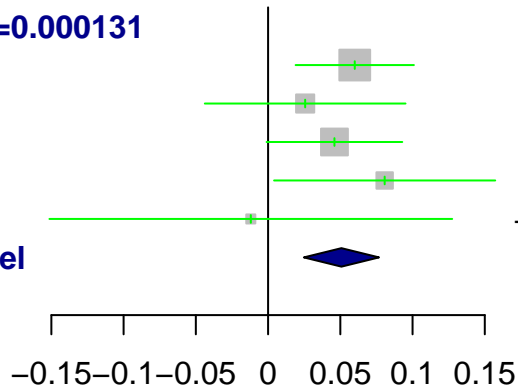
DBDS MA

UKBB MA

LUMINA MA

Fixed effect model

$I^2 = 0\%$



Study

BETA

BETA

95%-CI

rs1458170 (C), P=0.023828

IHGC2016 MA

deCODE MA

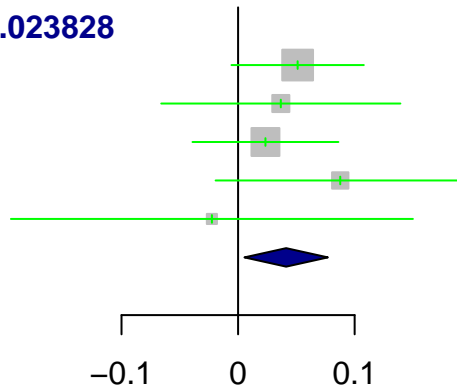
DBDS MA

UKBB MA

LUMINA MA

Fixed effect model

$I^2 = 0\%$



Study

BETA

BETA

95%-CI

rs11172113 (T), P=2.65e-08

IHGC2016 MA

deCODE MA

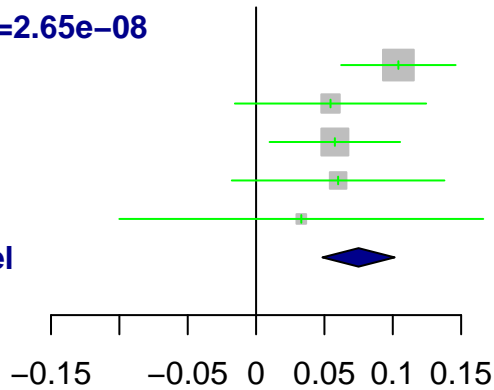
DBDS MA

UKBB MA

LUMINA MA

Fixed effect model

$I^2 = 0\%$



Study

BETA

BETA

95%-CI

rs4842676 (C), P=0.104546

IHGC2016 MA

deCODE MA

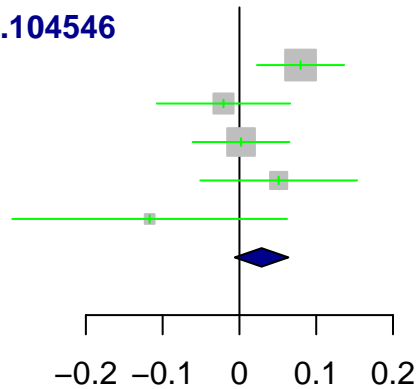
DBDS MA

UKBB MA

LUMINA MA

Fixed effect model

$I^2 = 48\%$



0.08 [0.02; 0.14]

-0.02 [-0.11; 0.07]

0.00 [-0.06; 0.07]

0.05 [-0.05; 0.15]

-0.12 [-0.30; 0.06]

0.03 [-0.01; 0.06]

Study

BETA

BETA

95%-CI

rs10777902 (A), P=0.09691

IHGC2016 MA

deCODE MA

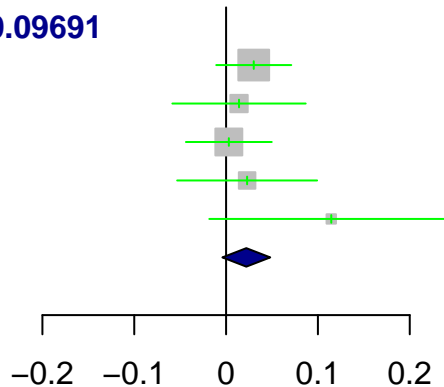
DBDS MA

UKBB MA

LUMINA MA

Fixed effect model

$I^2 = 0\%$



Study

BETA

BETA

95%-CI

rs1271309 (G), P=0.15268

IHG2016 MA

deCODE MA

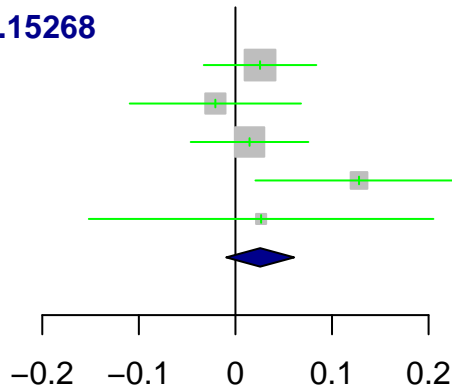
DBDS MA

UKBB MA

LUMINA MA

Fixed effect model

$I^2 = 14\%$



Study

BETA

BETA

95%-CI

rs7335684 (G), P=0.41231

IHGC2016 MA

deCODE MA

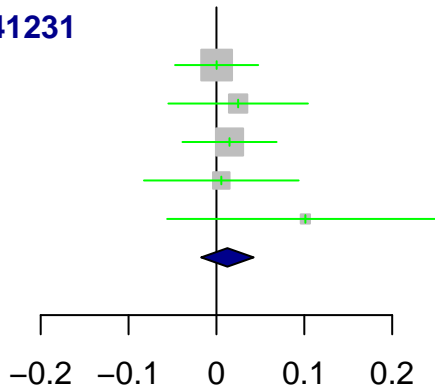
DBDS MA

UKBB MA

LUMINA MA

Fixed effect model

$I^2 = 0\%$



Study

BETA

BETA

95%-CI

rs7996252 (T), P=0.029478

IHGC2016 MA

deCODE MA

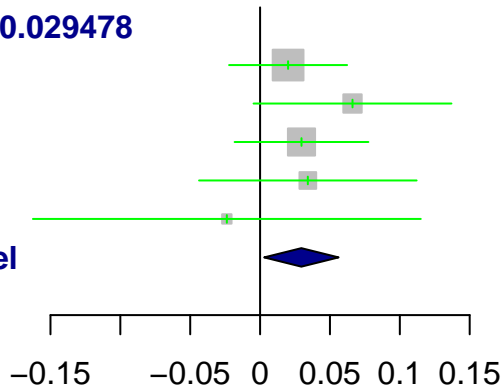
DBDS MA

UKBB MA

LUMINA MA

Fixed effect model

$I^2 = 0\%$



Study

BETA

BETA

95%-CI

rs2000660 (A), P=0.000404

IHGC2016 MA

deCODE MA

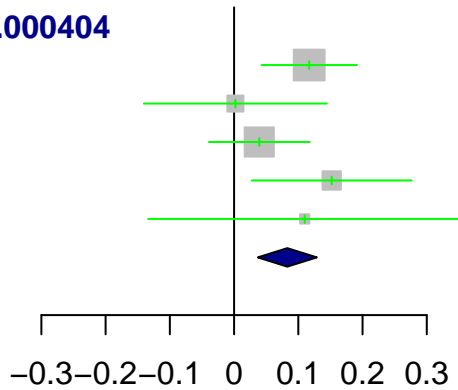
DBDS MA

UKBB MA

LUMINA MA

Fixed effect model

$I^2 = 11\%$



Study

BETA

BETA

95%-CI

rs1245463 (A), P=0.708885

IHGC2016 MA

deCODE MA

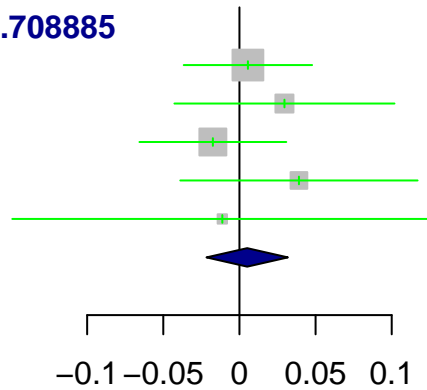
DBDS MA

UKBB MA

LUMINA MA

Fixed effect model

$I^2 = 0\%$



0.01 [-0.04; 0.05]

0.03 [-0.04; 0.10]

-0.02 [-0.07; 0.03]

0.04 [-0.04; 0.12]

-0.01 [-0.15; 0.13]

0.01 [-0.02; 0.03]

Study

BETA

BETA

95%-CI

rs1542668 (G), P=0.001571

IHGC2016 MA

deCODE MA

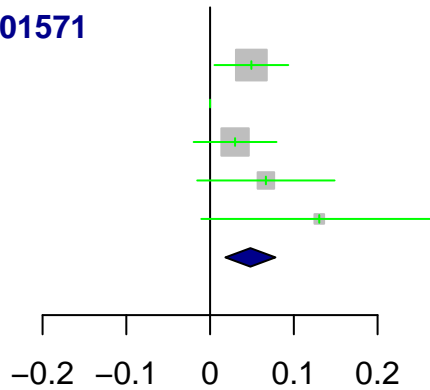
DBDS MA

UKBB MA

LUMINA MA

Fixed effect model

$I^2 = 0\%$



Study

BETA

BETA

95%-CI

rs28756401 (G), P=0.137755

IHGC2016 MA

deCODE MA

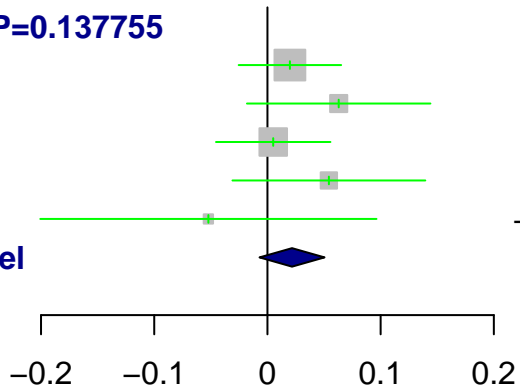
DBDS MA

UKBB MA

LUMINA MA

Fixed effect model

$I^2 = 0\%$



Study

BETA

BETA

95%-CI

rs55707505 (T), P=6.65e-05

IHGC2016 MA

deCODE MA

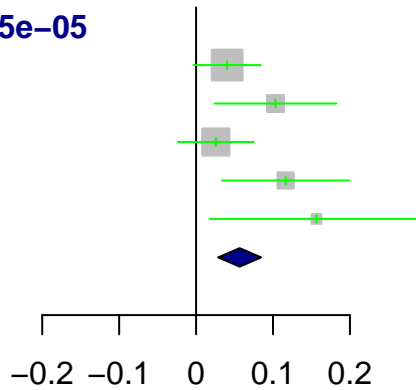
DBDS MA

UKBB MA

LUMINA MA

Fixed effect model

$I^2 = 46\%$



Study

BETA

BETA

95%-CI

rs75002882 (G), P=0.124363

IHGC2016 MA

deCODE MA

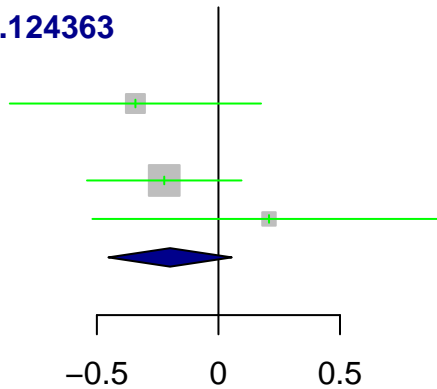
DBDS MA

UKBB MA

LUMINA MA

Fixed effect model

$I^2 = 0\%$



Study

BETA

BETA

95%-CI

rs11624776 (A), P=0.105792

IHGC2016 MA

deCODE MA

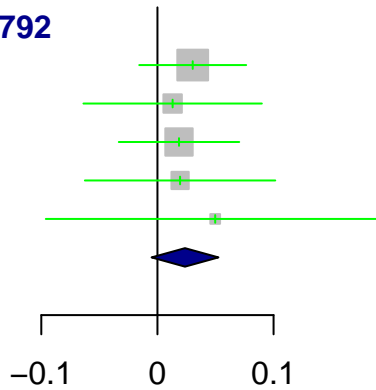
DBDS MA

UKBB MA

LUMINA MA

Fixed effect model

$I^2 = 0\%$



Study

BETA

BETA

95%-CI

rs28929474 (T), P=0.931497

IHGC2016 MA

deCODE MA

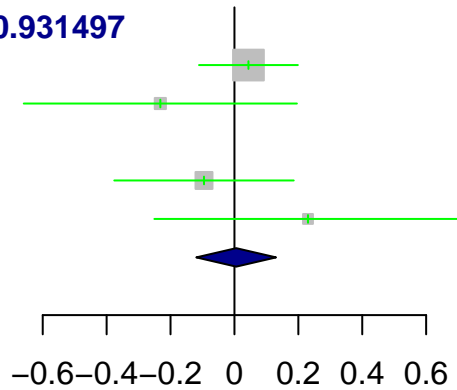
DBDS MA

UKBB MA

LUMINA MA

Fixed effect model

$I^2 = 0\%$



Study

BETA

BETA

95%-CI

rs12708529 (A), P=0.015338

IHGC2016 MA

deCODE MA

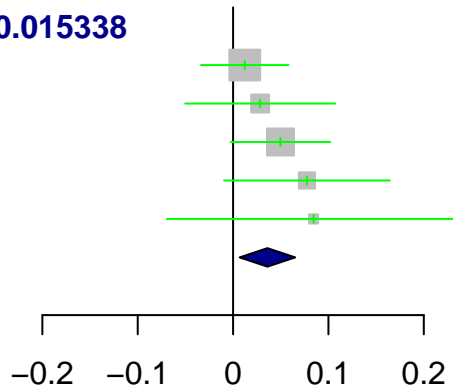
DBDS MA

UKBB MA

LUMINA MA

Fixed effect model

$I^2 = 0\%$



0.01 [-0.03; 0.06]

0.03 [-0.05; 0.11]

0.05 [0.00; 0.10]

0.08 [-0.01; 0.16]

0.08 [-0.07; 0.24]

0.04 [0.01; 0.07]

-0.2 -0.1 0 0.1 0.2

Study

BETA

BETA

95%-CI

rs12598836 (G), P=2.81e-08

IHGC2016 MA

deCODE MA

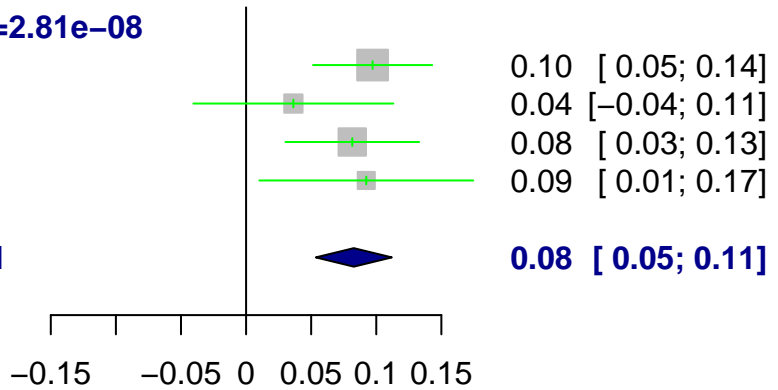
DBDS MA

UKBB MA

LUMINA MA

Fixed effect model

$I^2 = 0\%$



Study

BETA

BETA

95%-CI

rs8046696 (T), P=0.000783

IHGC2016 MA

deCODE MA

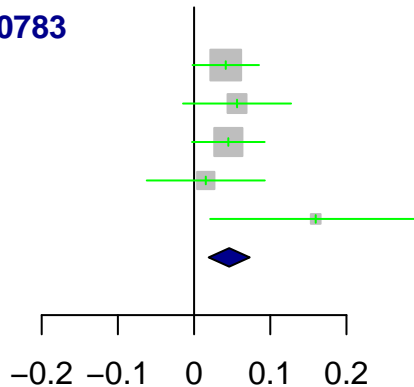
DBDS MA

UKBB MA

LUMINA MA

Fixed effect model

$I^2 = 0\%$



Study

BETA

BETA

95%-CI

rs8052831 (G), P=0.147804

IHGC2016 MA

deCODE MA

DBDS MA

UKBB MA

LUMINA MA

Fixed effect model

$I^2 = 0\%$

0.01 [-0.04; 0.06]

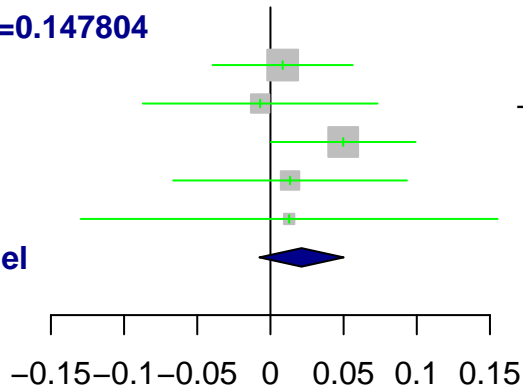
-0.01 [-0.09; 0.07]

0.05 [0.00; 0.10]

0.01 [-0.07; 0.09]

0.01 [-0.13; 0.16]

0.02 [-0.01; 0.05]



Study

BETA

BETA

95%-CI

rs9894634 (C), P=0.079835

IHGC2016 MA

deCODE MA

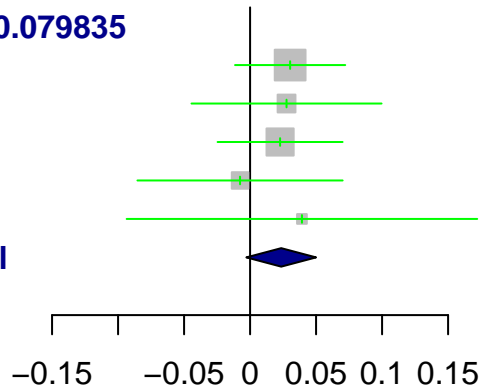
DBDS MA

UKBB MA

LUMINA MA

Fixed effect model

$I^2 = 0\%$



Study

BETA

BETA

95%-CI

rs34914463 (T), P=0.005702

IHGC2016 MA

deCODE MA

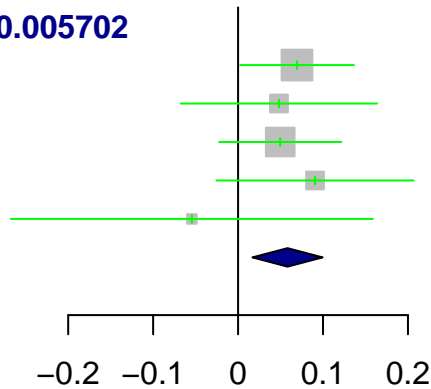
DBDS MA

UKBB MA

LUMINA MA

Fixed effect model

$I^2 = 0\%$



0.07 [0.00; 0.14]

0.05 [-0.07; 0.16]

0.05 [-0.02; 0.12]

0.09 [-0.03; 0.21]

-0.05 [-0.27; 0.16]

0.06 [0.02; 0.10]

Study

BETA

BETA

95%-CI

rs11652860 (G), P=0.018272

IHGC2016 MA

deCODE MA

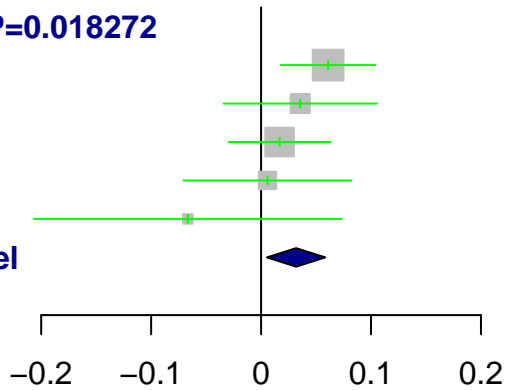
DBDS MA

UKBB MA

LUMINA MA

Fixed effect model

$I^2 = 11\%$



Study

BETA

BETA

95%-CI

rs2119930 (G), P=0.00821

IHGC2016 MA

deCODE MA

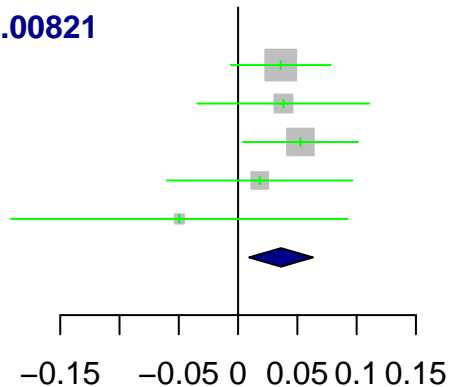
DBDS MA

UKBB MA

LUMINA MA

Fixed effect model

$I^2 = 0\%$



Study

BETA

BETA

95%-CI

rs12452590 (G), P=0.007228

IHGC2016 MA

deCODE MA

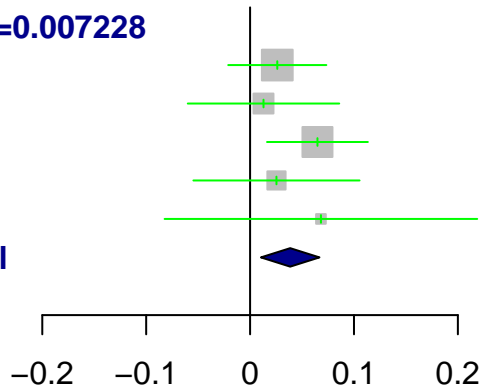
DBDS MA

UKBB MA

LUMINA MA

Fixed effect model

$I^2 = 0\%$



0.03 [-0.02; 0.07]

0.01 [-0.06; 0.09]

0.06 [0.02; 0.11]

0.03 [-0.05; 0.11]

0.07 [-0.08; 0.22]

0.04 [0.01; 0.07]

-0.2 -0.1 0 0.1 0.2

Study

BETA

BETA

95%-CI

rs1285294 (C), P=0.107773

IHGC2016 MA

deCODE MA

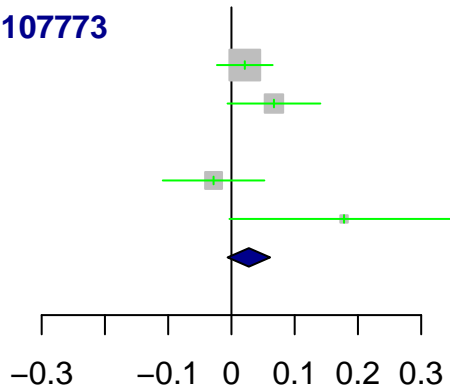
DBDS MA

UKBB MA

LUMINA MA

Fixed effect model

$I^2 = 47\%$



Study

BETA

BETA

95%-CI

rs8077768 (C), P=0.074032

IHGC2016 MA

deCODE MA

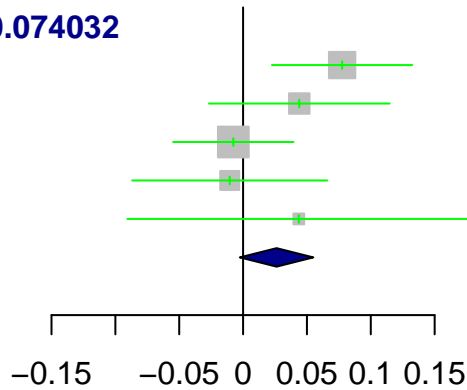
DBDS MA

UKBB MA

LUMINA MA

Fixed effect model

$I^2 = 39\%$



Study

BETA

BETA

95%-CI

rs7506921 (A), P=0.090154

IHGC2016 MA

deCODE MA

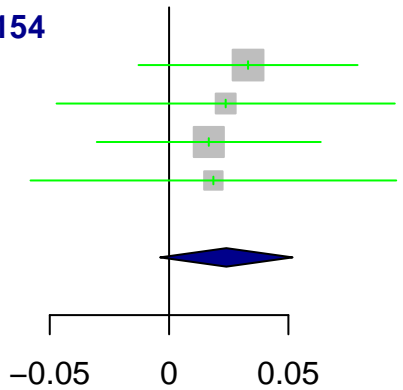
DBDS MA

UKBB MA

LUMINA MA

Fixed effect model

$I^2 = 0\%$



0.03 [-0.01; 0.08]

0.02 [-0.05; 0.09]

0.02 [-0.03; 0.06]

0.02 [-0.06; 0.10]

0.02 [0.00; 0.05]

-0.05 0 0.05

Study

BETA

BETA

95%-CI

rs1019990 (C), P=0.086489

IHGC2016 MA

deCODE MA

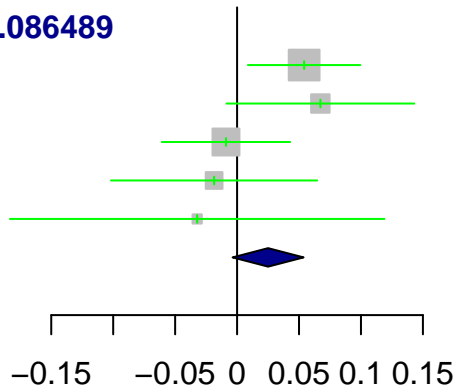
DBDS MA

UKBB MA

LUMINA MA

Fixed effect model

$I^2 = 34\%$



0.05 [0.01; 0.10]

0.07 [-0.01; 0.14]

-0.01 [-0.06; 0.04]

-0.02 [-0.10; 0.06]

-0.03 [-0.18; 0.12]

0.03 [0.00; 0.05]

Study

BETA

BETA

95%-CI

rs8087942 (A), P=0.505912

IHGC2016 MA

deCODE MA

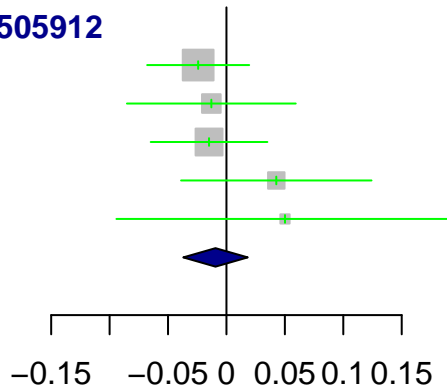
DBDS MA

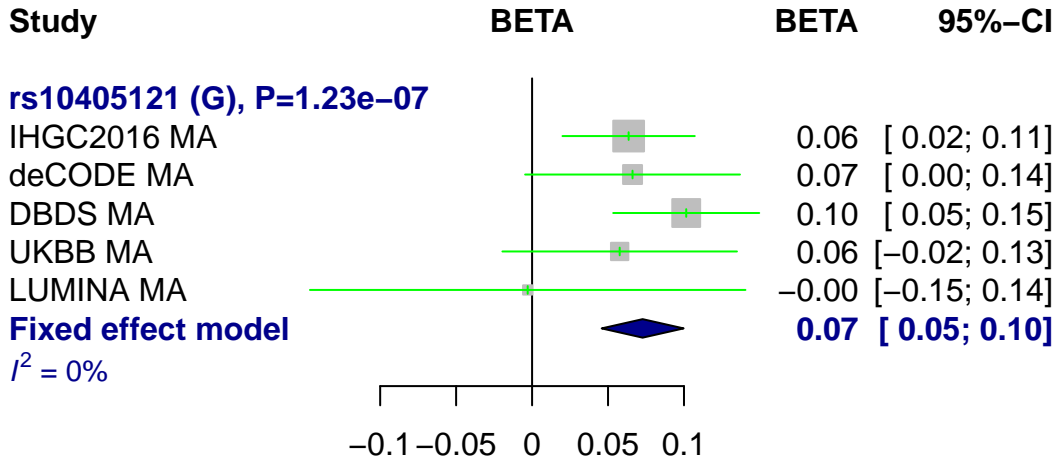
UKBB MA

LUMINA MA

Fixed effect model

$I^2 = 0\%$





Study

BETA

BETA

95%-CI

rs74182632 (A), P=0.001355

IHGC2016 MA

deCODE MA

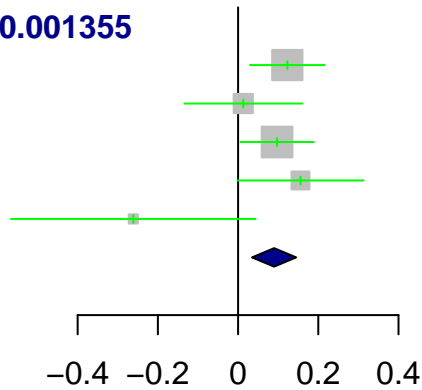
DBDS MA

UKBB MA

LUMINA MA

Fixed effect model

$I^2 = 45\%$



0.12 [0.03; 0.22]

0.01 [-0.13; 0.16]

0.10 [0.01; 0.19]

0.16 [0.00; 0.31]

-0.26 [-0.57; 0.04]

0.09 [0.03; 0.14]

Study

BETA

BETA

95%-CI

rs1982072 (A), P=0.002129

IHGC2016 MA

deCODE MA

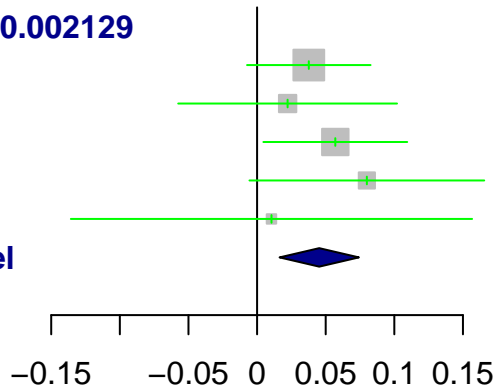
DBDS MA

UKBB MA

LUMINA MA

Fixed effect model

$I^2 = 0\%$



Study

BETA

BETA 95%-CI

rs111404218 (G), P=0.041637

IHGC2016 MA

deCODE MA

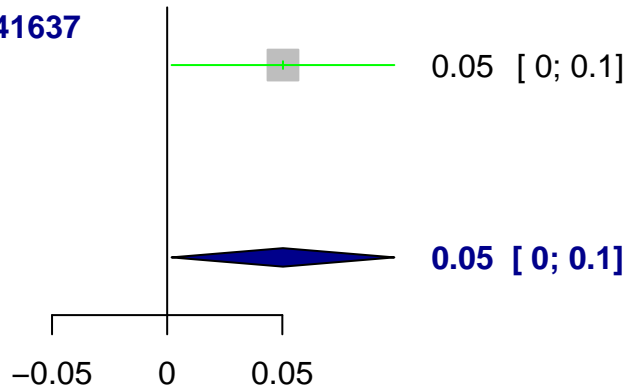
DBDS MA

UKBB MA

LUMINA MA

Fixed effect model

not applicable



Study

BETA

BETA

95%-CI

rs4814864 (C), P=0.002877

IHGC2016 MA

deCODE MA

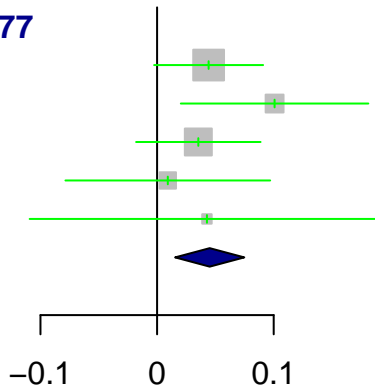
DBDS MA

UKBB MA

LUMINA MA

Fixed effect model

$I^2 = 0\%$



Study

BETA

BETA

95%-CI

rs6057599 (T), P=0.008279

IHGC2016 MA

deCODE MA

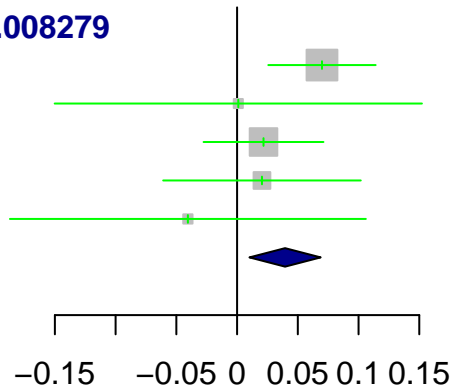
DBDS MA

UKBB MA

LUMINA MA

Fixed effect model

$I^2 = 0\%$



Study

BETA

BETA

95%-CI

rs910187 (G), P=0.076907

IHGC2016 MA

deCODE MA

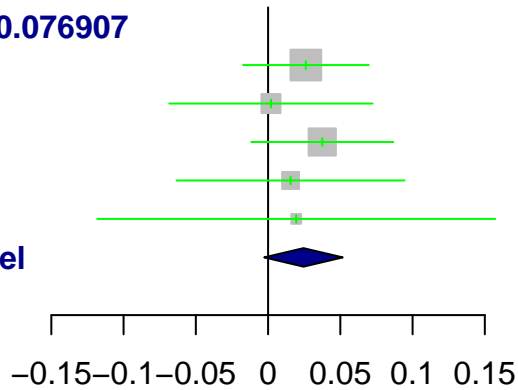
DBDS MA

UKBB MA

LUMINA MA

Fixed effect model

$I^2 = 0\%$



Study

BETA

BETA

95%-CI

rs28451064 (G), P=0.007204

IHGC2016 MA

deCODE MA

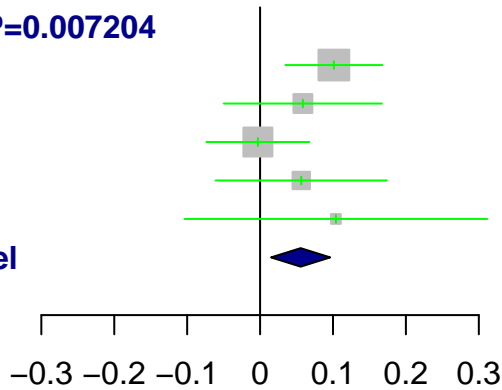
DBDS MA

UKBB MA

LUMINA MA

Fixed effect model

$I^2 = 14\%$



Study

BETA

BETA

95%-CI

rs764508 (C), P=0.002508

IHGC2016 MA

deCODE MA

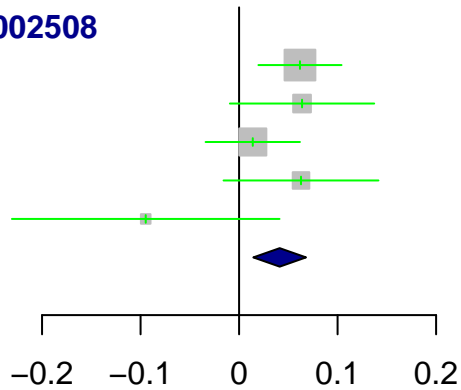
DBDS MA

UKBB MA

LUMINA MA

Fixed effect model

$I^2 = 40\%$



Study

BETA

BETA

95%-CI

rs625686 (C), P=0.449147

IHGC2016 MA

deCODE MA

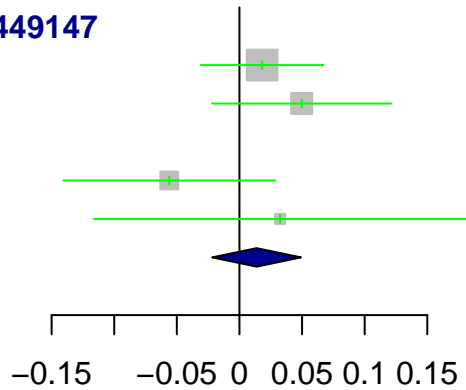
DBDS MA

UKBB MA

LUMINA MA

Fixed effect model

$I^2 = 18\%$



Study

BETA

BETA

95%-CI

rs1507220 (A), P=0.163041

IHGC2016 MA

deCODE MA

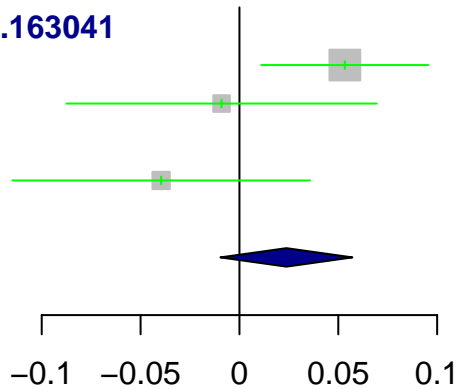
DBDS MA

UKBB MA

LUMINA MA

Fixed effect model

$I^2 = 62\%$



0.05 [0.01; 0.10]

-0.01 [-0.09; 0.07]

-0.04 [-0.11; 0.04]

0.02 [-0.01; 0.06]

Study

BETA

BETA

95%-CI

rs4403550 (T), P=5.95e-05

IHGC2016 MA

deCODE MA

DBDS MA

UKBB MA

LUMINA MA

Fixed effect model

$I^2 = 21\%$

