

**Study**

**BETA**

**BETA**

**95%-CI**

**rs10218452 (G), P=1.93e-07**

IHGC2016 MO

deCODE MO

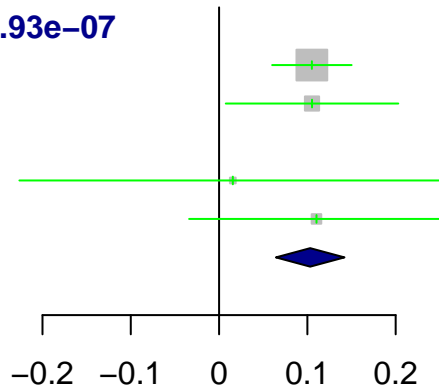
DBDS MO

UKBB MO

LUMINA MO

**Fixed effect model**

$I^2 = 0\%$



**Study**

**BETA**

**BETA**

**95%-CI**

**rs10128028 (T), P=0.072536**

IHGC2016 MO

deCODE MO

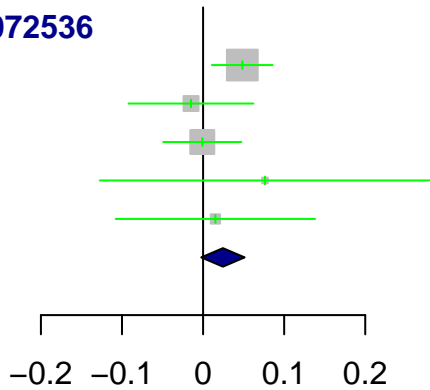
DBDS MO

UKBB MO

LUMINA MO

**Fixed effect model**

$I^2 = 0\%$



0.05 [0.01; 0.09]

-0.01 [-0.09; 0.06]

-0.00 [-0.05; 0.05]

0.08 [-0.13; 0.28]

0.02 [-0.11; 0.14]

**0.02 [0.00; 0.05]**

-0.2 -0.1 0 0.1 0.2

Study

BETA

BETA

95%-CI

**rs12057629 (C), P=7.17e-07**

IHGC2016 MO

deCODE MO

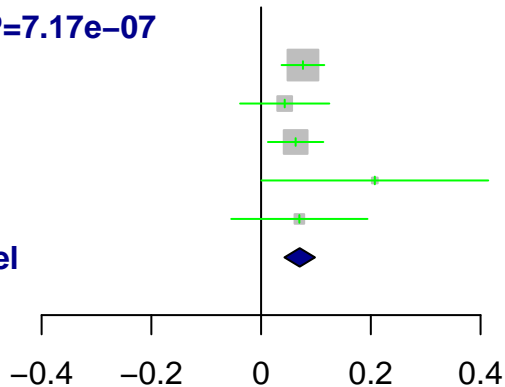
DBDS MO

UKBB MO

LUMINA MO

**Fixed effect model**

$I^2 = 0\%$



Study

BETA

BETA

95%-CI

**rs28739509 (C), P=0.000669**

IHGC2016 MO

0.06 [ 0.00; 0.11]

deCODE MO

0.04 [-0.05; 0.13]

DBDS MO

0.09 [ 0.03; 0.14]

UKBB MO

-0.31 [-0.56; -0.07]

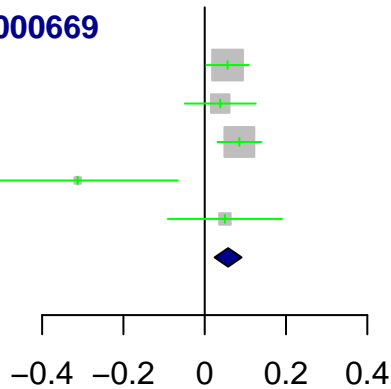
LUMINA MO

0.05 [-0.09; 0.19]

**Fixed effect model**

**0.06 [ 0.02; 0.09]**

$I^2 = 60\%$



**Study**

**BETA**

**BETA**

**95%-CI**

**rs1472662 (T), P=3.76e-05**

IHGC2016 MO

deCODE MO

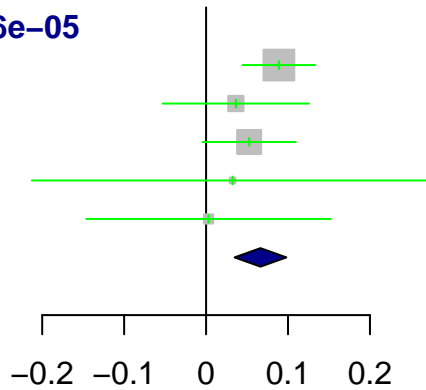
DBDS MO

UKBB MO

LUMINA MO

**Fixed effect model**

$I^2 = 0\%$



**Study**

**BETA**

**BETA**

**95%-CI**

**rs11578492 (C), P=0.001404**

IHGC2016 MO

deCODE MO

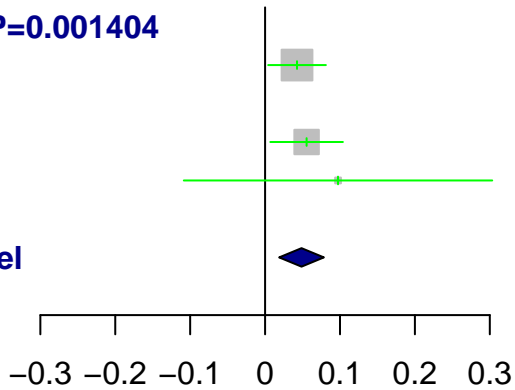
DBDS MO

UKBB MO

LUMINA MO

**Fixed effect model**

$I^2 = 0\%$



Study

BETA

BETA

95%-CI

**rs7511672 (G), P=7.55e-05**

IHGC2016 MO

deCODE MO

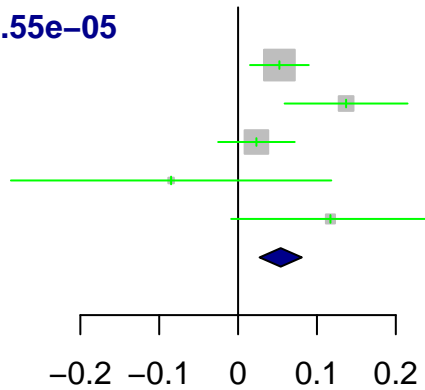
DBDS MO

UKBB MO

LUMINA MO

**Fixed effect model**

$I^2 = 54\%$



0.05 [ 0.02; 0.09]

0.14 [ 0.06; 0.21]

0.02 [-0.03; 0.07]

-0.08 [-0.29; 0.12]

0.12 [-0.01; 0.24]

**0.05 [ 0.03; 0.08]**

-0.2 -0.1 0 0.1 0.2

**Study**

**BETA**

**BETA**

**95%-CI**

**rs56019088 (I), P=0.063045**

IHGC2016 MO

deCODE MO

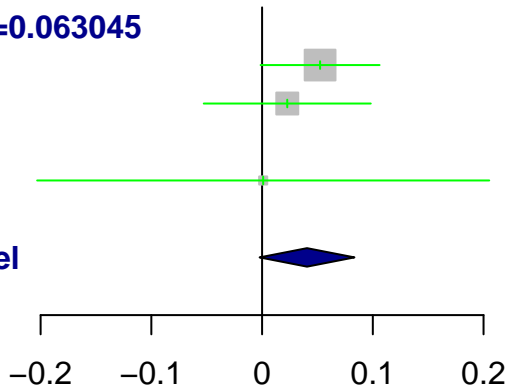
DBDS MO

UKBB MO

LUMINA MO

**Fixed effect model**

$I^2 = 0\%$





Study

BETA

BETA

95%-CI

**rs11165300 (G), P=0.034538**

IHGC2016 MO

deCODE MO

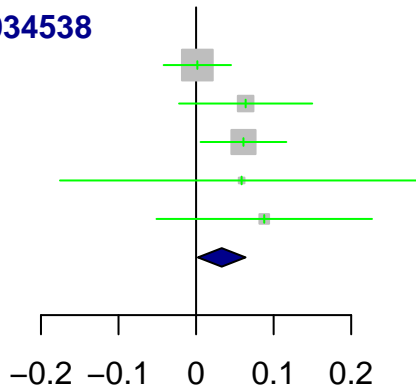
DBDS MO

UKBB MO

LUMINA MO

**Fixed effect model**

$I^2 = 3\%$



0.00 [-0.04; 0.05]

0.06 [-0.02; 0.15]

0.06 [ 0.01; 0.12]

0.06 [-0.18; 0.29]

0.09 [-0.05; 0.23]

**0.03 [ 0.00; 0.06]**

-0.2 -0.1 0 0.1 0.2

Study

BETA

BETA

95%-CI

**rs2078371 (C), P=8.33e-15**

IHGC2016 MO

deCODE MO

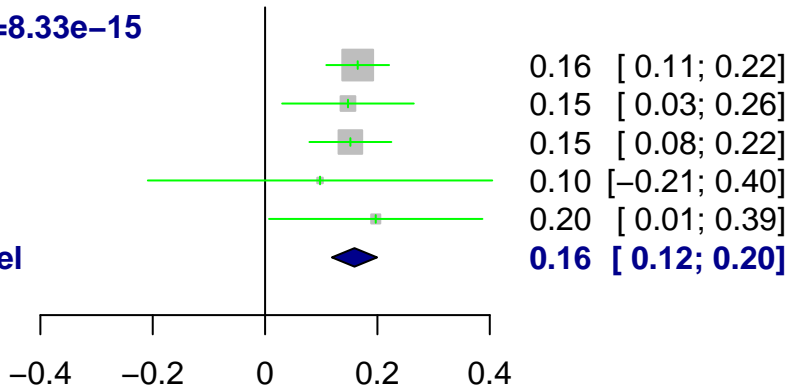
DBDS MO

UKBB MO

LUMINA MO

**Fixed effect model**

$I^2 = 0\%$



Study

BETA

BETA

95%-CI

**rs6693567 (C), P=2.31e-05**

IHGC2016 MO

deCODE MO

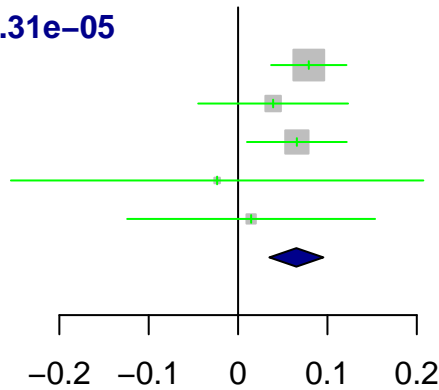
DBDS MO

UKBB MO

LUMINA MO

**Fixed effect model**

$I^2 = 0\%$



Study

BETA

BETA

95%-CI

**rs2274319 (T), P=1.77e-14**

IHGC2016 MO

deCODE MO

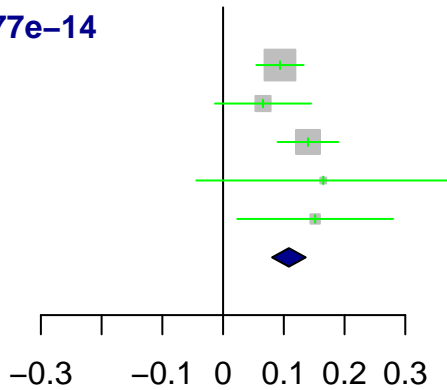
DBDS MO

UKBB MO

LUMINA MO

**Fixed effect model**

$I^2 = 0\%$



Study

BETA

BETA

95%-CI

**rs11487328 (G), P=0.652298**

IHGC2016 MO

deCODE MO

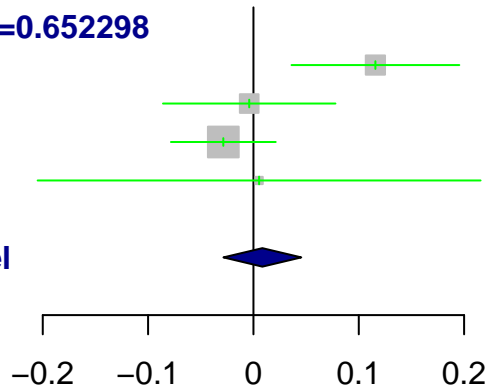
DBDS MO

UKBB MO

LUMINA MO

**Fixed effect model**

$I^2 = 67\%$



**Study**

**BETA**

**BETA**

**95%-CI**

**rs6668908 (G), P=0.093846**

IHGC2016 MO

deCODE MO

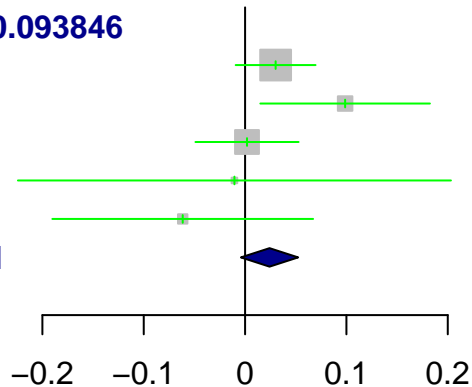
DBDS MO

UKBB MO

LUMINA MO

**Fixed effect model**

$I^2 = 30\%$



Study

BETA

BETA

95%-CI

**rs56140113 (C), P=0.718815**

IHGC2016 MO

deCODE MO

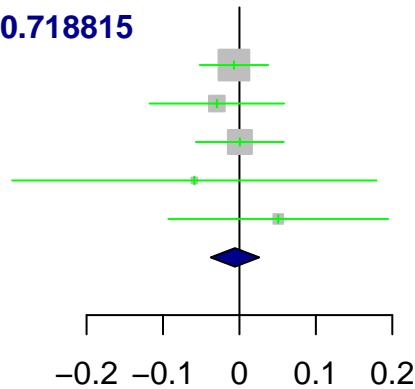
DBDS MO

UKBB MO

LUMINA MO

**Fixed effect model**

$I^2 = 0\%$



Study

BETA

BETA

95%-CI

**rs72764846 (G), P=0.267328**

IHGC2016 MO

deCODE MO

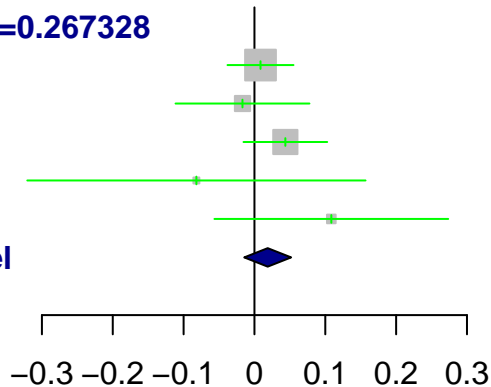
DBDS MO

UKBB MO

LUMINA MO

**Fixed effect model**

$I^2 = 0\%$





**Study**

**BETA**

**BETA**

**95%-CI**

**rs12712881 (A), P=0.026896**

IHGC2016 MO

deCODE MO

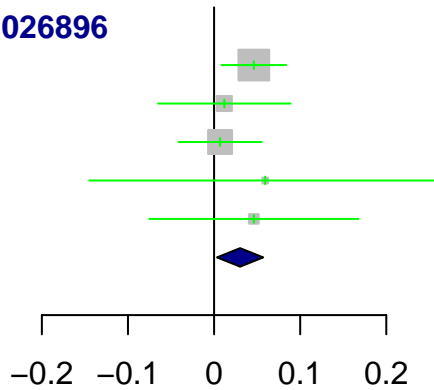
DBDS MO

UKBB MO

LUMINA MO

**Fixed effect model**

$I^2 = 0\%$



0.05 [0.01; 0.08]

0.01 [-0.07; 0.09]

0.01 [-0.04; 0.06]

0.06 [-0.15; 0.26]

0.05 [-0.08; 0.17]

**0.03 [0.00; 0.06]**

-0.2 -0.1 0 0.1 0.2

Study

BETA

BETA

95%-CI

**rs4907224 (A), P=0.544024**

IHGC2016 MO

deCODE MO

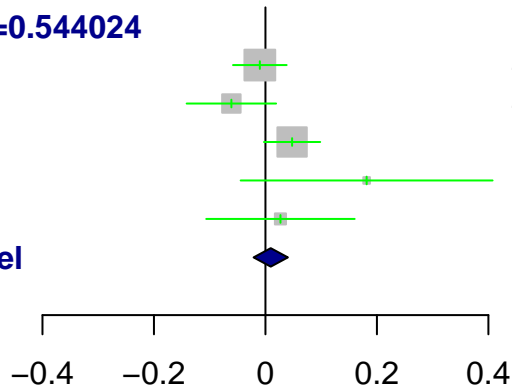
DBDS MO

UKBB MO

LUMINA MO

**Fixed effect model**

$I^2 = 51\%$



**Study**

**BETA**

**BETA**

**95%-CI**

**rs7564469 (C), P=0.006359**

IHGC2016 MO

deCODE MO

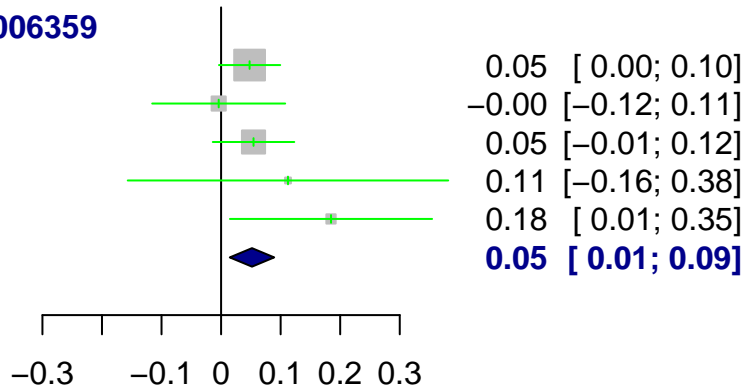
DBDS MO

UKBB MO

LUMINA MO

**Fixed effect model**

$I^2 = 0\%$



**Study**

**BETA**

**BETA**

**95%-CI**

**rs895219 (C), P=0.018003**

IHGC2016 MO

deCODE MO

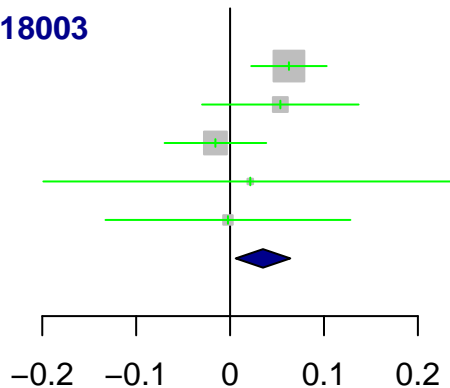
DBDS MO

UKBB MO

LUMINA MO

**Fixed effect model**

$I^2 = 30\%$



Study

BETA

BETA

95%-CI

**rs843215 (G), P=0.001161**

IHGC2016 MO

deCODE MO

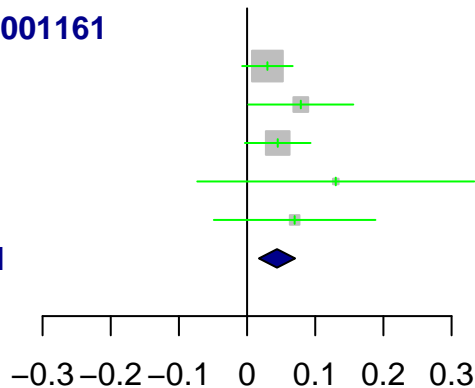
DBDS MO

UKBB MO

LUMINA MO

**Fixed effect model**

$I^2 = 0\%$



0.03 [-0.01; 0.07]

0.08 [ 0.00; 0.16]

0.04 [ 0.00; 0.09]

0.13 [-0.07; 0.33]

0.07 [-0.05; 0.19]

**0.04 [ 0.02; 0.07]**

Study

BETA

BETA

95%-CI

**rs4668251 (G), P=0.121314**

IHG2016 MO

deCODE MO

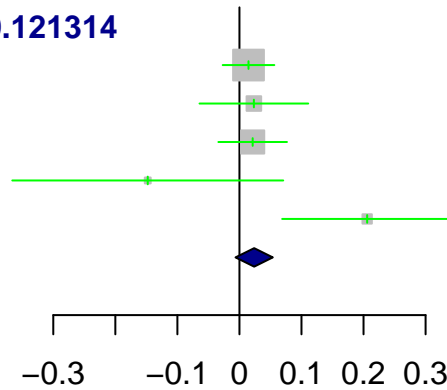
DBDS MO

UKBB MO

LUMINA MO

**Fixed effect model**

$I^2 = 57\%$



0.01 [-0.03; 0.06]

0.02 [-0.06; 0.11]

0.02 [-0.03; 0.08]

-0.15 [-0.37; 0.07]

0.21 [0.07; 0.34]

**0.02 [-0.01; 0.05]**

-0.3 -0.1 0 0.1 0.2 0.3

Study

BETA

BETA

95%-CI

**rs72923449 (C), P=0.049922**

IHGC2016 MO

deCODE MO

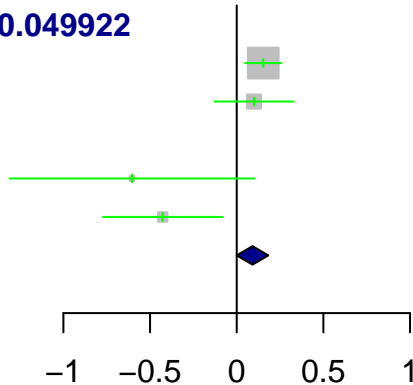
DBDS MO

UKBB MO

LUMINA MO

**Fixed effect model**

$I^2 = 78\%$



**Study**

**BETA**

**BETA**

**95%-CI**

**rs138556413 (C), P=0.000679**

IHGC2016 MO

deCODE MO

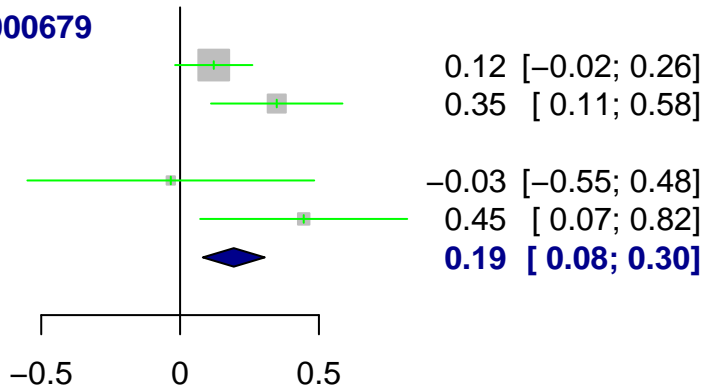
DBDS MO

UKBB MO

LUMINA MO

**Fixed effect model**

$I^2 = 42\%$





Study

BETA

BETA

95%-CI

**rs10166942 (T), P=4.96e-18**

IHGC2016 MO

deCODE MO

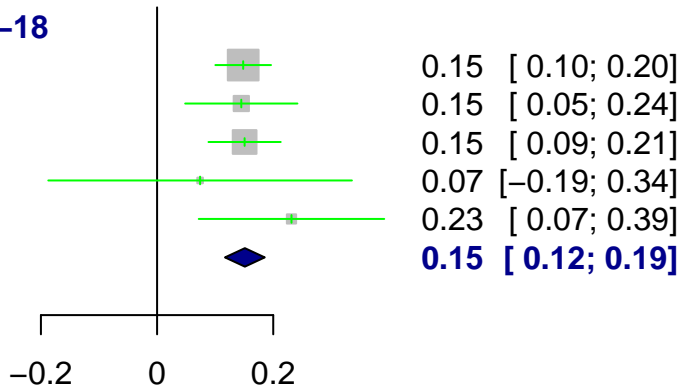
DBDS MO

UKBB MO

LUMINA MO

**Fixed effect model**

$I^2 = 0\%$



**Study**

**BETA**

**BETA**

**95%-CI**

**rs7371912 (A), P=0.015033**

IHGC2016 MO

deCODE MO

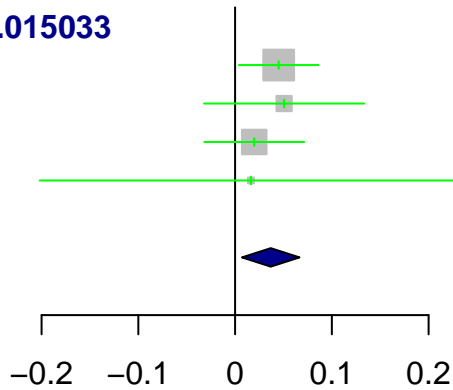
DBDS MO

UKBB MO

LUMINA MO

**Fixed effect model**

$I^2 = 0\%$



0.05 [0.00; 0.09]

0.05 [-0.03; 0.13]

0.02 [-0.03; 0.07]

0.02 [-0.20; 0.23]

**0.04 [0.01; 0.07]**

Study

BETA

BETA

95%-CI

**rs7618883 (T), P=0.000429**

IHGC2016 MO

deCODE MO

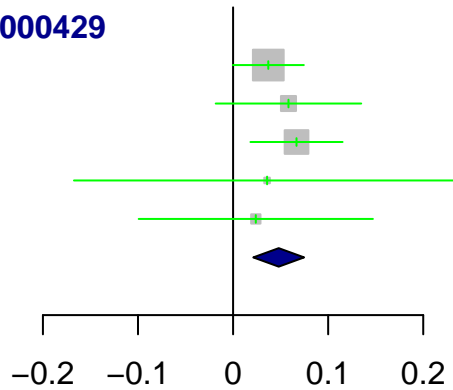
DBDS MO

UKBB MO

LUMINA MO

**Fixed effect model**

$I^2 = 0\%$



0.04 [0.00; 0.07]

0.06 [-0.02; 0.13]

0.07 [0.02; 0.12]

0.04 [-0.17; 0.24]

0.02 [-0.10; 0.15]

**0.05 [0.02; 0.07]**

-0.2 -0.1 0 0.1 0.2

**Study**

**BETA**

**BETA**

**95%-CI**

**rs950570 (T), P=0.028939**

IHGC2016 MO

deCODE MO

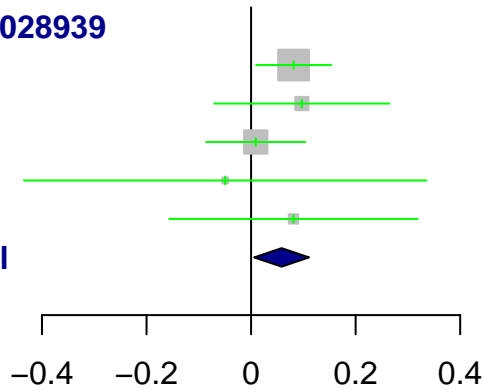
DBDS MO

UKBB MO

LUMINA MO

**Fixed effect model**

$I^2 = 0\%$



Study

BETA

BETA

95%-CI

**rs73138150 (T), P=0.557451**

IHGC2016 MO

deCODE MO

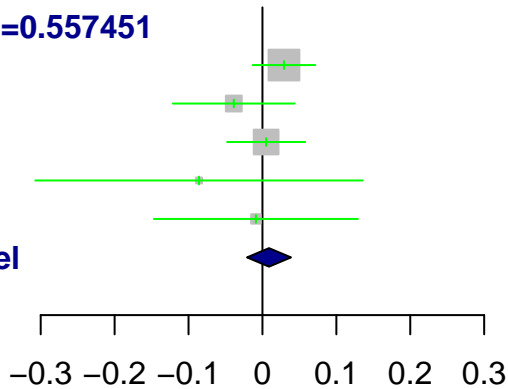
DBDS MO

UKBB MO

LUMINA MO

**Fixed effect model**

$I^2 = 0\%$



Study

BETA

BETA

95%-CI

**rs6795209 (A), P=0.906058**

IHGC2016 MO

deCODE MO

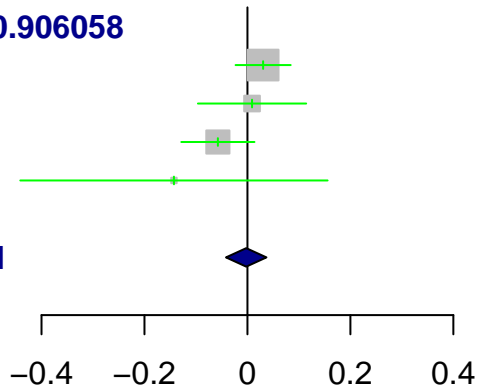
DBDS MO

UKBB MO

LUMINA MO

**Fixed effect model**

$I^2 = 35\%$



Study

BETA

BETA

95%-CI

**rs1499963 (C), P=0.012075**

IHGC2016 MO

deCODE MO

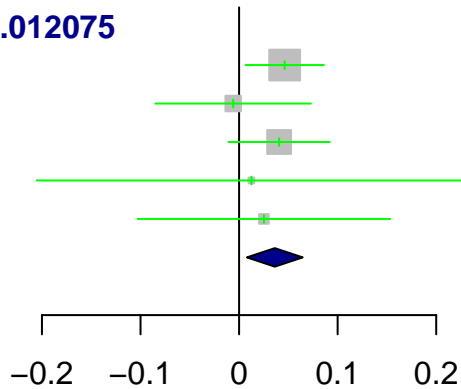
DBDS MO

UKBB MO

LUMINA MO

**Fixed effect model**

$I^2 = 0\%$



**Study**

**BETA**

**BETA**

**95%-CI**

**rs13078967 (A), P=0.001309**

IHGC2016 MO

deCODE MO

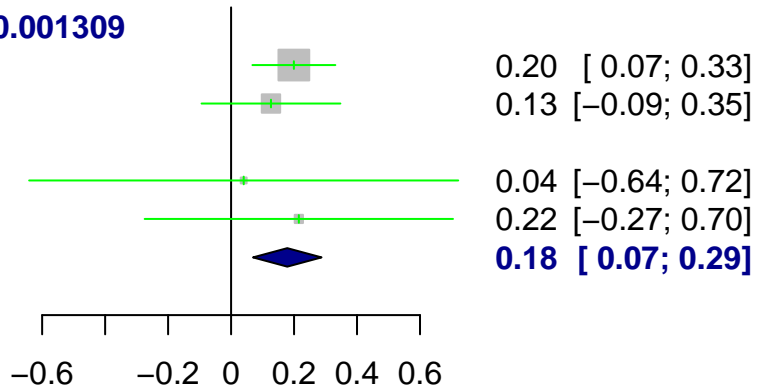
DBDS MO

UKBB MO

LUMINA MO

**Fixed effect model**

$I^2 = 0\%$





Study

BETA

BETA

95%-CI

**rs73805934 (G), P=2.31e-06**

IHGC2016 MO

deCODE MO

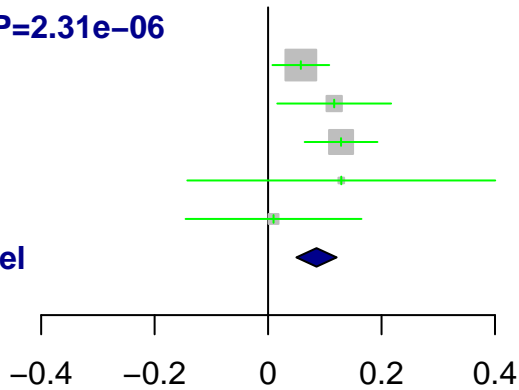
DBDS MO

UKBB MO

LUMINA MO

**Fixed effect model**

$I^2 = 7\%$



Study

BETA

BETA

95%-CI

**rs7684253 (T), P=2.38e-09**

IHGC2016 MO

deCODE MO

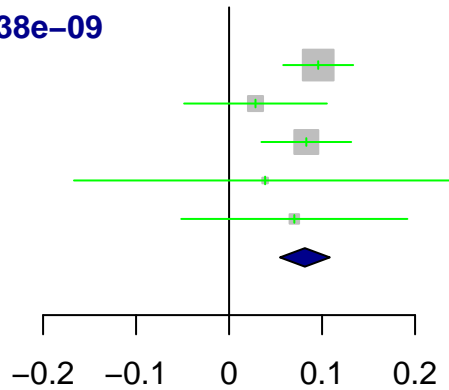
DBDS MO

UKBB MO

LUMINA MO

**Fixed effect model**

$I^2 = 0\%$



Study

BETA

BETA

95%-CI

**rs42854 (G), P=3.03e-05**

IHGC2016 MO

deCODE MO

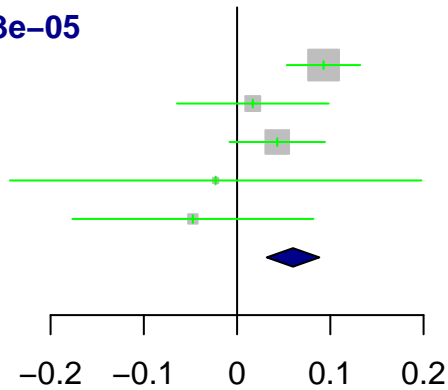
DBDS MO

UKBB MO

LUMINA MO

**Fixed effect model**

$I^2 = 46\%$



0.09 [0.05; 0.13]

0.02 [-0.06; 0.10]

0.04 [-0.01; 0.09]

-0.02 [-0.24; 0.20]

-0.05 [-0.18; 0.08]

**0.06 [0.03; 0.09]**

Study

BETA

BETA

95%-CI

**rs12653216 (T), P=0.051347**

IHGC2016 MO

deCODE MO

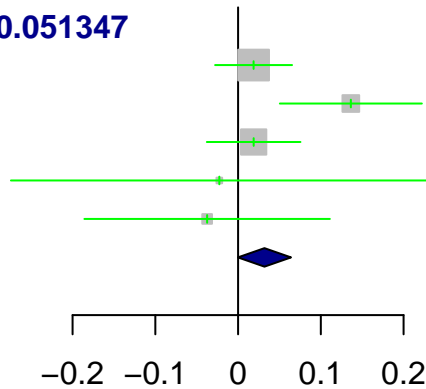
DBDS MO

UKBB MO

LUMINA MO

**Fixed effect model**

$I^2 = 45\%$



0.02 [-0.03; 0.07]

0.14 [ 0.05; 0.22]

0.02 [-0.04; 0.08]

-0.02 [-0.27; 0.23]

-0.04 [-0.19; 0.11]

**0.03 [ 0.00; 0.06]**

Study

BETA

BETA

95%-CI

**rs11957829 (G), P=0.000157**

IHGC2016 MO

deCODE MO

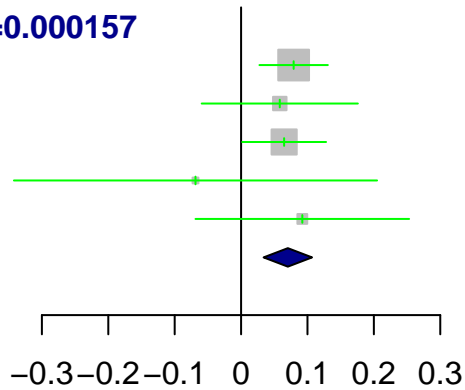
DBDS MO

UKBB MO

LUMINA MO

**Fixed effect model**

$I^2 = 0\%$



0.08 [0.03; 0.13]

0.06 [-0.06; 0.18]

0.06 [0.00; 0.13]

-0.07 [-0.34; 0.20]

0.09 [-0.07; 0.25]

**0.07 [0.03; 0.11]**

-0.3 -0.2 -0.1 0 0.1 0.2 0.3

Study

BETA

BETA

95%-CI

**rs246326 (T), P=0.089818**

IHGC2016 MO

deCODE MO

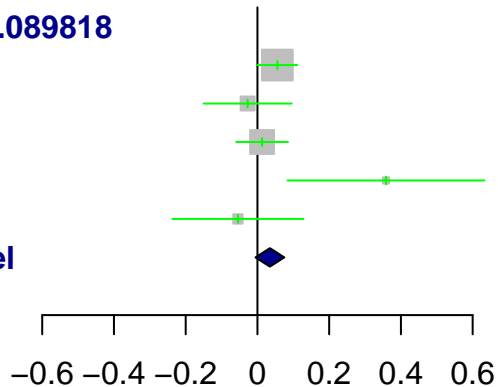
DBDS MO

UKBB MO

LUMINA MO

**Fixed effect model**

$I^2 = 51\%$



Study

BETA

BETA

95%-CI

**rs10038882 (T), P=4.13e-08**

IHGC2016 MO

deCODE MO

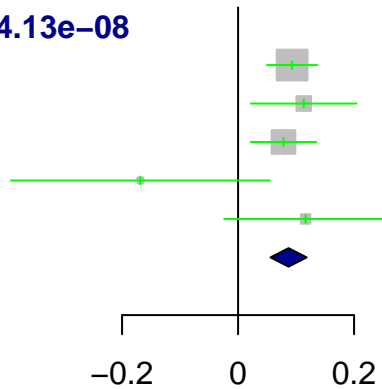
DBDS MO

UKBB MO

LUMINA MO

**Fixed effect model**

$I^2 = 30\%$



0.09 [ 0.05; 0.14]

0.11 [ 0.02; 0.20]

0.08 [ 0.02; 0.13]

-0.17 [-0.39; 0.05]

0.12 [-0.02; 0.26]

**0.09 [ 0.06; 0.12]**

-0.2

0

0.2

Study

BETA

BETA

95%-CI

**rs4705403 (A), P=0.844162**

IHGC2016 MO

deCODE MO

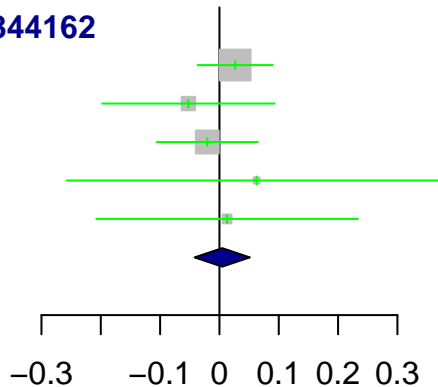
DBDS MO

UKBB MO

LUMINA MO

**Fixed effect model**

$I^2 = 0\%$





Study

BETA

BETA

95%-CI

**rs6556059 (T), P=0.043094**

IHGC2016 MO

deCODE MO

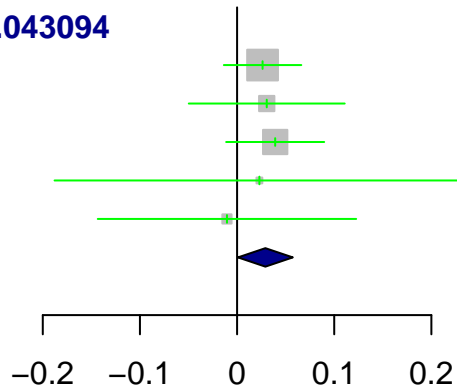
DBDS MO

UKBB MO

LUMINA MO

**Fixed effect model**

$I^2 = 0\%$



**Study**

**BETA**

**BETA**

**95%-CI**

**rs10866704 (A), P=0.001198**

IHGC2016 MO

deCODE MO

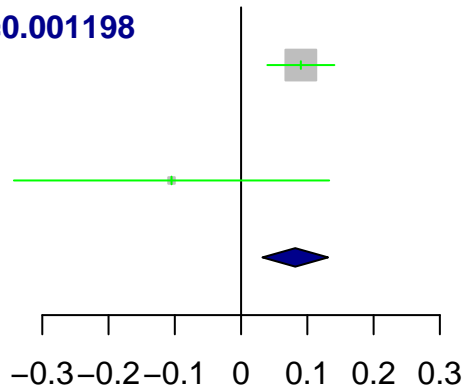
DBDS MO

UKBB MO

LUMINA MO

**Fixed effect model**

$I^2 = 60\%$



Study

BETA

BETA

95%-CI

**rs9349379 (A), P=6.31e-20**

IHGC2016 MO

deCODE MO

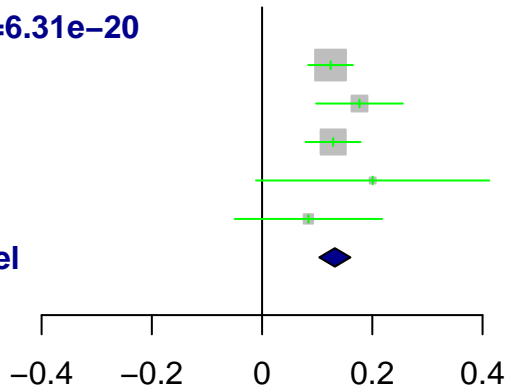
DBDS MO

UKBB MO

LUMINA MO

**Fixed effect model**

$I^2 = 0\%$



Study

BETA

BETA

95%-CI

**rs9295536 (C), P=0.004312**

IHGC2016 MO

deCODE MO

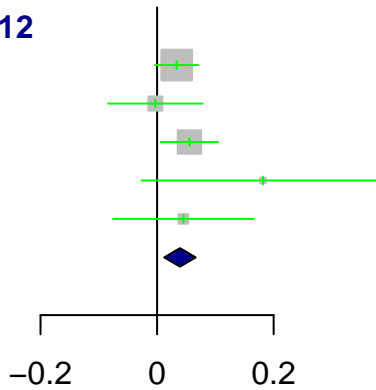
DBDS MO

UKBB MO

LUMINA MO

**Fixed effect model**

$I^2 = 0\%$



**Study**

**BETA**

**BETA**

**95%-CI**

**rs9468830 (T), P=0.579365**

IHGC2016 MO

deCODE MO

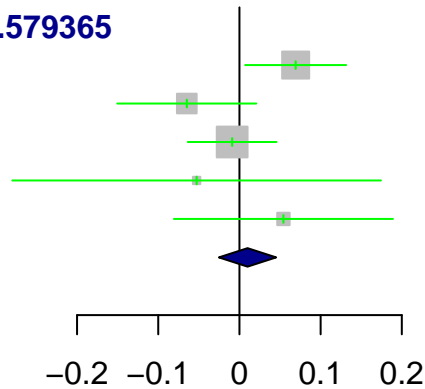
DBDS MO

UKBB MO

LUMINA MO

**Fixed effect model**

$I^2 = 47\%$



0.07 [0.01; 0.13]

-0.06 [-0.15; 0.02]

-0.01 [-0.06; 0.05]

-0.05 [-0.28; 0.17]

0.05 [-0.08; 0.19]

**0.01 [-0.03; 0.05]**

Study

BETA

BETA

95%-CI

**rs74434374 (C), P=0.018386**

IHGC2016 MO

deCODE MO

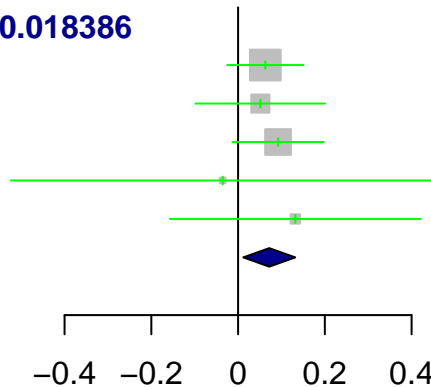
DBDS MO

UKBB MO

LUMINA MO

**Fixed effect model**

$I^2 = 0\%$



0.06 [-0.03; 0.15]

0.05 [-0.10; 0.20]

0.09 [-0.01; 0.20]

-0.04 [-0.52; 0.45]

0.13 [-0.16; 0.42]

**0.07 [ 0.01; 0.13]**

**Study**

**BETA**

**BETA**

**95%-CI**

**rs10456100 (T), P=1.44e-07**

IHGC2016 MO

deCODE MO

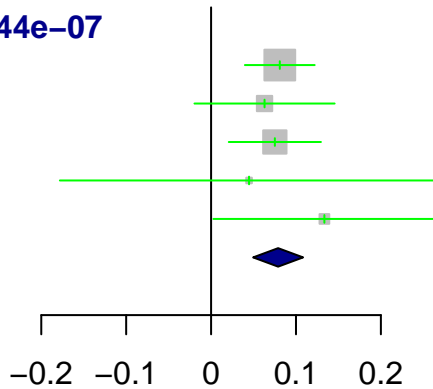
DBDS MO

UKBB MO

LUMINA MO

**Fixed effect model**

$I^2 = 0\%$



**Study**

**BETA**

**BETA**

**95%-CI**

**rs34273564 (T), P=0.000303**

IHGC2016 MO

deCODE MO

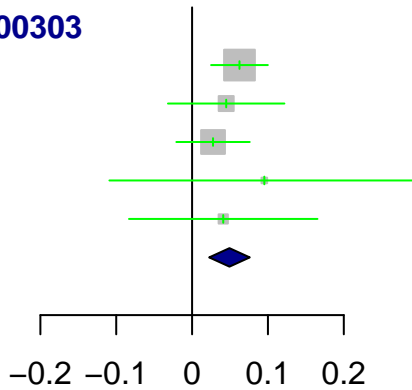
DBDS MO

UKBB MO

LUMINA MO

**Fixed effect model**

$I^2 = 0\%$





**Study**

**BETA**

**BETA**

**95%-CI**

**rs11153082 (G), P=2.38e-21**

IHGC2016 MO

deCODE MO

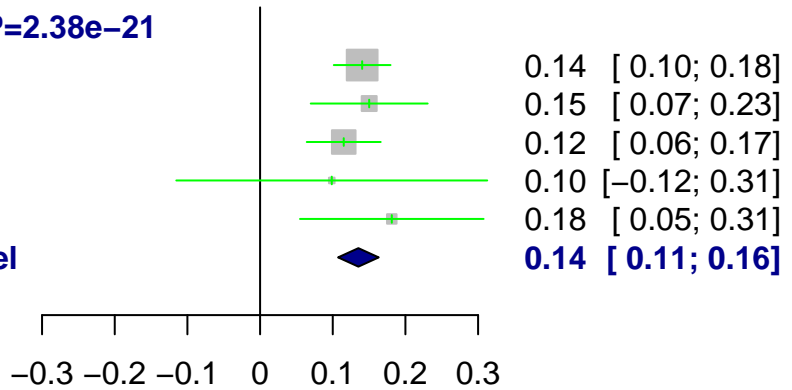
DBDS MO

UKBB MO

LUMINA MO

**Fixed effect model**

$I^2 = 0\%$



**Study**

**BETA**

**BETA**

**95%-CI**

**rs6568677 (A), P=0.165763**

IHGC2016 MO

deCODE MO

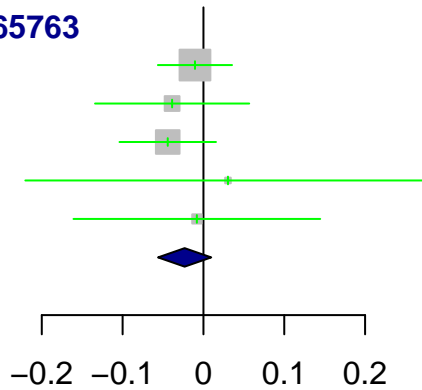
DBDS MO

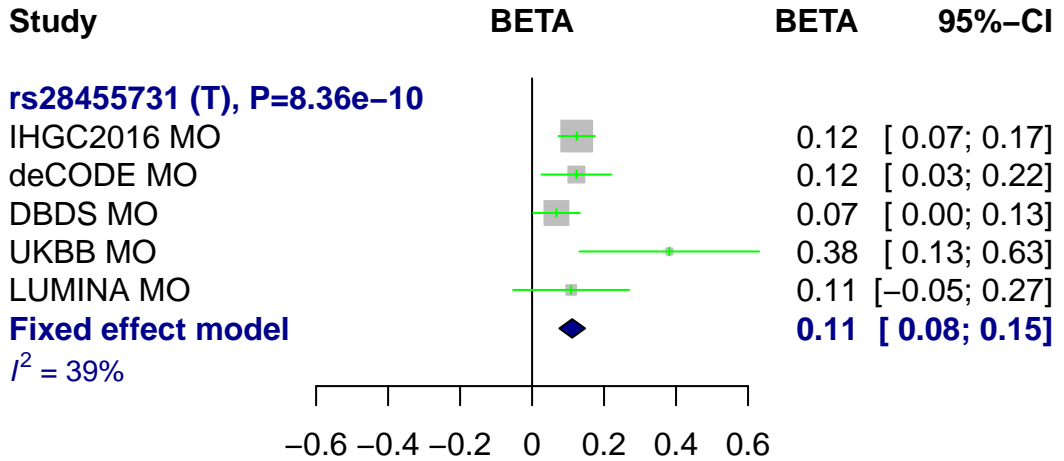
UKBB MO

LUMINA MO

**Fixed effect model**

$I^2 = 0\%$





Study

BETA

BETA

95%-CI

**rs9383843 (C), P=0.057208**

IHGC2016 MO

deCODE MO

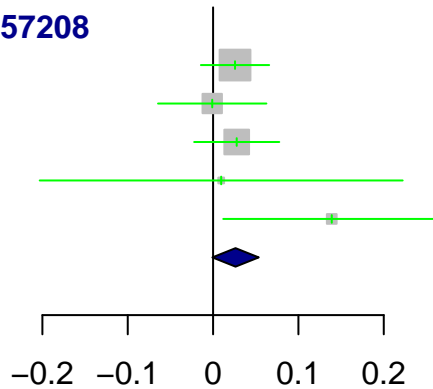
DBDS MO

UKBB MO

LUMINA MO

**Fixed effect model**

$I^2 = 0\%$



Study

BETA

BETA

95%-CI

**rs10234636 (T), P=4.29e-08**

IHGC2016 MO

deCODE MO

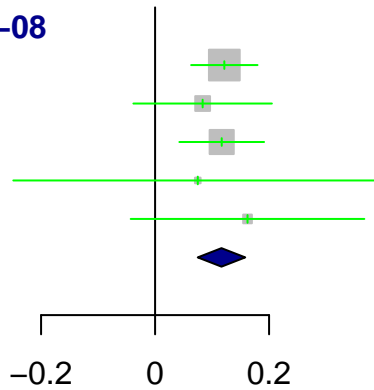
DBDS MO

UKBB MO

LUMINA MO

**Fixed effect model**

$I^2 = 0\%$



**Study**

**BETA**

**BETA**

**95%-CI**

**rs13235543 (C), P=0.001576**

IHGC2016 MO

deCODE MO

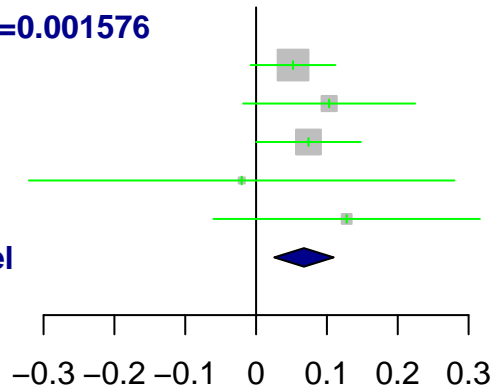
DBDS MO

UKBB MO

LUMINA MO

**Fixed effect model**

$I^2 = 0\%$



**Study**

**BETA**

**BETA**

**95%-CI**

**rs56067931 (C), P=0.072596**

IHGC2016 MO

deCODE MO

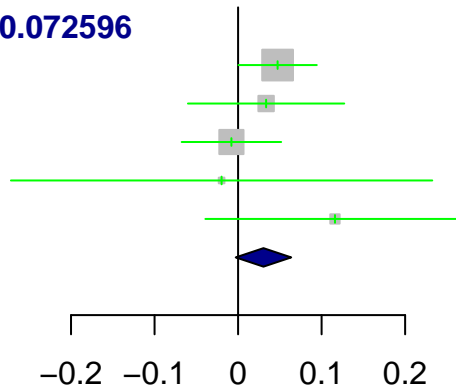
DBDS MO

UKBB MO

LUMINA MO

**Fixed effect model**

$I^2 = 0\%$



Study

BETA

BETA

95%-CI

**rs11782789 (A), P=0.046793**

IHGC2016 MO

deCODE MO

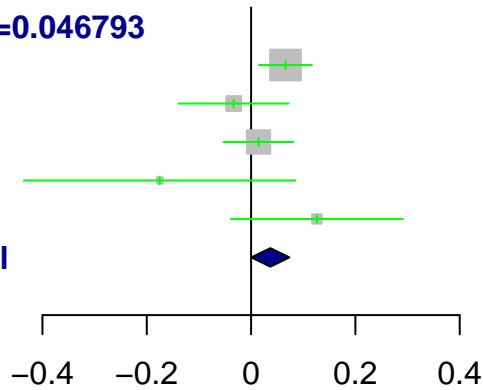
DBDS MO

UKBB MO

LUMINA MO

**Fixed effect model**

$I^2 = 43\%$



0.07 [0.02; 0.12]

-0.03 [-0.14; 0.07]

0.01 [-0.05; 0.08]

-0.18 [-0.44; 0.09]

0.13 [-0.04; 0.29]

**0.04 [0.00; 0.07]**



Study

BETA

BETA

95%-CI

**rs4739105 (T), P=0.2512**

IHGC2016 MO

deCODE MO

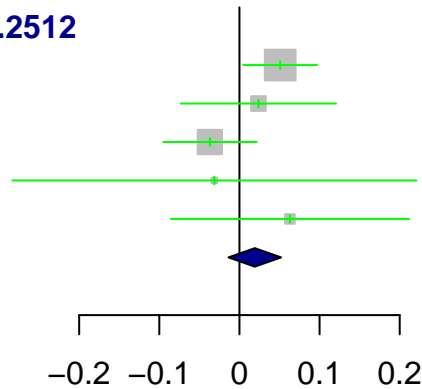
DBDS MO

UKBB MO

LUMINA MO

**Fixed effect model**

$I^2 = 32\%$



0.05 [0.00; 0.10]

0.02 [-0.07; 0.12]

-0.04 [-0.10; 0.02]

-0.03 [-0.28; 0.22]

0.06 [-0.09; 0.21]

**0.02 [-0.01; 0.05]**

**Study**

**BETA**

**BETA**

**95%-CI**

**rs580845 (A), P=0.000361**

IHGC2016 MO

deCODE MO

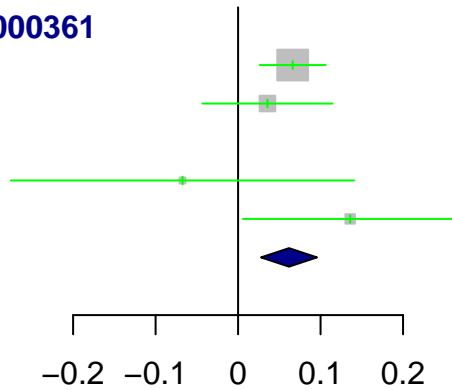
DBDS MO

UKBB MO

LUMINA MO

**Fixed effect model**

$I^2 = 6\%$



Study

BETA

BETA

95%-CI

**rs10156578 (C), P=0.000848**

IHGC2016 MO

deCODE MO

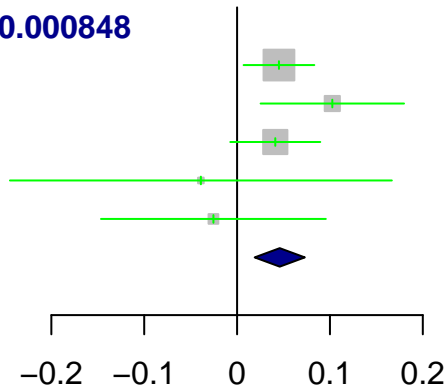
DBDS MO

UKBB MO

LUMINA MO

**Fixed effect model**

$I^2 = 2\%$



0.05 [ 0.01; 0.08]

0.10 [ 0.03; 0.18]

0.04 [-0.01; 0.09]

-0.04 [-0.24; 0.17]

-0.03 [-0.15; 0.10]

**0.05 [ 0.02; 0.07]**

Study

BETA

BETA

95%-CI

**rs7034179 (T), P=0.000105**

IHGC2016 MO

deCODE MO

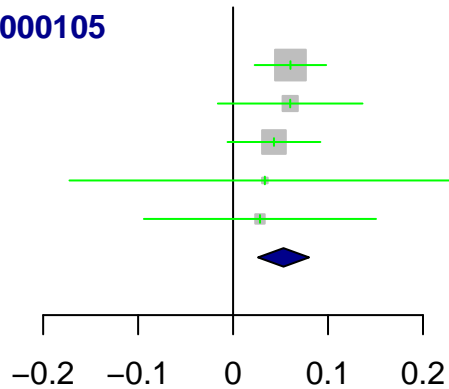
DBDS MO

UKBB MO

LUMINA MO

**Fixed effect model**

$I^2 = 0\%$



Study

BETA

BETA

95%-CI

**rs17723637 (G), P=7.85e-05**

IHGC2016 MO

deCODE MO

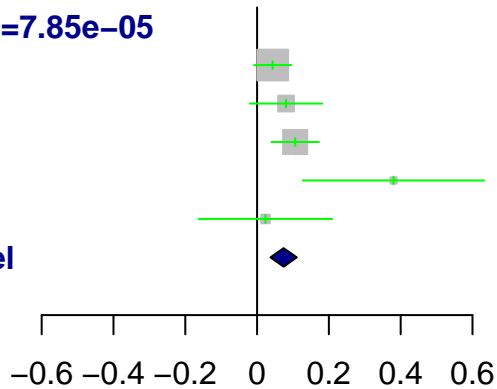
DBDS MO

UKBB MO

LUMINA MO

**Fixed effect model**

$I^2 = 51\%$



**Study**

**BETA**

**BETA**

**95%-CI**

**rs3891689 (C), P=1.52e-14**

IHGC2016 MO

deCODE MO

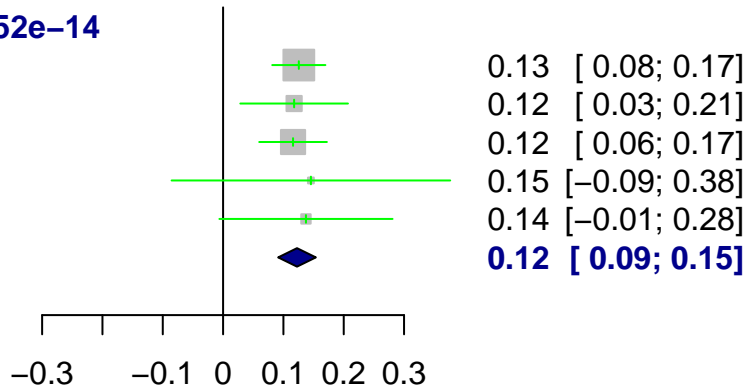
DBDS MO

UKBB MO

LUMINA MO

**Fixed effect model**

$I^2 = 0\%$



**Study**

**BETA**

**BETA**

**95%-CI**

**rs4278223 (T), P=0.246581**

IHGC2016 MO

deCODE MO

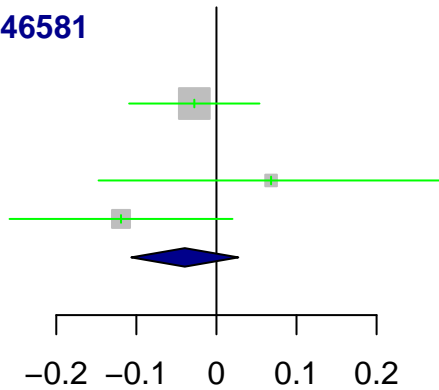
DBDS MO

UKBB MO

LUMINA MO

**Fixed effect model**

$I^2 = 13\%$



**Study**

**BETA**

**BETA**

**95%-CI**

**rs7916911 (T), P=0.027591**

IHGC2016 MO

deCODE MO

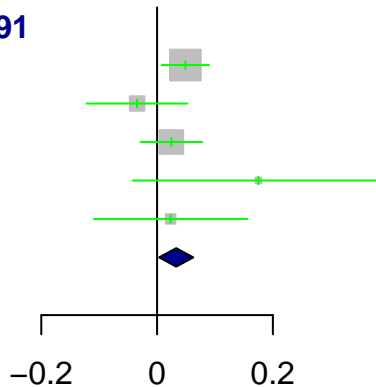
DBDS MO

UKBB MO

LUMINA MO

**Fixed effect model**

$I^2 = 14\%$





Study

BETA

BETA

95%-CI

**rs10828247 (G), P=0.000481**

IHGC2016 MO

deCODE MO

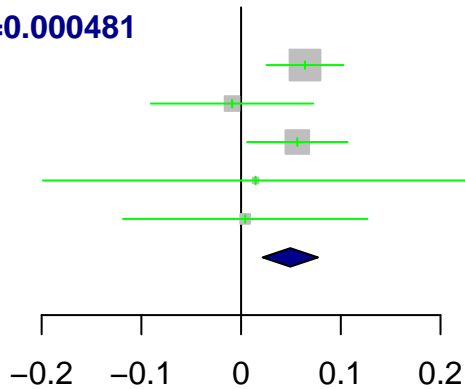
DBDS MO

UKBB MO

LUMINA MO

**Fixed effect model**

$I^2 = 0\%$



Study

BETA

BETA

95%-CI

**rs2274224 (G), P=7.25e-10**

IHGC2016 MO

deCODE MO

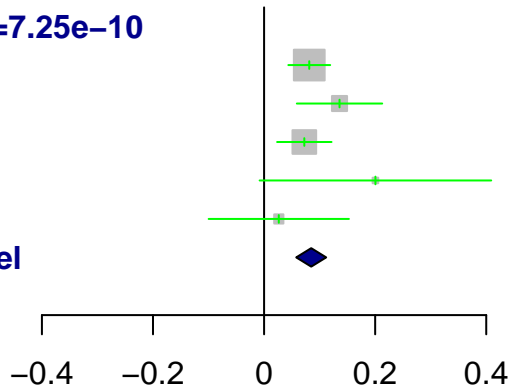
DBDS MO

UKBB MO

LUMINA MO

**Fixed effect model**

$I^2 = 0\%$



**Study**

**BETA**

**BETA**

**95%-CI**

**rs12260159 (G), P=0.000175**

IHGC2016 MO

deCODE MO

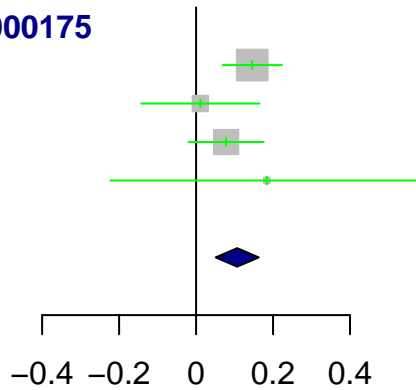
DBDS MO

UKBB MO

LUMINA MO

**Fixed effect model**

$I^2 = 0\%$



0.15 [0.07; 0.22]

0.01 [-0.14; 0.16]

0.08 [-0.02; 0.18]

0.18 [-0.22; 0.59]

**0.11 [0.05; 0.16]**

**Study**

**BETA**

**BETA**

**95%-CI**

**rs12260436 (C), P=0.010506**

IHGC2016 MO

deCODE MO

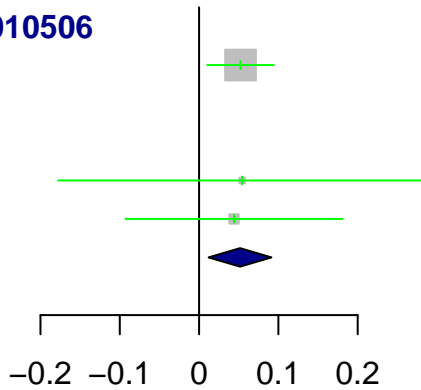
DBDS MO

UKBB MO

LUMINA MO

**Fixed effect model**

$I^2 = 0\%$



Study

BETA

BETA

95%-CI

**rs869432 (A), P=0.32406**

IHGC2016 MO

deCODE MO

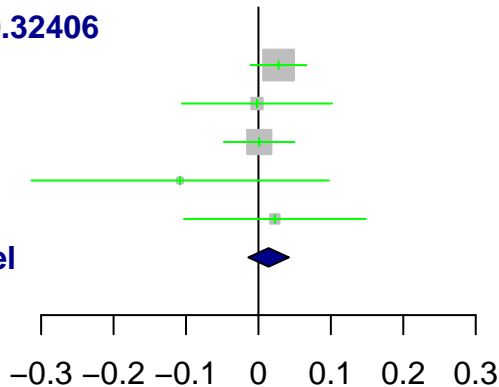
DBDS MO

UKBB MO

LUMINA MO

**Fixed effect model**

$I^2 = 0\%$



Study

BETA

BETA

95%-CI

**rs2672592 (T), P=2.07e-05**

IHGC2016 MO

deCODE MO

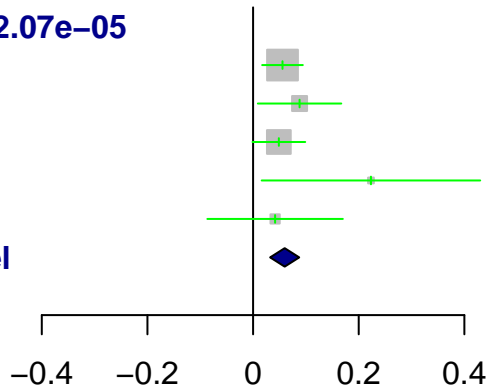
DBDS MO

UKBB MO

LUMINA MO

**Fixed effect model**

$I^2 = 0\%$



Study

BETA

BETA

95%-CI

**rs11248546 (C), P=4.6e-05**

IHGC2016 MO

deCODE MO

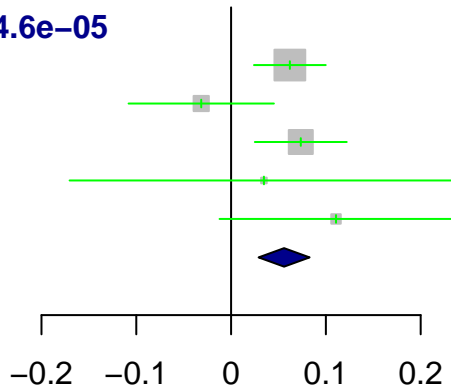
DBDS MO

UKBB MO

LUMINA MO

**Fixed effect model**

$I^2 = 38\%$



0.06 [0.02; 0.10]

-0.03 [-0.11; 0.05]

0.07 [0.03; 0.12]

0.03 [-0.17; 0.24]

0.11 [-0.01; 0.23]

**0.06 [0.03; 0.08]**

**Study**

**BETA**

**BETA**

**95%-CI**

**rs200314499 (D), P=0.470651**

IHGC2016 MO

deCODE MO

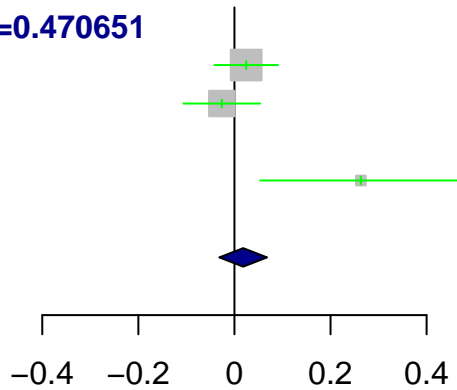
DBDS MO

UKBB MO

LUMINA MO

**Fixed effect model**

$I^2 = 69\%$



0.02 [-0.04; 0.09]

-0.03 [-0.11; 0.05]

0.26 [ 0.05; 0.47]

**0.02 [-0.03; 0.07]**

-0.4 -0.2 0 0.2 0.4



Study

BETA

BETA

95%-CI

**rs12295710 (T), P=5.93e-06**

IHGC2016 MO

deCODE MO

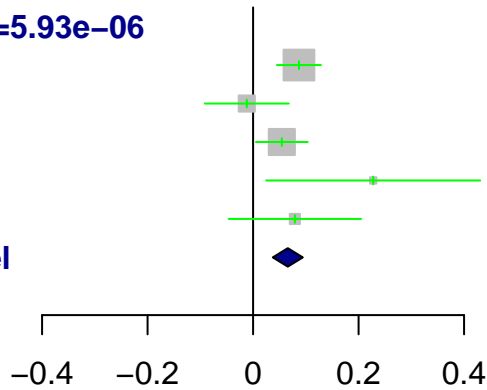
DBDS MO

UKBB MO

LUMINA MO

**Fixed effect model**

$I^2 = 46\%$



Study

BETA

BETA

95%-CI

**rs4910165 (G), P=8.1e-12**

IHGC2016 MO

deCODE MO

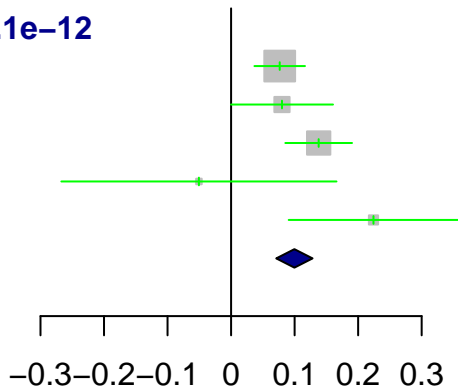
DBDS MO

UKBB MO

LUMINA MO

**Fixed effect model**

$I^2 = 54\%$



Study

BETA

BETA

95%-CI

**rs1003194 (A), P=0.015435**

IHGC2016 MO

deCODE MO

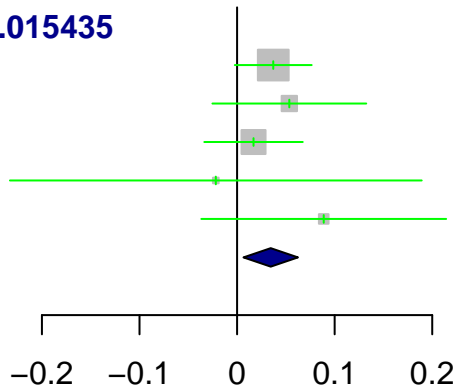
DBDS MO

UKBB MO

LUMINA MO

**Fixed effect model**

$I^2 = 0\%$



Study

BETA

BETA

95%-CI

**rs11031122 (C), P=0.590073**

IHGC2016 MO

deCODE MO

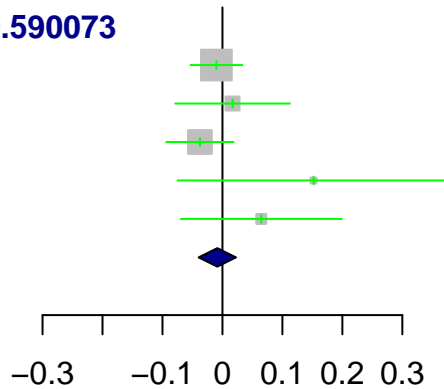
DBDS MO

UKBB MO

LUMINA MO

**Fixed effect model**

$I^2 = 8\%$



Study

BETA

BETA

95%-CI

**rs7932866 (A), P=0.082714**

IHGC2016 MO

deCODE MO

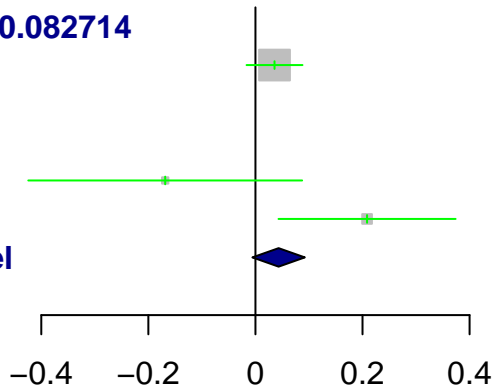
DBDS MO

UKBB MO

LUMINA MO

**Fixed effect model**

$I^2 = 69\%$



Study

BETA

BETA

95%-CI

**rs12787928 (A), P=0.245357**

IHGC2016 MO

deCODE MO

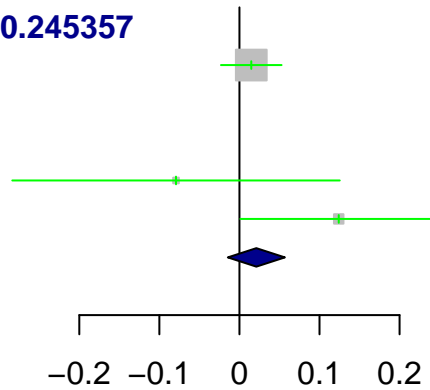
DBDS MO

UKBB MO

LUMINA MO

**Fixed effect model**

$I^2 = 46\%$



0.01 [-0.02; 0.05]

-0.08 [-0.28; 0.13]

0.12 [0.00; 0.25]

**0.02 [-0.01; 0.06]**

-0.2 -0.1 0 0.1 0.2

Study

BETA

BETA

95%-CI

**rs566673 (G), P=0.508601**

IHGC2016 MO

deCODE MO

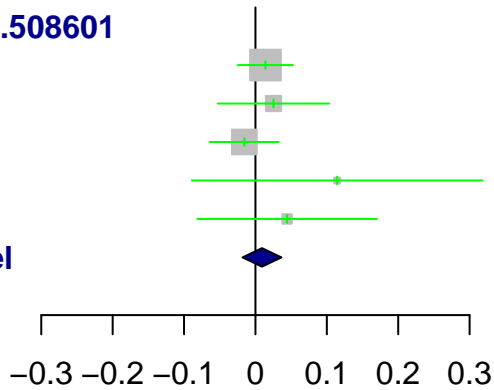
DBDS MO

UKBB MO

LUMINA MO

**Fixed effect model**

$I^2 = 0\%$



Study

BETA

BETA

95%-CI

**rs12226331 (T), P=0.056626**

IHGC2016 MO

deCODE MO

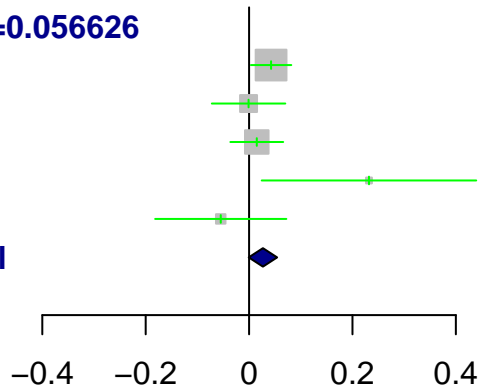
DBDS MO

UKBB MO

LUMINA MO

**Fixed effect model**

$I^2 = 41\%$





Study

BETA

BETA

95%-CI

**rs10894756 (G), P=0.304877**

IHGC2016 MO

deCODE MO

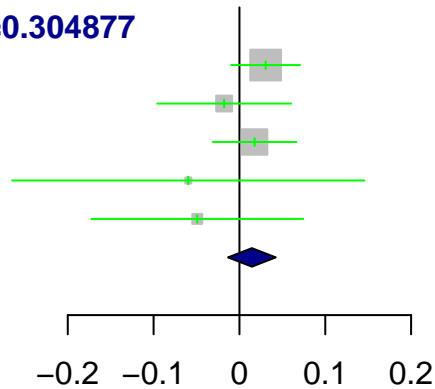
DBDS MO

UKBB MO

LUMINA MO

**Fixed effect model**

$I^2 = 0\%$



0.03 [-0.01; 0.07]

-0.02 [-0.10; 0.06]

0.02 [-0.03; 0.07]

-0.06 [-0.26; 0.15]

-0.05 [-0.17; 0.07]

**0.01 [-0.01; 0.04]**

Study

BETA

BETA

95%-CI

**rs2160875 (C), P=2.6e-16**

IHGC2016 MO

deCODE MO

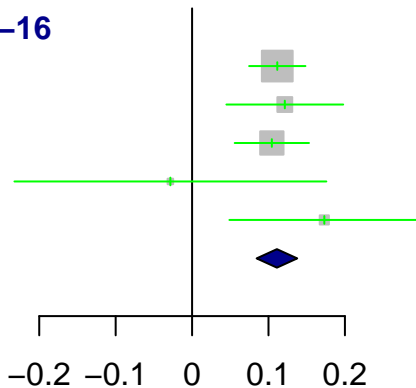
DBDS MO

UKBB MO

LUMINA MO

**Fixed effect model**

$I^2 = 0\%$



Study

BETA

BETA

95%-CI

**rs1458170 (C), P=0.003161**

IHGC2016 MO

deCODE MO

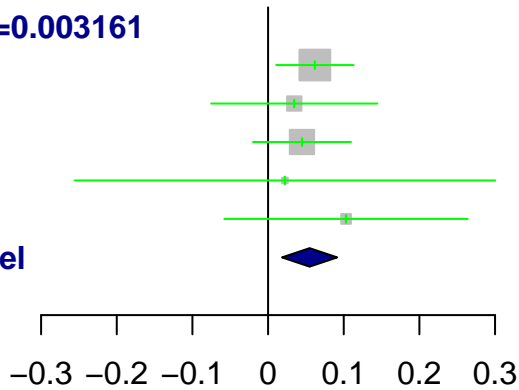
DBDS MO

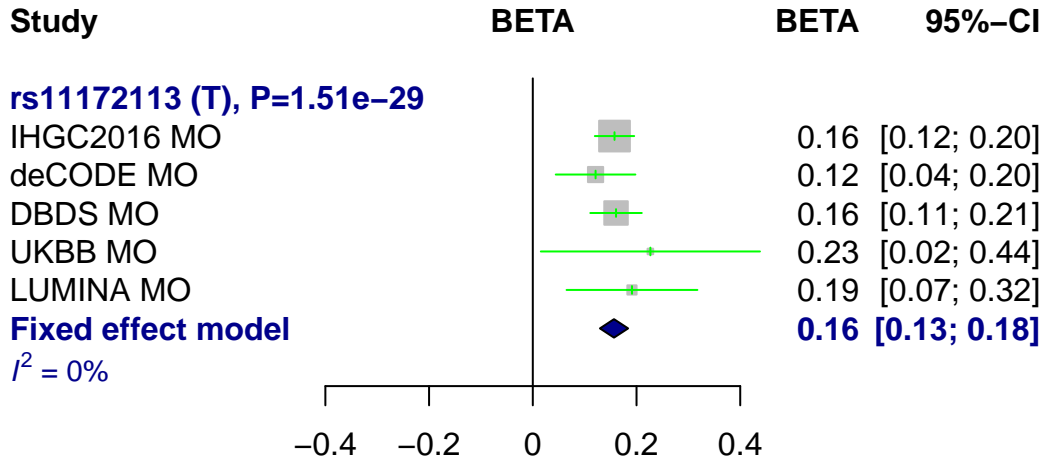
UKBB MO

LUMINA MO

**Fixed effect model**

$I^2 = 0\%$





Study

BETA

BETA

95%-CI

**rs4842676 (C), P=0.004161**

IHGC2016 MO

deCODE MO

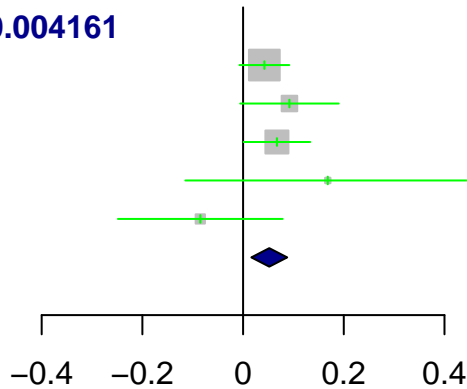
DBDS MO

UKBB MO

LUMINA MO

**Fixed effect model**

$I^2 = 8\%$



Study

BETA

BETA

95%-CI

**rs10777902 (A), P=0.456254**

IHGC2016 MO

deCODE MO

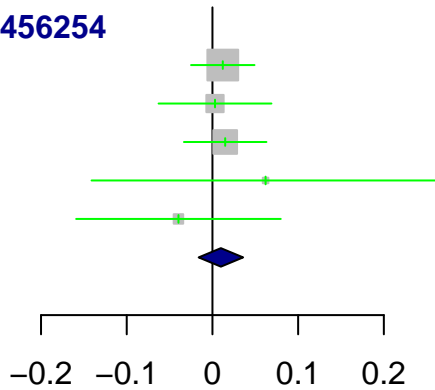
DBDS MO

UKBB MO

LUMINA MO

**Fixed effect model**

$I^2 = 0\%$



0.01 [-0.02; 0.05]

0.00 [-0.06; 0.07]

0.01 [-0.03; 0.06]

0.06 [-0.14; 0.27]

-0.04 [-0.16; 0.08]

**0.01 [-0.02; 0.04]**

-0.2 -0.1 0 0.1 0.2

Study

BETA

BETA

95%-CI

**rs1271309 (G), P=0.00432**

IHGC2016 MO

deCODE MO

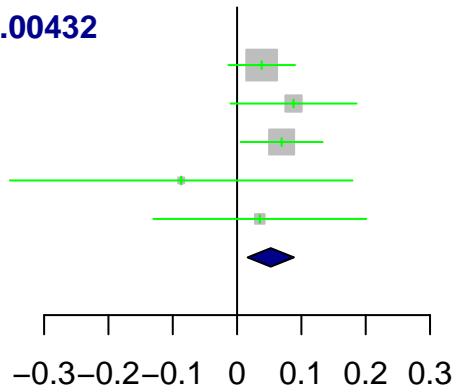
DBDS MO

UKBB MO

LUMINA MO

**Fixed effect model**

$I^2 = 0\%$



0.04 [-0.01; 0.09]

0.09 [-0.01; 0.19]

0.07 [0.01; 0.13]

-0.09 [-0.35; 0.18]

0.04 [-0.13; 0.20]

**0.05 [0.02; 0.09]**

Study

BETA

BETA

95%-CI

**rs7335684 (G), P=7.23e-05**

IHGC2016 MO

deCODE MO

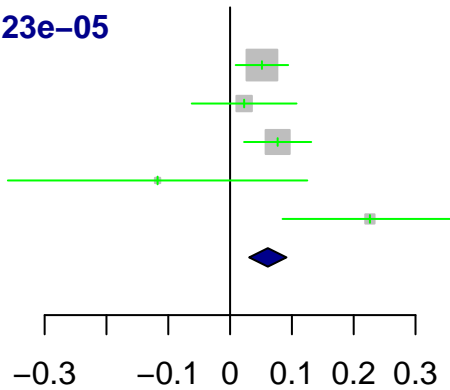
DBDS MO

UKBB MO

LUMINA MO

**Fixed effect model**

$I^2 = 54\%$





Study

BETA

BETA

95%-CI

**rs7996252 (T), P=1.51e-05**

IHGC2016 MO

deCODE MO

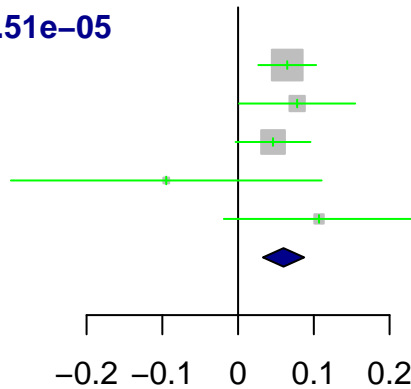
DBDS MO

UKBB MO

LUMINA MO

**Fixed effect model**

$I^2 = 0\%$



0.06 [ 0.03; 0.10]

0.08 [ 0.00; 0.15]

0.05 [ 0.00; 0.10]

-0.09 [-0.30; 0.11]

0.11 [-0.02; 0.23]

**0.06 [ 0.03; 0.09]**

Study

BETA

BETA

95%-CI

**rs2000660 (A), P=0.028945**

IHGC2016 MO

deCODE MO

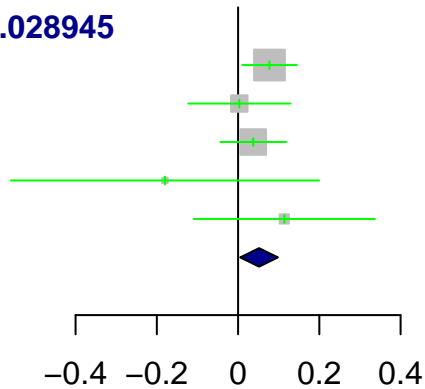
DBDS MO

UKBB MO

LUMINA MO

**Fixed effect model**

$I^2 = 0\%$



0.08 [0.01; 0.14]

0.00 [-0.12; 0.13]

0.04 [-0.04; 0.12]

-0.18 [-0.56; 0.20]

0.11 [-0.11; 0.34]

**0.05 [0.01; 0.10]**

Study

BETA

BETA

95%-CI

**rs1245463 (A), P=0.014536**

IHGC2016 MO

deCODE MO

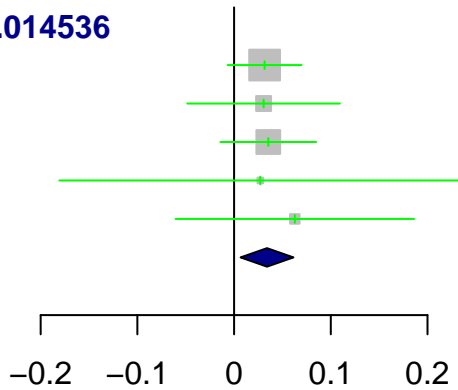
DBDS MO

UKBB MO

LUMINA MO

**Fixed effect model**

$I^2 = 0\%$



0.03 [-0.01; 0.07]

0.03 [-0.05; 0.11]

0.04 [-0.01; 0.08]

0.03 [-0.18; 0.23]

0.06 [-0.06; 0.19]

**0.03 [ 0.01; 0.06]**

-0.2 -0.1 0 0.1 0.2

Study

BETA

BETA

95%-CI

**rs1542668 (G), P=0.097092**

IHGC2016 MO

deCODE MO

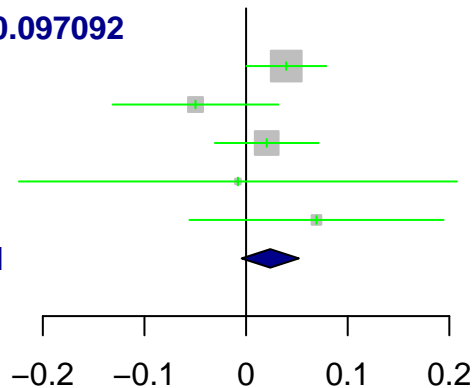
DBDS MO

UKBB MO

LUMINA MO

**Fixed effect model**

$I^2 = 8\%$



Study

BETA

BETA

95%-CI

**rs28756401 (G), P=0.007506**

IHGC2016 MO

deCODE MO

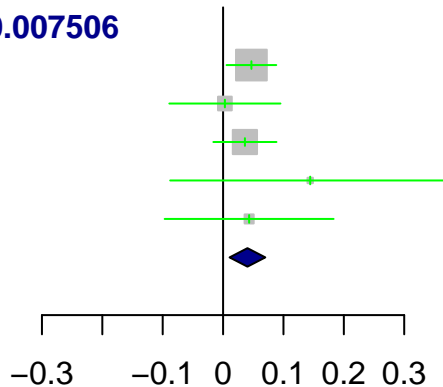
DBDS MO

UKBB MO

LUMINA MO

**Fixed effect model**

$I^2 = 0\%$



Study

BETA

BETA

95%-CI

**rs55707505 (T), P=0.000663**

IHGC2016 MO

deCODE MO

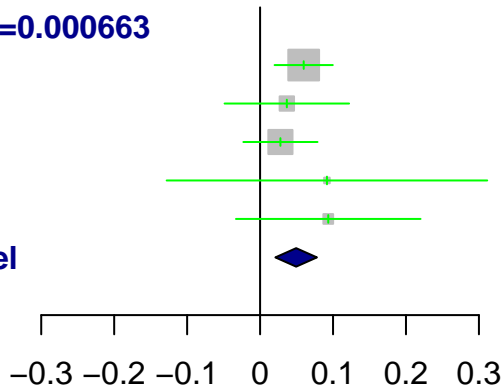
DBDS MO

UKBB MO

LUMINA MO

**Fixed effect model**

$I^2 = 0\%$



Study

BETA

BETA

95%-CI

**rs75002882 (G), P=0.220845**

IHGC2016 MO

deCODE MO

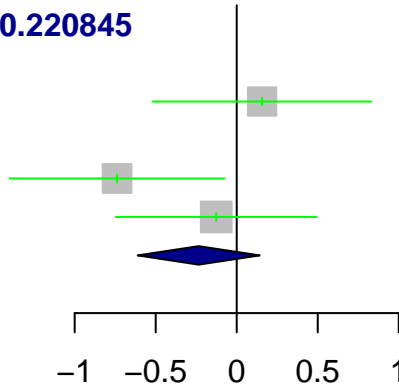
DBDS MO

UKBB MO

LUMINA MO

**Fixed effect model**

$I^2 = 45\%$



0.16 [-0.52; 0.83]

-0.74 [-1.40; -0.07]

-0.13 [-0.75; 0.49]

**-0.23 [-0.61; 0.14]**

**Study**

**BETA**

**BETA**

**95%-CI**

**rs11624776 (A), P=0.004771**

IHGC2016 MO

deCODE MO

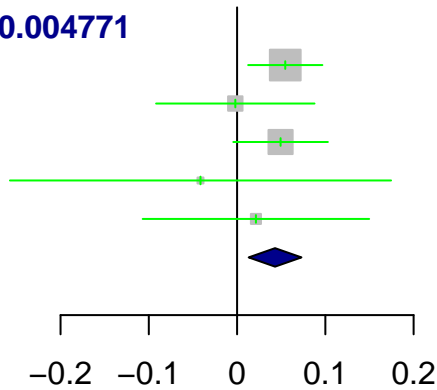
DBDS MO

UKBB MO

LUMINA MO

**Fixed effect model**

$I^2 = 0\%$



0.05 [0.01; 0.10]

-0.00 [-0.09; 0.09]

0.05 [0.00; 0.10]

-0.04 [-0.26; 0.17]

0.02 [-0.11; 0.15]

**0.04 [0.01; 0.07]**

-0.2 -0.1 0 0.1 0.2



**Study**

**BETA**

**BETA**

**95%-CI**

**rs28929474 (T), P=0.006856**

IHGC2016 MO

deCODE MO

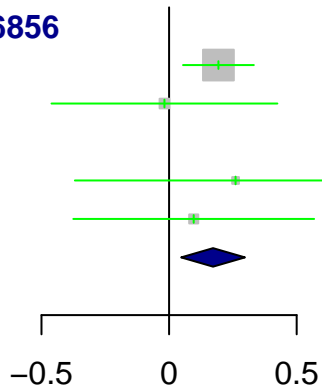
DBDS MO

UKBB MO

LUMINA MO

**Fixed effect model**

$I^2 = 0\%$



0.19 [ 0.05; 0.33]

-0.02 [-0.46; 0.42]

0.26 [-0.37; 0.89]

0.10 [-0.38; 0.57]

**0.17 [ 0.05; 0.30]**

Study

BETA

BETA

95%-CI

**rs12708529 (A), P=0.3142**

IHGC2016 MO

deCODE MO

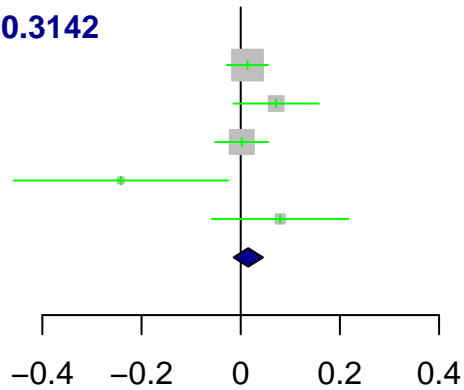
DBDS MO

UKBB MO

LUMINA MO

**Fixed effect model**

$I^2 = 51\%$



**Study**

**BETA**

**BETA**

**95%-CI**

**rs12598836 (G), P=0.901093**

IHGC2016 MO

deCODE MO

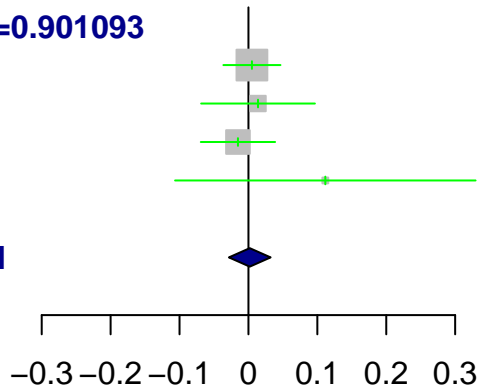
DBDS MO

UKBB MO

LUMINA MO

**Fixed effect model**

$I^2 = 0\%$



Study

BETA

BETA

95%-CI

**rs8046696 (T), P=0.032564**

IHGC2016 MO

deCODE MO

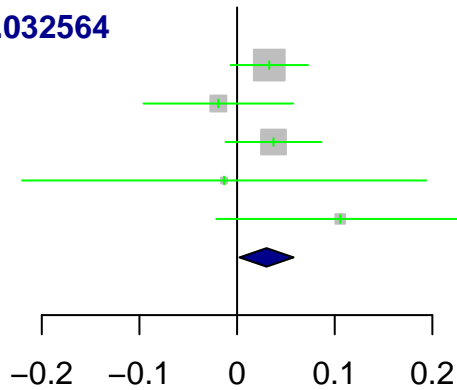
DBDS MO

UKBB MO

LUMINA MO

**Fixed effect model**

$I^2 = 0\%$



Study

BETA

BETA

95%-CI

**rs8052831 (G), P=0.0054**

IHGC2016 MO

deCODE MO

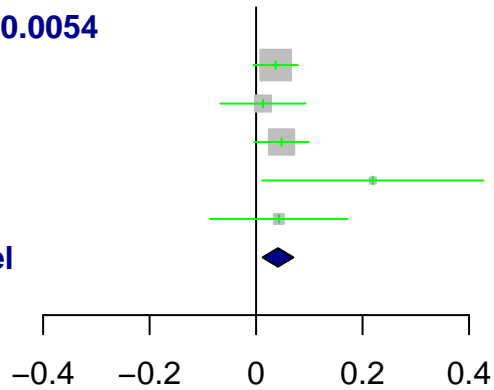
DBDS MO

UKBB MO

LUMINA MO

**Fixed effect model**

$I^2 = 0\%$



Study

BETA

BETA

95%-CI

**rs9894634 (C), P=0.174008**

IHGC2016 MO

deCODE MO

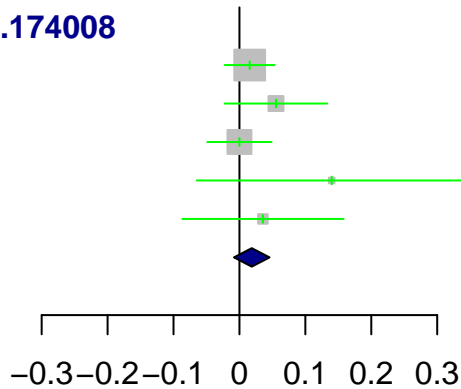
DBDS MO

UKBB MO

LUMINA MO

**Fixed effect model**

$I^2 = 0\%$



0.02 [-0.02; 0.05]

0.06 [-0.02; 0.13]

0.00 [-0.05; 0.05]

0.14 [-0.06; 0.34]

0.04 [-0.09; 0.16]

**0.02 [-0.01; 0.05]**

Study

BETA

BETA

95%-CI

**rs34914463 (T), P=0.464925**

IHGC2016 MO

deCODE MO

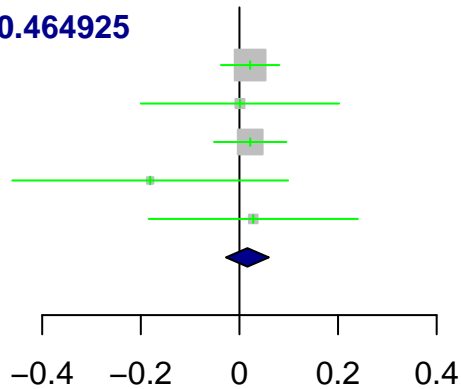
DBDS MO

UKBB MO

LUMINA MO

**Fixed effect model**

$I^2 = 0\%$



Study

BETA

BETA

95%-CI

**rs11652860 (G), P=0.030306**

IHGC2016 MO

deCODE MO

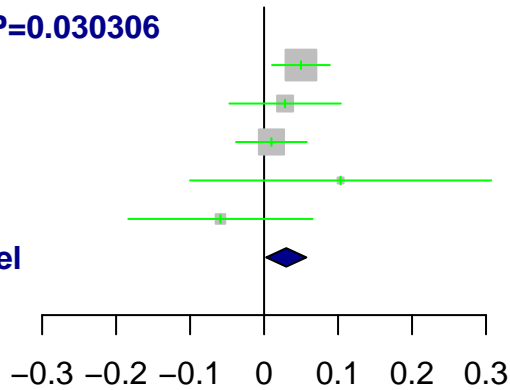
DBDS MO

UKBB MO

LUMINA MO

**Fixed effect model**

$I^2 = 3\%$





Study

BETA

BETA

95%-CI

**rs2119930 (G), P=0.001418**

IHGC2016 MO

deCODE MO

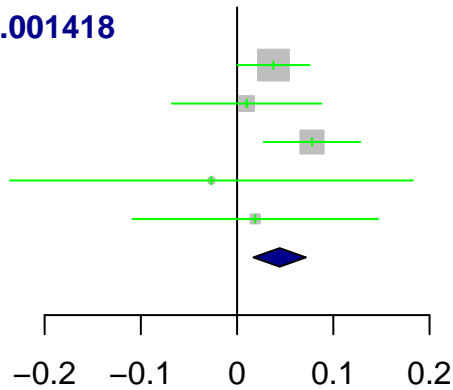
DBDS MO

UKBB MO

LUMINA MO

**Fixed effect model**

$I^2 = 0\%$



0.04 [ 0.00; 0.08]

0.01 [-0.07; 0.09]

0.08 [ 0.03; 0.13]

-0.03 [-0.24; 0.18]

0.02 [-0.11; 0.15]

**0.04 [ 0.02; 0.07]**

**Study**

**BETA**

**BETA**

**95%-CI**

**rs12452590 (G), P=0.000416**

IHGC2016 MO

deCODE MO

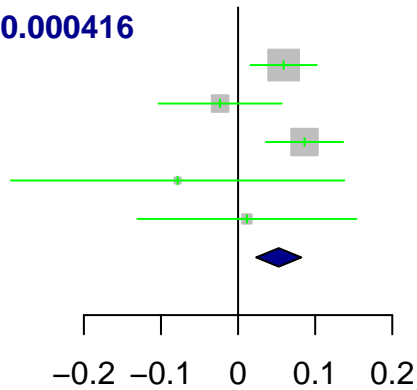
DBDS MO

UKBB MO

LUMINA MO

**Fixed effect model**

$I^2 = 43\%$



0.06 [ 0.02; 0.10]

-0.02 [-0.10; 0.06]

0.09 [ 0.04; 0.14]

-0.08 [-0.29; 0.14]

0.01 [-0.13; 0.15]

**0.05 [ 0.02; 0.08]**

Study

BETA

BETA

95%-CI

**rs1285294 (C), P=0.014319**

IHGC2016 MO

deCODE MO

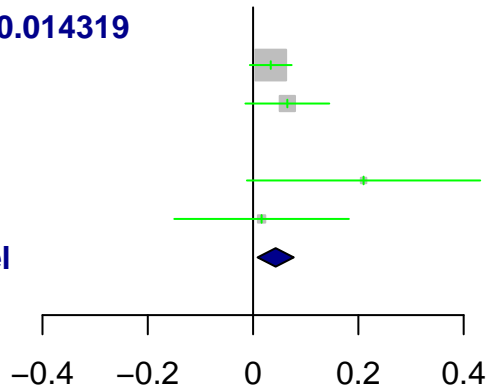
DBDS MO

UKBB MO

LUMINA MO

**Fixed effect model**

$I^2 = 0\%$



Study

BETA

BETA

95%-CI

**rs8077768 (C), P=5e-05**

IHGC2016 MO

deCODE MO

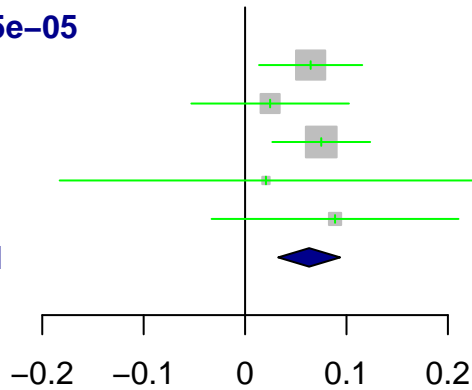
DBDS MO

UKBB MO

LUMINA MO

**Fixed effect model**

$I^2 = 0\%$



**Study**

**BETA**

**BETA**

**95%-CI**

**rs7506921 (A), P=9.93e-05**

IHGC2016 MO

deCODE MO

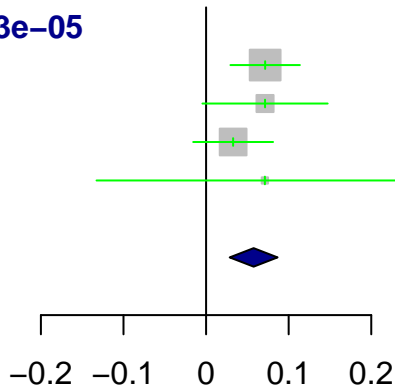
DBDS MO

UKBB MO

LUMINA MO

**Fixed effect model**

$I^2 = 0\%$



0.07 [0.03; 0.11]

0.07 [0.00; 0.15]

0.03 [-0.02; 0.08]

0.07 [-0.13; 0.28]

**0.06 [0.03; 0.09]**

Study

BETA

BETA

95%-CI

**rs1019990 (C), P=1.66e-06**

IHGC2016 MO

deCODE MO

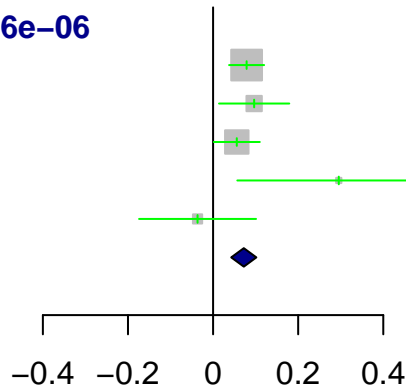
DBDS MO

UKBB MO

LUMINA MO

**Fixed effect model**

$I^2 = 39\%$



Study

BETA

BETA

95%-CI

**rs8087942 (A), P=8.86e-05**

IHGC2016 MO

deCODE MO

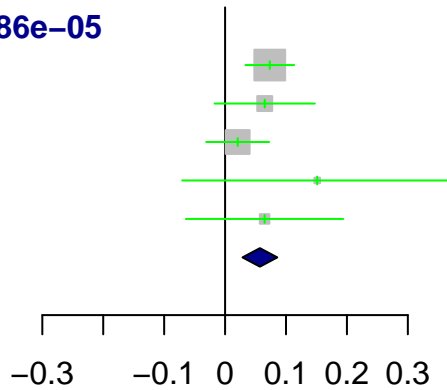
DBDS MO

UKBB MO

LUMINA MO

**Fixed effect model**

$I^2 = 0\%$



Study

BETA

BETA

95%-CI

**rs10405121 (G), P=0.551982**

IHGC2016 MO

deCODE MO

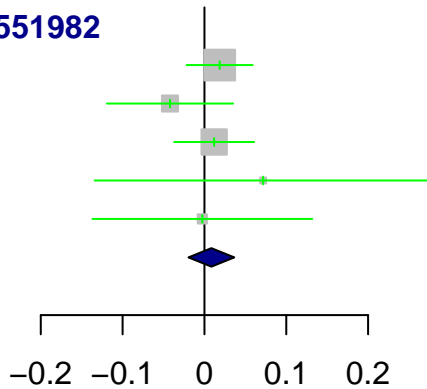
DBDS MO

UKBB MO

LUMINA MO

**Fixed effect model**

$I^2 = 0\%$





Study

BETA

BETA

95%-CI

**rs74182632 (A), P=0.14938**

IHGC2016 MO

deCODE MO

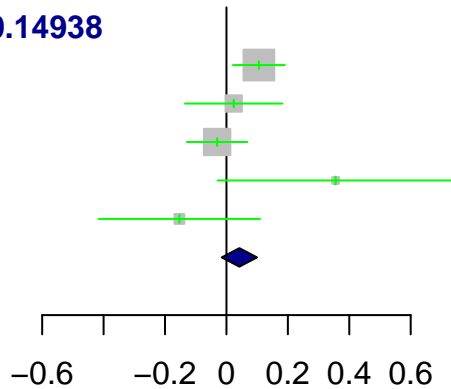
DBDS MO

UKBB MO

LUMINA MO

**Fixed effect model**

$I^2 = 55\%$



**Study**

**BETA**

**BETA**

**95%-CI**

**rs1982072 (A), P=0.02735**

IHGC2016 MO

deCODE MO

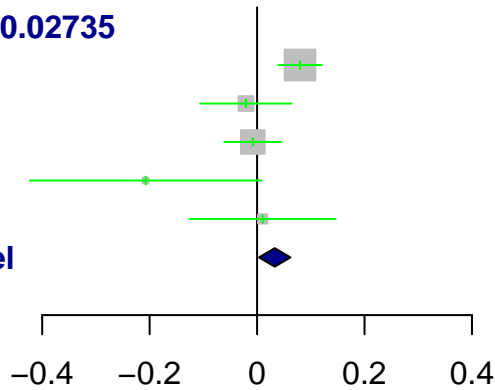
DBDS MO

UKBB MO

LUMINA MO

**Fixed effect model**

$I^2 = 71\%$



**Study**

**BETA**

**BETA 95%-CI**

**rs111404218 (G), P=0.075494**

IHGC2016 MO

deCODE MO

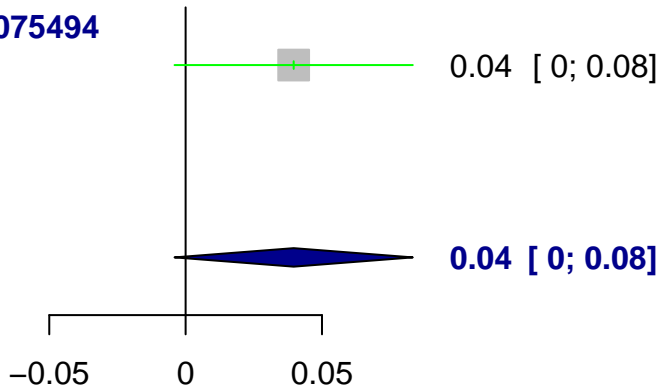
DBDS MO

UKBB MO

LUMINA MO

**Fixed effect model**

not applicable



Study

BETA

BETA

95%-CI

**rs4814864 (C), P=3.69e-09**

IHGC2016 MO

deCODE MO

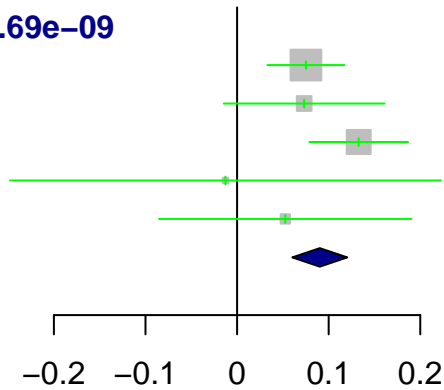
DBDS MO

UKBB MO

LUMINA MO

**Fixed effect model**

$I^2 = 1\%$



0.08 [0.03; 0.12]

0.07 [-0.01; 0.16]

0.13 [0.08; 0.19]

-0.01 [-0.25; 0.22]

0.05 [-0.09; 0.19]

**0.09 [0.06; 0.12]**

-0.2 -0.1 0 0.1 0.2

Study

BETA

BETA

95%-CI

**rs6057599 (T), P=8.47e-05**

IHGC2016 MO

deCODE MO

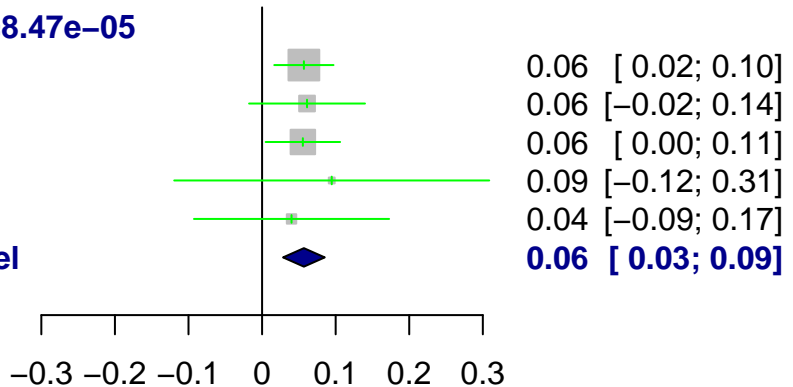
DBDS MO

UKBB MO

LUMINA MO

**Fixed effect model**

$I^2 = 0\%$



Study

BETA

BETA

95%-CI

**rs910187 (G), P=0.010711**

IHGC2016 MO

deCODE MO

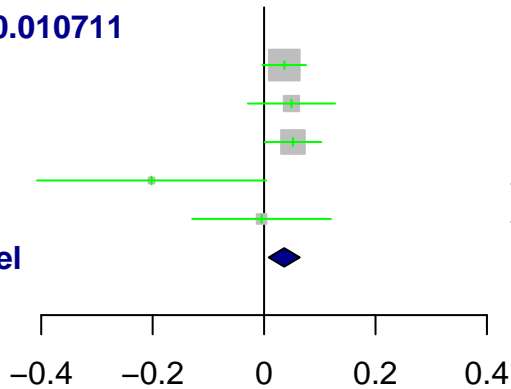
DBDS MO

UKBB MO

LUMINA MO

**Fixed effect model**

$I^2 = 34\%$



Study

BETA

BETA

95%-CI

**rs28451064 (G), P=0.001232**

IHGC2016 MO

deCODE MO

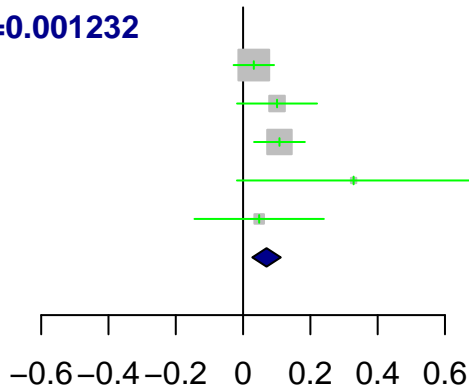
DBDS MO

UKBB MO

LUMINA MO

**Fixed effect model**

$I^2 = 20\%$



Study

BETA

BETA

95%-CI

**rs764508 (C), P=0.679378**

IHGC2016 MO

deCODE MO

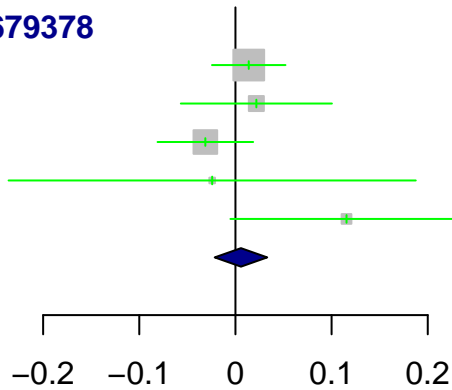
DBDS MO

UKBB MO

LUMINA MO

**Fixed effect model**

$I^2 = 30\%$





Study

BETA

BETA

95%-CI

**rs625686 (C), P=0.004881**

IHGC2016 MO

deCODE MO

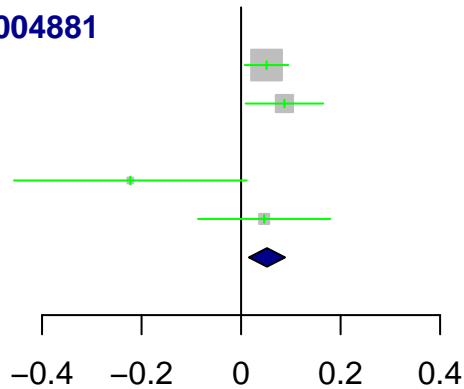
DBDS MO

UKBB MO

LUMINA MO

**Fixed effect model**

$I^2 = 51\%$



**Study**

**BETA**

**BETA**

**95%-CI**

**rs1507220 (A), P=0.600399**

IHGC2016 MO

deCODE MO

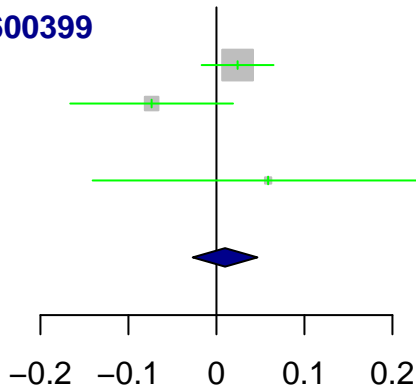
DBDS MO

UKBB MO

LUMINA MO

**Fixed effect model**

$I^2 = 48\%$



**Study**

**BETA**

**BETA**

**95%-CI**

**rs4403550 (T), P=0.289784**

IHGC2016 MO

deCODE MO

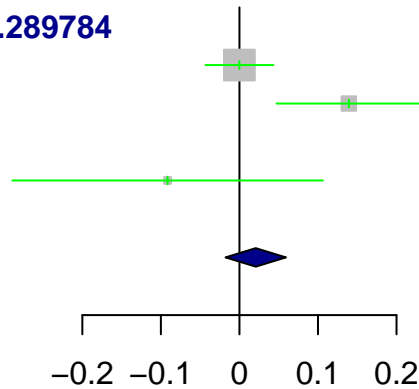
DBDS MO

UKBB MO

LUMINA MO

**Fixed effect model**

$I^2 = 76\%$



-0.00 [-0.04; 0.04]

0.14 [ 0.05; 0.23]

-0.09 [-0.29; 0.11]

**0.02 [-0.02; 0.06]**