

**Study**

**BETA**

**BETA**

**95%-CI**

**rs10218452 (G), P=7.26e-71**

GeneRISK

HUNT

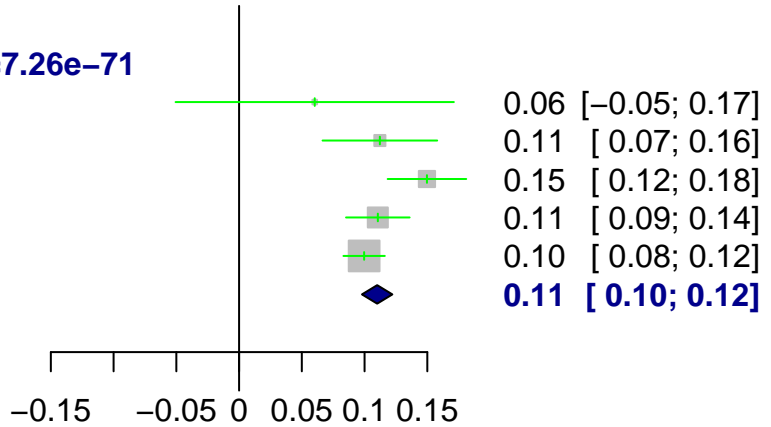
UKBB

IHGC2016

23andMe

**Fixed effect model**

$I^2 = 53\%$



Study

BETA

BETA

95%-CI

**rs10128028 (T), P=7.66e-09**

GeneRISK

HUNT

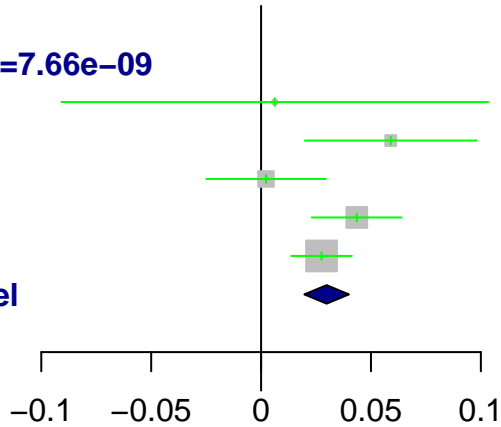
UKBB

IHGC2016

23andMe

**Fixed effect model**

$I^2 = 51\%$



**Study**

**BETA**

**BETA**

**95%-CI**

**rs12057629 (C), P=9.38e-14**

GeneRISK

HUNT

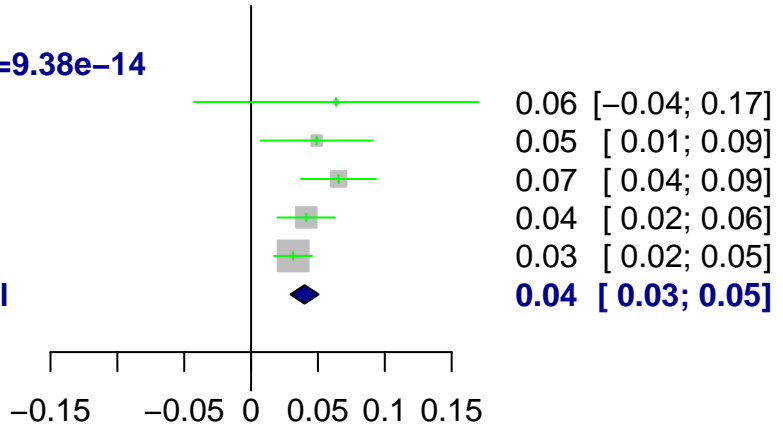
UKBB

IHGC2016

23andMe

**Fixed effect model**

$I^2 = 19\%$



Study

BETA

BETA

95%-CI

**rs28739509 (C), P=2.64e-10**

GeneRISK

HUNT

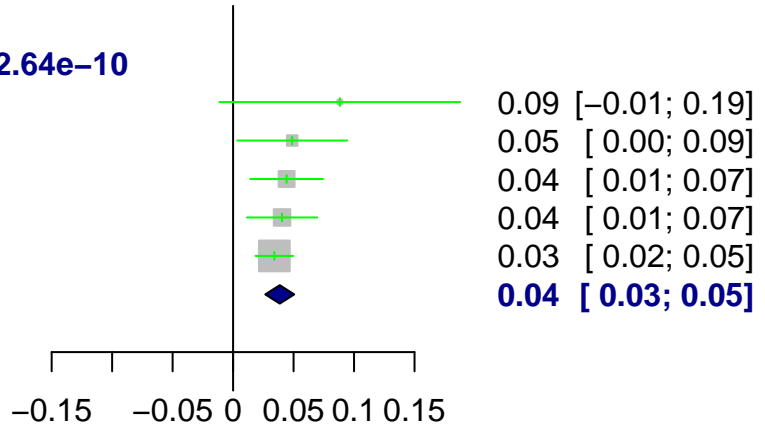
UKBB

IHGC2016

23andMe

**Fixed effect model**

$I^2 = 0\%$



**Study**

**BETA**

**BETA**

**95%-CI**

**rs1472662 (T), P=1.75e-08**

GeneRISK

HUNT

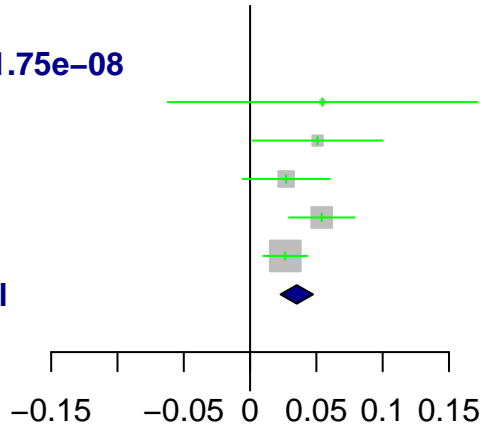
UKBB

IHGC2016

23andMe

**Fixed effect model**

$I^2 = 0\%$



0.05 [-0.06; 0.17]

0.05 [ 0.00; 0.10]

0.03 [-0.01; 0.06]

0.05 [ 0.03; 0.08]

0.03 [ 0.01; 0.04]

**0.04 [ 0.02; 0.05]**

-0.15 -0.05 0 0.05 0.1 0.15

**Study**

**BETA**

**BETA**

**95%-CI**

**rs11578492 (C), P=6.25e-09**

GeneRISK

HUNT

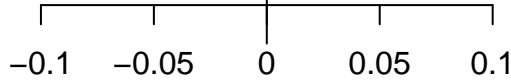
UKBB

IHGC2016

23andMe

**Fixed effect model**

$I^2 = 37\%$



**Study**

**BETA**

**BETA**

**95%-CI**

**rs7511672 (G), P=1.43e-09**

GeneRISK

HUNT

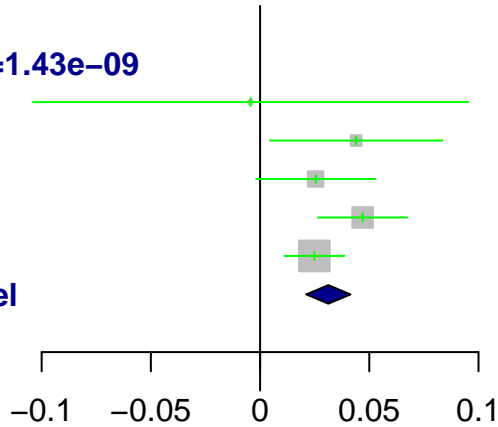
UKBB

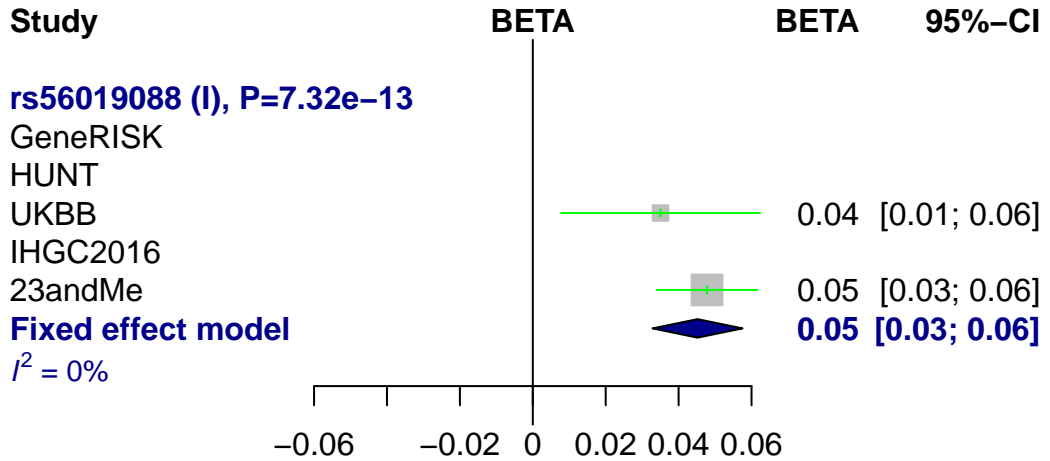
IHGC2016

23andMe

**Fixed effect model**

$I^2 = 4\%$







**Study**

**BETA**

**BETA**

**95%-CI**

**rs11165300 (G), P=4.72e-08**

GeneRISK

HUNT

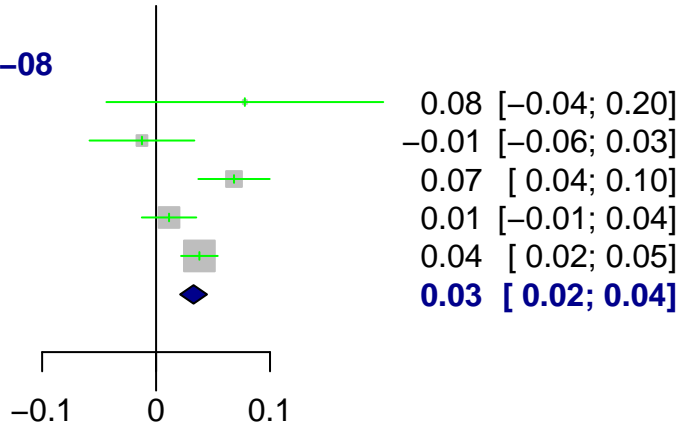
UKBB

IHGC2016

23andMe

**Fixed effect model**

$I^2 = 69\%$



**Study**

**BETA**

**BETA**

**95%-CI**

**rs2078371 (C), P=5.87e-42**

GeneRISK

HUNT

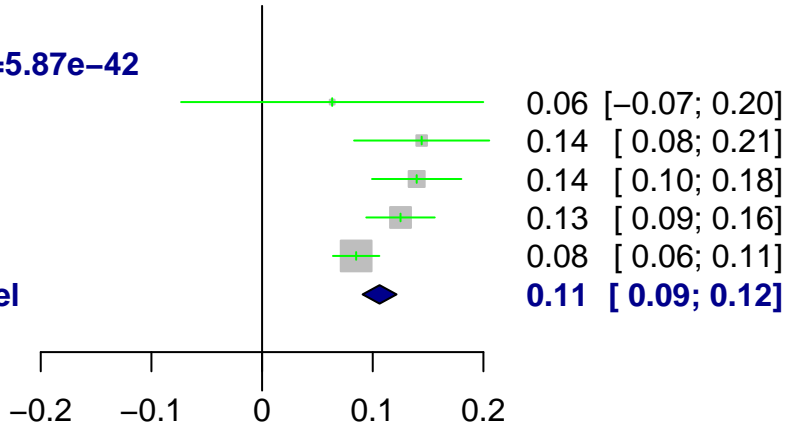
UKBB

IHGC2016

23andMe

**Fixed effect model**

$I^2 = 60\%$



**Study**

**BETA**

**BETA**

**95%-CI**

**rs6693567 (C), P=1.25e-13**

GeneRISK

HUNT

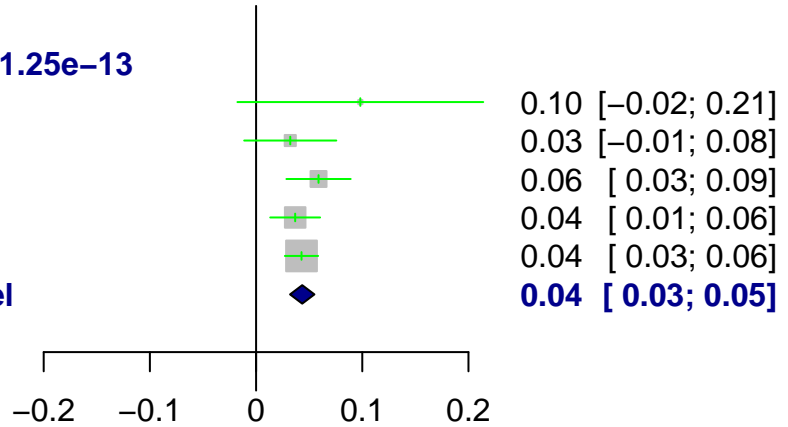
UKBB

IHGC2016

23andMe

**Fixed effect model**

$I^2 = 0\%$



**Study**

**BETA**

**BETA**

**95%-CI**

**rs2274319 (T), P=2.74e-41**

GeneRISK

HUNT

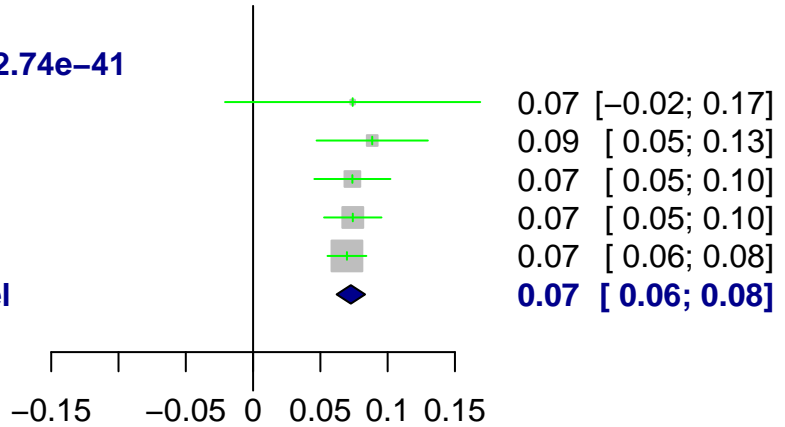
UKBB

IHGC2016

23andMe

**Fixed effect model**

$I^2 = 0\%$



**Study**

**BETA**

**BETA**

**95%-CI**

**rs11487328 (G), P=1.7e-08**

GeneRISK

HUNT

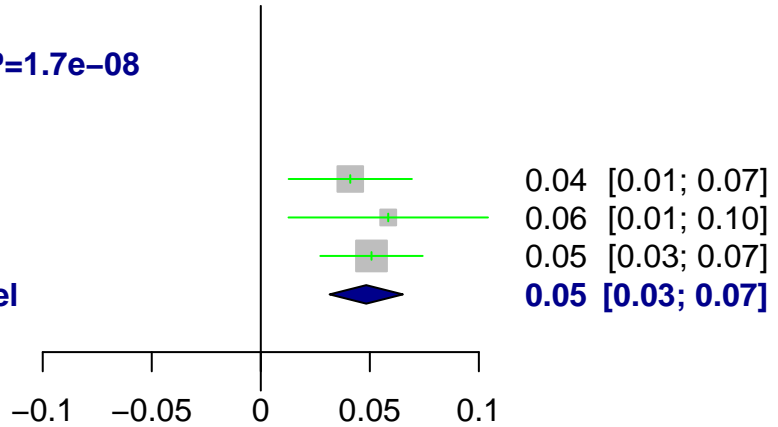
UKBB

IHGC2016

23andMe

**Fixed effect model**

$I^2 = 0\%$



**Study**

**BETA**

**BETA**

**95%-CI**

**rs6668908 (G), P=2.22e-08**

GeneRISK

HUNT

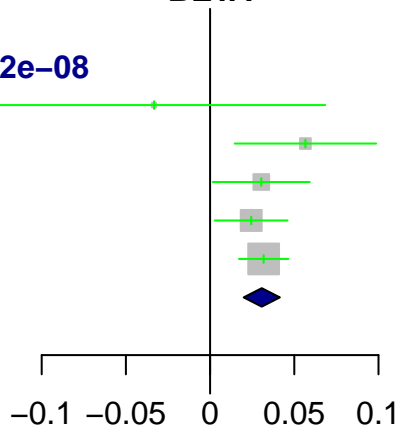
UKBB

IHGC2016

23andMe

**Fixed effect model**

$I^2 = 0\%$



-0.03 [-0.13; 0.07]

0.06 [0.01; 0.10]

0.03 [0.00; 0.06]

0.02 [0.00; 0.05]

0.03 [0.02; 0.05]

**0.03 [0.02; 0.04]**

**Study**

**BETA**

**BETA**

**95%-CI**

**rs56140113 (C), P=7.76e-09**

GeneRISK

HUNT

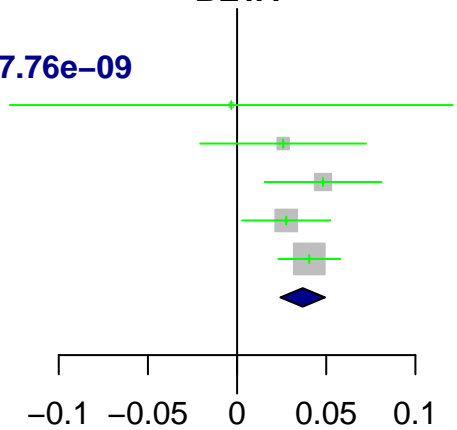
UKBB

IHGC2016

23andMe

**Fixed effect model**

$I^2 = 0\%$



-0.00 [-0.13; 0.12]

0.03 [-0.02; 0.07]

0.05 [ 0.02; 0.08]

0.03 [ 0.00; 0.05]

0.04 [ 0.02; 0.06]

**0.04 [ 0.02; 0.05]**

-0.1 -0.05 0 0.05 0.1

Study

BETA

BETA

95%-CI

**rs72764846 (G), P=5.41e-09**

GeneRISK

HUNT

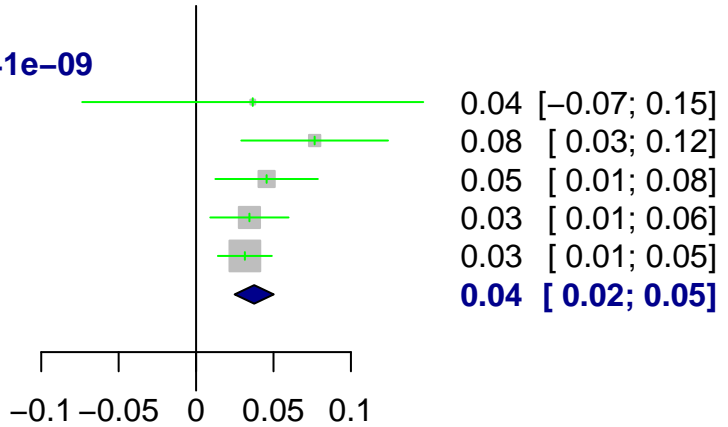
UKBB

IHGC2016

23andMe

**Fixed effect model**

$I^2 = 0\%$





**Study**

**BETA**

**BETA**

**95%-CI**

**rs12712881 (A), P=3.5e-10**

GeneRISK

HUNT

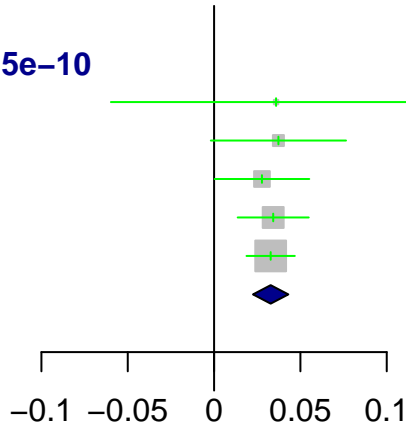
UKBB

IHGC2016

23andMe

**Fixed effect model**

$I^2 = 0\%$



0.04 [-0.06; 0.13]

0.04 [ 0.00; 0.08]

0.03 [ 0.00; 0.06]

0.03 [ 0.01; 0.05]

0.03 [ 0.02; 0.05]

**0.03 [ 0.02; 0.04]**

-0.1 -0.05 0 0.05 0.1

Study

BETA

BETA

95%-CI

**rs4907224 (A), P=1.63e-09**

GeneRISK

HUNT

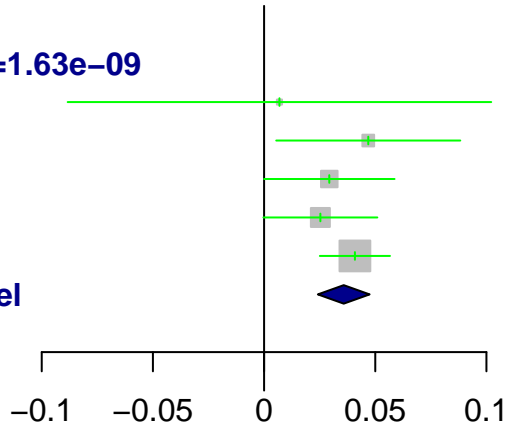
UKBB

IHGC2016

23andMe

**Fixed effect model**

$I^2 = 0\%$



Study

BETA

BETA

95%-CI

**rs7564469 (C), P=5.06e-09**

GeneRISK

HUNT

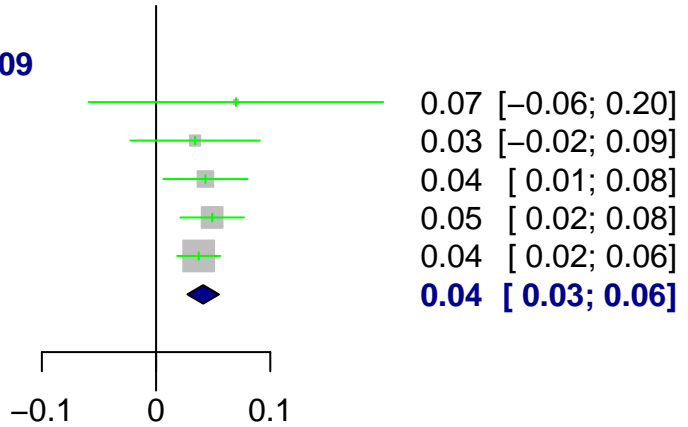
UKBB

IHGC2016

23andMe

**Fixed effect model**

$I^2 = 0\%$



Study

BETA

BETA

95%-CI

**rs895219 (C), P=3.74e-11**

GeneRISK

HUNT

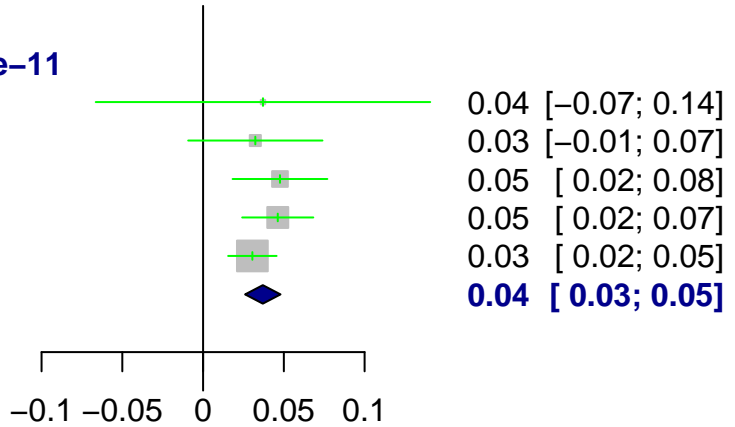
UKBB

IHGC2016

23andMe

**Fixed effect model**

$I^2 = 0\%$



**Study**

**BETA**

**BETA**

**95%-CI**

**rs843215 (G), P=2.61e-08**

GeneRISK

HUNT

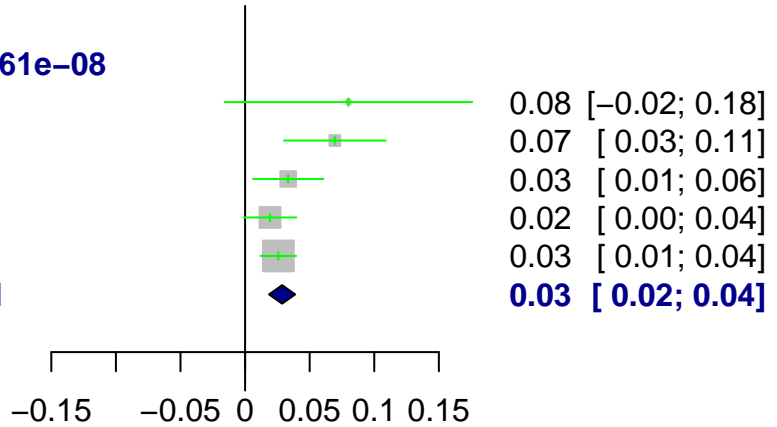
UKBB

IHGC2016

23andMe

**Fixed effect model**

$I^2 = 37\%$



**Study**

**BETA**

**BETA**

**95%-CI**

**rs4668251 (G), P=7.58e-09**

GeneRISK

HUNT

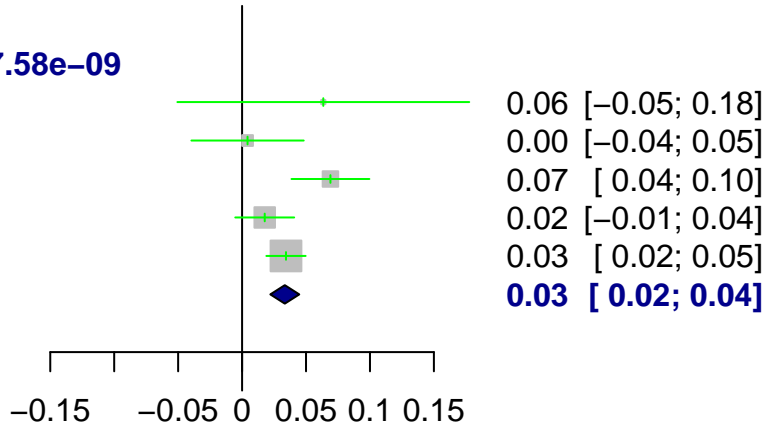
UKBB

IHGC2016

23andMe

**Fixed effect model**

$I^2 = 56\%$



**Study**

**BETA**

**BETA**

**95%-CI**

**rs72923449 (C), P=4.66e-08**

GeneRISK

HUNT

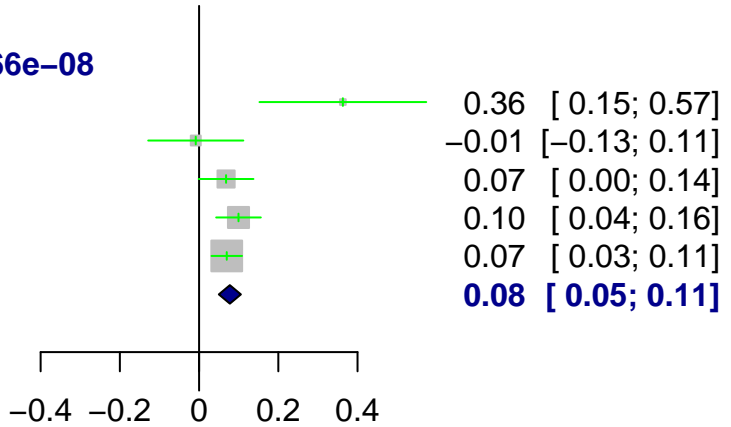
UKBB

IHGC2016

23andMe

**Fixed effect model**

$I^2 = 59\%$



Study

BETA

BETA

95%-CI

**rs138556413 (C), P=4.15e-16**

GeneRISK



0.00 [-0.26; 0.26]

HUNT



0.14 [ 0.04; 0.23]

UKBB



0.13 [ 0.05; 0.20]

IHGC2016



0.14 [ 0.07; 0.22]

23andMe



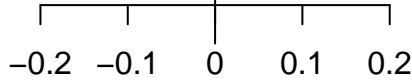
0.13 [ 0.09; 0.17]

**Fixed effect model**



**0.13 [ 0.10; 0.16]**

$I^2 = 0\%$





**Study**

**BETA**

**BETA**

**95%-CI**

**rs10166942 (T), P=9.35e-51**

GeneRISK

HUNT

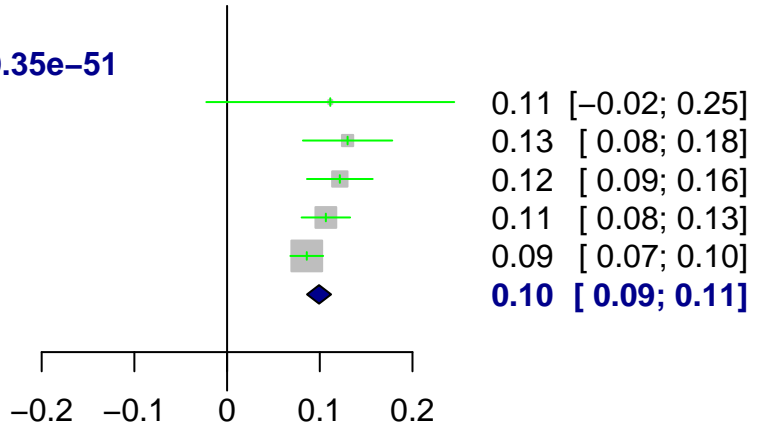
UKBB

IHGC2016

23andMe

**Fixed effect model**

$I^2 = 29\%$



**Study**

**BETA**

**BETA**

**95%-CI**

**rs7371912 (A), P=1.06e-14**

GeneRISK

HUNT

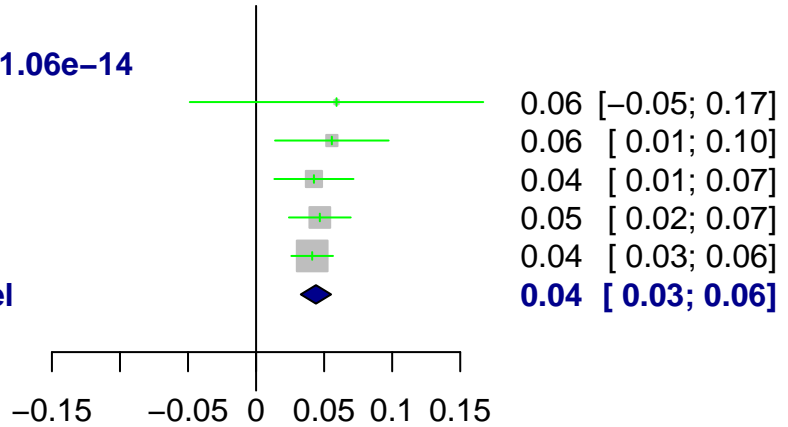
UKBB

IHGC2016

23andMe

**Fixed effect model**

$I^2 = 0\%$



Study

BETA

BETA

95%-CI

**rs7618883 (T), P=4.16e-08**

GeneRISK

HUNT

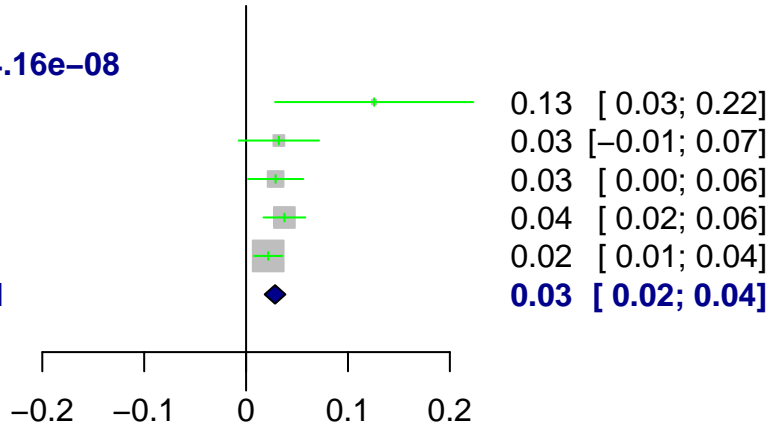
UKBB

IHGC2016

23andMe

**Fixed effect model**

$I^2 = 28\%$



Study

BETA

BETA

95%-CI

**rs950570 (T), P=1.3e-08**

GeneRISK

HUNT

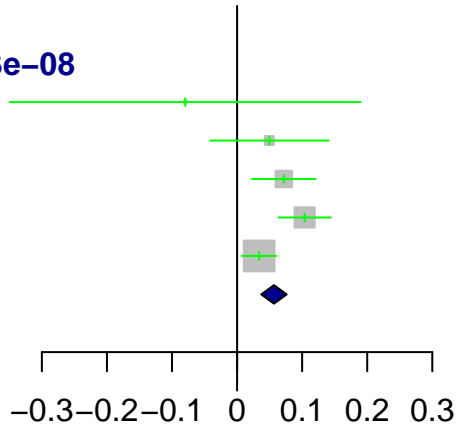
UKBB

IHGC2016

23andMe

**Fixed effect model**

$I^2 = 58\%$



-0.08 [-0.35; 0.19]

0.05 [-0.04; 0.14]

0.07 [0.02; 0.12]

0.10 [0.06; 0.14]

0.03 [0.01; 0.06]

**0.06 [0.04; 0.08]**

**Study**

**BETA**

**BETA**

**95%-CI**

**rs73138150 (T), P=1.95e-08**

GeneRISK

HUNT

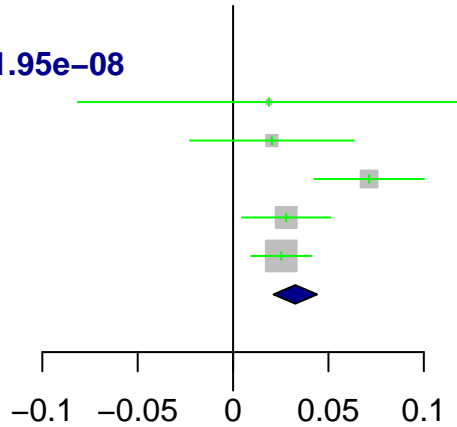
UKBB

IHGC2016

23andMe

**Fixed effect model**

$I^2 = 52\%$



0.02 [-0.08; 0.12]

0.02 [-0.02; 0.06]

0.07 [0.04; 0.10]

0.03 [0.00; 0.05]

0.03 [0.01; 0.04]

**0.03 [0.02; 0.04]**

Study

BETA

BETA

95%-CI

**rs6795209 (A), P=1.23e-08**

GeneRISK

HUNT

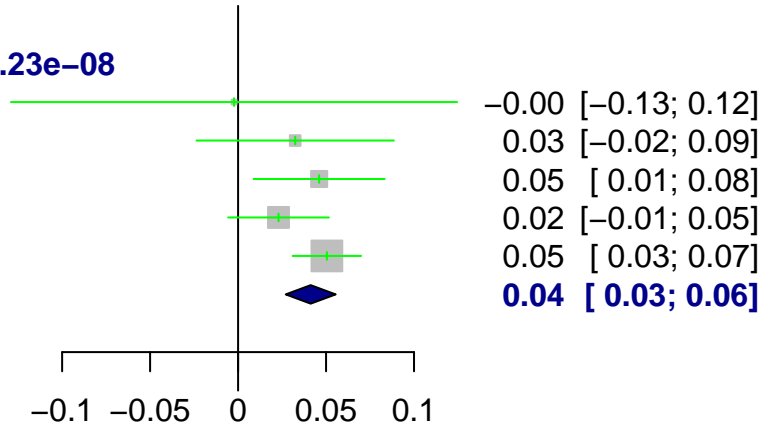
UKBB

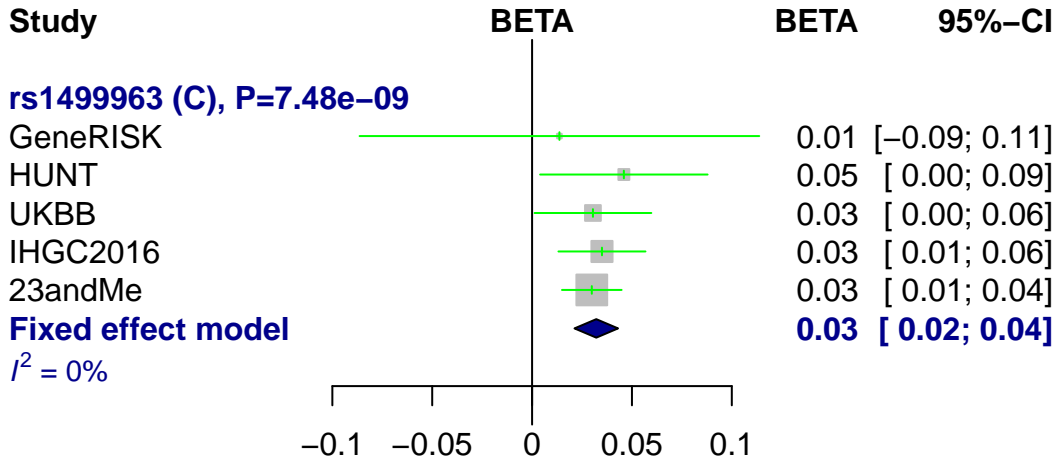
IHGC2016

23andMe

**Fixed effect model**

$I^2 = 0\%$





**Study**

**BETA**

**BETA**

**95%-CI**

**rs13078967 (A), P=2.16e-16**

GeneRISK

HUNT

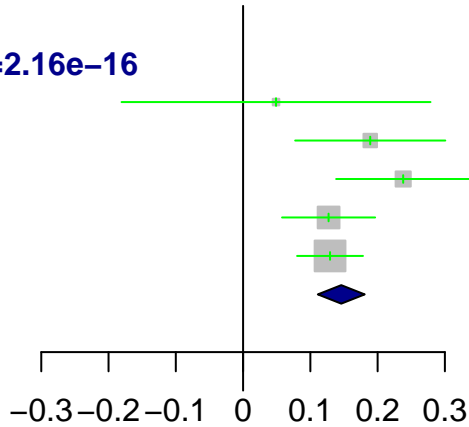
UKBB

IHGC2016

23andMe

**Fixed effect model**

$I^2 = 24\%$



0.05 [-0.18; 0.28]

0.19 [0.08; 0.30]

0.24 [0.14; 0.34]

0.13 [0.06; 0.20]

0.13 [0.08; 0.18]

**0.15 [0.11; 0.18]**

-0.3 -0.2 -0.1 0 0.1 0.2 0.3



Study

BETA

BETA

95%-CI

**rs73805934 (G), P=1.11e-09**

GeneRISK

HUNT

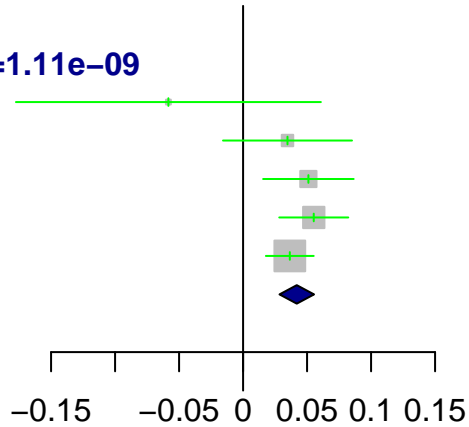
UKBB

IHGC2016

23andMe

**Fixed effect model**

$I^2 = 7\%$



-0.06 [-0.18; 0.06]

0.03 [-0.02; 0.09]

0.05 [ 0.02; 0.09]

0.06 [ 0.03; 0.08]

0.04 [ 0.02; 0.06]

**0.04 [ 0.03; 0.06]**

Study

BETA

BETA

95%-CI

**rs7684253 (T), P=4.21e-14**

GeneRISK

HUNT

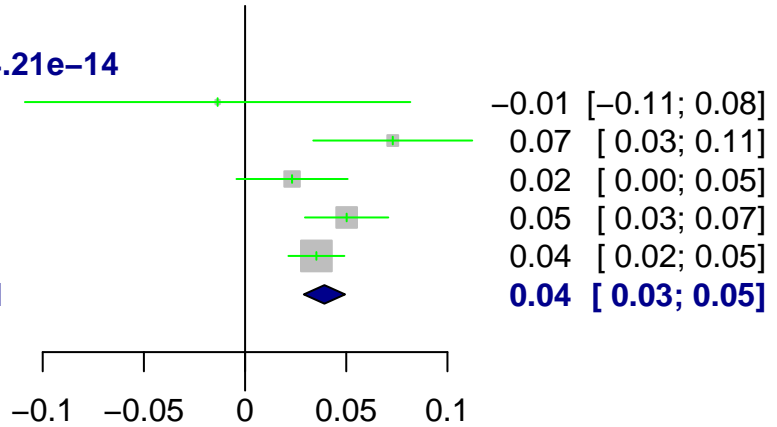
UKBB

IHGC2016

23andMe

**Fixed effect model**

$I^2 = 41\%$



**Study**

**BETA**

**BETA**

**95%-CI**

**rs42854 (G), P=9.4e-13**

GeneRISK

HUNT

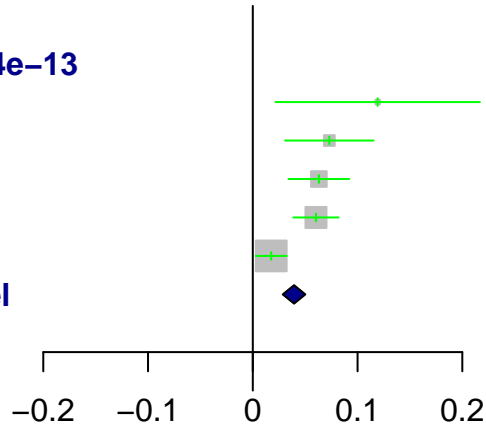
UKBB

IHGC2016

23andMe

**Fixed effect model**

$I^2 = 79\%$



**Study**

**BETA**

**BETA**

**95%-CI**

**rs12653216 (T), P=8.08e-09**

GeneRISK

HUNT

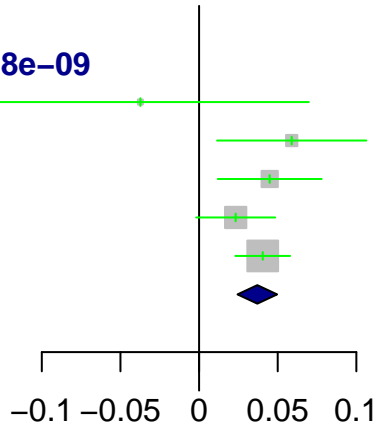
UKBB

IHGC2016

23andMe

**Fixed effect model**

$I^2 = 4\%$



-0.04 [-0.14; 0.07]

0.06 [0.01; 0.11]

0.04 [0.01; 0.08]

0.02 [0.00; 0.05]

0.04 [0.02; 0.06]

**0.04 [0.02; 0.05]**

**Study**

**BETA**

**BETA**

**95%-CI**

**rs11957829 (G), P=1.58e-09**

GeneRISK

HUNT

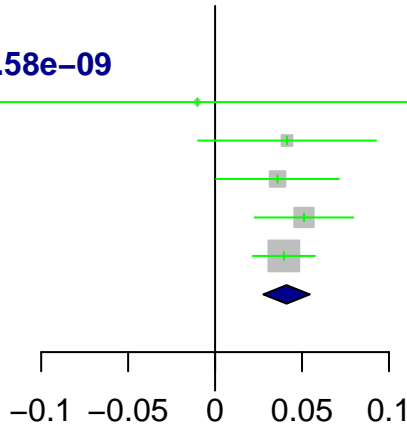
UKBB

IHGC2016

23andMe

**Fixed effect model**

$I^2 = 0\%$



-0.01 [-0.13; 0.11]

0.04 [-0.01; 0.09]

0.04 [0.00; 0.07]

0.05 [0.02; 0.08]

0.04 [0.02; 0.06]

**0.04 [0.03; 0.05]**

Study

BETA

BETA

95%-CI

**rs246326 (T), P=6.8e-10**

GeneRISK

HUNT

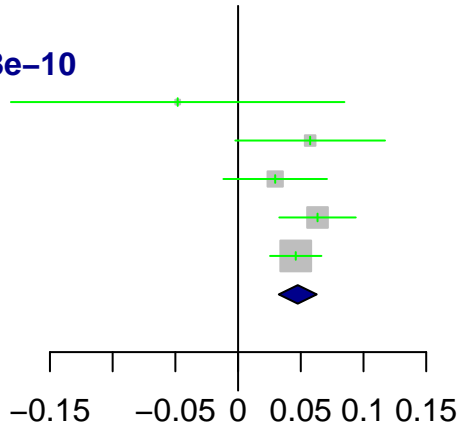
UKBB

IHGC2016

23andMe

**Fixed effect model**

$I^2 = 0\%$



-0.05 [-0.18; 0.08]

0.06 [ 0.00; 0.12]

0.03 [-0.01; 0.07]

0.06 [ 0.03; 0.09]

0.05 [ 0.03; 0.07]

**0.05 [ 0.03; 0.06]**



Study

BETA

BETA

95%-CI

**rs4705403 (A), P=1.18e-08**

GeneRISK

HUNT

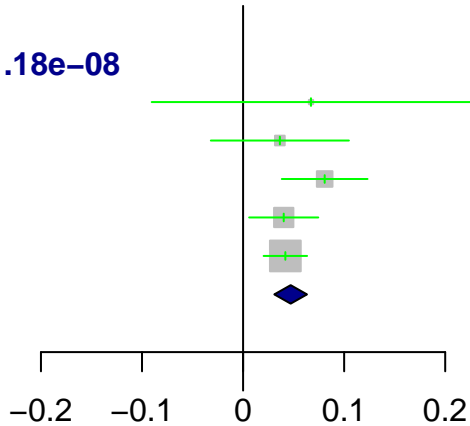
UKBB

IHGC2016

23andMe

**Fixed effect model**

$I^2 = 0\%$



0.07 [-0.09; 0.22]

0.04 [-0.03; 0.10]

0.08 [0.04; 0.12]

0.04 [0.01; 0.07]

0.04 [0.02; 0.06]

**0.05 [0.03; 0.06]**



Study

BETA

BETA

95%-CI

**rs6556059 (T), P=8.16e-10**

GeneRISK

HUNT

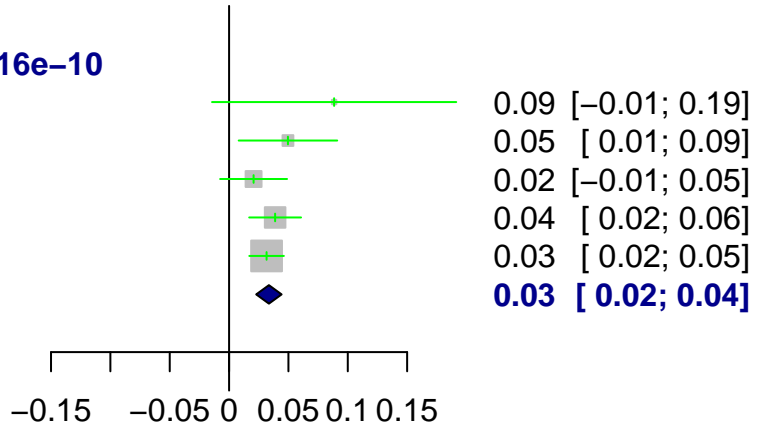
UKBB

IHGC2016

23andMe

**Fixed effect model**

$I^2 = 0\%$



**Study**

**BETA**

**BETA**

**95%-CI**

**rs10866704 (A), P=2.1e-08**

GeneRISK

HUNT

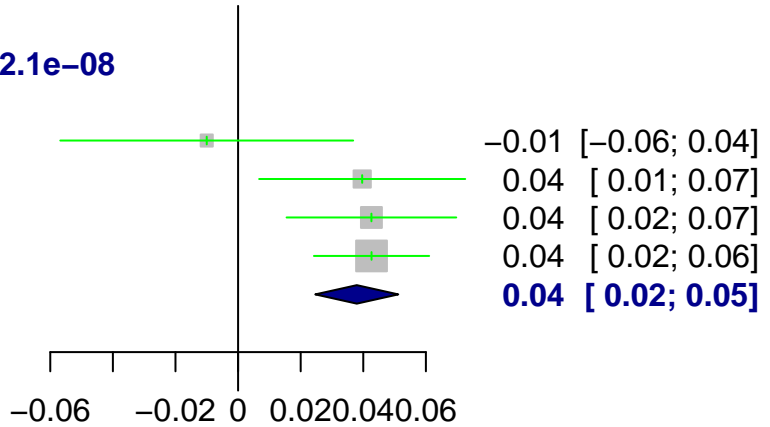
UKBB

IHGC2016

23andMe

**Fixed effect model**

$I^2 = 32\%$



**Study**

**BETA**

**BETA**

**95%-CI**

**rs9349379 (A), P=1.41e-47**

GeneRISK

HUNT

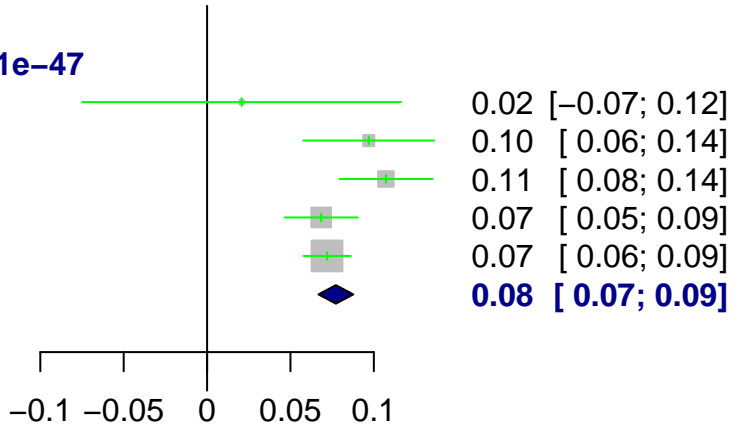
UKBB

IHGC2016

23andMe

**Fixed effect model**

$I^2 = 49\%$



Study

BETA

BETA

95%-CI

**rs9295536 (C), P=7.75e-12**

GeneRISK

HUNT

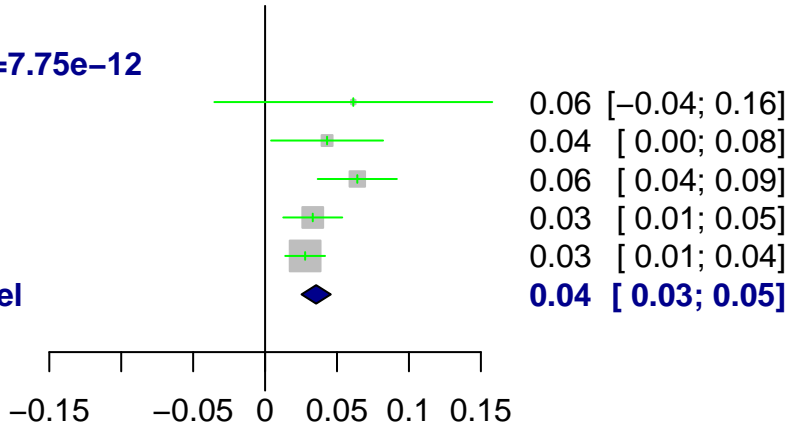
UKBB

IHGC2016

23andMe

**Fixed effect model**

$I^2 = 31\%$



**Study**

**BETA**

**BETA**

**95%-CI**

**rs9468830 (T), P=2.38e-08**

GeneRISK

HUNT

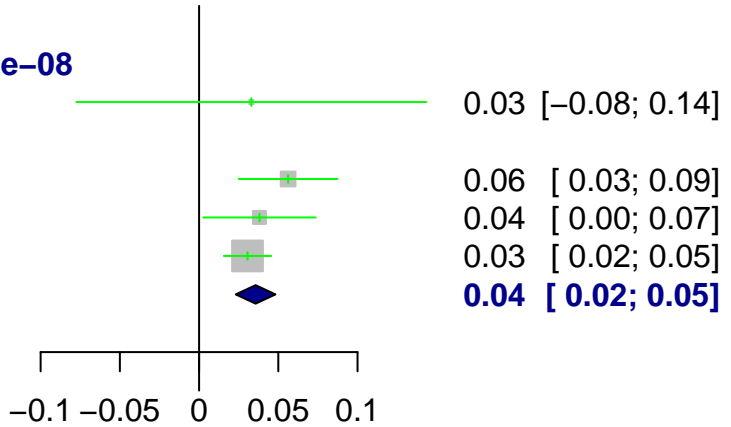
UKBB

IHGC2016

23andMe

**Fixed effect model**

$I^2 = 0\%$





**Study**

**BETA**

**BETA**

**95%-CI**

**rs10456100 (T), P=9.16e-19**

GeneRISK

HUNT

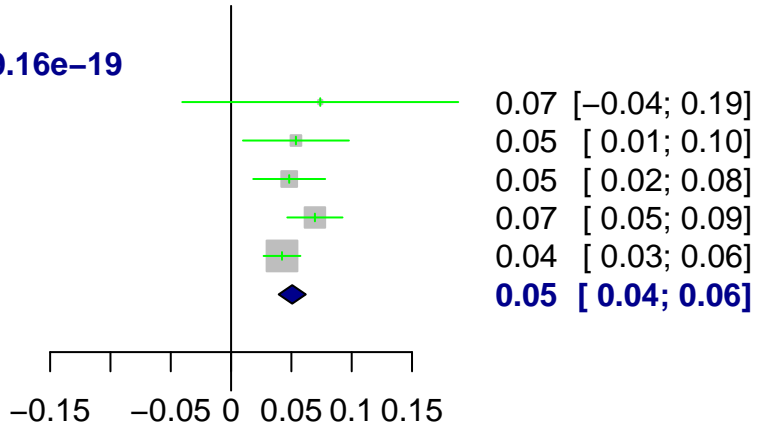
UKBB

IHGC2016

23andMe

**Fixed effect model**

$I^2 = 0\%$



**Study**

**BETA**

**BETA**

**95%-CI**

**rs34273564 (T), P=1e-10**

GeneRISK

HUNT

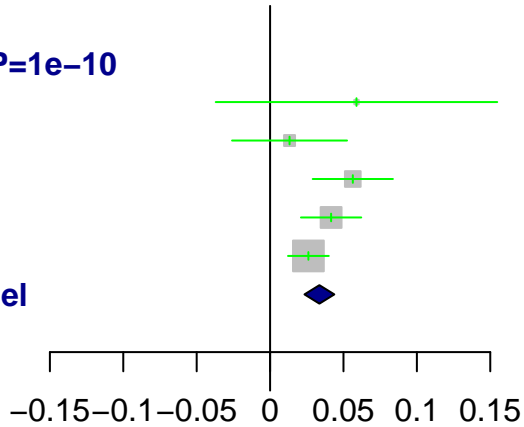
UKBB

IHGC2016

23andMe

**Fixed effect model**

$I^2 = 29\%$



0.06 [-0.04; 0.15]

0.01 [-0.03; 0.05]

0.06 [ 0.03; 0.08]

0.04 [ 0.02; 0.06]

0.03 [ 0.01; 0.04]

**0.03 [ 0.02; 0.04]**

-0.15 -0.1 -0.05 0 0.05 0.1 0.15



**Study**

**BETA**

**BETA**

**95%-CI**

**rs11153082 (G), P=7.26e-54**

GeneRISK

HUNT

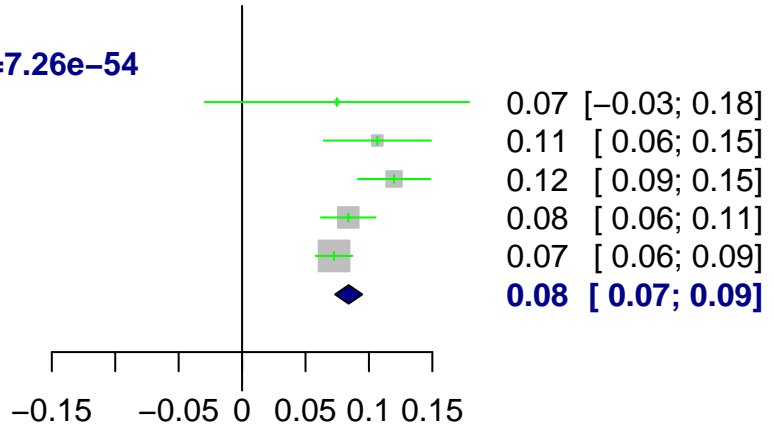
UKBB

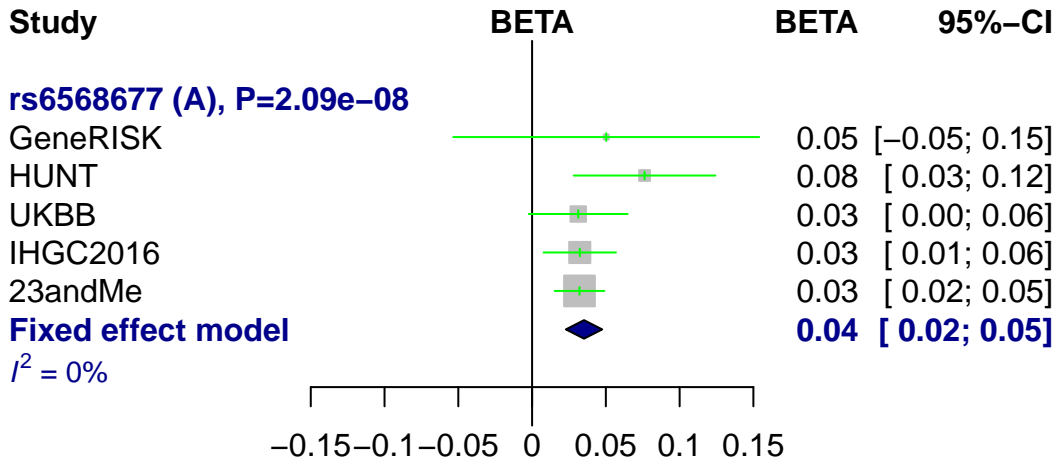
IHGC2016

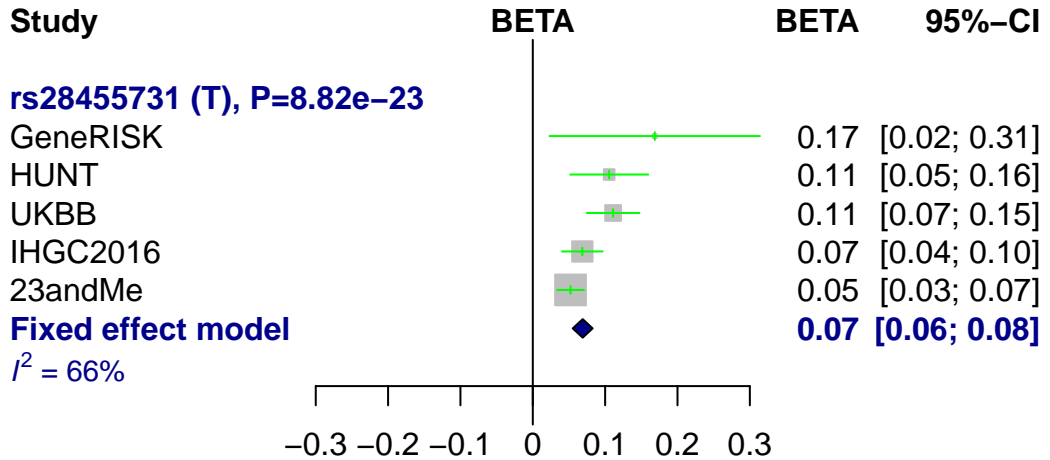
23andMe

**Fixed effect model**

$I^2 = 58\%$







Study

BETA

BETA

95%-CI

**rs9383843 (C), P=1.35e-09**

GeneRISK

HUNT

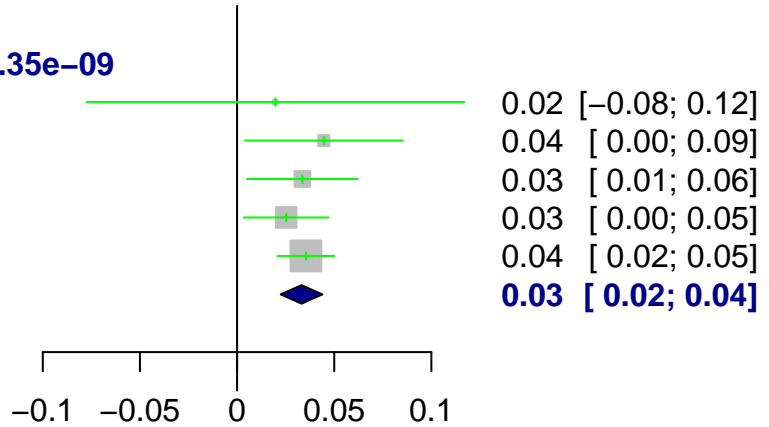
UKBB

IHGC2016

23andMe

**Fixed effect model**

$I^2 = 0\%$



**Study**

**BETA**

**BETA**

**95%-CI**

**rs10234636 (T), P=4.43e-28**

GeneRISK

HUNT

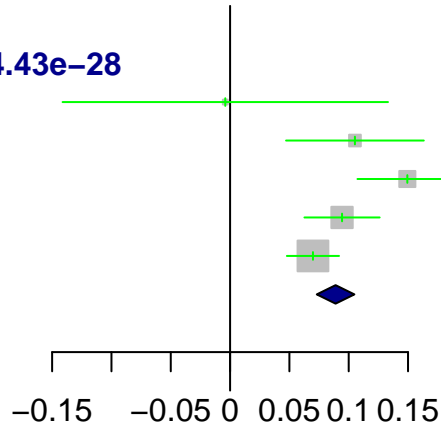
UKBB

IHGC2016

23andMe

**Fixed effect model**

$I^2 = 69\%$



-0.00 [-0.14; 0.13]

0.11 [0.05; 0.16]

0.15 [0.11; 0.19]

0.09 [0.06; 0.13]

0.07 [0.05; 0.09]

**0.09 [0.07; 0.10]**

-0.15 -0.05 0 0.05 0.1 0.15

**Study**

**BETA**

**BETA**

**95%-CI**

**rs13235543 (C), P=3.06e-13**

GeneRISK

HUNT

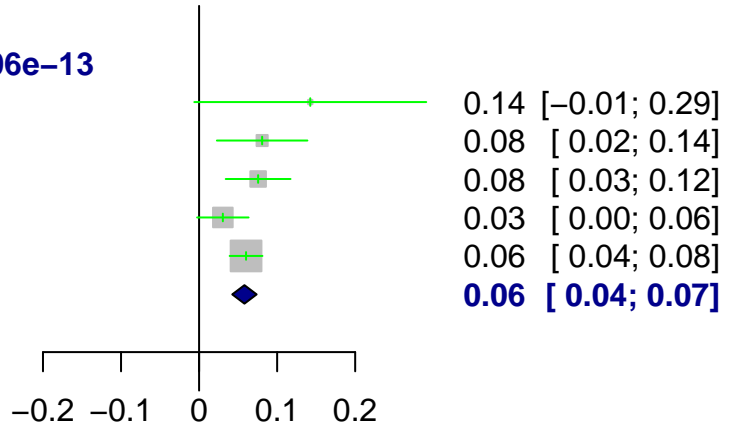
UKBB

IHGC2016

23andMe

**Fixed effect model**

$I^2 = 24\%$



**Study**

**BETA**

**BETA**

**95%-CI**

**rs56067931 (C), P=4.83e-08**

GeneRISK

HUNT

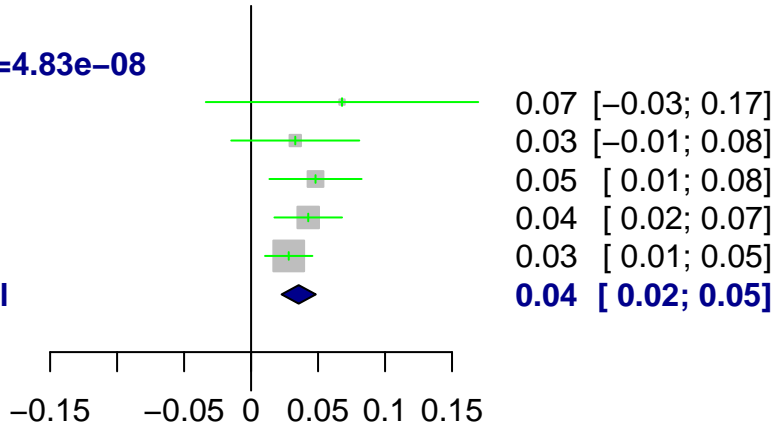
UKBB

IHGC2016

23andMe

**Fixed effect model**

$I^2 = 0\%$



Study

BETA

BETA

95%-CI

**rs11782789 (A), P=3.03e-09**

GeneRISK

HUNT

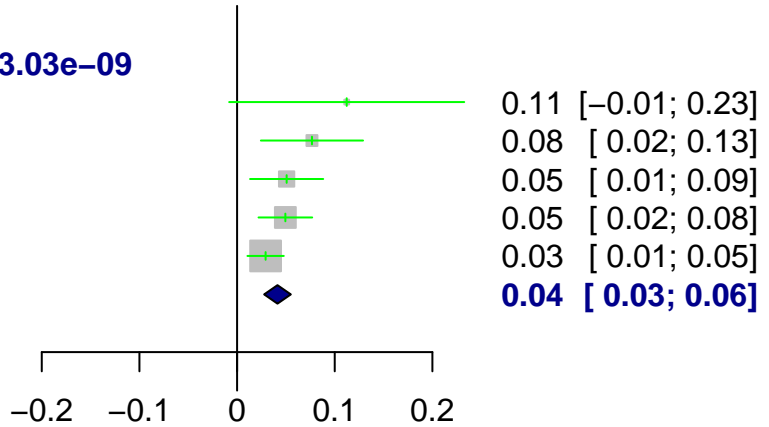
UKBB

IHGC2016

23andMe

**Fixed effect model**

$I^2 = 24\%$





**Study**

**BETA**

**BETA**

**95%-CI**

**rs4739105 (T), P=2.85e-08**

GeneRISK

HUNT

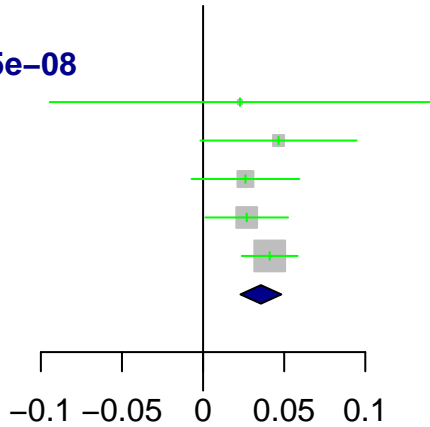
UKBB

IHGC2016

23andMe

**Fixed effect model**

$I^2 = 0\%$



0.02 [-0.09; 0.14]

0.05 [ 0.00; 0.09]

0.03 [-0.01; 0.06]

0.03 [ 0.00; 0.05]

0.04 [ 0.02; 0.06]

**0.04 [ 0.02; 0.05]**

-0.1 -0.05 0 0.05 0.1

Study

BETA

BETA

95%-CI

**rs580845 (A), P=4.3e-08**

GeneRISK

HUNT

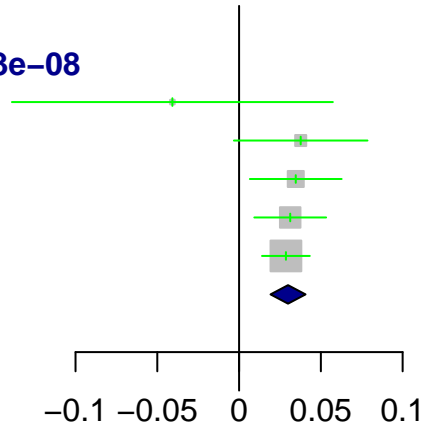
UKBB

IHGC2016

23andMe

**Fixed effect model**

$I^2 = 0\%$



-0.04 [-0.14; 0.06]

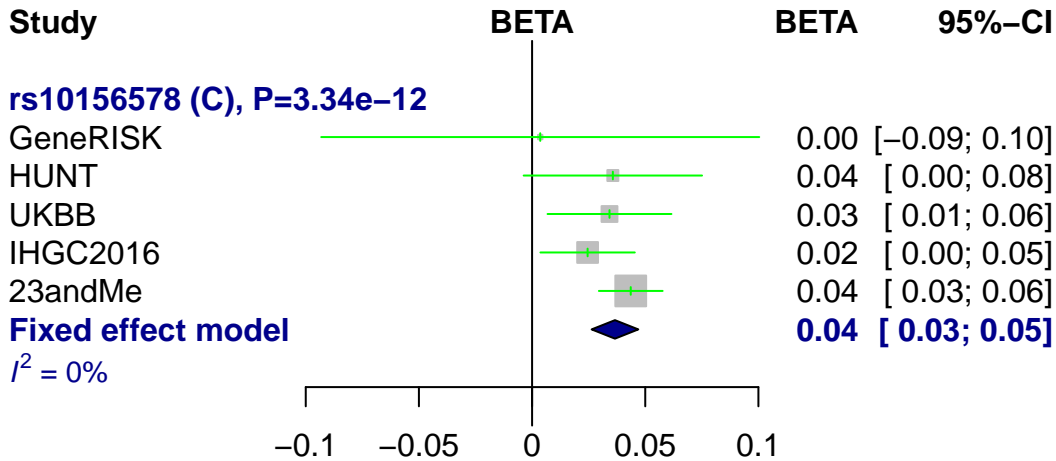
0.04 [ 0.00; 0.08]

0.03 [ 0.01; 0.06]

0.03 [ 0.01; 0.05]

0.03 [ 0.01; 0.04]

**0.03 [ 0.02; 0.04]**



Study

BETA

BETA

95%-CI

**rs7034179 (T), P=1.6e-16**

GeneRISK

HUNT

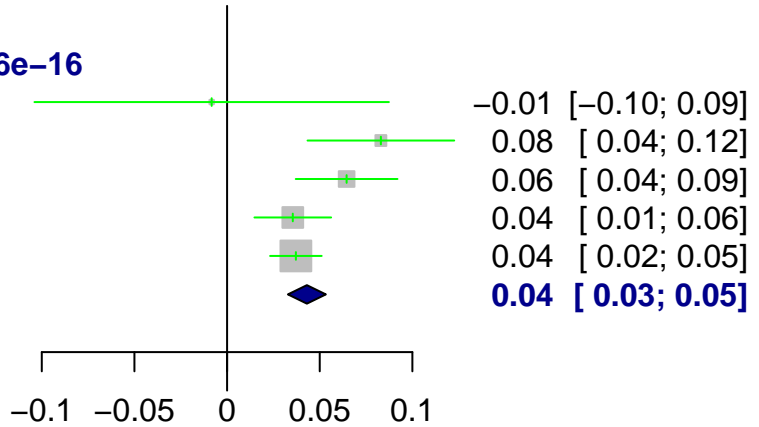
UKBB

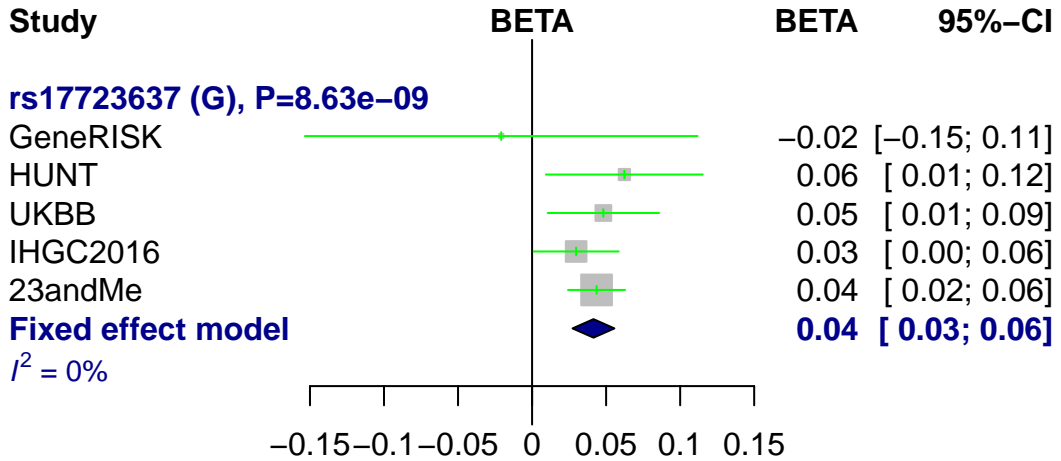
IHGC2016

23andMe

**Fixed effect model**

$I^2 = 53\%$





**Study**

**BETA**

**BETA**

**95%-CI**

**rs3891689 (C), P=2.28e-21**

GeneRISK

HUNT

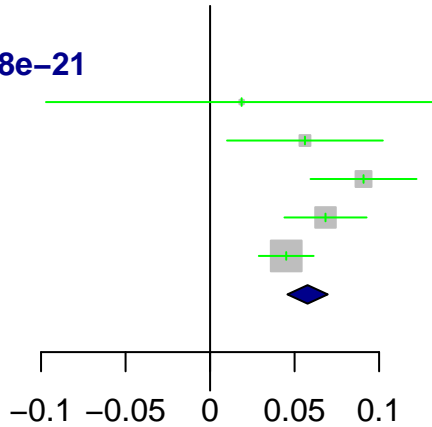
UKBB

IHGC2016

23andMe

**Fixed effect model**

$I^2 = 49\%$



0.02 [-0.10; 0.13]

0.06 [0.01; 0.10]

0.09 [0.06; 0.12]

0.07 [0.04; 0.09]

0.05 [0.03; 0.06]

**0.06 [0.05; 0.07]**

-0.1 -0.05 0 0.05 0.1

**Study**

**BETA**

**BETA**

**95%-CI**

**rs4278223 (T), P=6.24e-10**

GeneRISK

HUNT

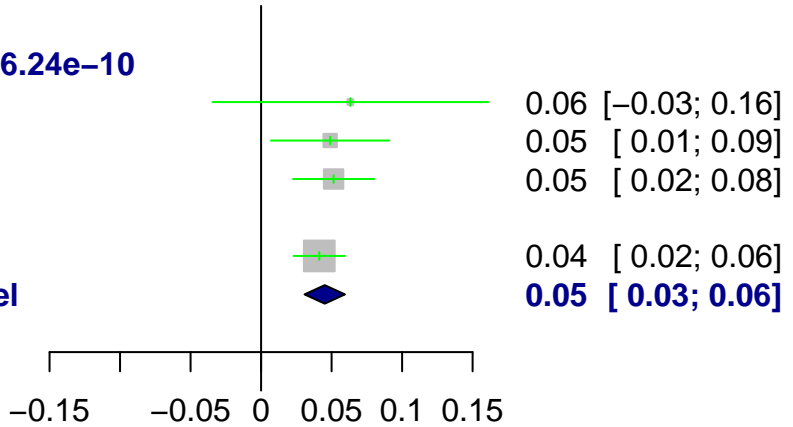
UKBB

IHGC2016

23andMe

**Fixed effect model**

$I^2 = 0\%$



Study

BETA

BETA

95%-CI

**rs7916911 (T), P=3.18e-12**

GeneRISK

HUNT

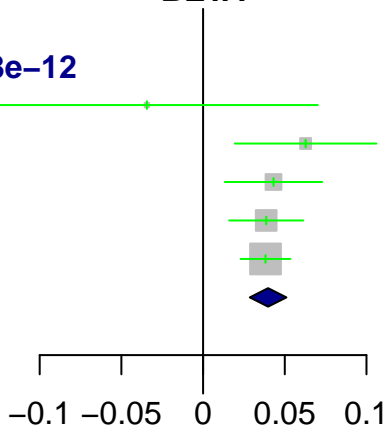
UKBB

IHGC2016

23andMe

**Fixed effect model**

$I^2 = 0\%$



-0.03 [-0.14; 0.07]

0.06 [ 0.02; 0.11]

0.04 [ 0.01; 0.07]

0.04 [ 0.02; 0.06]

0.04 [ 0.02; 0.05]

**0.04 [ 0.03; 0.05]**



Study

BETA

BETA

95%-CI

**rs10828247 (G), P=7.51e-09**

GeneRISK

-0.05 [-0.15; 0.05]

HUNT

0.01 [-0.03; 0.05]

UKBB

IHGC2016

0.03 [ 0.01; 0.06]

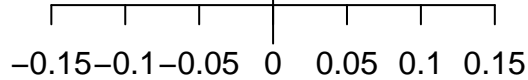
23andMe

0.04 [ 0.02; 0.05]

**Fixed effect model**

**0.03 [ 0.02; 0.05]**

$I^2 = 33\%$



**Study**

**BETA**

**BETA**

**95%-CI**

**rs2274224 (G), P=3.28e-26**

GeneRISK

HUNT

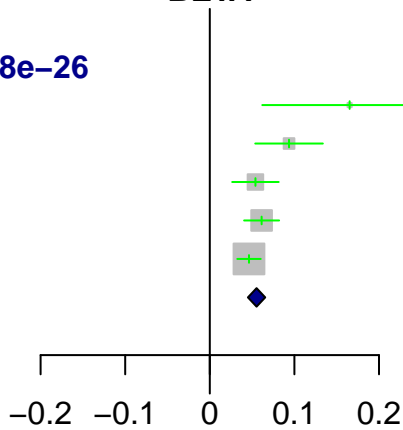
UKBB

IHGC2016

23andMe

**Fixed effect model**

$I^2 = 59\%$



0.17 [0.06; 0.27]

0.09 [0.05; 0.13]

0.05 [0.03; 0.08]

0.06 [0.04; 0.08]

0.05 [0.03; 0.06]

**0.06 [0.05; 0.07]**

-0.2 -0.1 0 0.1 0.2

Study

BETA

BETA

95%-CI

**rs12260159 (G), P=7.33e-16**

GeneRISK



-0.03 [-0.27; 0.20]

HUNT



0.09 [ 0.02; 0.16]

UKBB



0.09 [ 0.04; 0.14]

IHGC2016



0.11 [ 0.07; 0.15]

23andMe



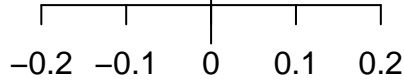
0.07 [ 0.04; 0.10]

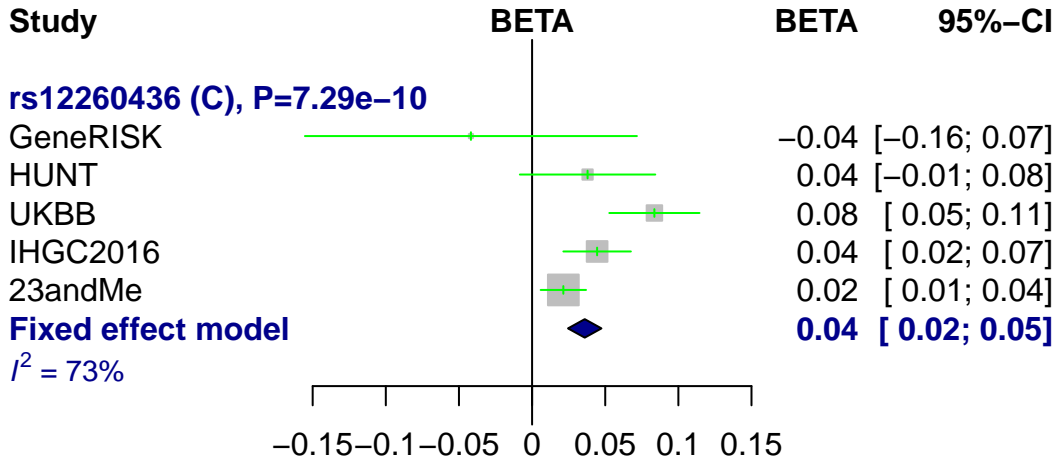
**Fixed effect model**



**0.08 [ 0.06; 0.10]**

$I^2 = 0\%$





**Study**

**BETA**

**BETA**

**95%-CI**

**rs869432 (A), P=3.54e-08**

GeneRISK

HUNT

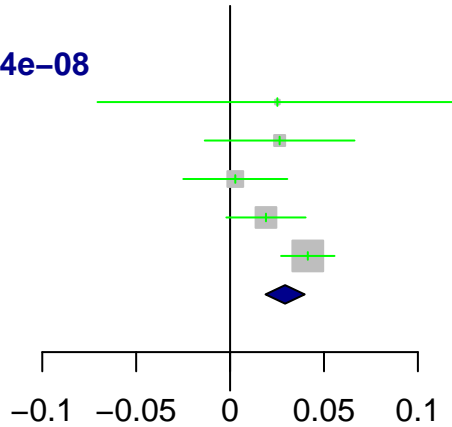
UKBB

IHGC2016

23andMe

**Fixed effect model**

$I^2 = 45\%$



0.03 [-0.07; 0.12]

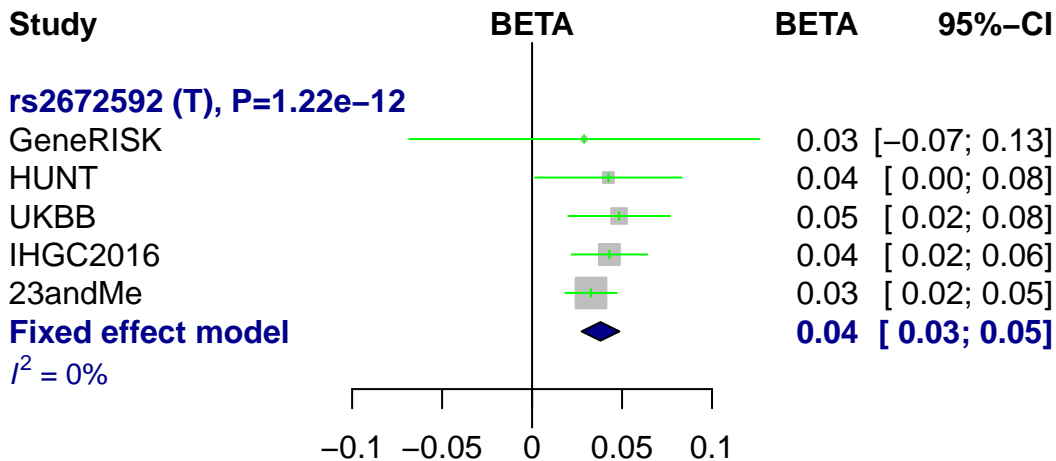
0.03 [-0.01; 0.07]

0.00 [-0.02; 0.03]

0.02 [0.00; 0.04]

0.04 [0.03; 0.06]

**0.03 [0.02; 0.04]**



Study

BETA

BETA

95%-CI

**rs11248546 (C), P=1.59e-12**

GeneRISK

HUNT

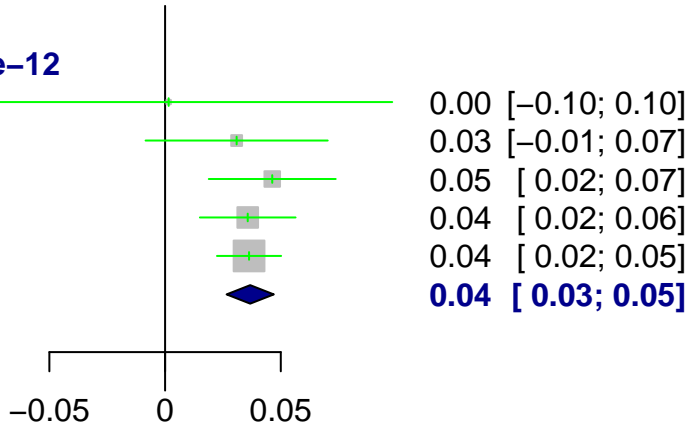
UKBB

IHGC2016

23andMe

**Fixed effect model**

$I^2 = 0\%$



**Study**

**BETA**

**BETA**

**95%-CI**

**rs200314499 (D), P=6.92e-12**

GeneRISK

HUNT

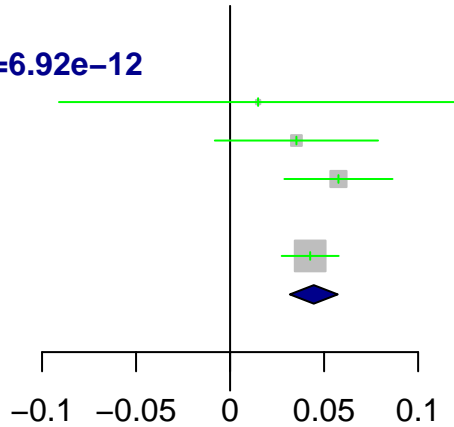
UKBB

IHGC2016

23andMe

**Fixed effect model**

$I^2 = 0\%$



0.01 [-0.09; 0.12]

0.04 [-0.01; 0.08]

0.06 [0.03; 0.09]

0.04 [0.03; 0.06]

**0.04 [0.03; 0.06]**

-0.1 -0.05 0 0.05 0.1



**Study**

**BETA**

**BETA**

**95%-CI**

**rs12295710 (T), P=2.86e-16**

GeneRISK

HUNT

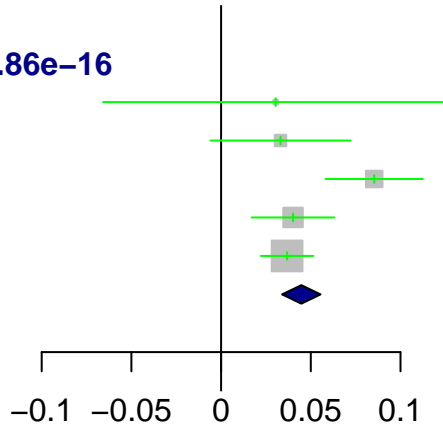
UKBB

IHGC2016

23andMe

**Fixed effect model**

$I^2 = 61\%$



0.03 [-0.07; 0.13]

0.03 [-0.01; 0.07]

0.09 [0.06; 0.11]

0.04 [0.02; 0.06]

0.04 [0.02; 0.05]

**0.04 [0.03; 0.06]**

-0.1 -0.05 0 0.05 0.1

Study

BETA

BETA

95%-CI

**rs4910165 (G), P=1.09e-24**

GeneRISK

HUNT

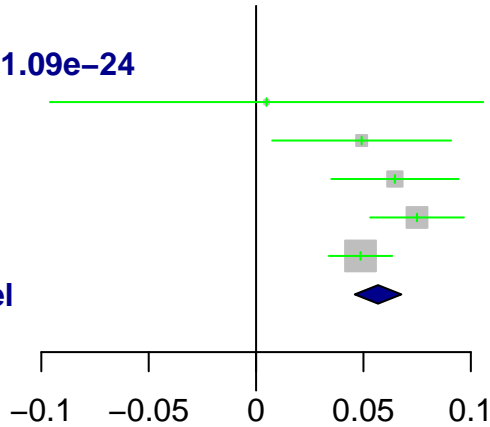
UKBB

IHGC2016

23andMe

**Fixed effect model**

$I^2 = 24\%$



Study

BETA

BETA

95%-CI

**rs1003194 (A), P=2.43e-10**

GeneRISK

-0.02 [-0.12; 0.08]

HUNT

0.03 [-0.01; 0.07]

UKBB

0.08 [0.05; 0.10]

IHGC2016

0.02 [0.00; 0.04]

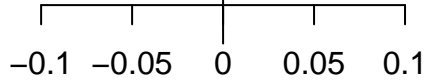
23andMe

0.03 [0.02; 0.05]

**Fixed effect model**

**0.03 [0.02; 0.04]**

$I^2 = 65\%$



**Study**

**BETA**

**BETA**

**95%-CI**

**rs11031122 (C), P=6.91e-10**

GeneRISK

HUNT

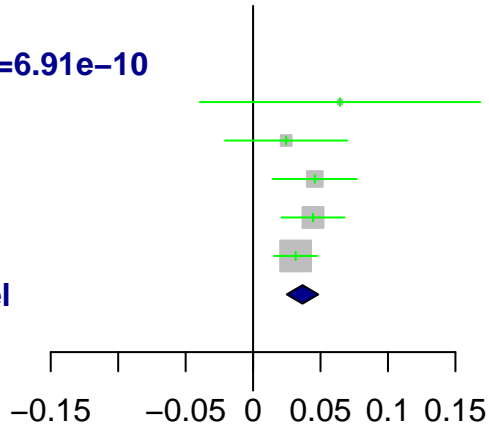
UKBB

IHGC2016

23andMe

**Fixed effect model**

$I^2 = 0\%$



0.06 [-0.04; 0.17]

0.02 [-0.02; 0.07]

0.05 [ 0.01; 0.08]

0.04 [ 0.02; 0.07]

0.03 [ 0.02; 0.05]

**0.04 [ 0.03; 0.05]**

**Study**

**BETA**

**BETA**

**95%-CI**

**rs7932866 (A), P=2.38e-09**

GeneRISK

HUNT

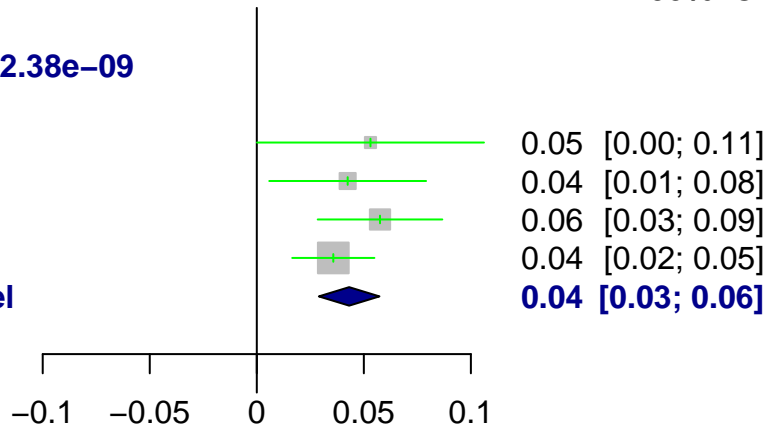
UKBB

IHGC2016

23andMe

**Fixed effect model**

$I^2 = 0\%$



**Study**

**BETA**

**BETA**

**95%-CI**

**rs12787928 (A), P=6.85e-09**

GeneRISK

HUNT

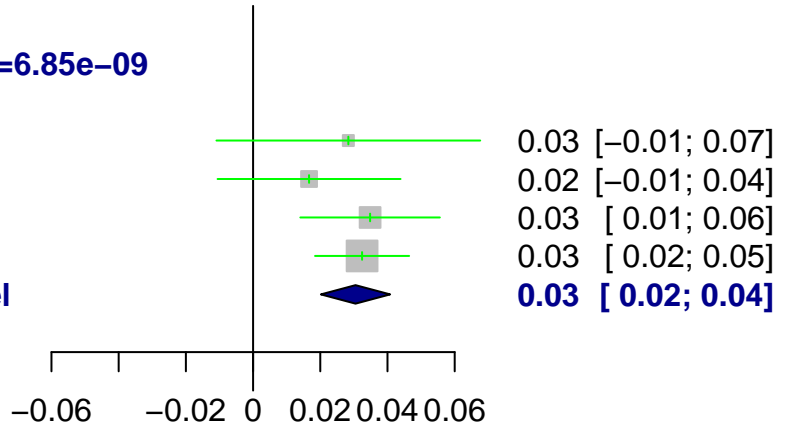
UKBB

IHGC2016

23andMe

**Fixed effect model**

$I^2 = 0\%$



Study

BETA

BETA

95%-CI

**rs566673 (G), P=9.07e-09**

GeneRISK

HUNT

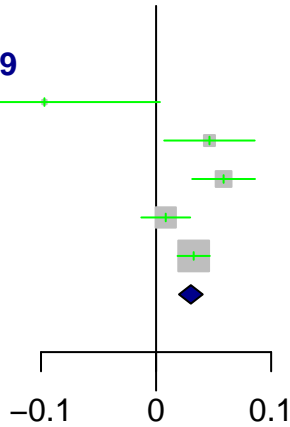
UKBB

IHGC2016

23andMe

**Fixed effect model**

$I^2 = 74\%$



-0.10 [-0.20; 0.00]

0.05 [ 0.01; 0.09]

0.06 [ 0.03; 0.09]

0.01 [-0.01; 0.03]

0.03 [ 0.02; 0.05]

**0.03 [ 0.02; 0.04]**

**Study**

**BETA**

**BETA**

**95%-CI**

**rs12226331 (T), P=1.92e-13**

GeneRISK

HUNT

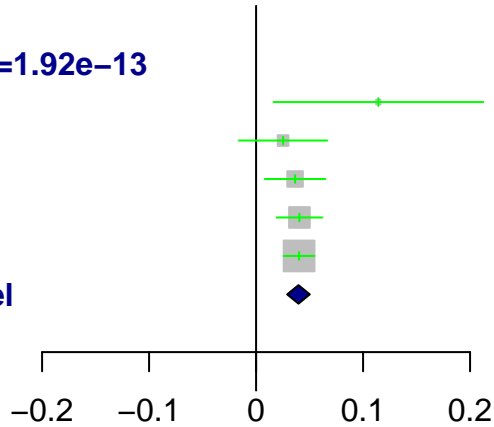
UKBB

IHGC2016

23andMe

**Fixed effect model**

$I^2 = 0\%$





**Study**

**BETA**

**BETA**

**95%-CI**

**rs10894756 (G), P=2.83e-08**

GeneRISK

HUNT

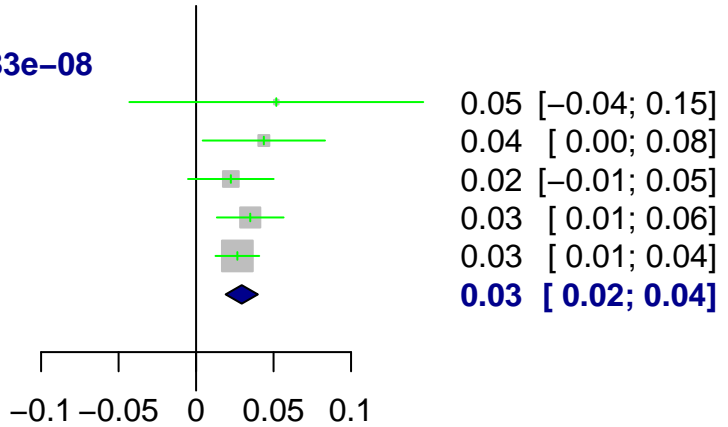
UKBB

IHGC2016

23andMe

**Fixed effect model**

$I^2 = 0\%$



**Study**

**BETA**

**BETA**

**95%-CI**

**rs2160875 (C), P=2.72e-36**

GeneRISK

HUNT

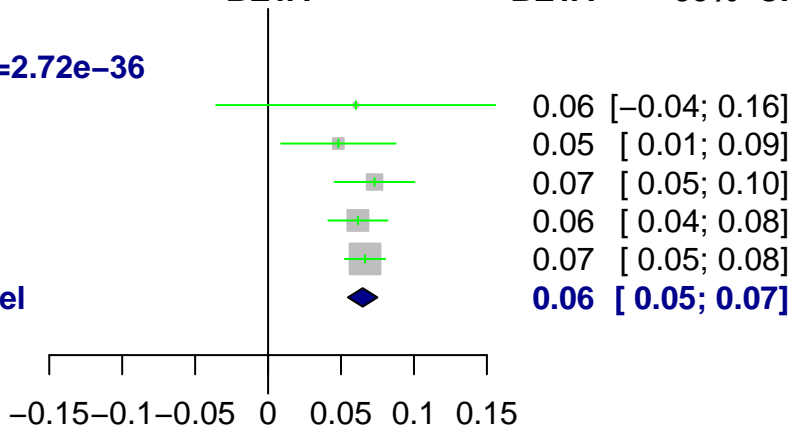
UKBB

IHGC2016

23andMe

**Fixed effect model**

$I^2 = 0\%$



**Study**

**BETA**

**BETA**

**95%-CI**

**rs1458170 (C), P=5.75e-09**

GeneRISK

HUNT

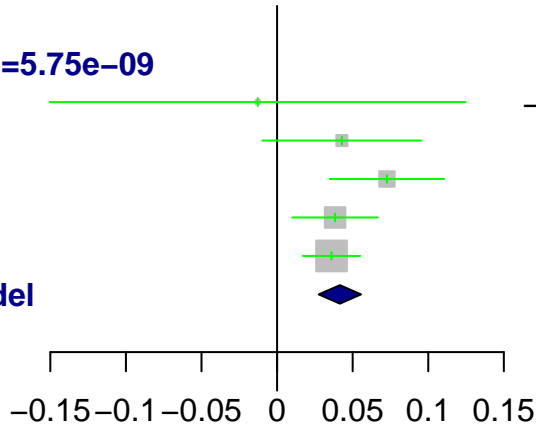
UKBB

IHGC2016

23andMe

**Fixed effect model**

$I^2 = 0\%$



**Study**

**BETA**

**BETA**

**95%-CI**

**rs11172113 (T), P=1.38e-90**

GeneRISK

HUNT

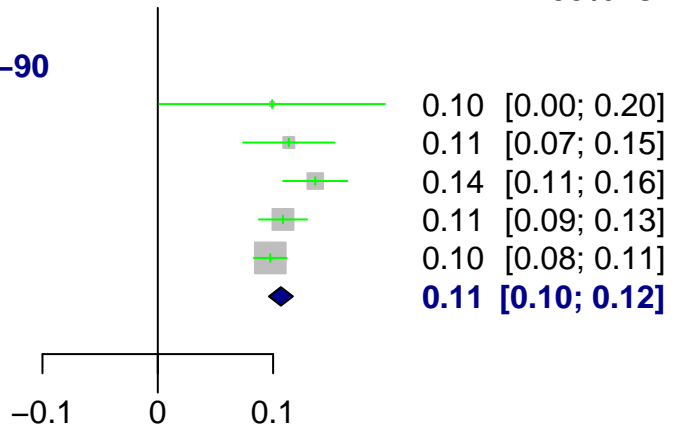
UKBB

IHGC2016

23andMe

**Fixed effect model**

$I^2 = 35\%$



Study

BETA

BETA

95%-CI

**rs4842676 (C), P=2.26e-09**

GeneRISK



-0.06 [-0.22; 0.09]

HUNT



0.03 [-0.02; 0.09]

UKBB



0.02 [-0.02; 0.05]

IHGC2016



0.06 [ 0.03; 0.08]

23andMe



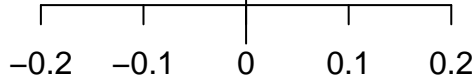
0.04 [ 0.02; 0.06]

**Fixed effect model**



**0.04 [ 0.03; 0.05]**

$I^2 = 13\%$



**Study**

**BETA**

**BETA**

**95%-CI**

**rs10777902 (A), P=1.25e-10**

GeneRISK

HUNT

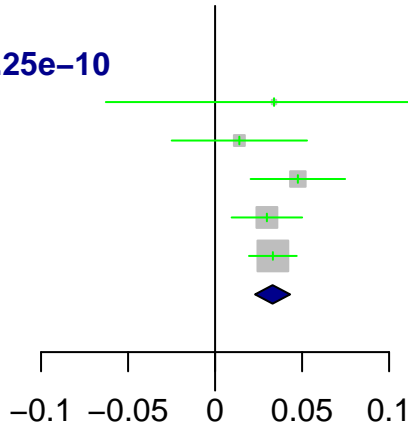
UKBB

IHGC2016

23andMe

**Fixed effect model**

$I^2 = 0\%$



0.03 [-0.06; 0.13]

0.01 [-0.02; 0.05]

0.05 [0.02; 0.07]

0.03 [0.01; 0.05]

0.03 [0.02; 0.05]

**0.03 [0.02; 0.04]**

Study

BETA

BETA

95%-CI

**rs1271309 (G), P=3.74e-08**

GeneRISK

HUNT

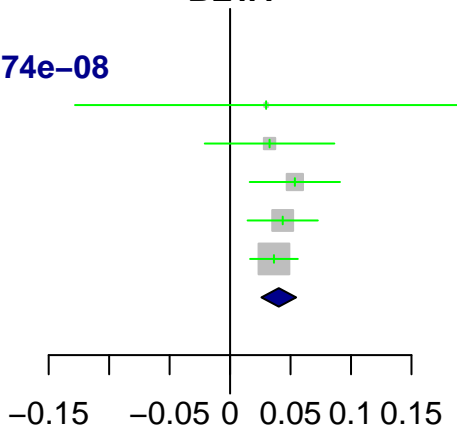
UKBB

IHGC2016

23andMe

**Fixed effect model**

$I^2 = 0\%$



0.03 [-0.13; 0.19]

0.03 [-0.02; 0.09]

0.05 [ 0.02; 0.09]

0.04 [ 0.01; 0.07]

0.04 [ 0.02; 0.06]

**0.04 [ 0.03; 0.05]**

-0.15 -0.05 0 0.05 0.1 0.15

**Study**

**BETA**

**BETA**

**95%-CI**

**rs7335684 (G), P=1.05e-08**

GeneRISK

HUNT

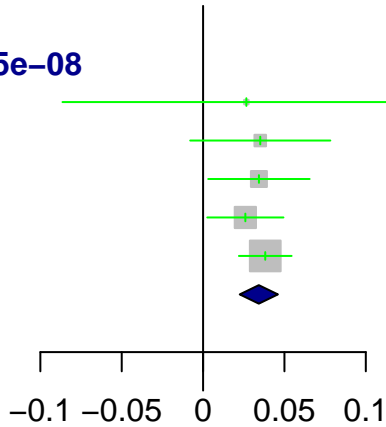
UKBB

IHGC2016

23andMe

**Fixed effect model**

$I^2 = 0\%$



0.03 [-0.09; 0.14]

0.04 [-0.01; 0.08]

0.03 [ 0.00; 0.07]

0.03 [ 0.00; 0.05]

0.04 [ 0.02; 0.05]

**0.03 [ 0.02; 0.05]**



**Study**

**BETA**

**BETA**

**95%-CI**

**rs7996252 (T), P=4.11e-08**

GeneRISK

HUNT

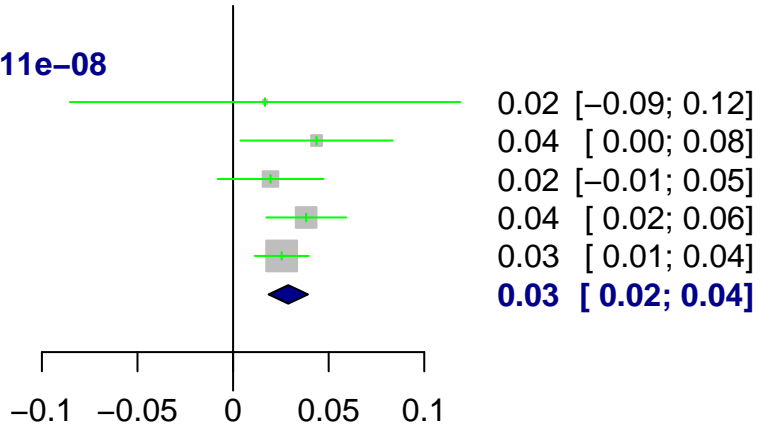
UKBB

IHGC2016

23andMe

**Fixed effect model**

$I^2 = 0\%$



**Study**

**BETA**

**BETA**

**95%-CI**

**rs2000660 (A), P=4.95e-08**

GeneRISK

HUNT

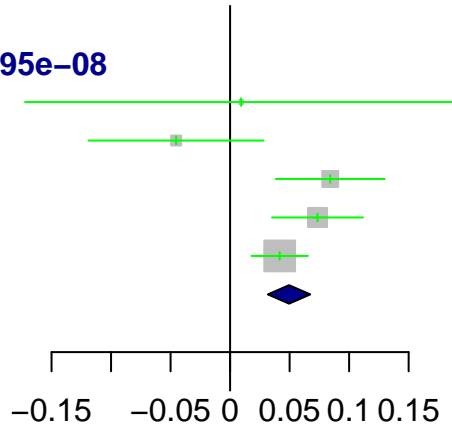
UKBB

IHGC2016

23andMe

**Fixed effect model**

$I^2 = 63\%$



0.01 [-0.17; 0.19]

-0.05 [-0.12; 0.03]

0.08 [0.04; 0.13]

0.07 [0.04; 0.11]

0.04 [0.02; 0.07]

**0.05 [0.03; 0.07]**

Study

BETA

BETA

95%-CI

**rs1245463 (A), P=5.72e-14**

GeneRISK

HUNT

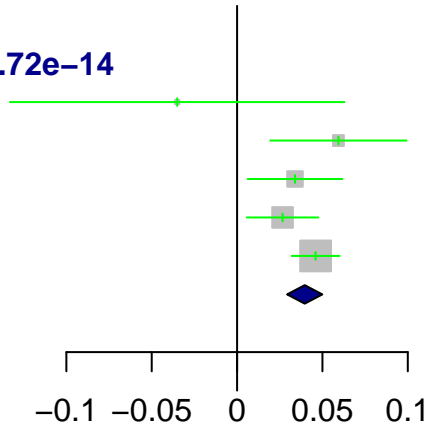
UKBB

IHGC2016

23andMe

**Fixed effect model**

$I^2 = 29\%$



-0.04 [-0.13; 0.06]

0.06 [ 0.02; 0.10]

0.03 [ 0.01; 0.06]

0.03 [ 0.01; 0.05]

0.05 [ 0.03; 0.06]

**0.04 [ 0.03; 0.05]**

Study

BETA

BETA

95%-CI

**rs1542668 (G), P=2.53e-08**

GeneRISK

HUNT

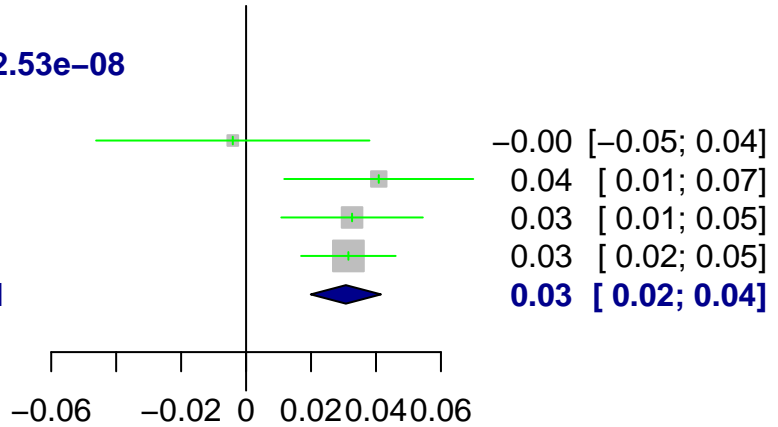
UKBB

IHGC2016

23andMe

**Fixed effect model**

$I^2 = 4\%$



Study

BETA

BETA

95%-CI

**rs28756401 (G), P=6.4e-09**

GeneRISK

HUNT

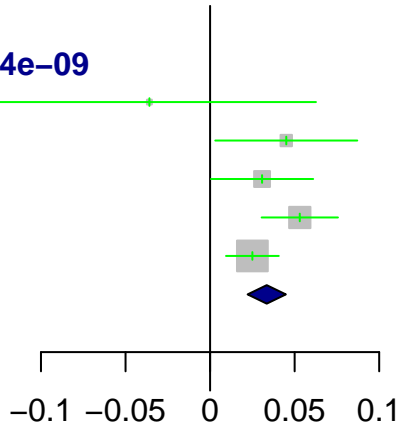
UKBB

IHGC2016

23andMe

**Fixed effect model**

$I^2 = 36\%$



-0.04 [-0.13; 0.06]

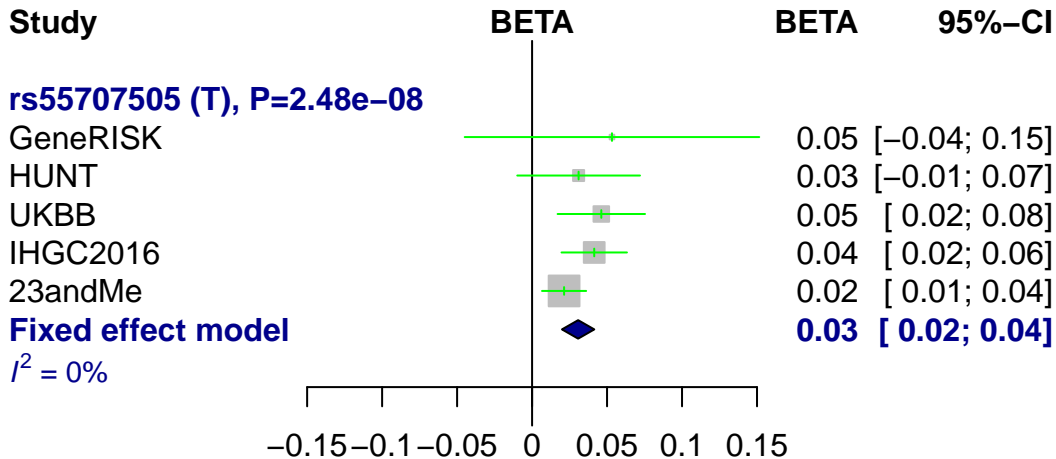
0.05 [0.00; 0.09]

0.03 [0.00; 0.06]

0.05 [0.03; 0.08]

0.03 [0.01; 0.04]

**0.03 [0.02; 0.04]**



**Study**

**BETA**

**BETA**

**95%-CI**

**rs75002882 (G), P=9.22e-09**

GeneRISK

HUNT

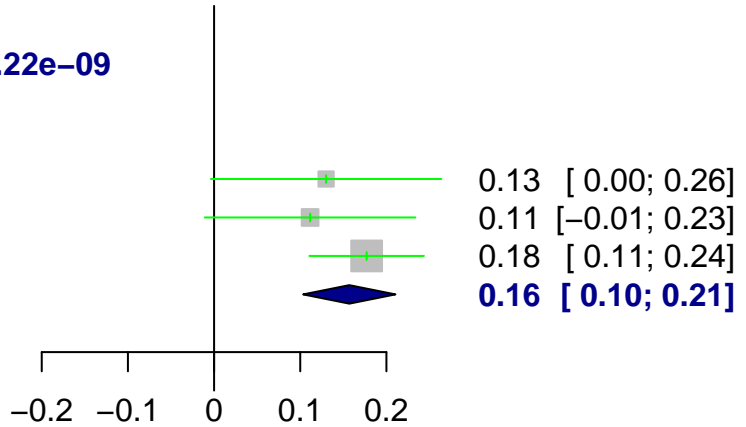
UKBB

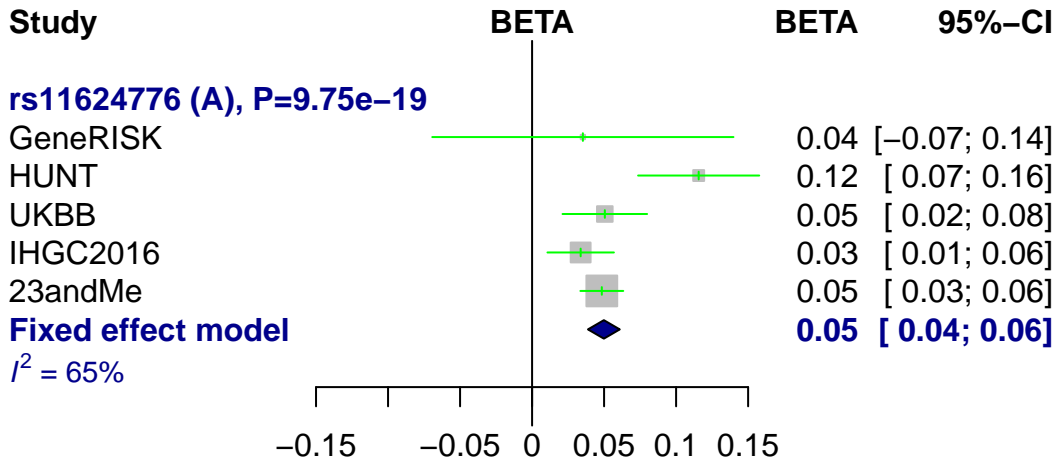
IHGC2016

23andMe

**Fixed effect model**

$I^2 = 0\%$







**Study**

**BETA**

**BETA**

**95%-CI**

**rs28929474 (T), P=2.54e-09**

GeneRISK

HUNT

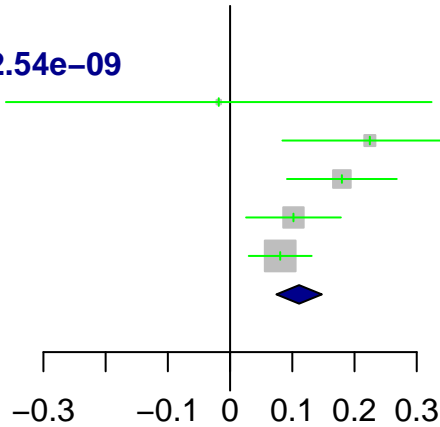
UKBB

IHGC2016

23andMe

**Fixed effect model**

$I^2 = 42\%$



-0.02 [-0.36; 0.32]

0.22 [0.08; 0.37]

0.18 [0.09; 0.27]

0.10 [0.03; 0.18]

0.08 [0.03; 0.13]

**0.11 [0.07; 0.15]**

-0.3 -0.1 0 0.1 0.2 0.3

Study

BETA

BETA

95%-CI

**rs12708529 (A), P=8.11e-10**

GeneRISK

HUNT

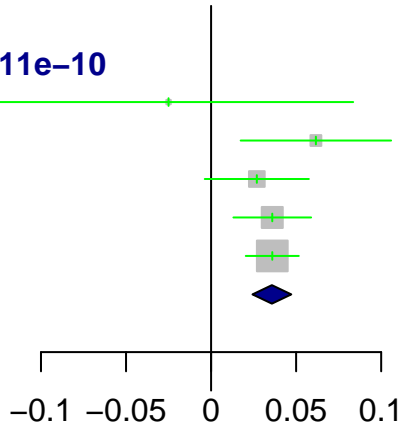
UKBB

IHGC2016

23andMe

**Fixed effect model**

$I^2 = 0\%$



-0.03 [-0.13; 0.08]

0.06 [ 0.02; 0.11]

0.03 [ 0.00; 0.06]

0.04 [ 0.01; 0.06]

0.04 [ 0.02; 0.05]

**0.04 [ 0.02; 0.05]**

**Study**

**BETA**

**BETA**

**95%-CI**

**rs12598836 (G), P=2.21e-10**

GeneRISK

HUNT

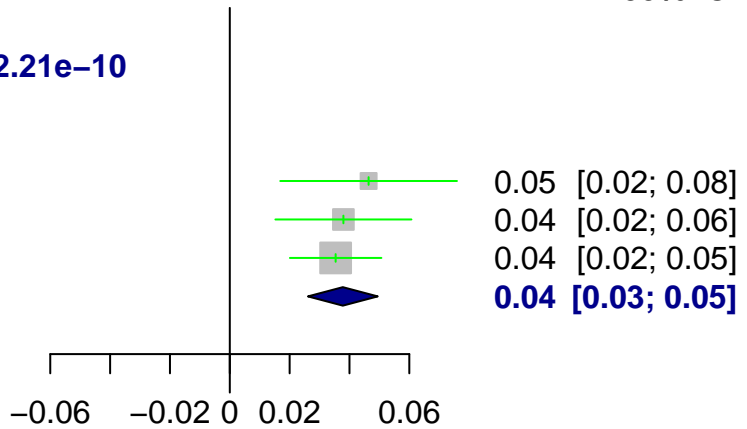
UKBB

IHGC2016

23andMe

**Fixed effect model**

$I^2 = 0\%$



Study

BETA

BETA

95%-CI

**rs8046696 (T), P=4.76e-14**

GeneRISK

HUNT

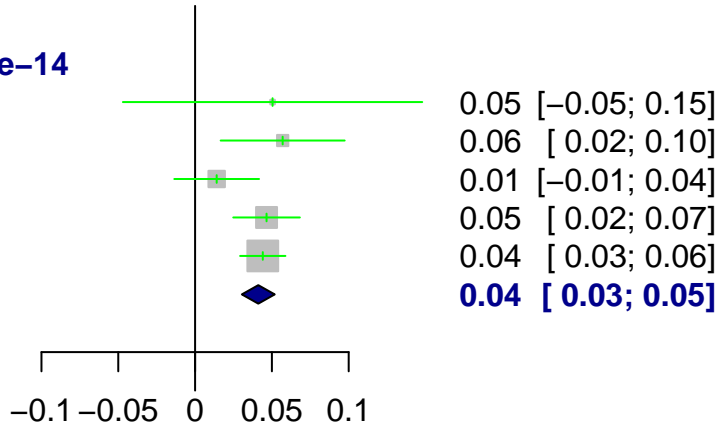
UKBB

IHGC2016

23andMe

**Fixed effect model**

$I^2 = 15\%$



**Study**

**BETA**

**BETA**

**95%-CI**

**rs8052831 (G), P=8.25e-15**

GeneRISK

HUNT

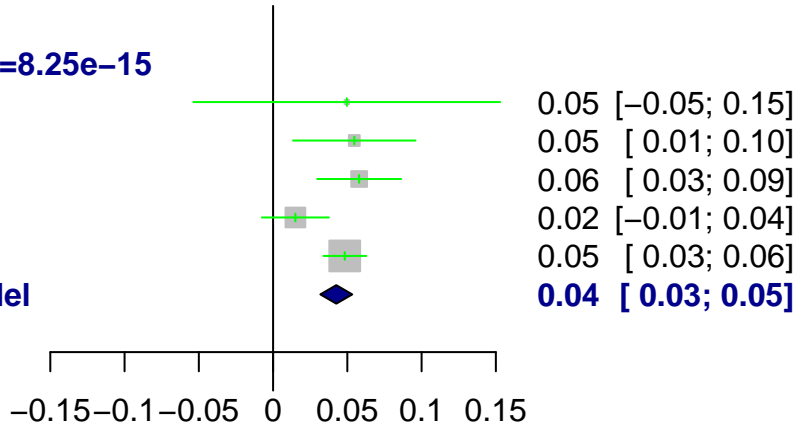
UKBB

IHGC2016

23andMe

**Fixed effect model**

$I^2 = 49\%$



**Study**

**BETA**

**BETA**

**95%-CI**

**rs9894634 (C), P=9.64e-11**

GeneRISK

HUNT

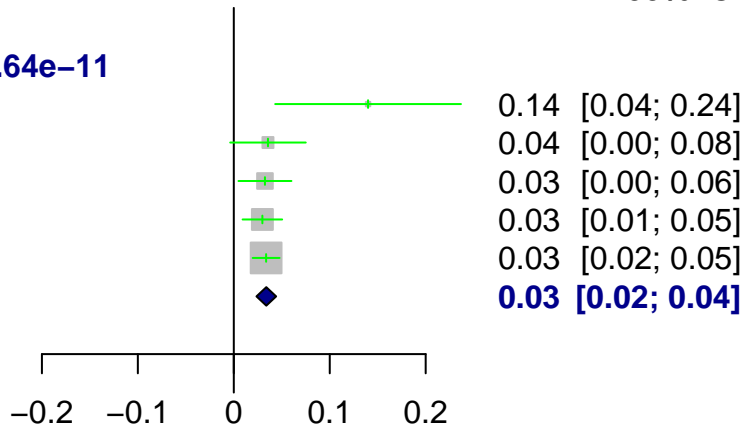
UKBB

IHGC2016

23andMe

**Fixed effect model**

$I^2 = 16\%$



Study

BETA

BETA

95%-CI

**rs34914463 (T), P=2.41e-09**

GeneRISK

HUNT

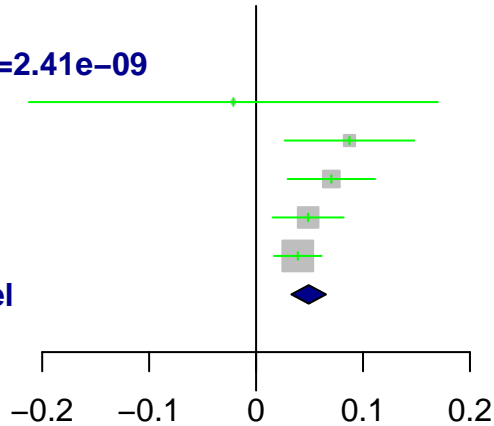
UKBB

IHGC2016

23andMe

**Fixed effect model**

$I^2 = 0\%$



**Study**

**BETA**

**BETA**

**95%-CI**

**rs11652860 (G), P=1.07e-08**

GeneRISK

HUNT

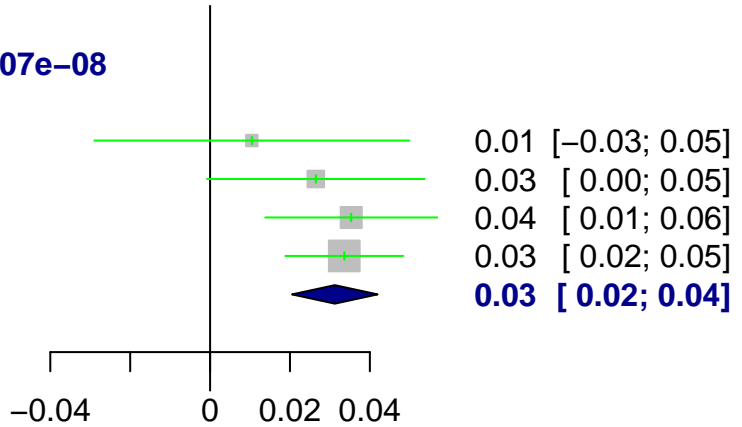
UKBB

IHGC2016

23andMe

**Fixed effect model**

$I^2 = 0\%$





**Study**

**BETA**

**BETA**

**95%-CI**

**rs2119930 (G), P=6.69e-15**

GeneRISK

HUNT

UKBB

IHGC2016

23andMe

**Fixed effect model**

$I^2 = 58\%$

-0.06 [-0.16; 0.04]

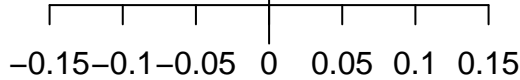
0.08 [ 0.04; 0.12]

0.06 [ 0.03; 0.08]

0.04 [ 0.01; 0.06]

0.04 [ 0.02; 0.05]

**0.04 [ 0.03; 0.05]**



Study

BETA

BETA

95%-CI

**rs12452590 (G), P=2.03e-10**

GeneRISK

HUNT

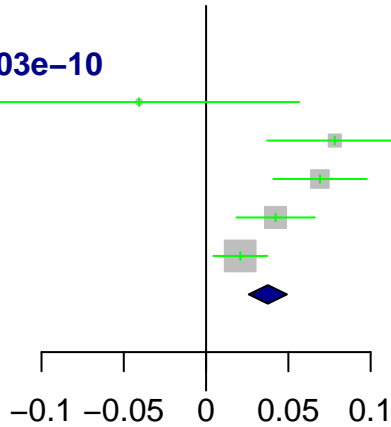
UKBB

IHGC2016

23andMe

**Fixed effect model**

$I^2 = 74\%$



-0.04 [-0.14; 0.06]

0.08 [ 0.04; 0.12]

0.07 [ 0.04; 0.10]

0.04 [ 0.02; 0.07]

0.02 [ 0.00; 0.04]

**0.04 [ 0.03; 0.05]**

**Study**

**BETA**

**BETA**

**95%-CI**

**rs1285294 (C), P=4.32e-08**

GeneRISK

HUNT

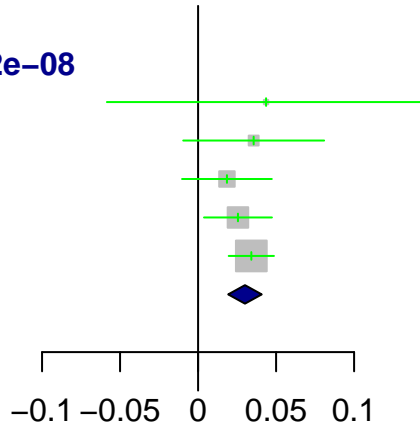
UKBB

IHGC2016

23andMe

**Fixed effect model**

$I^2 = 0\%$



0.04 [-0.06; 0.15]

0.04 [-0.01; 0.08]

0.02 [-0.01; 0.05]

0.03 [0.00; 0.05]

0.03 [0.02; 0.05]

**0.03 [0.02; 0.04]**

-0.1 -0.05 0 0.05 0.1

**Study**

**BETA**

**BETA**

**95%-CI**

**rs8077768 (C), P=9.32e-13**

GeneRISK

HUNT

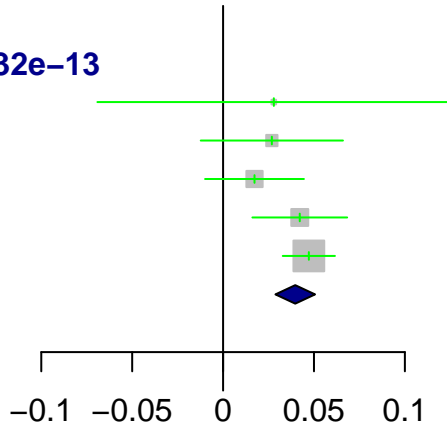
UKBB

IHGC2016

23andMe

**Fixed effect model**

$I^2 = 4\%$



0.03 [-0.07; 0.12]

0.03 [-0.01; 0.07]

0.02 [-0.01; 0.04]

0.04 [0.02; 0.07]

0.05 [0.03; 0.06]

**0.04 [0.03; 0.05]**

-0.1 -0.05 0 0.05 0.1

**Study**

**BETA**

**BETA**

**95%-CI**

**rs7506921 (A), P=1.17e-11**

GeneRISK

HUNT

UKBB

IHGC2016

23andMe

**Fixed effect model**

$I^2 = 44\%$

-0.06 [-0.15; 0.04]

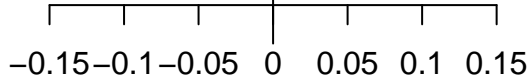
0.04 [ 0.00; 0.08]

0.06 [ 0.04; 0.09]

0.03 [ 0.01; 0.05]

0.04 [ 0.02; 0.05]

**0.04 [ 0.03; 0.05]**



**Study**

**BETA**

**BETA**

**95%-CI**

**rs1019990 (C), P=1e-11**

GeneRISK

HUNT

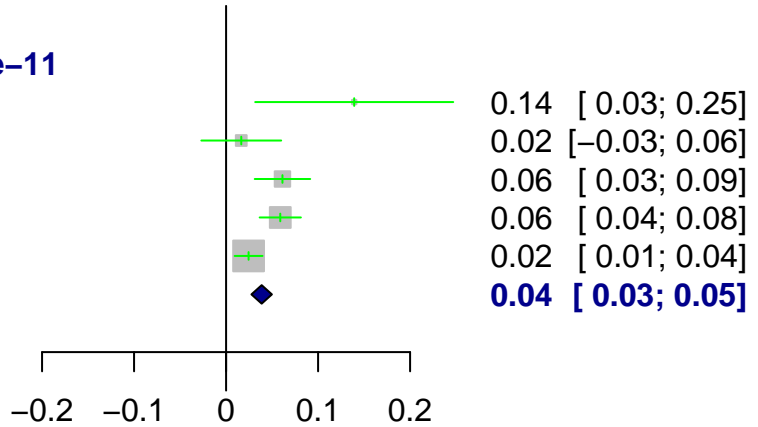
UKBB

IHGC2016

23andMe

**Fixed effect model**

$I^2 = 69\%$



**Study**

**BETA**

**BETA**

**95%-CI**

**rs8087942 (A), P=9.71e-13**

GeneRISK

HUNT

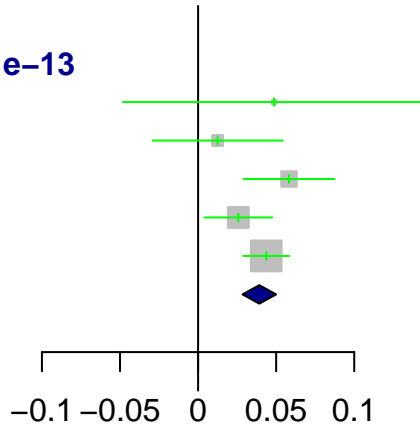
UKBB

IHGC2016

23andMe

**Fixed effect model**

$I^2 = 21\%$



0.05 [-0.05; 0.15]

0.01 [-0.03; 0.05]

0.06 [ 0.03; 0.09]

0.03 [ 0.00; 0.05]

0.04 [ 0.03; 0.06]

**0.04 [ 0.03; 0.05]**

-0.1 -0.05 0 0.05 0.1

**Study**

**BETA**

**BETA**

**95%-CI**

**rs10405121 (G), P=4.74e-10**

GeneRISK

HUNT

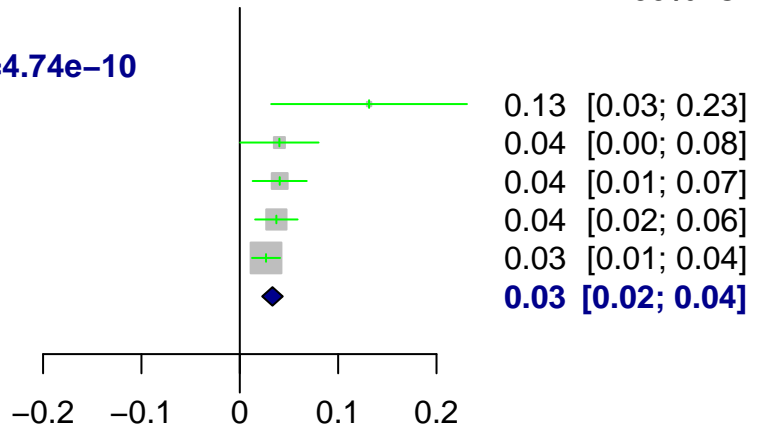
UKBB

IHGC2016

23andMe

**Fixed effect model**

$I^2 = 21\%$





**Study**

**BETA**

**BETA**

**95%-CI**

**rs74182632 (A), P=1.43e-08**

GeneRISK

HUNT

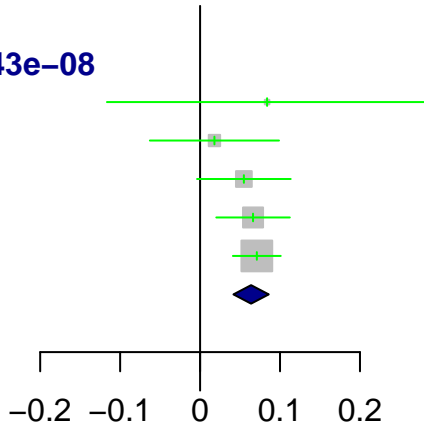
UKBB

IHGC2016

23andMe

**Fixed effect model**

$I^2 = 0\%$



0.08 [-0.12; 0.28]

0.02 [-0.06; 0.10]

0.05 [0.00; 0.11]

0.07 [0.02; 0.11]

0.07 [0.04; 0.10]

**0.06 [0.04; 0.09]**

-0.2 -0.1 0 0.1 0.2

Study

BETA

BETA

95%-CI

**rs1982072 (A), P=4.22e-11**

GeneRISK

HUNT

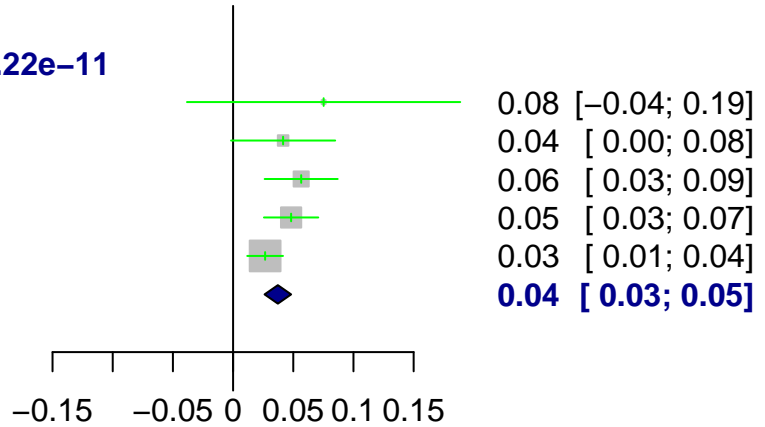
UKBB

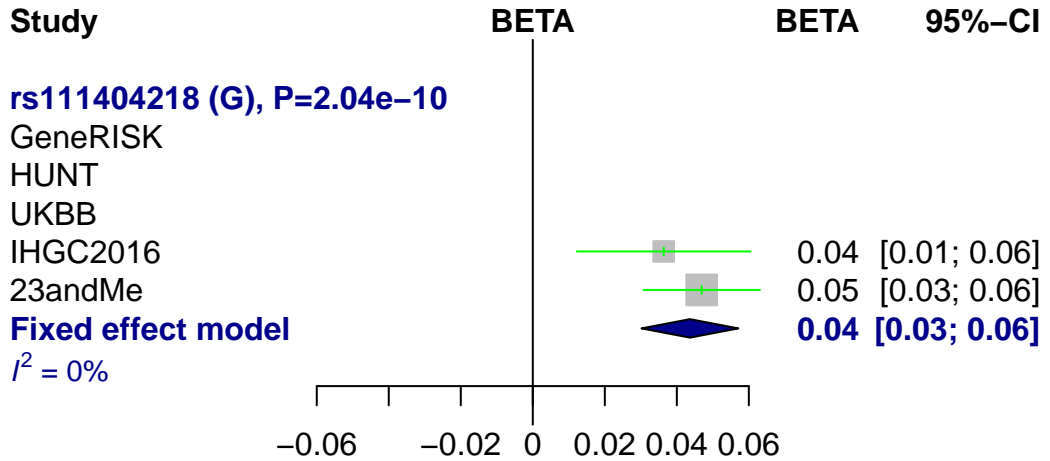
IHGC2016

23andMe

**Fixed effect model**

$I^2 = 18\%$





**Study**

**BETA**

**BETA**

**95%-CI**

**rs4814864 (C), P=1.44e-28**

GeneRISK

HUNT

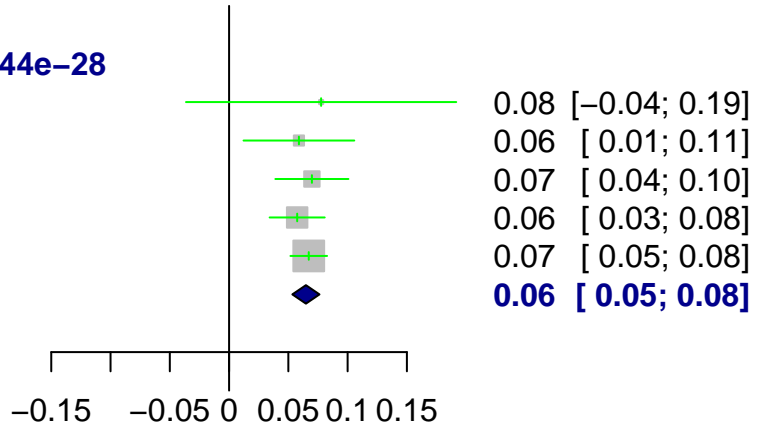
UKBB

IHGC2016

23andMe

**Fixed effect model**

$I^2 = 0\%$



**Study**

**BETA**

**BETA**

**95%-CI**

**rs6057599 (T), P=8.73e-14**

GeneRISK

HUNT

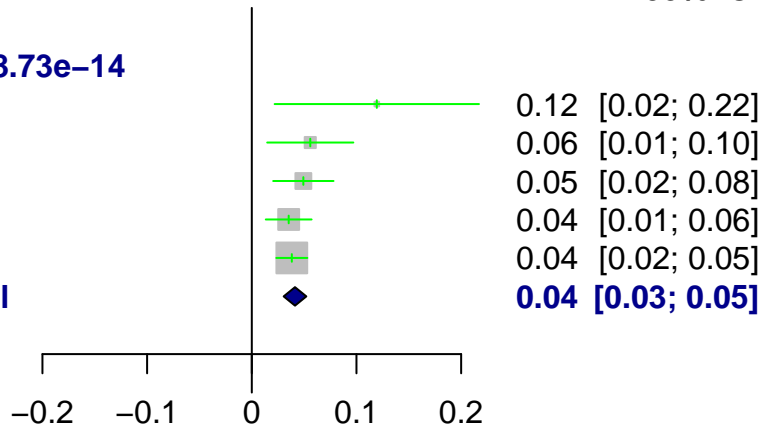
UKBB

IHGC2016

23andMe

**Fixed effect model**

$I^2 = 0\%$



**Study**

**BETA**

**BETA**

**95%-CI**

**rs910187 (G), P=1.14e-10**

GeneRISK

HUNT

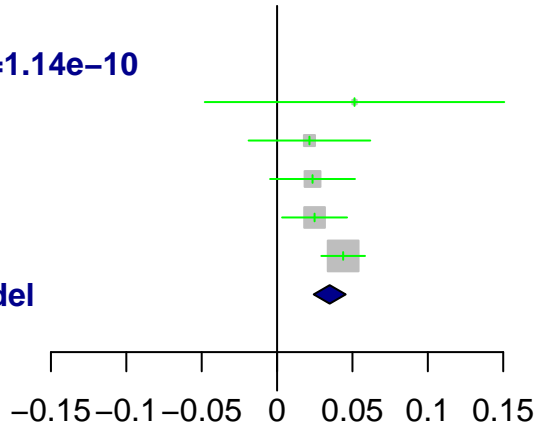
UKBB

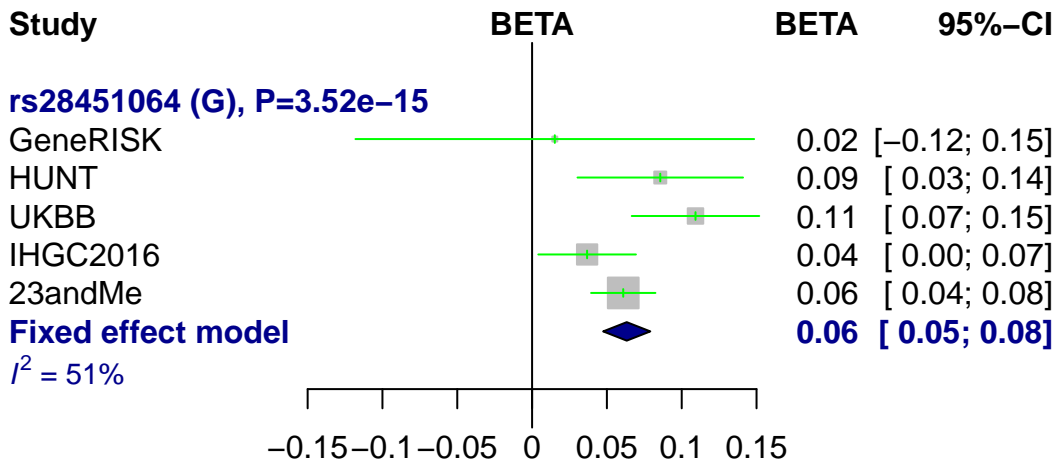
IHGC2016

23andMe

**Fixed effect model**

$I^2 = 0\%$





Study

BETA

BETA

95%-CI

**rs764508 (C), P=3.28e-09**

GeneRISK

HUNT

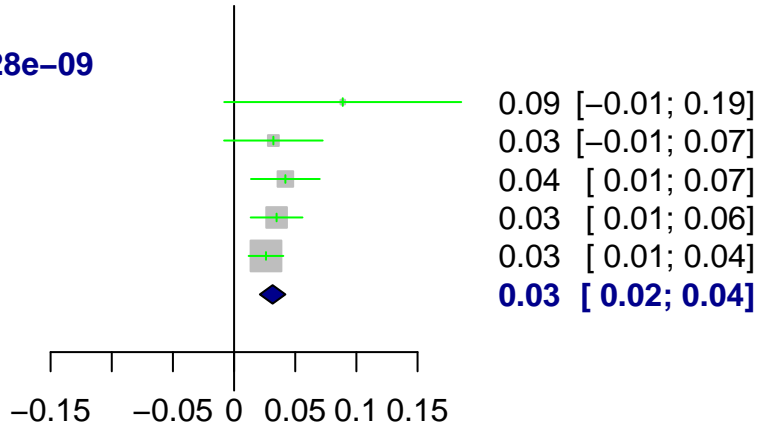
UKBB

IHGC2016

23andMe

**Fixed effect model**

$I^2 = 0\%$





Study

BETA

BETA

95%-CI

**rs625686 (C), P=8.26e-09**

GeneRISK

HUNT

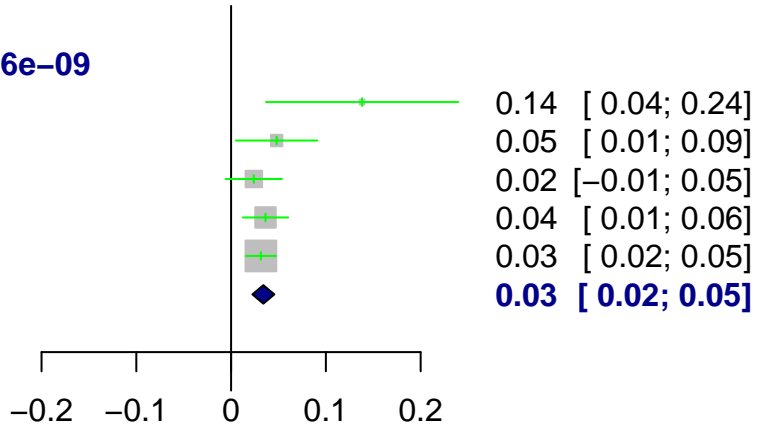
UKBB

IHGC2016

23andMe

**Fixed effect model**

$I^2 = 21\%$



**Study**

**BETA**

**BETA**

**95%-CI**

**rs1507220 (A), P=2.67e-08**

GeneRISK

HUNT

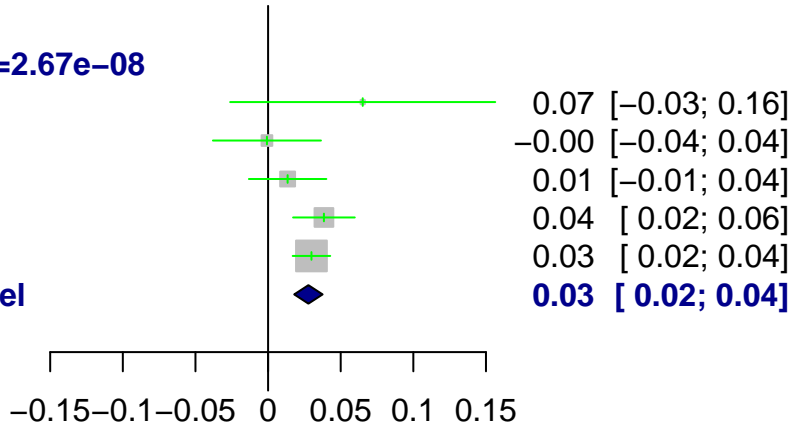
UKBB

IHGC2016

23andMe

**Fixed effect model**

$I^2 = 21\%$



**Study**

**BETA**

**BETA**

**95%-CI**

**rs4403550 (T), P=3.07e-09**

GeneRISK

HUNT

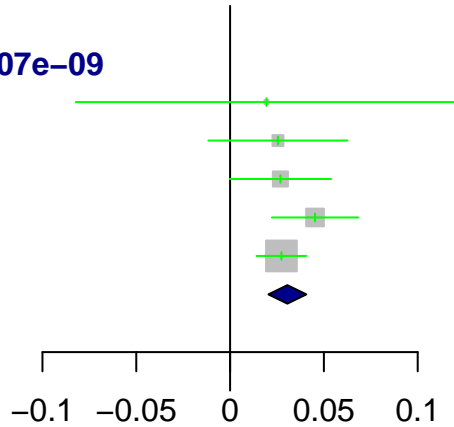
UKBB

IHGC2016

23andMe

**Fixed effect model**

$I^2 = 0\%$



0.02 [-0.08; 0.12]

0.03 [-0.01; 0.06]

0.03 [ 0.00; 0.05]

0.05 [ 0.02; 0.07]

0.03 [ 0.01; 0.04]

**0.03 [ 0.02; 0.04]**

-0.1 -0.05 0 0.05 0.1