

Cervical cancer screening uptake in Sub-Saharan Africa: a systematic review and meta-analysis

Nigus Bililign Yimer^{1*}, Mohammed Akibu Mohammed², Kalkidan Solomon³, Mesfin Tadesse², Stephanie Grutzmacher⁴, Henok Kumsa Meikena¹, Birhan Alemnew⁵, Nigussie Tadesse Sharew⁶ and Tesfa Dejenie Habtewold⁷

¹Woldia University, College of Health Sciences, School of Midwifery, Woldia, Ethiopia

²Debre Birhan University, Institute of Medicine and Health Sciences, Department of Midwifery, Debre Birhan, Ethiopia

³Addis Ababa University, College of Health Sciences, Department of Preventive Medicine, Addis Ababa, Ethiopia

⁴Oregon State University, College of Public Health and Human Sciences, School of Biological and Population Health Sciences, Corvallis, United States

⁵Woldia University, College of Health Sciences, Department of Medical Laboratory Science, Woldia, Ethiopia

⁶Debre Birhan University, Institute of Medicine and Health Sciences, Department of Nursing, Debre Birhan, Ethiopia

⁷University of Groningen, University Medical Center Groningen, Department of Epidemiology, Groningen, the Netherlands

*corresponding author: email kingyimer@yahoo.com; Phone: +251 (0) 911290248; P.O. Box 400; Woldia University, Woldia, Ethiopia.

Abstract

Background: Cervical cancer screening and prevention programs have been given considerable attention in high-income countries, while only receiving minimal effort in many African countries. This meta-analytic review aimed to estimate the pooled uptake of cervical cancer screening uptake and identify its predictors in Sub-Saharan Africa.

Methods: PubMed, EMBASE, CINAHL, African Journals Online, Web of Science and SCOPUS electronic databases were searched. All observational studies conducted in Sub-Saharan Africa and published in English language from January 2000 to 2019 were included. The Newcastle-Ottawa Scale was applied to examine methodological quality of the studies. Inverse variance-weighted random-effects model meta-analysis was done to estimate the pooled uptake and odds ratio of predictors with 95% confidence interval. I^2 test statistic was used to check between-study heterogeneity, and funnel plot and Egger's regression statistical test were used to check publication bias. To examine the source of heterogeneity, subgroup analysis based on sample size, publication year and geographic distribution of the studies was carried out.

Results: Of 3,537 studies identified, 29 studies were included with 36,374 women. The uptake of cervical cancer screening in Sub-Saharan Africa was 12.87% (95% CI: 10.20, 15.54; $I^2= 98.5\%$). Meta-analysis of seven studies showed that knowledge about cervical cancer increased screening uptake by nearly 5-folds (OR: 4.81; 95% CI: 3.06, 7.54). Other predictors include educational status, age, HIV status, contraceptive use, perceived susceptibility, and awareness about screening locations.

Conclusion: Cervical screening uptake is low in Sub-Saharan Africa and influenced by several factors. Health outreach and promotion targeting identified predictors are needed to increase uptake of screening service in the region.

Key words: Cervical cancer screening; predictors; meta-analysis; Sub Sahara Africa.

Protocol registration: CRD42017079375

Introduction

To date, cervical cancer is one of the global public health challenge (1). The primary cause of cervical pre-cancer and cancer is persistent infection with one or more of the high-risk oncogenic types of human papillomavirus (HPV) which interferes with the normal functioning of cells that results in distinct changes in the epithelial cells of transformation zone of the cervix (2). Cervical cancer is one of the very few type of cancers where a pre-cancer stage lasts many years before becoming invasive cancer that provide ample opportunity for detection and treatment (3). Cervical cancer is a malignancy for which screening is available. The screening seeks to identify pre-cancerous cellular changes on the cervix that may become cervical cancer if they are not appropriately treated (4).

Cervical cancer is the fourth most common cancer in women, with an estimated 530,000 new cases every year, representing 7.9% of all female cancers (5). In 2015, approximately 90% of the 270,000 deaths from cervical cancer occurred in low- and middle-income countries (5). Mortality rate remarkably varies among different regions of the world, with rates ranging from less than 2 per 100,000 in Western Europe and New Zealand to 27.6 per 100,000 in Sub-Saharan Africa (6).

Cervical cancer prevention and impact of screening program on cervical cancer related deaths has been given a considerable attention in developed countries with much minimal effort in most low and middle income nations (7). Cervical cancer screening coverage is very limited in low- and middle-income countries, as shown by a study which reported coverage of cervical cancer screening in developing countries on average to be 19% compared to 63% in developed countries (8). Data from the <<year>> World Health Survey indicated that the coverage of cervical cancer screening was 10% in Sub-Saharan Africa (9). Likewise, less than 1% of women in four West African countries had ever been screened for cervical cancer (10).

Even though cervical cancer screening is proven to reduce cervical cancer incidence, many factors influence screening uptake (11). Women's rates of screening uptake have been shown to vary by knowledge about cervical cancer, and screening services, and other factors such as individual perception, beliefs, attitudes, and culture; and partner attitude (12). Several studies

suggested that many women, particularly those with low levels of knowledge about cervical cancer and screening, may not recognize the benefit of screening over the possible consequences of forgoing screening (13-18).

Though it is very limited in scope, there are prevention, treatment, and rehabilitation strategies for cervical cancer such as risk assessment, screening, and clinical interventions in Sub-Saharan Africa. Nevertheless, they are not being fully utilized because of structural and behavioral barriers (19, 20). In order to enhance cervical cancer screening and treatment efforts, it is necessary to identify the factors affecting eligible women's screening uptake and their prevalence. In this meta-analytic review, therefore, we aimed to estimate the pooled prevalence of cervical cancer screening uptake and identify its predictors in Sub-Saharan Africa.

Methods

Protocol registration and review report

The protocol has been registered with PROSPERO, an international prospective register of systematic reviews (<https://www.crd.york.ac.uk/PROSPERO>), under registration number CRD42017079375. This meta-analytic review is reported in compliance with the recommendation of Preferred Reporting Items for Systematic Reviews and Meta-Analysis (PRISMA) 2015 statement (21). The PRISMA Explanation and Elaboration document was followed and complemented by A Measurement Tool to Assess Systematic Reviews (AMSTAR-2) tool (22). A PRISMA flow diagram (23) was used to illustrate the article screening and selection process.

Literature searching

PubMed, EMBASE, CINAHL, Web of Science, African Journals Online and SCOPUS electronic databases were explored to extract all available literatures. Cross-references of included articles and grey literature were also hand searched. In addition, PubMed and SCOPUS cited-by searching of included articles was performed to acquire potentially relevant studies that were potentially missed during database, cross-reference, and grey literature searching. The search strategy (Supplemental Table 1) has been developed in consultation with medical

information specialist and Peer Review of Electronic Search Strategies (PRESS) 2015 guideline statement (24).

Eligibility criteria

The studies were included if they meet the following inclusion criteria: (1) observational (i.e., cross-sectional, case-control, cohort) and (quasi) randomized controlled trial studies; (2) studies conducted in Sub-Saharan Africa between January 2000 to August 2019; and (3) studies published in English. Case reports, case series, expert opinions, qualitative studies, duplicated articles, and studies with substantial incomplete data were excluded.

Literature screening and selection

Initially, all identified articles were imported into Covidence (25). After duplicate studies were excluded, a pair of reviewers (MA and NB) identified articles by analyzing the abstract and title for relevance to the proposed review topic. Agreement between the reviewers was made by consensus. Then, full-texts were systematically reviewed for further eligibility. Finally, two reviewers (MA and NB) extracted all relevant information, including first author, publication year, country, sample size, study design, prevalence, least adjusted significant predictors, and source of funding using Excel spreadsheet. Disagreement between reviewers was solved through consensus.

Quality assessment

Two reviewers assessed the quality of selected articles using Newcastle-Ottawa Scale (NOS) for cross-sectional studies (26). The tool has three sections: selection (maximum of 5 stars), comparability (maximum of 5 stars) and outcome (maximum of 5 stars). In this review, studies were ranked as very good if they scored 5 or more stars, good for 4 stars, satisfactory for 3 stars and unsatisfactory for 0-2 stars. Quality assessment and funding sources of the studies are available as a supplementary file (Supplemental Table 2).

Data analysis

Inverse variance-weighted random-effects model meta-analysis was done to estimate the pooled uptake and odds ratio of predictors with 95% confidence interval. To maintain adequate power,

meta-analysis was done if at least five studies were available on a particular outcome of interest. Jackknife sensitivity analysis using the leave-one-out method was used to assess the effect of individual studies on the pooled odds ratio estimate, significance level of estimate and between-study heterogeneity. The study was excluded when the pooled OR estimate increased or decreased by one and changes the significance level after lifting out that particular study from the meta-analysis. Due to small number of studies available for some variables, the change in heterogeneity threshold was not considered as a primary criterion to detect and exclude the outlier study. Narrative synthesis was employed to summarize evidence on predictors. Heterogeneity between studies was tested using Cochran's Q test and Higgins's I^2 test statistic. The risk of publication bias was checked by visualizing funnel plots and Egger's regression statistical tests. STATA version 11 was used for statistical analysis. To examine the source of heterogeneity, subgroup analysis based on sample size, geographic distribution of the studies and year of publication was carried out.

Results

Characteristics of the studies

A total of 3,537 studies were retrieved through database and manual searching. After removing of duplicates (1,577), 93 full-text articles were assessed for further eligibility. Finally, 29 studies with 36,374 women were included in the meta-analysis and qualitative. Only seven studies were included in the meta-analysis for knowledge and cervical cancer screening (figure 1).

In this review, were included from studies conducted in Sub-Saharan African countries (1 in Ghana, 1 in Burkina Faso, 1 in Botswana, 6 in Nigeria, 7 in Ethiopia, 4 in Kenya, 2 in Uganda, 2 in Tanzania, 2 in Zimbabwe, 1 in Mozambique, 1 in Cameroon and 1 in South Africa). Twenty-eight studies had good quality and one study had good quality score (Table 1).

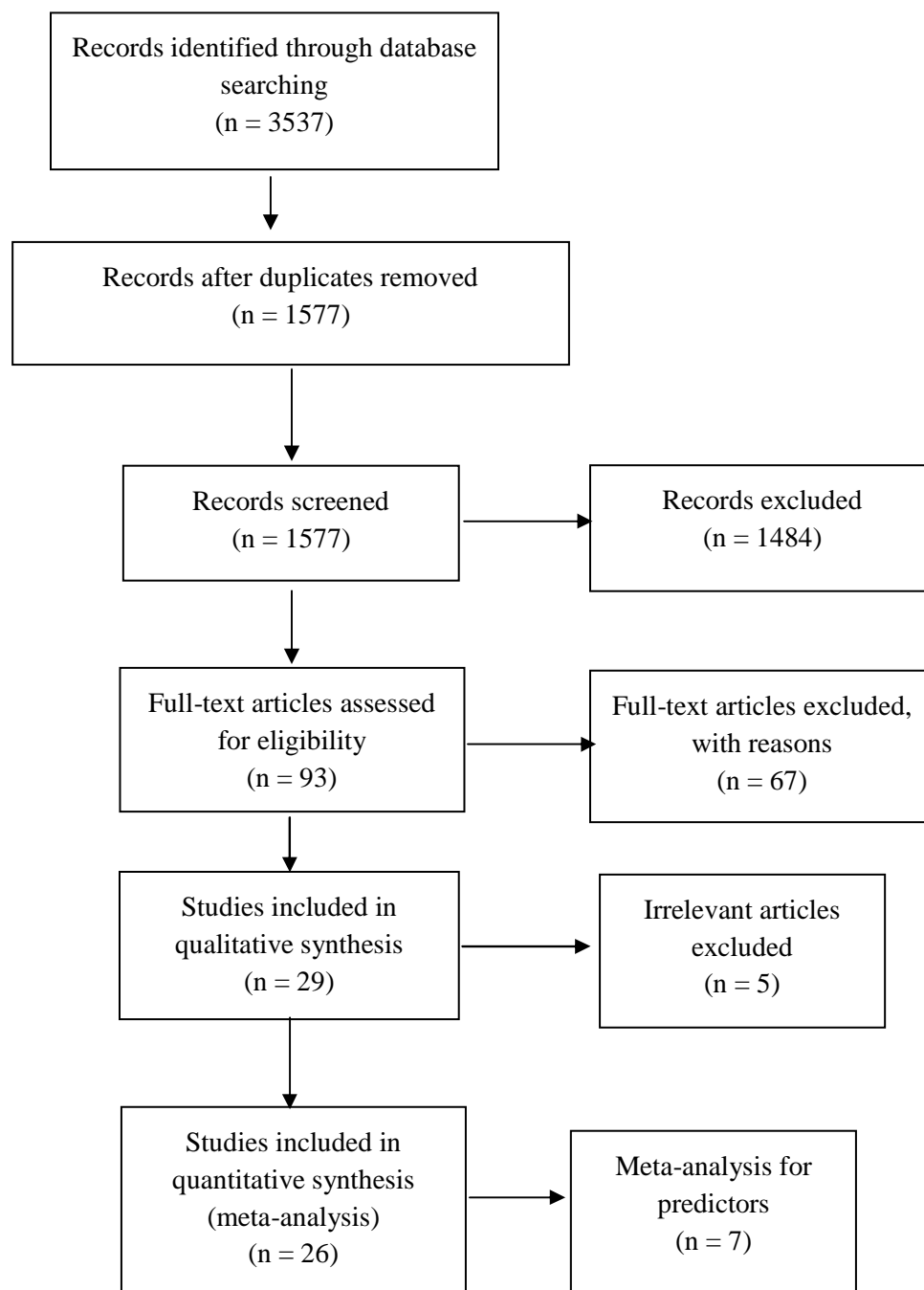


Figure 1. PRISMA flow diagram for predictors of cervical cancer screening, January 2000 to January 2019.

Table 1. Characteristics of the studies in Sub-Saharan Africa, January 2000 to January 2019.

| Study ID | Publication year | Country | Sample size | Screened women | Predictors | Quality score (stars) |
|------------------------|------------------|--------------|-------------|----------------|--|-----------------------|
| Adanu et.al. (27) | 2010 | Ghana | 3183 | 25 | Lack of formal education Abnormal vaginal bleeding | 7 |
| Sawadego et.al. (28) | 2014 | Burkina Faso | 840 | 93 | Heard about cervical cancer Knowledge about transmission mode Heard about human papillomavirus Oral contraceptive use | 8 |
| Mingo et.al. (29) | 2012 | Botswana | 376 | 271 | Age 31-84 Being HIV positive Heard about cervical cancer | 7 |
| CC. Dim et.al. (30) | 2009 | Nigeria | 912 | 82 | Not reported | 5 |
| Chigbu et.al. (31) | 2011 | Nigeria | 3712 | 389 | Not reported | 6 |
| Cunningham et.al. (32) | 2015 | Tanzania | 575 | 35 | Condom use Age 40-49, age >50 Health insurance Knowledge about cervical cancer | 7 |
| Tefera et.al. (33) | 2016 | Ethiopia | 634 | 68 | Age 25-35, age 35-49 Knowledge about cervical cancer | 8 |
| Aweke et.al. (34) | 2017 | Ethiopia | 595 | 58 | Lack of formal education Primary education Secondary education | 8 |
| Morema et.al. (35) | 2014 | Kenya | 424 | 74 | Lack of awareness about seriousness of disease | 8 |
| Orango'o et.al. (36) | 2016 | Kenya | 2505 | 273 | Being HIV positive Fear of bad result Know place of screening | 8 |
| Tiruneh et.al. (37) | 2017 | Kenya | 9016 | 1750 | Not reported | 8 |
| Lyimo et.al. (38) | 2012 | Kenya | 354 | 80 | Knowledge about cervical cancer | 8 |
| Twinom et.al. (39) | 2015 | Tanzania | 416 | 29 | Not reported | 8 |
| Bayu et.al. (40) | 2016 | Ethiopia | 1286 | 235 | Age 30-39 Multiple sexual partners Sexually transmitted diseases Being HIV positive Knowledge about | 8 |

| | | | | | | |
|--------------------------|------|--------------|------|-----|--|---|
| | | | | | cervical cancer Perceived susceptibility & barriers | |
| Ajibola et.al. (41) | 2016 | Uganda | 338 | 27 | Negative attitude | 8 |
| Olusola et.al. (42) | 2015 | Nigeria | 737 | 110 | Not reported | 5 |
| Akinyemiju et.al. (43) | 2015 | Nigeria | 1236 | 274 | Female provider | 8 |
| Ahmed et.al. | 2016 | South Africa | 500 | 79 | Not reported | 6 |
| Ndejjo et.al. (44) | 2016 | Uganda | 845 | 43 | Getting reproductive care at government facility Know place of screening Ease of getting reproductive service | 8 |
| Sylvia et.al. (45) | 2011 | Zimbabwe | 700 | 63 | Knowledge of screening | 8 |
| Nwankwo et.al. (46) | 2011 | Nigeria | 845 | 36 | Not reported | 7 |
| Bante et.al (47) | 2019 | Ethiopia | 517 | 108 | Age Counseling Positive attitude Visited health facility STIs | 8 |
| Brandao et.al (48) | 2018 | Mozambique | 3177 | 96 | Not reported | 9 |
| Donatus et.al (49) | 2019 | Cameroon | 253 | 110 | Not reported | 4 |
| Gebregzibher et .al (50) | 2019 | Ethiopia | 344 | 59 | Sexual experience Marital status Place of birth Year of study | 7 |
| Getachew et.al (51) | 2019 | Ethiopia | 520 | 130 | Not reported | 8 |
| Ifemelumma et. al (52) | 2019 | Nigeria | 388 | 80 | Not reported | 6 |
| Makuriofa et.al (53) | 2019 | Zimbabwe | 409 | 15 | Not reported | 7 |
| Nigussie et.al (54) | 2019 | Ethiopia | 737 | 114 | Government employee Know someone screened History of gynecologic exam Gender of physician Counseling Knowledge Perceived susceptibility | 8 |

Uptake of cervical cancer screening

The pooled uptake of cervical cancer screening in Sub-Saharan Africa was 12.87% (95% CI: 10.20, 15.54). There was considerable heterogeneity ($I^2=98.5\%$), a random effects model was employed (Figure 2), and subgroup analysis was conducted by region, sample size and year of publication. Based on the subgroup analysis, screening uptake ranged from 7.65% in the southern Sub-Saharan African countries to 14.13% in the eastern countries (Figure 3). By sample size, 13.83% of women had screening in a sample size group of less than 800, while 11.34% had screening in studies with sample sizes greater than 800 (Figure 4). Additionally, 13.5% of women were screened among studies published after 2015 (Figure 5). Sensitivity analysis was done; no significant change was noted in the overall odds ratio. There was publication bias, as evidenced by Egger's test (0.048).

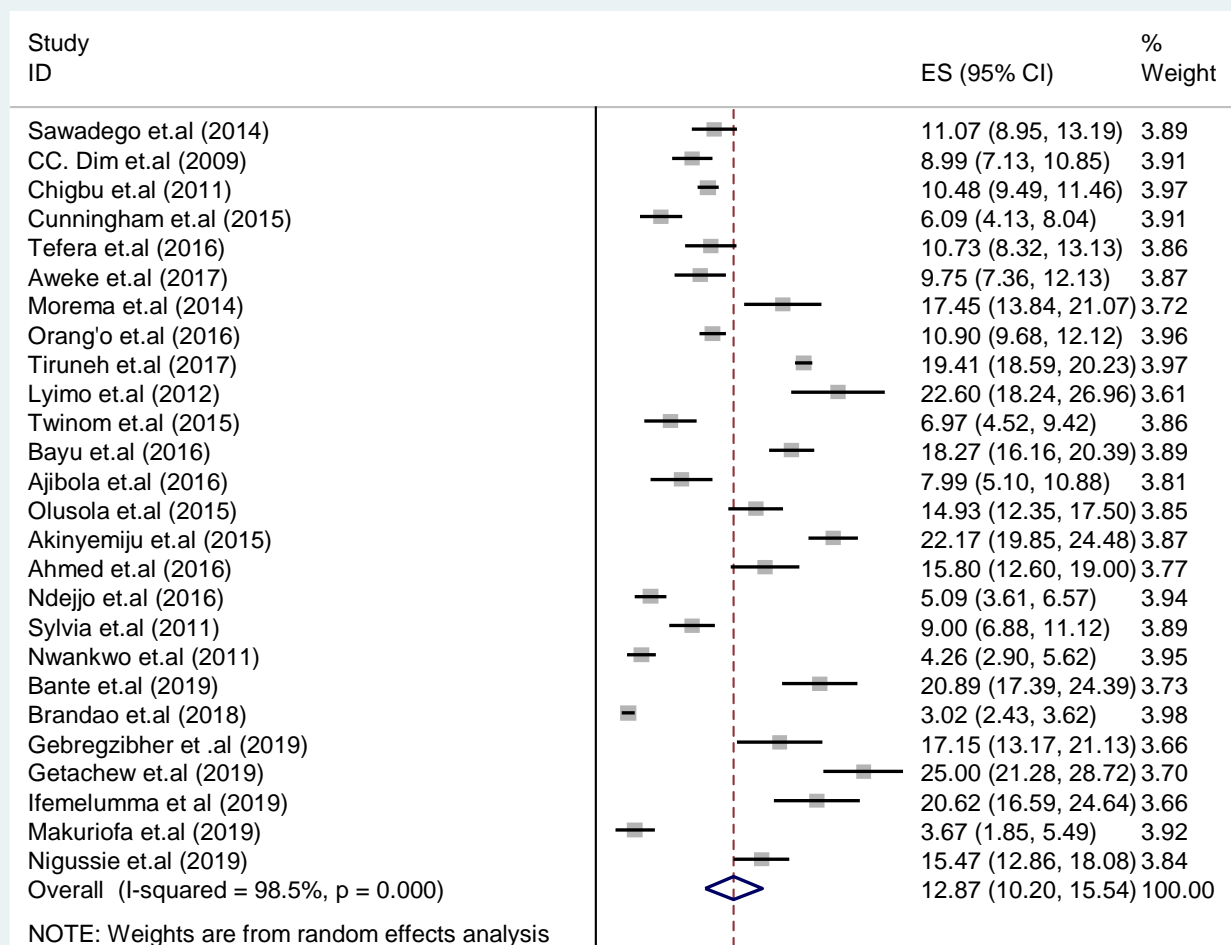


Figure 2. Forest plot of pooled prevalence of cervical cancer screening in Sub-Saharan Africa, January 2000 to January 2019.

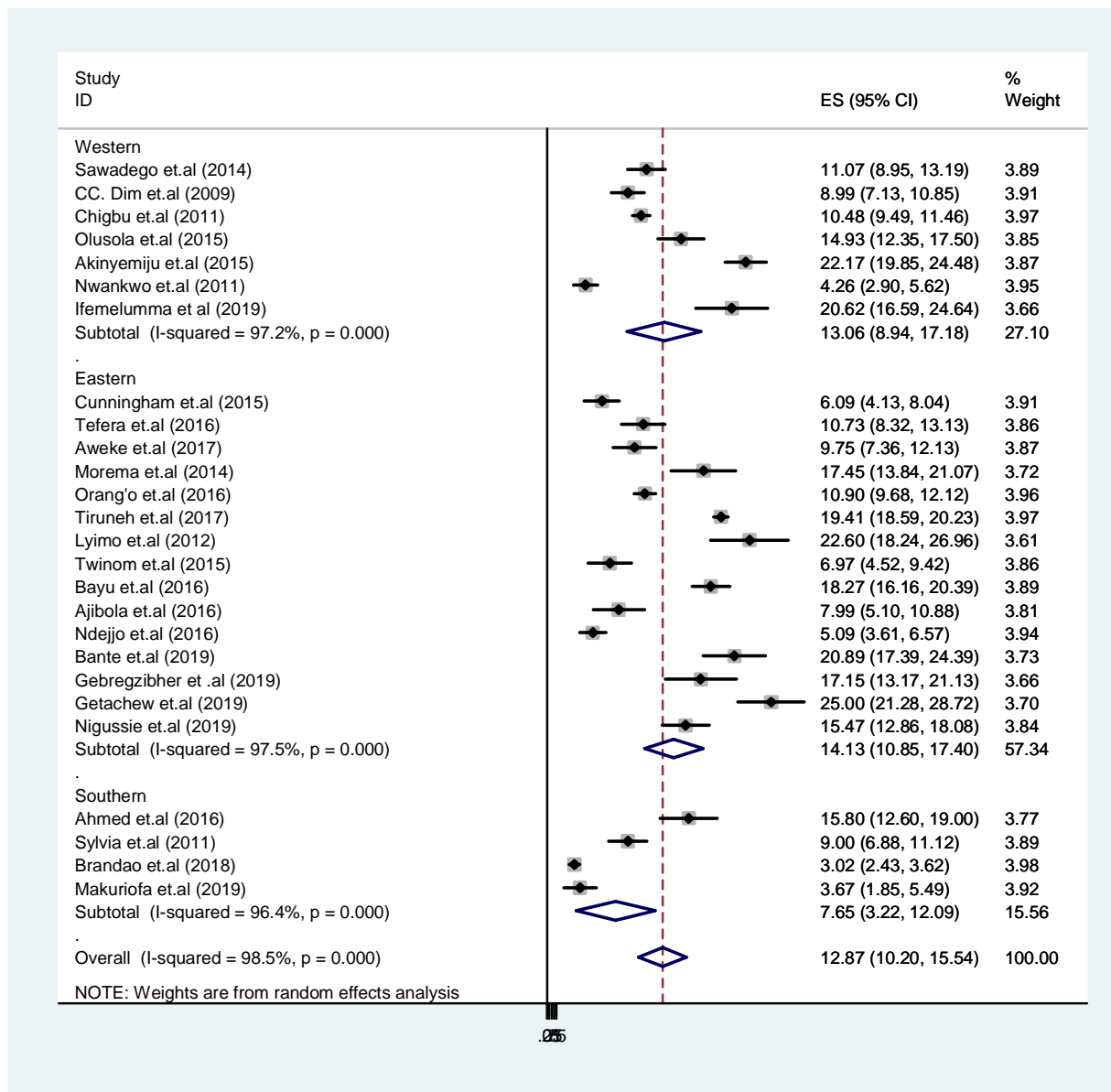


Figure 3 Subgroup analysis by region for uptake of cervical cancer screening in Sub-Saharan Africa from January 2000 to January 2019.

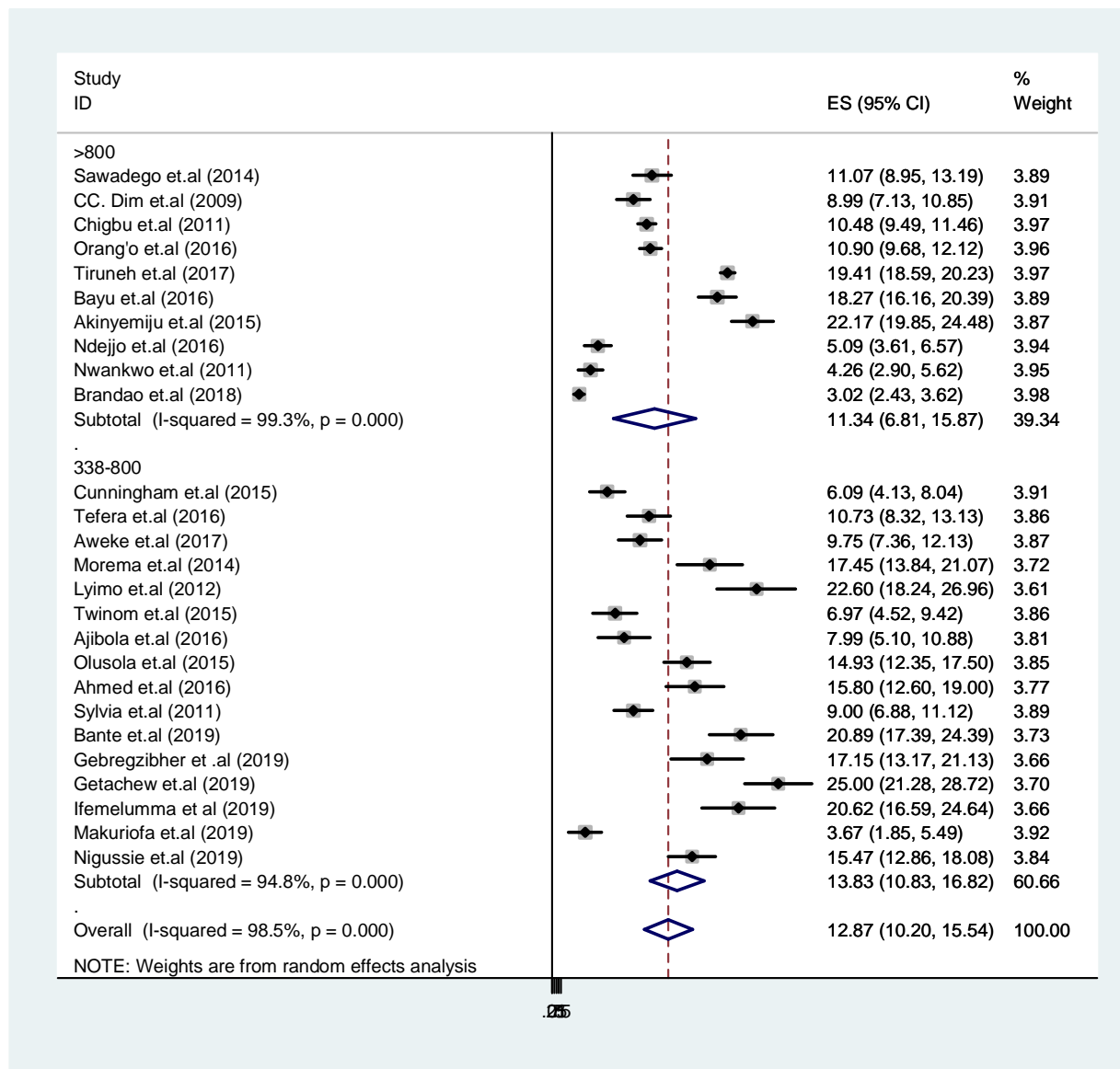


Figure 4. Subgroup analysis by sample size for uptake of cervical cancer screening in Sub-Saharan Africa from January 2000 to January 2019.

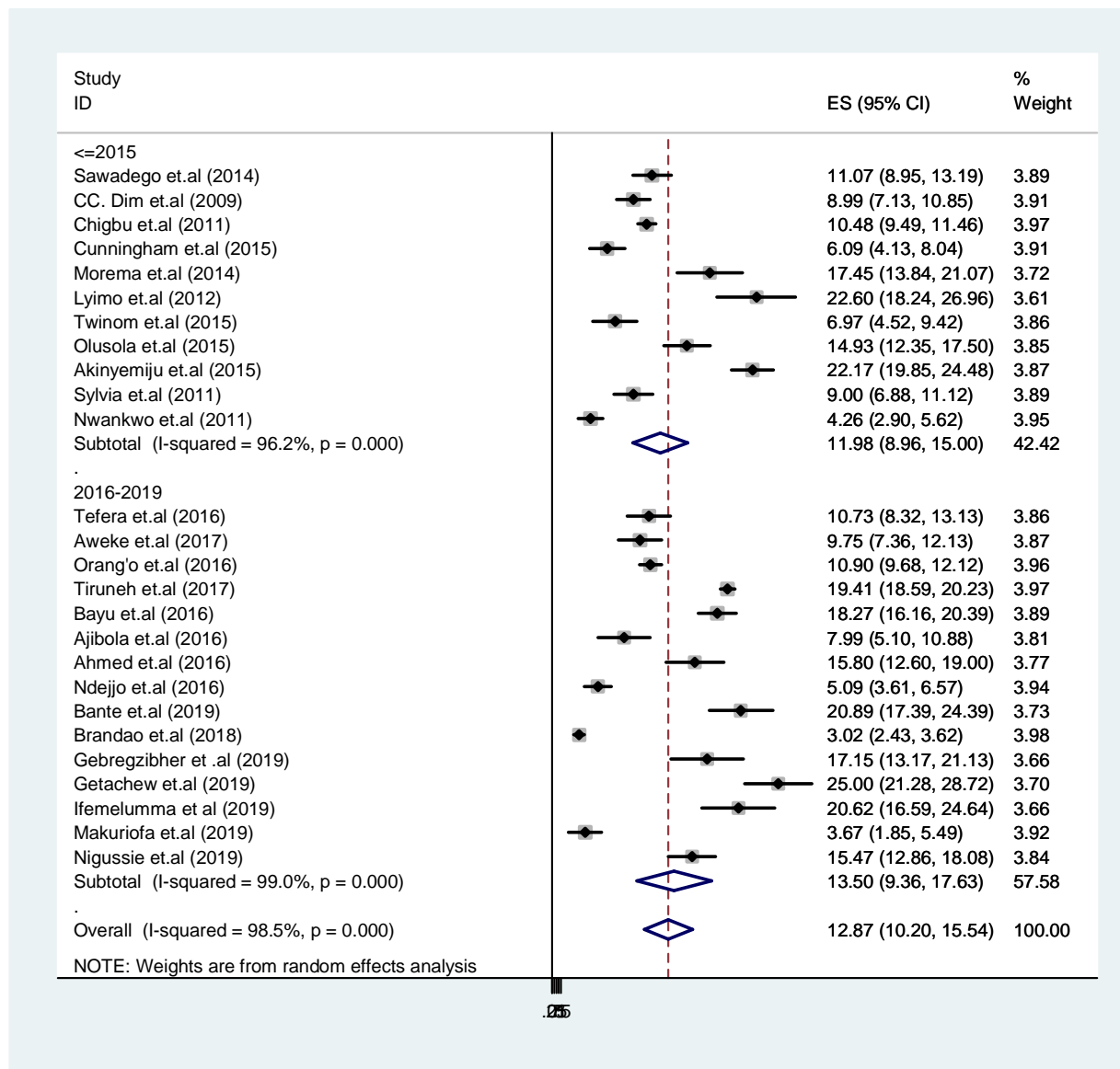


Figure 5. Subgroup analysis by year of publication for uptake of cervical cancer screening in Sub-Saharan Africa from January 2000 to January 2019.

Predictors of cervical cancer screening

Two studies in Ghana and Ethiopia showed that lack of formal education was significantly associated with low utilization of cervical cancer screening service (27, 34). On the other hand, three studies (29, 36, 40) in the region revealed being HIV positive as a significant predictor for utilization of the screening service. Awareness of place of screening also increased screening uptake in Kenya and Sudan (36, 44). An increase in cervical cancer screening was noted as age increases (47). Tefera and associates (33) reported higher proportion of screened mothers at the age of 25 through 49. Similarly, Bayu and colleagues (29, 32, 40) reported higher utilization of the service with advancement of age (Table 1).

Moreover, negative attitude and perceived susceptibility & barriers lowers the odds of cervical cancer screening uptake (40, 41, 54). Indeed, positive attitude increased service utilization in Ethiopia (47). Akinyemiju and colleagues in Nigeria reported that women tend to be screened when the provider's gender is female (43). On the contrary, not preferring gender of physician increased screening among Ethiopian Women (54). Two studies (47, 54) in Ethiopia reported counseling about screening were associated with uptake of the service. Abnormal vaginal bleeding (27), heard about HPV & oral contraceptive use (28), health insurance & condom use (32), lack of awareness about seriousness of cervical cancer (35), fear of bad result after screening (36), multiple sexual partners & sexually transmitted diseases (40, 47) and service at government health institutions (44) were also significantly associated with cervical cancer screening uptake (Table 1).

A meta-analysis of seven studies (28, 29, 32, 33, 38, 40, 54) revealed knowledge about cervical cancer screening was significantly associated with cervical cancer screening (OR: 4.81; 95% CI: 3.07, 7.51). There was moderate heterogeneity ($I^2=47.8\%$), hence random effect model was employed (Figure 6). The Egger's test ($p=0.44$) showed no publication bias existed.

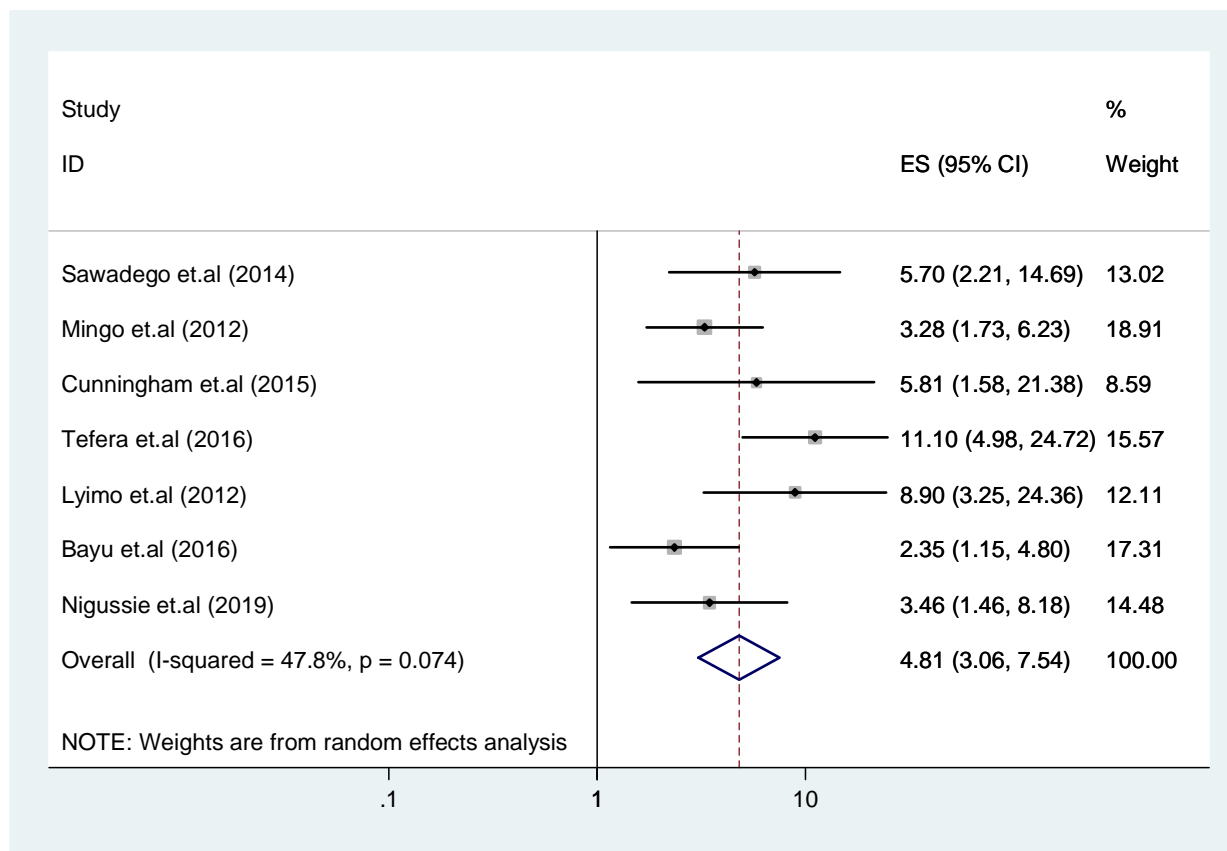


Figure 6. Forest plot for knowledge about cervical cancer screening and uptake of service in Sub Saharan Africa from January 2000 to January 2019.

Discussion

In this systematic review and meta-analysis, overall uptake of cervical cancer screening was pooled from 26 studies in Sub-Saharan Africa. In addition, significant predictors of cervical cancer screening were also identified. The findings of this review revealed valuable evidence to improve policies and practices aimed at addressing utilization of cervical cancer screening service across the region.

The pooled prevalence of cervical cancer screening in Sub-Saharan Africa was 12.12% (95% confidence interval: 9.48, 14.76) in the present review. This rate is lower than those reported in studies of Chinese-Canadian and Malaysian women, which were 57% (55) and 48.9% (56) respectively. Similarly, this rate is lower than those found in a sample of women with limited primary education in Indonesia (33%-60%), in Malaysia (23%), and in Thailand (67.6), but higher than the Philippines (7.7%) and Vietnam (4.9%) (57). However, these figures should be interpreted cautiously, as they are based on the 2000-2001 WHO estimates and may be dated. Previous literature suggests that the lower uptake of screening in SSA may be due to overcrowding and overburden of health care providers at tertiary facilities (58).

A root cause analysis in low-income countries reported that competing incentives among groups with shared interests in the service, suboptimal working conditions, and lack of cervical cancer prevention support in the political structures of the countries were identified as obstacles for successful cervical screening (59). Another study, a Cochrane review of randomized trials, confirmed that invitations to women due for screening (appointments, letters, phone calls, verbal recommendations, prompts and follow-up letters) increased uptake of screening (60). A systematic review in Low and Middle-income Countries (LMIC) revealed telephone reminders or messages led to increase Pap test uptake (61). Scaling-up of screening services to all primary and secondary health facilities and use of trained paramedical staff may be important to increase uptake. Lower utilization of screening services in Sub-Saharan Africa may also signal that political commitment is needed to improve cervical cancer prevention efforts.

The present systematic review revealed that lack of formal education and inadequate awareness about the seriousness of cervical cancer were associated with low utilization of cervical cancer

screening. This finding is consistent with a study in India that reported higher incidence of cervical lesions among illiterate women due to their late presentation to health facilities (58). Community mobilization, including use of village health promoters may be important to increase uptake of screening services. In India, rural cancer registries and campaign approach were found to be useful in detect in cervical cancer at the village level (62). Moreover, the current review noted higher utilization of screening among older women, which is consistent with a study conducted in Malaysia (56). This might be due to the fact that older women tend to seek treatment for their age- or hormone-related complaints. In the Netherlands, women aged 40 to 50 years who felt high personal moral obligation had the highest likelihood of screening uptake (63).

Women in the current review tended to have cervical cancer screening when the provider is female. Similarly, a study in Canada revealed that cervical cancer screening was associated with culturally sensitive health care services (55). Together, these findings may imply the need for culturally appropriate care and outreach. Moreover, the current review showed that women tend to underutilized the screening service due to fear of bad results. Evidence shows potential harms of screening, including anxiety related to positive results (64). The present review also identified negative attitude, perceived susceptibility, and perceived barriers as significant factors for screening uptake. As women's beliefs may contribute to lower uptake of screening (63), intervention strategies should focus on beliefs and attitudes about cervical cancer.

In the current review, women who had knowledge about cervical cancer are nearly five times more likely to utilize cervical cancer screening than those who did not. Studies have shown that awareness about cervical cancer screening is the priority need in resource-limited countries (58). Similarly, general knowledge about Pap tests was associated with cervical cancer screening among Chinese-Canadian women (55). Additionally, the current finding is in line with a study conducted in Malaysia (56) and systematic reviews in LMIC (65, 66). Awareness about screening services might change the attitude of women to utilize the service. The role of community health workers on educating the community and raising awareness (67) needed to be underscored.

As a limitation, this finding might be prone to risk of bias due to substantial heterogeneity of studies included from different locations. Additionally, differences in cervical screening modalities across the included studies might affect the results of this review.

Conclusion

Cervical cancer screening uptake is low in Sub-Saharan Africa. Knowledge about cervical cancer was significantly associated with screening. Additionally, education, age, awareness about screening location, HIV-sero status, attitude, provider gender, having heard about HPV, oral contraceptive use, health insurance, condom use, fear of bad result, lack of awareness about seriousness of the disease, multiple sexual partners, sexually transmitted diseases, counseling and receiving service at public institutions were important predictors of cervical cancer screening uptake in the region. Community-based education tailored to culture, literacy level, and pervasive attitudes is recommended to improve uptake of screening.

Acknowledgments

We are grateful for all authors of the original articles.

Competing interest

The authors declare no conflict of interest exists.

References

1. Finocchiaro-Kessler S, Wexler C, Maloba M, Mabachi N, Ndikum-Moffor F, Bukusi E. Cervical cancer prevention and treatment research in Africa: a systematic review from a public health perspective. *BMC Women's Health*. 2016;16(1):29.
2. World Health Organization. *Comprehensive Cervical Cancer Control: A guide to essential practice*-2nd ed. Geneva, Switzerland; 2014.
3. WHO. *Comprehensive cervical cancer prevention and control - a healthier future for girls and women* Geneva, Switzerland 2013 [Available from: <http://www.who.int/reproductivehealth/publications/cancers/9789241505147/en/>].
4. CDC. *Gynecologic Cancer Awareness 2017* [updated 14 Sept 2017. Available from: <https://www.cdc.gov/cancer/dcpc/resources/features/gynecologiccancers/index.htm>].
5. WHO. *Cervical cancer 2016* [Available from: <http://www.who.int/cancer/prevention/diagnosis-screening/cervical-cancer/en/>].
6. International agency for research on Cancer. *Cervical Cancer: Estimated Incidence, Mortality and Prevalence Worldwide in 2012* 2012 [Available from: http://globocan.iarc.fr/Pages/fact_sheets_cancer.aspx].
7. American cancer society. *Global Cancer Facts & Figures*. Atlanta; 2015.
8. Gakidou E, Nordhagen S, Obermeyer Z. Coverage of Cervical Cancer Screening in 57 Countries: Low Average Levels and Large Inequalities. *PLOS Medicine* 2008;5(6).
9. ICO information center on HPV and cancer. *Human Papillomavirus and Related Diseases Report: Ethiopia HPV information center*; 2017.
10. Gichangi P, Estamble B, J B. Knowledge and practice about cervical cancer and Pap smear testing among patients at Kenyatta National Hospital, Nairobi, Kenya. *International Journal of Gynecological Cancer*. 2003;13:827-33.
11. Baskaran P, Subramanian P, Rahman RA, Ping WL, Taib NAM, Rosli R. Perceived Susceptibility, and Cervical Cancer Screening Benefits and Barriers in Malaysian Women Visiting Outpatient Clinics. *Asian Pacific Journal of Cancer Prevention*. 2013;14(12).
12. Leung SS, Leung I. Cervical cancer screening: knowledge, health perception and attendance rate among Hong Kong Chinese women. *International Journal of Women's Health*. 2010;2.
13. Busingye P, Nakimuli A, Nabunya E, Mutyaba T. Acceptability of cervical cancer screening via visual inspection with acetic acid or Lugol's iodine at Mulago Hospital, Uganda. *International Journal of Gynecology and Obstetrics*. 2012;119(3).
14. Leyva M, Byrd T, Tarwater P. Attitudes Towards Cervical Cancer Screening: A Study of Beliefs Among Women In Mexico. *Journal of Health Promotion* 2006. 2006;4(2).
15. Othman NH, M. Rebolj. Challenges to Cervical Cancer Screening in a Developing Country: The Case of Malaysia. *Asian Pacific Journal of Cancer Prevention*. 2009;10.
16. A.C. Ansink, R. Tolhurst, R. Haque, S. Saha, S. Datta, Broek NRvd. Cervical cancer in Bangladesh: community perceptions of cervical cancer and cervical cancer screening. *Transactions of the Royal Society of Tropical Medicine and Hygiene*. 2008;102(5).
17. Sylvia C M, Carolyn M. Sampselle, Timothy R.B. Johnson. Knowledge, Attitudes, and Demographic Factors Influencing Cervical Cancer Screening Behavior of Zimbabwean Women. *Journal of women's Health*. 2011;20(6).
18. Ndikom CM, Ofi BA. Awareness, perception and factors affecting utilization of cervical cancer screening services among women in Ibadan, Nigeria: a qualitative study. *BMC Reproductive Health*. 2012;9(11).

19. Birhanu Z, Abdissa A, Belachew T, Deribew A, Segni H, Tsu V, et al. Health seeking behavior for cervical cancer in Ethiopia: a qualitative study. *BMC International Journal for Equity in Health*. 2012;11(83).
20. Wondimu YT. CERVICAL CANCER: ASSESSMENT OF DIAGNOSIS AND TREATMENT FACILITIES IN PUBLIC HEALTH INSTITUTIONS IN ADDIS ABABA, ETHIOPIA. *Ethiop Med J*. 2015;13(2).
21. Stewart LA, Clarke M, Rovers M, Riley RD, Simmonds M, Stewart G, et al. Preferred Reporting Items for a Systematic Review and Meta-analysis of Individual Participant Data: The PRISMA-IPD Statement. *JAMA*. 2015;313(16):1657-65.
22. Shea BJ, Reeves BC, Wells G, Thuku M, Hamel C, Moran J, et al. AMSTAR 2: a critical appraisal tool for systematic reviews that include randomised or non-randomised studies of healthcare interventions, or both. *bmj*. 2017;358:j4008.
23. Stovold E, Beecher D, Foxlee R, Noel-Storr A. Study flow diagrams in Cochrane systematic review updates: an adapted PRISMA flow diagram. *Systematic reviews*. 2014;3(1):54.
24. Blackwood D. Peer Review of Electronic Search Strategies (PRESS). *HLA News*. 2015(Winter 2015):9.
25. Babineau J. Product review: covidence (systematic review software). *Journal of the Canadian Health Libraries Association/Journal de l'Association des bibliothèques de la santé du Canada*. 2014;35(2):68-71.
26. Moskalewicz A, Oremus M. No clear choice between Newcastle–Ottawa Scale and Appraisal Tool for Cross-Sectional Studies to assess methodological quality in cross-sectional studies of health-related quality of life and breast cancer. *Journal of Clinical Epidemiology*. 2020;120:94-103.
27. Adanu RM, Seffah JD, Duda R, Darko R, Hill A, Anarfi J. Clinic visits and cervical cancer screening in accra. *Ghana medical journal*. 2010;44(2):59-63.
28. Sawadogo B, Gitta SN, Rutebemberwa E, Sawadogo M, Meda N. Knowledge and beliefs on cervical cancer and practices on cervical cancer screening among women aged 20 to 50 years in Ouagadougou, Burkina Faso, 2012: a cross-sectional study. *The Pan African medical journal*. 2014;18:175.
29. Mingo AM, Panozzo CA, DiAngi YT, Smith JS, Steenhoff AP, Ramogola-Masire D, et al. Cervical cancer awareness and screening in Botswana. *International journal of gynecological cancer : official journal of the International Gynecological Cancer Society*. 2012;22(4):638-44.
30. Dim CC, Nwagha UI, Ezegwui HU, Dim NR. The need to incorporate routine cervical cancer counselling and screening in the management of women at the outpatient clinics in Nigeria. *Journal of obstetrics and gynaecology : the journal of the Institute of Obstetrics and Gynaecology*. 2009;29(8):754-6.
31. Chigbu CO, Aniebue U. Why southeastern Nigerian women who are aware of cervical cancer screening do not go for cervical cancer screening. *International journal of gynecological cancer : official journal of the International Gynecological Cancer Society*. 2011;21(7):1282-6.
32. Cunningham MS, Skrastins E, Fitzpatrick R, Jindal P, Oneko O, Yeates K, et al. Cervical cancer screening and HPV vaccine acceptability among rural and urban women in Kilimanjaro Region, Tanzania. *BMJ open*. 2015;5(3):e005828.
33. Tefera F, Mitiku I. Uptake of Cervical Cancer Screening and Associated Factors Among 15-49-Year-Old Women in Dessie Town, Northeast Ethiopia. *Journal of cancer education : the official journal of the American Association for Cancer Education*. 2017;32(4):901-7.
34. Aweke YH, Ayanto SY, Ersado TL. Knowledge, attitude and practice for cervical cancer prevention and control among women of childbearing age in Hossana Town, Hadiya zone, Southern Ethiopia: Community-based cross-sectional study. *PloS one*. 2017;12(7):e0181415.

35. Morema EN, Atieli HE, Onyango RO, Omondi JH, Ouma C. Determinants of cervical screening services uptake among 18-49 year old women seeking services at the Jaramogi Oginga Odinga Teaching and Referral Hospital, Kisumu, Kenya. *BMC health services research*. 2014;14:335.
36. Orang'o EO, Wachira J, Asirwa FC, Busakhala N, Naanyu V, Kisuya J, et al. Factors Associated with Uptake of Visual Inspection with Acetic Acid (VIA) for Cervical Cancer Screening in Western Kenya. *PLoS one*. 2016;11(6):e0157217.
37. Tiruneh FN, Chuang KY, Ntenda PAM, Chuang YC. Individual-level and community-level determinants of cervical cancer screening among Kenyan women: a multilevel analysis of a Nationwide survey. 2017;17(1):109.
38. Lyimo FS, Beran TN. Demographic, knowledge, attitudinal, and accessibility factors associated with uptake of cervical cancer screening among women in a rural district of Tanzania: three public policy implications. *BMC public health*. 2012;12:22.
39. Twinomujuni C, Nuwaha F, Babirye JN. Understanding the Low Level of Cervical Cancer Screening in Masaka Uganda Using the ASE Model: A Community-Based Survey. *PLoS one*. 2015;10(6):e0128498.
40. Bayu H, Berhe Y, Mulat A, Alemu A. Cervical Cancer Screening Service Uptake and Associated Factors among Age Eligible Women in Mekelle Zone, Northern Ethiopia, 2015: A Community Based Study Using Health Belief Model. *PLoS one*. 2016;11(3):e0149908.
41. Idowu A, Olowookere SA, Fagbemi AT, Ogunlaja OA. Determinants of Cervical Cancer Screening Uptake among Women in Ilorin, North Central Nigeria: A Community-Based Study. *Journal of cancer epidemiology*. 2016;2016:6469240.
42. Akanbi OA, Iyanda A, Osundare F, Opaleye OO. Perceptions of Nigerian Women about Human Papilloma Virus, Cervical Cancer, and HPV Vaccine. *Scientifica*. 2015;2015:285702.
43. Akinyemiju TF, McDonald JA, Lantz PM. Health care access dimensions and cervical cancer screening in South Africa: analysis of the world health survey. *BMC public health*. 2015;15:382.
44. Ndejjo R, Mukama T, Musabyimana A, Musoke D. Uptake of Cervical Cancer Screening and Associated Factors among Women in Rural Uganda: A Cross Sectional Study. *PLoS one*. 2016;11(2):e0149696.
45. Mupepi SC, Sampselle CM, Johnson TR. Knowledge, attitudes, and demographic factors influencing cervical cancer screening behavior of Zimbabwean women. *Journal of women's health (2002)*. 2011;20(6):943-52.
46. Nwankwo KC, Aniebue UU, Aguwa EN, Anarado AN, Agunwah E. Knowledge attitudes and practices of cervical cancer screening among urban and rural Nigerian women: a call for education and mass screening. *European journal of cancer care*. 2011;20(3):362-7.
47. Bante SA, Getie SA, Getu AA, Mulatu K, Fenta SL. Uptake of pre-cervical cancer screening and associated factors among reproductive age women in Debre Markos town, Northwest Ethiopia, 2017. *BMC Public Health*. 2019;19(1):1102-.
48. Brandão M, Tulsidas S, Damasceno A, Silva-Matos C, Carrilho C, Lunet N. Cervical cancer screening uptake in women aged between 15 and 64 years in Mozambique. *Eur J Cancer Prev*. 2019;28(4):338-43.
49. Donatus L, Nina FK, Sama DJ, Nkfusai CN, Bede F, Shirinde J, et al. Assessing the uptake of cervical cancer screening among women aged 25-65 years in Kumbo West Health District, Cameroon. *Pan Afr Med J*. 2019;33:106-.
50. Gebregziabher D, Berhanie E, Birhanu T, Tesfamariam K. Correlates of cervical cancer screening uptake among female under graduate students of Aksum University, College of Health Sciences, Tigray, Ethiopia. *BMC Res Notes*. 2019;12(1):520-.

51. Getachew S, Getachew E, Gizaw M, Ayele W, Addissie A, Kantelhardt EJ. Cervical cancer screening knowledge and barriers among women in Addis Ababa, Ethiopia. *PLoS One*. 2019;14(5):e0216522-e.
52. Ifemelumma CC, Anikwe CC, Okorochukwu BC, Onu FA, Obuna JA, Ejikeme BN, et al. Cervical Cancer Screening: Assessment of Perception and Utilization of Services among Health Workers in Low Resource Setting. *Int J Reprod Med*. 2019;2019:6505482-.
53. Makurofofa L, Mangwiro P, James V, Milanzi A, Mavu J, Nyamuranga M, et al. Women's knowledge, attitudes and practices (KAP) relating to breast and cervical cancers in rural Zimbabwe: a cross sectional study in Mudzi District, Mashonaland East Province. *BMC Public Health*. 2019;19(1):109-.
54. Nigussie T, Admassu B, Nigussie A. Cervical cancer screening service utilization and associated factors among age-eligible women in Jimma town using health belief model, South West Ethiopia. *BMC Womens Health*. 2019;19(1):127-.
55. TG H, M D, C T, C J, SP T, Y Y, et al. Facilitators and barriers to cervical cancer screening among Chinese Canadian women. *Can J Public Health*. 2003;94(1):68-73.
56. Gan DE, Dahlui M. Cervical screening uptake and its predictors among rural women in Malaysia. *Singapore medical journal*. 2013;54(3):163-8.
57. Domingo EJ, Noviani R, Noor MR, Ngelangel CA, Limpaphayom KK, Thuan TV, et al. Epidemiology and prevention of cervical cancer in Indonesia, Malaysia, the Philippines, Thailand and Vietnam. *Vaccine*. 2008;26 Suppl 12:M71-9.
58. Dhanasekaran K, Verma C, Kumar V, Hariprasad R, Gupta R, Gupta S, et al. Cervical Cancer Screening Services at Tertiary Healthcare Facility: An Alternative Approach. *Asian Pacific journal of cancer prevention : APJCP*. 2019;20(4):1265-9.
59. Suba EJ, Murphy SK, Donnelly AD, Furia LM, Huynh ML, SS. R. Systems analysis of real-world obstacles to successful cervical cancer prevention in developing countries. *Am J Public Health*. 2006;96(3):480-7.
60. Everett T, Bryant A, Griffin MF, Martin-Hirsch PPL, Forbes CA, Jepson RG. Interventions targeted at women to encourage the uptake of cervical screening. *Cochrane Database of Systematic Reviews*. 2011(5).
61. Zhang D, Advani S, Waller J, Cupertino AP, Hurtado-de-Mendoza A, Chicaiza A, et al. Mobile Technologies and Cervical Cancer Screening in Low- and Middle-Income Countries: A Systematic Review. *JCO global oncology*. 2020;6:617-27.
62. Srivastava AN, Misra JS, Srivastava S, Das BC, Gupta S. Cervical cancer screening in rural India: Status & current concepts. *The Indian journal of medical research*. 2018;148(6):687-96.
63. Tacken MA, Braspenning JC, Hermens RP, Spreeuwenberg PM, van den Hoogen HJ, de Bakker DH, et al. Uptake of cervical cancer screening in The Netherlands is mainly influenced by women's beliefs about the screening and by the inviting organization. *European journal of public health*. 2007;17(2):178-85.
64. Moyer VA. Screening for cervical cancer: U.S. Preventive Services Task Force recommendation statement. *Annals of internal medicine*. 2012;156(12):880-91, w312.
65. Islam RM, Billah B, Hossain MN, Oldroyd J. Barriers to Cervical Cancer and Breast Cancer Screening Uptake in Low-Income and Middle-Income Countries: A Systematic Review. *Asian Pacific journal of cancer prevention : APJCP*. 2017;18(7):1751-63.
66. Devarapalli P, Labani S, Nagarjuna N, Panchal P, Asthana S. Barriers affecting uptake of cervical cancer screening in low and middle income countries: A systematic review. *Indian journal of cancer*. 2018;55(4):318-26.

67. O'Donovan J, O'Donovan C, Nagraj S. The role of community health workers in cervical cancer screening in low-income and middle-income countries: a systematic scoping review of the literature. *BMJ global health*. 2019;4(3):e001452.