

**The prevalence of burnout, risk factors and job-related stressors in gastroenterologists:
a systematic review**

John Ong, Carla Swift, Michael Bath, Wanyen Lim, Sharon Ong, Yasseen Al-Naeeb, Arun Shankar, and Yock Young Dan

Supplementary Information

Contents	Item description	Page number
Appendix 1	Systematic review search strategy	2 to 4
Appendix 2	Modified QATSO tool	5
Supp. Figure 1	Burnout prevalence: Forest & Funnel plots	6
Supp. Figure 2	EE prevalence: Forest & Funnel plots	7
Supp. Figure 3	DP prevalence: Forest & Funnel plots	8
Supp. Figure 4	PA prevalence: Forest & Funnel plots	9
Supp. Figure 5	Burnout in female gastroenterologists (OR)	10

Appendix 1: Systematic review search strategy

"Term 1" AND "Term 2" (AND "Term 3" where indicated)

Period: From inception to 1 September 2020

Search	Term 1	Term 2	Term 3
1	Burn out	Gastroenterology	-
2	Burn out	Gastroenterologists	-
3	Burn out	Endoscopy	-
4	Burn out	Endoscopists	-
5	Burn out	Gastrointestinal	-
6	Burn out	GI	-
7	Burn out	Hepatology	-
8	Burn out	Hepatologists	-
9	Burnout	Gastroenterology	-
10	Burnout	Gastroenterologists	-
11	Burnout	Endoscopy	-
12	Burnout	Endoscopists	-
13	Burnout	Gastrointestinal	-
14	Burnout	GI	-
15	Burnout	Hepatology	-
16	Burnout	Hepatologists	-
17	Burned out	Gastroenterology	-
18	Burned out	Gastroenterologists	-
19	Burned out	Endoscopy	-
20	Burned out	Endoscopists	-
21	Burned out	Gastrointestinal	-
22	Burned out	GI	-
23	Burned out	Hepatology	-
24	Burned out	Hepatologists	-
25	Burnt out	Gastroenterology	-
26	Burnt out	Gastroenterologists	-
27	Burnt out	Endoscopy	-
28	Burnt out	Endoscopists	-
29	Burnt out	Gastrointestinal	-
30	Burnt out	GI	-
31	Burnt out	Hepatology	-
32	Burnt out	Hepatologists	-
33	Emotional exhaustion	Gastroenterology	-
34	Emotional exhaustion	Gastroenterologists	-
35	Emotional exhaustion	Endoscopy	-
36	Emotional exhaustion	Endoscopists	-
37	Emotional exhaustion	Gastrointestinal	-

38	Emotional exhaustion	GI	-
39	Emotional exhaustion	Hepatology	-
40	Emotional exhaustion	Hepatologists	-
41	Depersonalisation	Gastroenterology	-
42	Depersonalisation	Gastroenterologists	-
43	Depersonalisation	Endoscopy	-
44	Depersonalisation	Endoscopists	-
45	Depersonalisation	Gastrointestinal	-
46	Depersonalisation	GI	-
47	Depersonalisation	Hepatology	-
48	Depersonalisation	Hepatologists	-
49	Cynicism	Gastroenterology	-
50	Cynicism	Gastroenterologists	-
51	Cynicism	Endoscopy	-
52	Cynicism	Endoscopists	-
53	Cynicism	Gastrointestinal	-
54	Cynicism	GI	-
55	Cynicism	Hepatology	-
56	Cynicism	Hepatologists	-
57	Professional efficacy	Gastroenterology	-
58	Professional efficacy	Gastroenterologists	-
59	Professional efficacy	Endoscopy	-
60	Professional efficacy	Endoscopists	-
61	Professional efficacy	Gastrointestinal	-
62	Professional efficacy	GI	-
63	Professional efficacy	Hepatology	-
64	Professional efficacy	Hepatologists	-
65	Personal accomplishment	Gastroenterology	-
66	Personal accomplishment	Gastroenterologists	-
67	Personal accomplishment	Endoscopy	-
68	Personal accomplishment	Endoscopists	-
69	Personal accomplishment	Gastrointestinal	-
70	Personal accomplishment	GI	-
71	Personal accomplishment	Hepatology	-
72	Personal accomplishment	Hepatologists	-
73	Stress	Gastroenterology	Burn out
74	Stress	Gastroenterologists	Burn out
75	Stress	Endoscopy	Burn out
76	Stress	Endoscopists	Burn out
77	Stress	Gastrointestinal	Burn out
78	Stress	GI	Burn out
79	Stress	Hepatology	Burn out
80	Stress	Hepatologists	Burn out
81	Stress	Gastroenterology	Burnout
82	Stress	Gastroenterologists	Burnout
83	Stress	Endoscopy	Burnout

84	Stress	Endoscopists	Burnout
85	Stress	Gastrointestinal	Burnout
86	Stress	GI	Burnout
87	Stress	Hepatology	Burnout
88	Stress	Hepatologists	Burnout
89	Stress	Gastroenterology	Burned out
90	Stress	Gastroenterologists	Burned out
91	Stress	Endoscopy	Burned out
92	Stress	Endoscopists	Burned out
93	Stress	Gastrointestinal	Burned out
94	Stress	GI	Burned out
95	Stress	Hepatology	Burned out
96	Stress	Hepatologists	Burned out
97	Stressors	Gastroenterology	Burn out
98	Stressors	Gastroenterologists	Burn out
99	Stressors	Endoscopy	Burn out
100	Stressors	Endoscopists	Burn out
101	Stressors	Gastrointestinal	Burn out
102	Stressors	GI	Burn out
103	Stressors	Hepatology	Burn out
104	Stressors	Hepatologists	Burn out
105	Stressors	Gastroenterology	Burnout
106	Stressors	Gastroenterologists	Burnout
107	Stressors	Endoscopy	Burnout
108	Stressors	Endoscopists	Burnout
109	Stressors	Gastrointestinal	Burnout
110	Stressors	GI	Burnout
111	Stressors	Hepatology	Burnout
112	Stressors	Hepatologists	Burnout
113	Stressors	Gastroenterology	Burned out
114	Stressors	Gastroenterologists	Burned out
115	Stressors	Endoscopy	Burned out
116	Stressors	Endoscopists	Burned out
117	Stressors	Gastrointestinal	Burned out
118	Stressors	GI	Burned out
119	Stressors	Hepatology	Burned out
120	Stressors	Hepatologists	Burned out

Appendix 2: Modified QATSO Tool

S/N	Criteria	Scores
1	<p style="text-align: center;">Was the sampling method representative of the population intended to the study?</p> <p style="margin-left: 40px;">A. Non-probability sampling (including: purposive, quota , convenience and snowball sampling)</p> <p style="margin-left: 40px;">B. Probability sampling (including: simple random, systematic, stratified g, cluster, two-stage and multi-stage sampling)</p>	<p>0</p> <p>1</p>
2	<p style="text-align: center;">Were the measurement of burnout, frequency of abnormal symptoms in the study population, or related stressors reported?</p> <p style="margin-left: 40px;">A. Burnout prevalence</p> <p style="margin-left: 40px;">B. Frequency of burnout symptoms</p> <p style="margin-left: 40px;">C. Stressors related burnout</p> <p style="margin-left: 40px;">D. None of the above reported</p>	<p>1</p> <p>1</p> <p>1</p> <p>0</p>
3	<p style="text-align: center;">Did the study report any response rate? (If the reported response rate is below 60%, the question should be answered “No”.)</p> <p style="margin-left: 40px;">A. No</p> <p style="margin-left: 40px;">B. Yes</p>	<p>0</p> <p>1</p>
4	<p style="text-align: center;">Did the investigator(s) control for confounding factors (e.g. stratification/ matching/ restriction/ adjustment) when analyzing the associations (if the study contains purely descriptive results, no association and prediction tests were conducted in the test, please select “Not applicable”)?</p> <p style="margin-left: 40px;">A. No</p> <p style="margin-left: 40px;">B. Yes</p> <p style="margin-left: 40px;">C. Not applicable</p>	<p>0</p> <p>1</p> <p>N/A</p>

Scoring method: Total score divided by total number of all applicable items

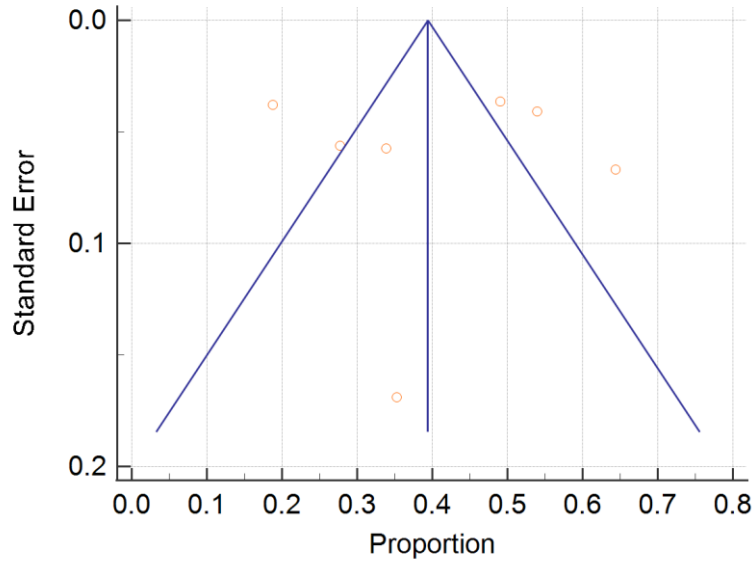
Grading of the modified QATSO score:

0% -33%	33%- 66%	67% -100%
Poor	Satisfactory	Good

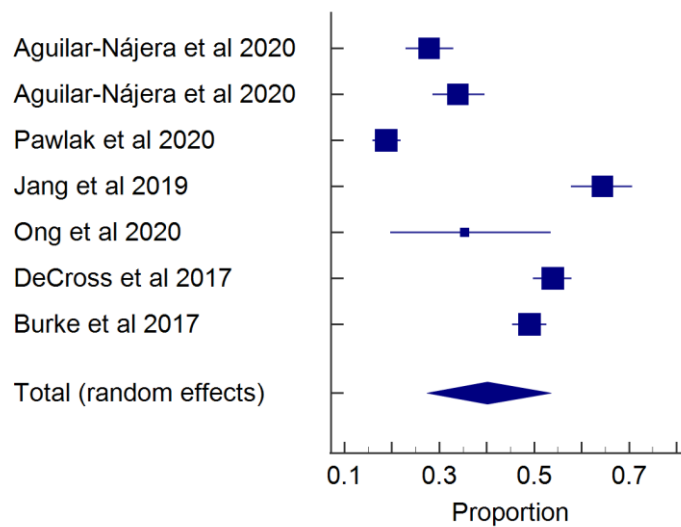
Studies scoring 33% or lower (score \leq 2) were excluded from meta-analysis.

Supplementary Figure 1 - Meta-analyses of Burnout Prevalence in Gastroenterologists

(A)



(B)



Cochrane Q = 305.1, df = 6, p < 0.0001

I² = 98.0% (95% CI: 97.2% to 98.6%)

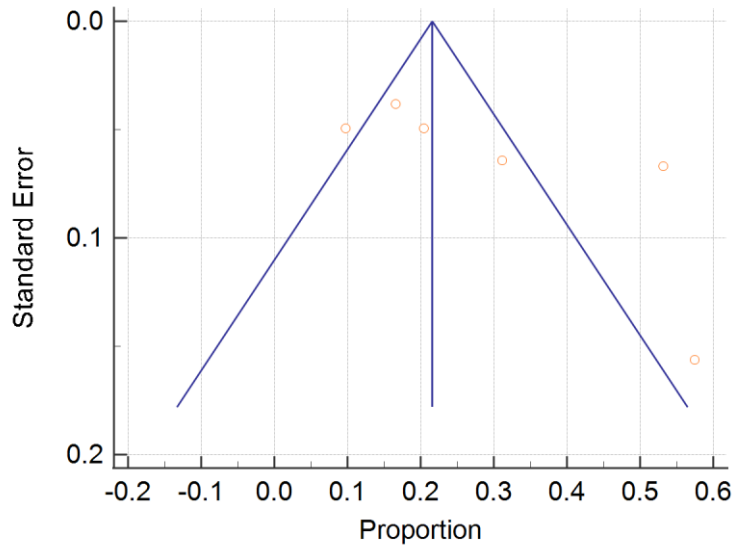
Pooled prevalence = 40.1% (95% CI: 27.4% to 53.6%)

Egger's test: p = 0.88, Begg's test: p = 0.65

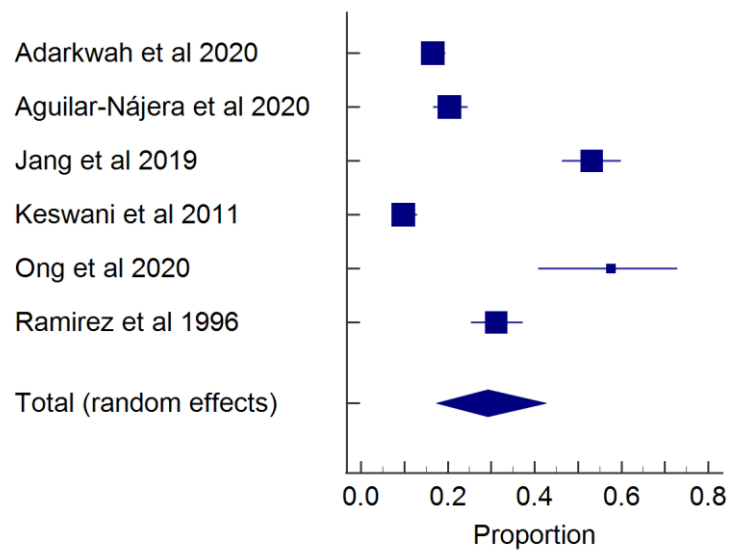
Supplementary Figure 1: (A) Funnel plot and (B) Forrest plot of studies reporting burnout prevalence in gastroenterologists.

Supplementary Figure 2: Prevalence of emotional exhaustion (EE) in gastroenterologists.

(A)



(B)



Cochrane Q = 189.5, df = 5, p < 0.0001

I² = 97.4% (95% CI: 95.9% to 98.3%)

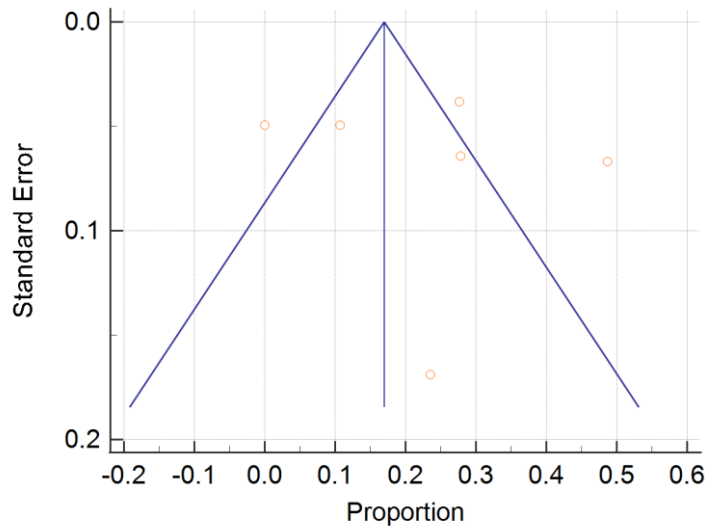
Pooled prevalence = 29.2% (95% CI: 17.4% to 42.7%)

Egger's test: p = 0.13, Begg's test: p = 0.09

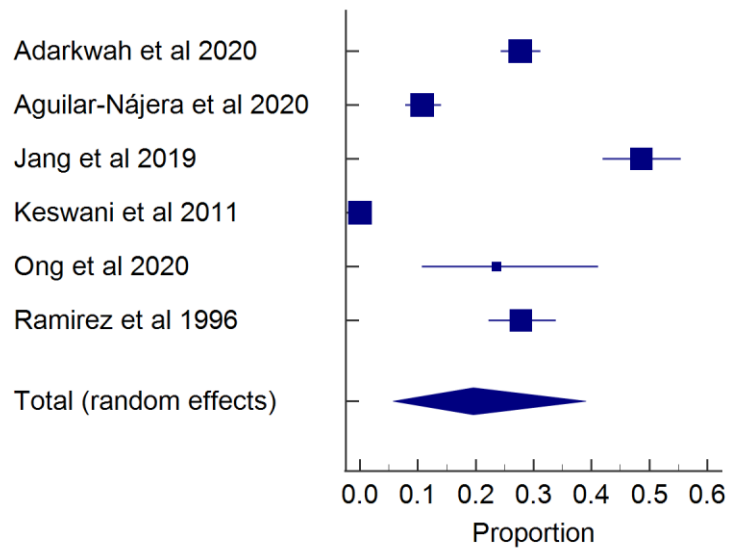
Supplementary Figure 2: (A) Funnel plot and (B) Forrest plot of studies reporting the prevalence of emotional exhaustion in gastroenterologists.

Supplementary Figure 3 - Prevalence of depersonalisation (DP) in gastroenterologists.

(A)



(B)



Cochrane Q = 447.8, df = 5, p < 0.0001

I² = 98.9% (95% CI: 98.5% to 99.2%)

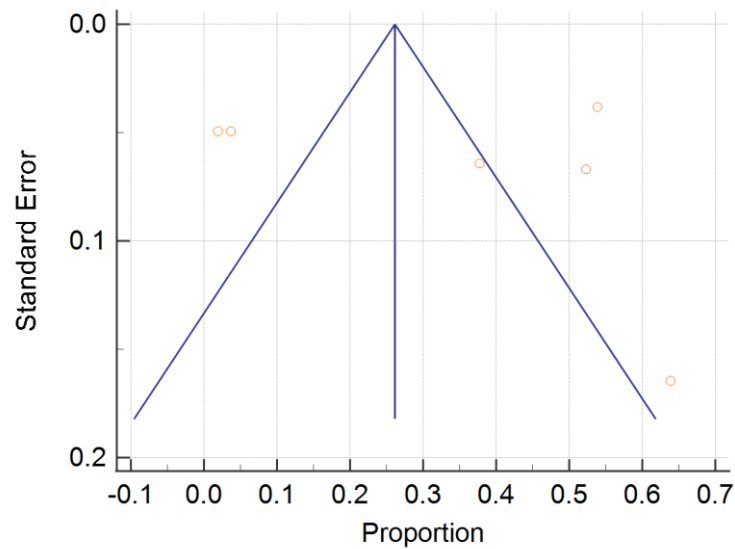
Pooled prevalence = 19.6% (95% CI: 5.7% to 39.0%)

Egger's test: p = 0.79, Begg's test: p = 0.85

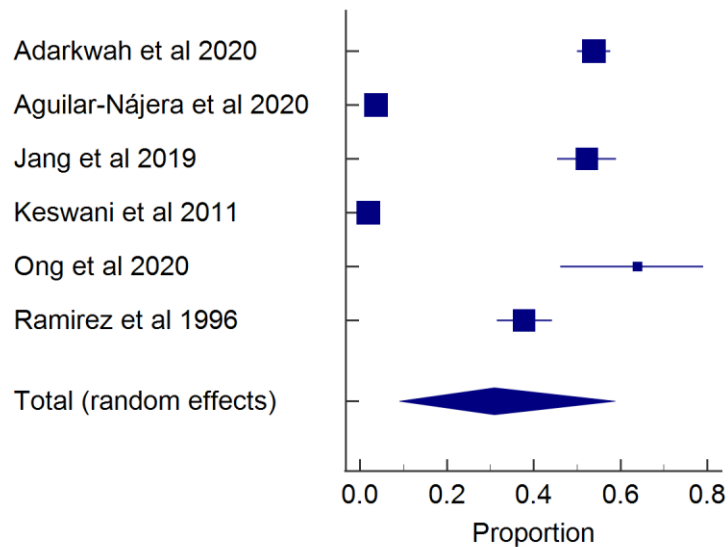
Supplementary Figure 3: (A) Funnel plot and (B) Forrest plot of studies reporting the prevalence of depersonalisation in gastroenterologists.

Supplementary Figure 4 - Prevalence of low personal accomplishment (PA) in gastroenterologists.

(A)



(B)



Cochrane Q = 774.4, df = 5, p < 0.0001

I² = 99.4% (95% CI: 99.2% to 99.5%)

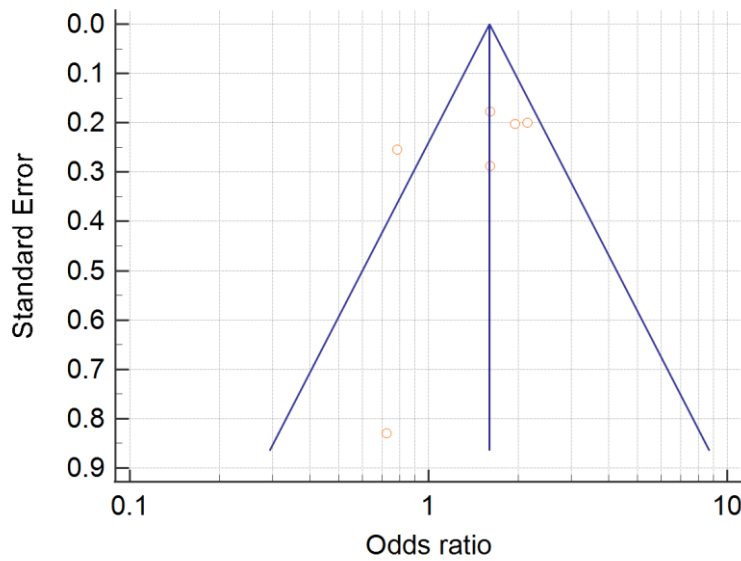
Pooled prevalence = 30.9% (95% CI: 9.1% to 58.8%)

Egger's test: p = 0.87, Begg's test: p = 0.07

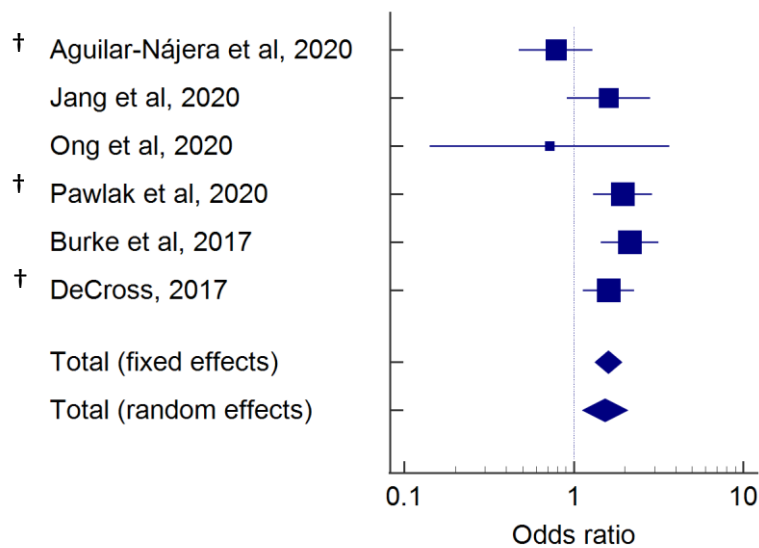
Supplementary Figure 4: (A) Funnel plot and (B) Forrester plot of studies reporting the prevalence of low personal accomplishment in gastroenterologists.

Supplementary Figure 5 - Burnout in female gastroenterologists (Odd's Ratio)

(A)



(B)



Cochrane Q = 11.9, df = 5, p = 0.04

I² = 57.8% (95% CI: 0% to 82.9%)

Pooled Odd's Ratio (random effect) = 1.5 (95% CI: 1.1 to 2.1), p < 0.01

Egger's test: p = 0.36, Begg's test: p = 0.35

Supplementary Figure 5: (A) Funnel plot and (B) Forrest plot showing Odd's Ratio of studies reporting gender-specific burnout rates in female gastroenterologists. †Additional data provided by authors through personal correspondence.