

1 **Impact of housing conditions on changes in youth's mental health**
2 **following the initial national COVID-19 lockdown: A cohort study**

3 Jonathan Groot (0000-0002-8610-0963), Amélie Cléo Keller (0000-0003-1404-6715),
4 Andrea Joensen, Tri-Long Nguyen (0000-0002-6376-7212), Anne-Marie Nybo Andersen
5 (0000-0002-4296-8488), and Katrine Strandberg-Larsen (0000-0001-7061-3767).

6

7 **Co-author affiliations, addresses, and position:** All authors are affiliated Section of
8 Epidemiology, Faculty of Health and Medical Sciences, University of Copenhagen. Postal
9 address: Øster Farimagsgade 5, bd. 24, PO Box 2099, DK - 1014 Copenhagen K.

10 Amélie Cléo Keller Postdoctoral research fellow, Andrea Joensen MScPH student, Tri-Long
11 Nguyen Assistant Professor, Anne-Marie Nybo Andersen Professor, Katrine Strandberg-
12 Larsen Associate Professor

13 **Co-author e-mails:** ACK, amelie.keller@sund.ku.dk; AJ, anjo@sund.ku.dk; TLN,
14 long@sund.ku.dk; AMNA, amny@sund.ku.dk; KSL, ksla@sund.ku.dk

15 **Corresponding author:** Jonathan Groot PhD fellow

16 Address: Section of Epidemiology, University of Copenhagen, Faculty of Health and Medical
17 Sciences. Postal address: Øster Farimagsgade 5, bd. 24, PO Box 2099, DK - 1014
18 Copenhagen K

19 Telephone: +45 29 90 23 48

20 Fax number: N/A

21 e-mail: jgro@sund.ku.dk

22 **Author contributions:** JG, ACK, TLN, AMNA and KSL were involved in the
23 conceptualization of the study, methodology, and the formal analyses. JG was primarily

24 responsible for the formal analyses, methodology, drafting of the original manuscript,
25 writing/editing the manuscript and data visualization. AJ was involved in data visualization.
26 AMNA and KSL were responsible for funding acquisition and supervision. JG, ACK, AJ,
27 AMNA and KSL were involved in the data curation. JG, ACK, TLN, AMNA and KSL
28 contributed to the methodology and all authors contributed to writing/editing the manuscript.
29 The corresponding author attests that all listed authors meet authorship criteria and that no
30 others meeting the criteria have been omitted. JG is the guarantor of the manuscript and
31 was primarily responsible for the formal analyses, data curation, methodology, drafting of the
32 original manuscript, writing/editing the manuscript and data visualization. ACK has
33 additionally verified the underlying dataset.

34 **Conflicts of interest:** None to declare.

35 **Funding:** This study was made possible by a grant from the RealDania Foundation (PRJ-
36 2019-00020 'Indoor environment and child health') and by a grant from the Velux Foundation
37 (grant number 36336, 'Standing together at a distance – how Danes are handling the corona
38 crisis'). The funders of the study had no part in the conception or design of the study, or in
39 the decision to publish.

40 **Ethics:** This study was approved by the Danish Data Protection Agency via a joint
41 notification to the Faculty of Medicine and Health Sciences - University of Copenhagen (ref.
42 514-0497/20-3000, 'Standing together at a distance: how are Danish National Birth Cohort
43 participants experiencing the corona crisis?'). The cohort is approved by the Danish Data
44 Protection Agency and the Committee on Health Research Ethics under case no. (KF) 01-
45 471/94. Data handling in the DNBC has been approved by Statens Serum Institut (SSI)
46 under ref. no 18/04608 and is covered by the general approval (Fællesanmeldelse) given to
47 SSI. The 18 year follow-up was approved under ref. no 2015-41-3961. The DNBC
48 participants were enrolled by informed consent.

49 **Acknowledgment:** The Danish National Birth Cohort (DNBC) was established with a
50 significant grant from the Danish National Research Foundation. Additional support was
51 obtained from the Danish Regional Committees, the Pharmacy Foundation, the Egmont
52 Foundation, the March of Dimes Birth Defects Foundation, the Health Foundation and other
53 minor grants. The DNBC Biobank has been supported by the Novo Nordisk Foundation and
54 the Lundbeck Foundation. Follow-up of mothers and children has been supported by the
55 Danish Medical Research Council (SSVF 0646, 271-08-0839/06-066023, O602-01042B,
56 O602-02738B), the Lundbeck Foundation (195/04, R100-A9193), The Innovation Fund
57 Denmark 0603-00294B (09-067124), the Nordea Foundation (02-2013-2014), Aarhus Ideas
58 (AU R9-A959-13-S804), a University of Copenhagen Strategic Grant (IFSV 2012) and the
59 Danish Council for Independent Research (DFF – 4183-00594 and DFF – 4183-00152).
60 Follow-up of mother and children in the COVID-19 data collection was supported by a grant
61 from the Velux Foundation (grant number 36336).

62 **Key words:** COVID-19, housing, mental health, youth, epidemiology, environmental
63 epidemiology

64

65 **Word count:** 3466

66 **Abstract word count:** 248

67 **Number of References:** 23

68 **Number of tables:** 0

69 **Number of figures:** 5

70 **Number of supplementary tables:** 11

71 **Number of supplementary figures:** 1

72

73 **Research in context**

74

75 **Evidence before this study**

76 Mental health is associated with certain housing characteristics, such as access to green
77 space and household composition. Additionally, we know that mental health amongst youth
78 has been especially impacted by the COVID-19 pandemic and/or social restrictions, at a
79 time where a majority of youth spend more time at home. Cross-sectional studies have
80 indicated that housing conditions during the initial lockdowns were associated with mental
81 health among youth.

82 **Added value to this study**

83 We are able to provide evidence that housing conditions have been important factors in how
84 youth's mental health has changed, due to data collections in our cohort before and during
85 the pandemic. We demonstrate that living alone without access to outdoor spaces and in
86 denser households during lockdown are all associated with deteriorations in mental health in
87 a longitudinal design. The deteriorations in mental well-being are at a level indicative of
88 anxiety and/or depression, indicating that these mental health changes are meaningful from
89 a public health perspective. To our knowledge, this is the first study to examine associations
90 longitudinally in a youth cohort.

91

92 **Implications of all the available evidence**

93 Not all youth will be equally affected by the pandemic and social restrictions. Public health
94 recommendations could be that youth avoid living alone, in dense households and without
95 access to outdoor spaces during a lockdown, if this is at all possible to choose. Additionally,
96 mental health and public health professionals should be aware of these vulnerabilities as
97 they seek to assist youth at times when social restrictions are in place to control community

98 transmission. Additionally, as we look to the future and work towards equitable and health-
99 promoting housing, we must consider aspects that are important to mental health during
100 pandemics and otherwise.

101

102

103

104

105

106

107

108

109

110

111

112

113

114

115

116

117

118

119 **Abstract**

120 **Background** Youth's mental health has on average declined initially during the pandemic
121 and few studies have investigated whether these declines were dependent on housing
122 conditions.

123 **Methods** We used data from 7445 youth from the Danish National Birth Cohort (DNBC),
124 collected at participants' 18th year of life and subsequently three weeks into the initial
125 national lockdown (April 2020). We examined associations between housing conditions
126 (access to outdoor spaces, urbanicity, household density, and household composition) and
127 changes in mental health parameters (mental well-being, Quality of Life (QoL) and
128 loneliness. We report results from multivariate linear and logistic regression models.

129 **Findings** Youth without access to outdoor spaces had a greater decrease in mental well-
130 being compared to those with a garden, mean difference: -0.83 (95 % CI -1.19,-0.48), and
131 correspondingly greater odds of onset of low mental well-being, OR: 1.68 (95 % CI 1.15,
132 2.47). Youth in higher density households and those living alone also had greater odds of
133 onset of low mental well-being (OR: 1.23 (95 % CI 1.05, 1.43) and OR: 1.47 (95 % CI 1.05,
134 2.07), respectively). Onset of low QoL was associated with living in denser households, as
135 well as living alone. Living alone more than doubled odds of onset of loneliness, OR: 2.12
136 (95 % CI 1.59, 2.82).

137 **Interpretation** Not all youth were equally affected by the pandemic and our findings inform
138 policy makers that youth living alone, in denser households, and without direct access to
139 outdoor spaces are especially vulnerable to mental health declines.

140

141

142

143

144 **Introduction**

145 Differences in housing conditions may become increasingly apparent when a large portion of
146 the population is mandated or recommended to spend the majority of their time at home,
147 resulting from nationwide lockdowns implemented globally to contain the spread of SARS-
148 CoV-2 in the COVID-19 pandemic. The COVID-19 pandemic has brought with it public
149 health and political actions varying across countries in their degrees of restrictions,¹ but in all
150 scenarios likely resulting in more time spent in individuals' residency. Secondary lockdowns
151 have already occurred in some nations and will likely occur in hotspots, where restrictive
152 measures may be chosen to curb national and regional spread. In Denmark, the national
153 lockdown in spring 2020 was announced March 11th and effective from March 13th, 2020.¹ It
154 involved closing of the national borders, restaurants/bars, sports facilities, schools and
155 public workplaces, and recommendations to social distance and engage in only essential
156 activities.²

157 Previous studies have documented changes in mental health from before to during initial
158 national lockdowns,³⁻⁶ highlighting how youth have been disproportionately affected.^{3,7,8} A
159 few studies have described cross-sectional associations between housing conditions and
160 mental health during initial lockdowns,⁹⁻¹¹ as well as before and after measures of loneliness
161 in separate samples.¹² To our knowledge, no previous studies have documented changes in
162 young people's mental health from before to during a lockdown in relation to the housing
163 conditions one must 'stay home' in. Using prospectively-collected mental health data, we
164 examined whether mental health declines among Danish youth were dependent on their
165 housing conditions during the initial national COVID-19 lockdown.

166

167 **Materials and methods**

168 **Population**

169 The Danish National Birth Cohort (DNBC) consists of mothers and offspring from
170 approximately 100 000 pregnancies enrolled in the cohort during the years 1996 to 2002.¹³
171 The pregnant women responded to computer assisted telephone interviews twice during
172 pregnancy and twice in the child's two first years of life. Additional follow-ups were
173 conducted at offspring ages 7, 11, and more recently, 18 years. In the 18-year follow up,
174 invitations were sent three months after participants' 18th birthday. This data collection was
175 initiated in March 2016 and will be completed ultimo 2021; detailed information on DNBC is
176 available at: www.dnbc.dk. Most recently, in the 3rd week of the national Danish COVID-19-
177 related lockdown, mothers and their offspring for whom we had either a private e-mail
178 address or phone number were invited to participate in a COVID-19 online questionnaire,
179 and all participants who responded within a week were re-invited to up to six subsequent
180 consecutive online questionnaires.² In this study, we used data on offspring's mental health
181 from the 18-year follow-up (*baseline*) as a before lockdown measure and data on housing
182 conditions and mental health from the first of the COVID-19 online questionnaires (*follow-up*)
183 as a during lockdown measure, eFigure 1.

184 **Mental Health Outcomes**

185 We examined changes in mental health with the following three parameters:

186 1) *Mental well-being*

187 Changes in mental well-being were measured as the difference in metric scores on the 7-
188 item Short Warwick-Edinburgh Mental Well-Being Scale (SWEMWBS)¹⁴⁻¹⁶. This instrument
189 has been validated in a Danish sample, including participants in the age range we studied.¹⁵
190 The scale ranges from 7 to 35, with higher values indicating better well-being. Because a
191 score of ≤ 20 corresponds to possible or probable anxiety or depression,¹⁶ we used this cut-
192 off to define *low* vs. *normal* mental wellbeing.

193 2) *Quality of life (QoL)*

194 Changes in quality of life (QoL) were reported on an adaptation of the Cantril Ladder scale
195 from 0 to 10, where 0 represented the ‘worst possible life’ and 10 ‘the best possible life’.¹⁷ In
196 addition to treating the outcome as a continuous variable, we also categorized participants
197 with a score of 5 or lower as having a *low* QoL and above 5 as *normal* QoL, in line with
198 previous research.^{17,18}

199 3) *Loneliness*

200 Changes in loneliness were measured only as a binary outcome. Loneliness was measured
201 with similar Likert scales at baseline and follow-up. At baseline, participants were asked
202 ‘How often do you feel lonely?’ with response options: ‘Never’, ‘Occasionally’, ‘Often’, ‘Very
203 often’ or ‘Unsure’ (excluded). ‘Often’ and ‘Very often’ responses were categorized as *lonely*
204 vs. *not lonely*. At follow-up, participants were asked ‘In the last week, how often have you felt
205 lonely?’ with the following response options: ‘Seldom or not at all (less than 1 day)’, ‘Some or
206 a little (1-2 days)’, ‘Occasionally or often (3-4 days)’ or ‘Most of the time (5-7 days)’.
207 Responses with a minimum of three days were categorized as *lonely* vs. *not lonely*.

208

209 **Housing Conditions during lockdown**

210 We examined the following four housing conditions:

211 1) *Direct access to outdoor spaces*

212 Direct access to outdoor spaces was defined as not having direct access to outdoor spaces
213 or having direct access to a common yard only, a balcony only, a garden only, or multiple
214 outdoor spaces/other (e.g. a garden and a balcony). For descriptive analyses only, the
215 variable was dichotomized into no or direct access to any of the aforementioned outdoor
216 spaces.

217 2) *Urbanicity*

218 Urbanicity was defined as residential degree of urbanicity, defined by the European Union,
219 using the following municipality-level population density categorizations: rural (thinly
220 populated), semi-urban (intermediate density) and urban (densely populated).¹⁹ Postal codes
221 for residency at follow-up were self-reported.

222 *3) Household density*

223 Household density was defined as the reciprocal of average square meters per person in the
224 household, i.e. 1/(square meters/number of person in household). The housing area was
225 reported in 10 square meters intervals, e.g. 50 to 59, and we therefore used the middle
226 value. Children and adults were counted similarly, rather than assigning lower value for
227 children. Exposure was split at the median value to create a binary variable for both the
228 descriptive and regression analyses. The continuous variable was used in models where
229 household density was a covariate.

230 *4) Household composition*

231 Household composition was categorized as living alone, with friends or roommates
232 (including in a dormitory), with a partner, with parents only, or with parents and children or
233 siblings. For descriptive analyses, the variable was dichotomized into living without parents
234 (i.e. alone, with a friend/roommate, and partner) or living with parents (i.e. living with parents
235 only and living with parents and siblings/children).

236

237 **Covariates**

238 Data on sex (male, female), current educational enrolment (not a student, ISCED 0-2,
239 ISCED 3-4, ISCED 5-8, and 'other education'), part-time work (yes, no), moving during
240 lockdown (moved from residency/other postal code: yes, no), geographical regions (Capital
241 City Region, Region Zealand, Region of Southern Denmark, Mid Jutland Region, North

242 Jutland Region), and baseline mental well-being/QoL/loneliness were considered potential
243 covariates.

244 Three variables were considered *a priori* for interaction analyses: sex, quarantine and self-
245 reported psychiatric illnesses. Quarantine was defined as those who at follow-up reported
246 having been in quarantine or isolation during the last 14 days. Psychiatric illnesses were
247 self-reported and respondents could choose between the following answers: 'no history of
248 psychiatric illness', 'current psychiatric illnesses', 'previous psychiatric illnesses', or 'unsure'.
249 Youth reporting current psychiatric illness and those who were 'unsure' were grouped
250 together (since respondents who were 'unsure' resembled those with a current psychiatric
251 illness most), and those with previous illnesses or none were grouped together.

252 **Statistical analyses**

253 Statistical analyses were performed in Stata 15.0 (StataCorp, Tx, USA).

254 Absolute and relative frequencies are presented for the dichotomized exposure variables
255 and median and interquartile ranges are presented for continuous covariates. Unadjusted
256 mean changes in mental well-being (SWEMWBS) scores were computed for each category
257 in each exposure. Kernel density plots and bar plots were constructed to visualize the
258 distribution of the mental health parameters at baseline and follow-up.

259 Crude and adjusted regression models were fitted for linear and logistic regressions.

260 Adjusted Model 1 included potential covariates and Adjusted Model 2 included additional
261 mutual adjustments for housing conditions. Results are presented for Adjusted Model 2 and
262 results of crude and Adjusted Model 1 are presented in the eSupplement. Linear regression
263 models were fitted for the two outcomes on a continuous scale (changes in mental well-
264 being and QoL scores). To also examine the odds of onset of *low* mental well-being, *low*
265 QOL and loneliness, models were fitted for participants who were at risk (only individuals
266 who had *normal* levels at baseline, eFigure 1). In *post hoc* analyses, instead of excluding
267 participants with *low* mental wellbeing, *low* QoL, or *loneliness* at baseline, we estimated

268 relative risk ratios (RRRs) for each of the potential combinations of the binary baseline and
269 follow-up mental health parameter in multinomial logistic regression models with the normal-
270 normal (not lonely-not lonely) as reference outcome-(e.g. for mental wellbeing: *low* at
271 baseline followed by *low* at follow-up vs. *normal* at baseline followed by *normal* at follow-up.

272

273 For interaction analyses, linear (mental well-being and QoL) and logistic (loneliness)
274 regression models with and without interaction terms were compared, and differences in fit
275 tested with the likelihood ratio test. For tests indicating potential interaction ($p < .2$), we fitted
276 stratified or joint effect models, as appropriate.

277

278 We performed complete case analyses.

279

280 **Results**

281 *Participants*

282 We included a total of 7445 of the 9211 young participants who had responded to the first
283 COVID-19 online questionnaire and the 18-year DNBC follow-up, eFigure 1. The age range
284 at follow up was 18 to 23 with a median age of 20 years. Approximately two thirds of the
285 study population were female. Youth with no access to outdoor spaces were older, more
286 educated, and more often lonely at baseline, but had less often moved compared to youth
287 with access to outdoor space. Additionally, in the capital region more lived in households
288 with density above median, and the other housing conditions likewise differed according to
289 demographic characteristics, Figure 1.

290 *Declines in mental health during lockdown*

291 Lower mental well-being and QoL and higher levels of loneliness were observed in the third
292 week of the lockdown compared to before the lockdown, with higher proportions of
293 individuals with scores indicative of possible (19.1 % compared to 12.2 %) or probable (2.6
294 % compared to 1.3 %) depression/anxiety, low QoL (36.6 % compared to 15.6 %) or being
295 lonely (23.1 % compared to 13.8 %), Figure 2.

296 *Housing conditions impact on changes in mental health*

297 Unadjusted mean changes in mental well-being scores were highest for those with no
298 access to outdoor spaces, Figure 3. For this group the score was >1 point lower, and a 1-
299 point change on the SWEMWBS is considered to represent a clinically meaningful change.¹⁶
300 Similarly, in the adjusted model, a lack of direct access to outdoor spaces was associated
301 with the greatest decreases in mental well-being scores (no access vs. garden: mean
302 difference: -0.83 [95 % CI -1.19, -0.48], Figure 4 and eTable 1). A stepwise decrease in
303 odds of onset of low mental well-being was also observed going from more limited to less
304 limited outdoor spaces (Figure 5 and eTable 2). Youth living in denser households had
305 greater decreases in mental well-being (Figure 4 and eTable 1) and likewise greater odds of
306 onset of low mental well-being (Figure 5 and eTable 2) than youth in non-dense households.
307 Household composition was also associated with changes in mental well-being. Youth living
308 alone had greater decreases than those living with parents (Figure 4 and eTable 1). A
309 stepwise greater odds of onset of low mental well-being was observed for youth living with
310 parents and children/siblings, roomies/friends, and alone, compared to living with parents
311 (Figure 5 and eTable 2).

312 Decreases in QoL and onset of low QoL were associated with living in a denser household
313 and living alone (Figure 4 and eTables 3 & 4). Youth living with a partner reported increased
314 QoL (Figure 4 and eTables 3). Incident loneliness was associated with living alone and living
315 in a denser household (OR 2.12 [95 % CI: 1.59, 2.82] and OR 1.30 [95 % CI 1.14, 1.48],
316 respectively: Figure 5 and eTable 5).

317 Analyses stratified by sex indicated minor sex differences that were not consistent across
318 mental health parameters for household composition (eTable 6). Males experienced greater
319 decreases in mental well-being when living alone or with roomies/friends and in denser
320 households, and greater increases in loneliness when living alone. Females experienced
321 greater decreases in QoL when living alone, but greater increases in QoL when living with
322 their partner. In the joint effects model examining interactions with quarantine status, youth
323 not quarantined and with no direct access to outdoor spaces experienced the greatest
324 decreases in mental well-being (mean difference : -0.98 [95 % CI: -1.38, -0.58], eTable 7).
325 Psychiatric illness did not interact with housing conditions, except for QoL and household
326 composition where youth with no psychiatric illness and living with a partner had increased
327 QoL (0.38 [0.20, 0.55]).

328 eTable 8).

329 For the majority of youth for whom the mental health changed from before lockdown it
330 decreased, but for 5.3 % the mental well-being, for 6.1 % QoL and for 7.6 % loneliness
331 improved during the lockdown. Factors associated with onset of low mental well-being, low
332 QoL, or loneliness (no access to outdoor spaces, above median household density, and
333 living alone) were also associated with continued poorer mental health, while these patterns
334 were less clear for improvements in mental health (eTables 9,10,11).

335 **Discussion**

336 The present study shows that housing conditions during the initial national Covid-19 related
337 lockdown influenced changes in mental health among Danish youth. A lack of access to
338 outdoor spaces was associated with greater decreases in mental well-being. Living in a
339 denser household and living alone were also both associated with decreases in mental well-
340 being and QoL, and with an increase in loneliness. Therefore, characteristics of the built
341 environment and the household matters for the mental health of our youth during this
342 pandemic.

343 The concepts of ‘a sense of over-crowding in the home’ and ‘escape facilities’ have
344 previously been highlighted as important aspects of the built environment that may influence
345 mental health.²⁰ Results from the first studies on housing and mental health in the COVID-19
346 pandemic, suggest that these factors may be associated with mental health during a
347 pandemic as well.^{9–11} Three cross-sectional studies conducted in Southern European
348 countries which were severely impacted by the pandemic have assessed associations
349 between some housing conditions on mental health during the initial Covid-19 related
350 lockdowns. In Italy, students with moderate–severe and severe depressive symptoms lived
351 in significantly smaller apartments without access to outdoor space, such as a balcony or a
352 garden, and had a poor quality view.¹⁰ Another study from France found that living in an
353 urban area, having access to an outdoor space and a bigger dwelling size was positively
354 associated with well-being (measured using the WEMWBS scores).¹¹ A third study
355 conducted in Portugal reported that access to a garden was related with lower depression
356 and stress, whereas the number of people in the household was not.⁹ In addition, a
357 prospective study in the UK reported that being a young adult, urbanicity, and living alone
358 were associated with greater loneliness – these results were based on a sample during the
359 pandemic and compared levels to another sample with measures prior to the pandemic.¹²
360 These studies were not, as we did, able to assess changes in mental health parameters
361 from before to during lockdown in the same individuals, and three of them were not specific
362 to youth,^{9,11,12} but their findings are consistent with ours, and highlight the importance of
363 aspects of the built environment previously known to impact mental health.

364 Although changes in mental health from before to during lockdown differed for females and
365 males, only minor and inconsistent differences in the impact of housing were observed. For
366 example, living with a partner was only associated with higher QoL among females and was
367 only associated with higher mental well-being among males.

368 Associations between access to outdoor spaces and declines in mental well-being were
369 stronger for youth in quarantine. Given previous findings on the disproportionately negative

370 effects of pandemics on mental health among youth in quarantine,²¹ this may seem counter-
371 intuitive. Strict adherence to quarantine might have an effect that cannot be improved simply
372 by access to outdoor spaces. Alternatively, youth may utilize some of the outdoor spaces
373 investigated, only when they are not in quarantine (for example, by visiting with friends in a
374 common yard).

375 We suspected that youth with psychiatric illnesses would be more susceptible to the
376 negative effects of the lockdown and that housing conditions could potentially be more
377 strongly associated with mental health outcomes.⁶ We only observed differences for QoL
378 and household composition. Although youth with psychiatric illnesses in our sample have
379 experienced greater declines in mental health on average (for further information visit
380 coronaminds.ku.dk), our results do not suggest that these interact substantially with housing
381 conditions. Nevertheless, it is difficult to draw definitive conclusions, due to the low numbers.

382 **Strengths and limitations**

383 One of the main strengths of our study design is the longitudinal design with individual-level
384 data on a large sample of youth with measures from before and during the most restrictive
385 phases of the Danish lockdown in spring 2020. The early lockdown of Denmark effectively
386 curbed the spread of COVID-19 and the number of deaths due to COVID-19 were low
387 compared to other European countries at the time of our follow-up.² Therefore, it is less likely
388 that changes in mental health outcomes are due to the pandemic, as opposed to the
389 lockdown. To our knowledge, no other studies have considered longitudinally the effect of
390 housing conditions on youth's mental health development before and during the Covid-19
391 pandemic.

392 Interpretation of our results deserves consideration of a few limitations. The baseline data
393 were collected at age 18 years and three months for all participants, whereas the
394 participants' ages varied during the lockdown. Thus, the time elapsed between baseline and
395 follow-up was greater for older participants. All analyses were adjusted for age, and we

396 thereby indirectly accounted for different time between baseline and follow up. For older
397 participants, changes in mental health parameters may be underestimated, since their
398 baseline measures represent a younger age than the follow-up measures, and on average
399 reporting on mental health instruments improves by age. Therefore, our estimates could be
400 underestimated, and thereby conservative, in particular for the housing conditions where age
401 is unevenly distributed as for access to outdoor spaces and household composition.
402 Additionally, although we adjusted for what we consider likely to be the most important
403 confounding variables, we cannot exclude the possibility of unmeasured and residual
404 confounding. Access to outdoor spaces could be a proxy for other beneficial aspects of the
405 built environment. Nonetheless, we suspect that such factors would be captured in the
406 model (geographical region, urbanicity, household density) and would likely not have
407 independent effects on changes in mental health.

408 Misclassification of housing conditions may have influenced our results. Postal codes were
409 used to identify municipality-level degrees of urbanization. However, in a few instances
410 postal codes may be assigned to multiple municipalities and even regions. Nevertheless, the
411 numbers of potential misclassification due to this are minimal.

412 A final important limitation to consider is the selection into the study. Less than 10% of the
413 young people still enrolled in the DNBC contributed to this study, as a prerequisite was that
414 they were old enough to have 18-year data and participated in the corona survey. Maternally
415 reported household socio-occupational status collected when pregnant, prenatal smoking,
416 maternal age and parity are all predictors for participation. It is likely that these and other
417 factors influenced both participation and mental health, and we presume this would, if
418 anything, have biased our results towards no association. The external generalizability of
419 these findings must be considered in light of the predominantly female participation and the
420 Danish context. In our study population, approximately 60 % of the DNBC offspring 18 and
421 19 years old were living with parents at the time of responding to the online questionnaire.
422 The vital statistics for the Danish population in 2016 indicate that this is a lower percentage

423 than in the general population, although this may be due to a greater proportion of females,
424 who tend to move away from home earlier.²² In other countries, ages for moving away from
425 the parental home is later,²³ and the relationship between housing characteristics and
426 youth's mental health under a pandemic might be different. In our study, 12 % had moved
427 during lockdown, and those who moved more often stayed in non-urban municipalities, had
428 access to outdoor spaces and lived with parents. Additionally, we suspect that the effect of
429 housing conditions on changes in mental health are likely to be more pronounced in
430 countries with more severe and lengthy restrictions.¹ Future studies may elucidate this.

431

432 **Conclusion**

433 Youth's mental health has declined during the initial stage of the COVID-19 pandemic- with
434 some youth especially vulnerable to mental health declines. Living without access to outdoor
435 spaces, alone, or in denser households may increase onset of depression, anxiety, and
436 loneliness. Housing conditions should be emphasized in efforts to keep youth's mental
437 health intact and public health professionals and policy-makers should consider the
438 increased vulnerability of youth living alone, in denser households, and without access to
439 outdoors spaces.

440

441

442

443

444

445

446

447 References

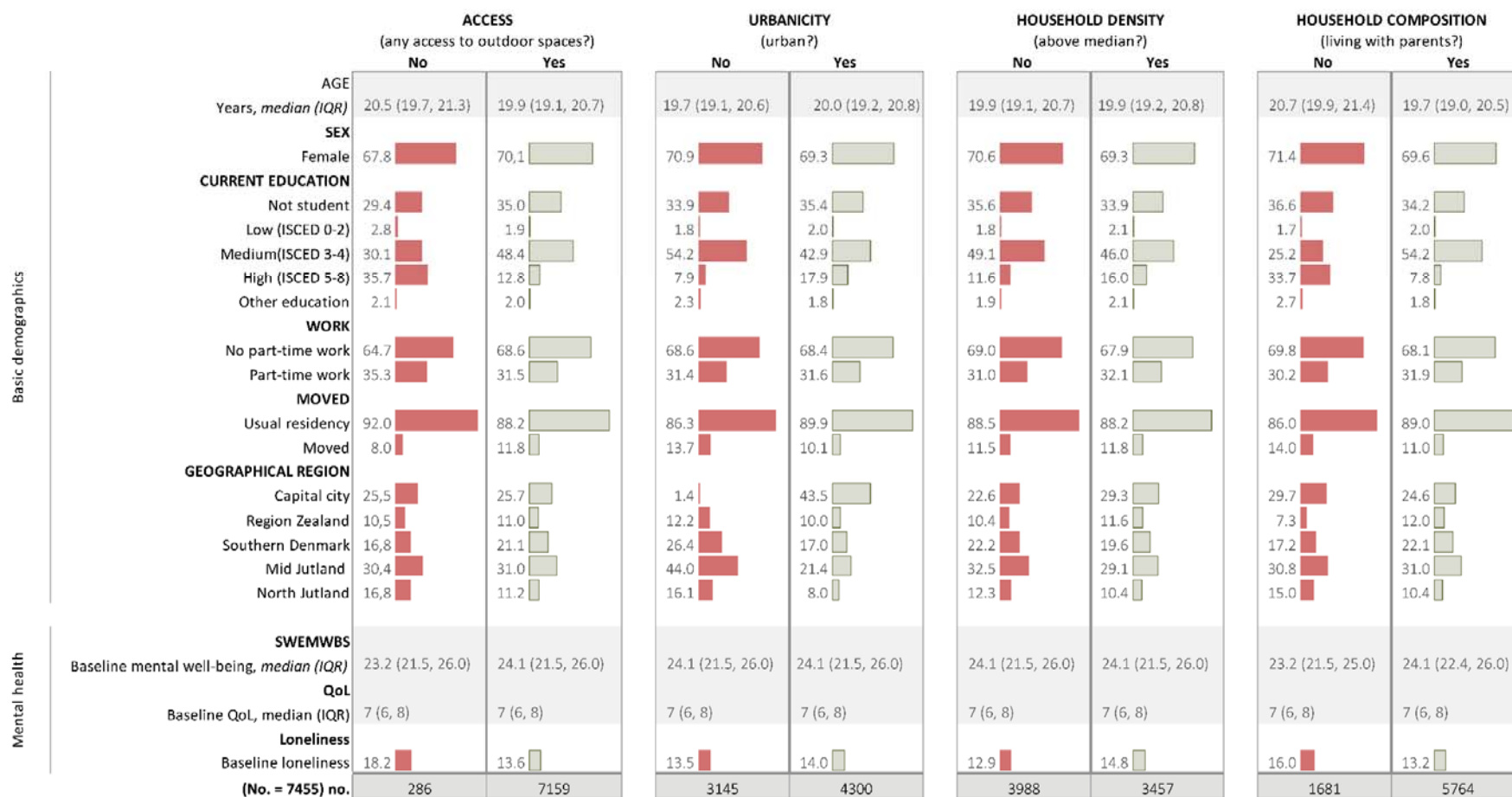
- 448 1. Flaxman S, Mishra S, Gandy A, et al. Estimating the effects of non-pharmaceutical
449 interventions on COVID-19 in Europe. *Nature*. 2020. doi:10.1038/s41586-020-2405-7
- 450 2. Clotworthy A, Dissing AS, Nguyen TL, et al. 'Standing together – at a distance':
451 Documenting changes in mental-health indicators in Denmark during the COVID-19
452 pandemic. *Scand J Public Health*. 2020. doi:10.1177/1403494820956445
- 453 3. Pierce M, Hope H, Ford T, et al. Mental health before and during the COVID-19
454 pandemic: a longitudinal probability sample survey of the UK population. *The Lancet*
455 *Psychiatry*. 2020. doi:10.1016/S2215-0366(20)30308-4
- 456 4. Ettman CK, Abdalla SM, Cohen GH, Sampson L, Vivier PM, Galea S. Prevalence of
457 Depression Symptoms in US Adults Before and During the COVID-19 Pandemic.
458 *JAMA Netw open*. 2020. doi:10.1001/jamanetworkopen.2020.19686
- 459 5. Vindegaard N, Eriksen Benros M. COVID-19 pandemic and mental health
460 consequences: Systematic review of the current evidence. *Brain Behav Immun*. 2020.
461 doi:10.1016/j.bbi.2020.05.048
- 462 6. Zhou J, Liu L, Xue P, Yang X, Tang X. Mental Health Response to the COVID-19
463 Outbreak in China. *Am J Psychiatry*. 2020. doi:10.1176/appi.ajp.2020.20030304
- 464 7. Fegert JM, Vitiello B, Plener PL, Clemens V. Challenges and burden of the
465 Coronavirus 2019 (COVID-19) pandemic for child and adolescent mental health: A
466 narrative review to highlight clinical and research needs in the acute phase and the
467 long return to normality. *Child Adolesc Psychiatry Ment Health*. 2020.
468 doi:10.1186/s13034-020-00329-3
- 469 8. Loades ME, Chatburn E, Higson-Sweeney N, et al. Rapid Systematic Review: The
470 Impact of Social Isolation and Loneliness on the Mental Health of Children and
471 Adolescents in the Context of COVID-19. *J Am Acad Child Adolesc Psychiatry*. 2020.

- 472 doi:10.1016/j.jaac.2020.05.009
- 473 9. Moreira PS, Ferreira S, Couto B, et al. Protective elements of mental health status
474 during the COVID-19 outbreak in the Portuguese population. *medRxiv*. January
475 2020:2020.04.28.20080671. doi:10.1101/2020.04.28.20080671
- 476 10. Amerio A, Brambilla A, Morganti A, et al. Covid-19 lockdown: Housing built
477 environment's effects on mental health. *Int J Environ Res Public Health*. 2020.
478 doi:10.3390/ijerph17165973
- 479 11. Haesebaert F, Haesebaert J, Zante E, Franck N. Who maintains good mental health
480 in a locked-down country? A French nationwide online survey of 11,391 participants.
481 *Heal Place*. 2020. doi:10.1016/j.healthplace.2020.102440
- 482 12. Bu F, Steptoe A, Fancourt D. Who is lonely in lockdown? Cross-cohort analyses of
483 predictors of loneliness before and during the COVID-19 pandemic. *Public Health*.
484 2020. doi:10.1016/j.puhe.2020.06.036
- 485 13. Olsen J, Melbye M, Olsen SF, et al. The Danish National Birth Cohort--its
486 background, structure and aim. *Scand J Public Health*. 2001;29(4):300-307.
487 doi:10.1177/14034948010290040201
- 488 14. Stewart-Brown S, Platt S, Tennant A, et al. The Warwick-Edinburgh Mental Well-
489 being Scale (WEMWBS): a valid and reliable tool for measuring mental well-being in
490 diverse populations and projects. *J Epidemiol Community Heal*. 2011.
491 doi:10.1136/jech.2011.143586.86
- 492 15. Koushede V, Lasgaard M, Hinrichsen C, et al. Measuring mental well-being in
493 Denmark: Validation of the original and short version of the Warwick-Edinburgh
494 mental well-being scale (WEMWBS and SWEMWBS) and cross-cultural comparison
495 across four European settings. *Psychiatry Res*. 2019.
496 doi:10.1016/j.psychres.2018.12.003

- 497 16. Warwick Medical School. Collect, score, analyse and interpret WEMWBS. Warwick.
498 <https://warwick.ac.uk/fac/sci/med/research/platform/wemwbs/using/howto/>. Published
499 2020. Accessed September 29, 2020.
- 500 17. Levin KA, Currie C. Reliability and Validity of an Adapted Version of the Cantril Ladder
501 for Use with Adolescent Samples. *Soc Indic Res.* 2014. doi:10.1007/s11205-013-
502 0507-4
- 503 18. Currie C, Zanotti C, Morgan A, et al. Social determinants of health and well-being
504 among young people. *Heal Behav Sch Child Study Int Rep From 2009/2010 Surv.*
505 2012.
- 506 19. Dijkstra L, Poelman H. A harmonised definition of cities and rural areas: the new
507 degree of urbanisation. *Reg Urban Policy.* 2014.
- 508 20. Guite HF, Clark C, Ackrill G. The impact of the physical and urban environment on
509 mental well-being. *Public Health.* 2006. doi:10.1016/j.puhe.2006.10.005
- 510 21. Sprang G, Silman M. Posttraumatic stress disorder in parents and youth after health-
511 related disasters. *Disaster Med Public Health Prep.* 2013. doi:10.1017/dmp.2013.22
- 512 22. Denmark S. *Vital Statistics 2016.; 2017.*
513 <https://www.dst.dk/Site/Dst/Udgivelser/GetPubFile.aspx?id=20714&sid=befudv2016>.
- 514 23. Eurostat. Being young in Europe today - digital world - Statistics Explained. *Eurostat*
515 *Stat Explain.* 2015.

516

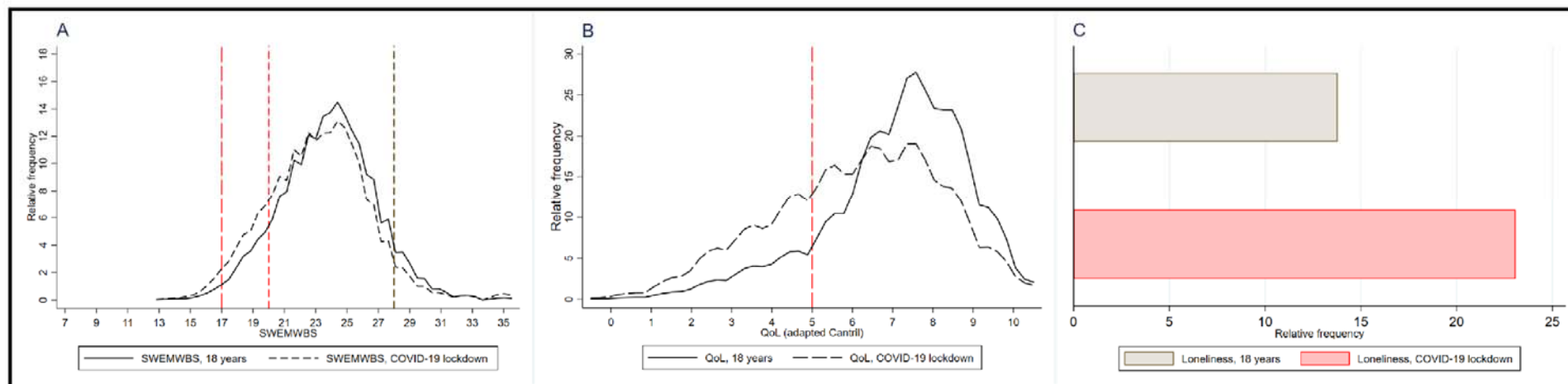
Figure 1. Demographic characteristics by housing conditions (No. = 7445)



IQR: Interquartile range, ISCED: International Standard Classification of Education, SWEMWBS: Short Warwick-Edinburgh Mental Well-Being Scale, QoL: Quality of Life.

Relative frequencies presented, unless otherwise stated.

Figure 2. Distribution of baseline and follow-up mental well-being (SWEMWBS) scores, QoL scores, and loneliness (No. = 7445)

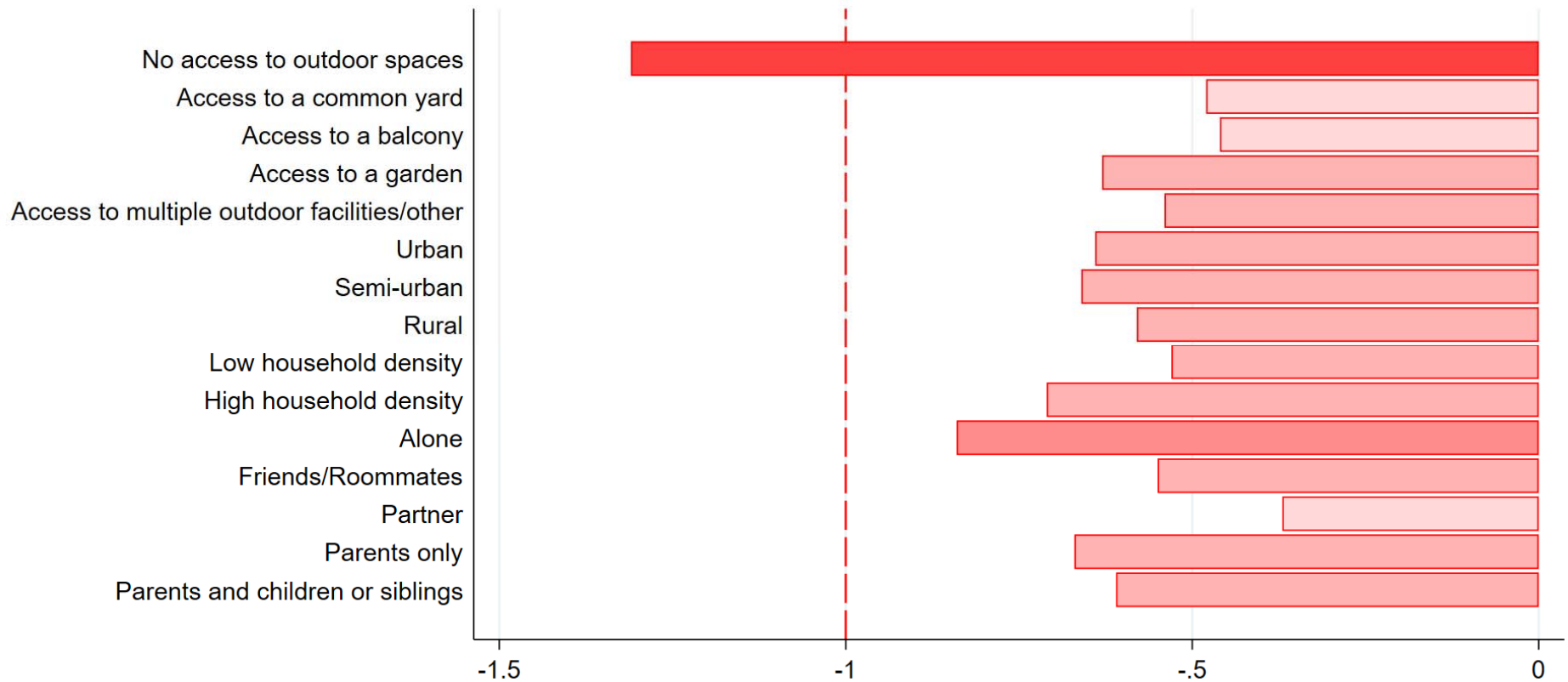


SWEMWBS: Short Warwick-Edinburgh Mental Well-Being Scale, QoL: Quality of Life.

A) Kernel density plot of the distribution of mental well-being (SWEMWBS) scores: Long dash red reference for probable anxiety/depression,¹⁶ short dash red reference line for indication of possible anxiety/depression, and black short reference line for indication of high mental well-being. **B)** Kernel density plot of distribution QoL scores: Long dash red reference for cut-off of low QoL¹⁸. **C)** Barplot of loneliness.

Participants in the tails of SWEMWBS were aggregated in kernel density plots to secure non-identifiability of participants

Figure 3. Changes in mental well-being (SWEMWBS) scores indicative of meaningful changes, according to housing conditions (No. =7445)



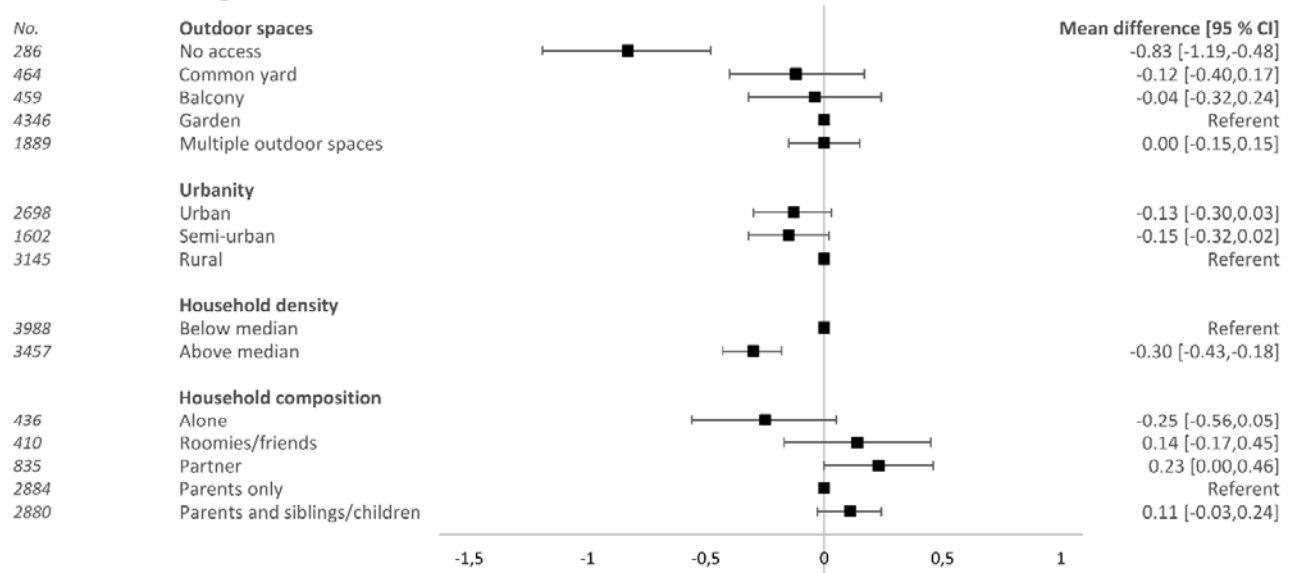
SWEMWBS: Short Warwick-Edinburgh Mental Well-Being Scale

Unadjusted means for changes in mental well-being scores on the SWEMWBS, by housing conditions.

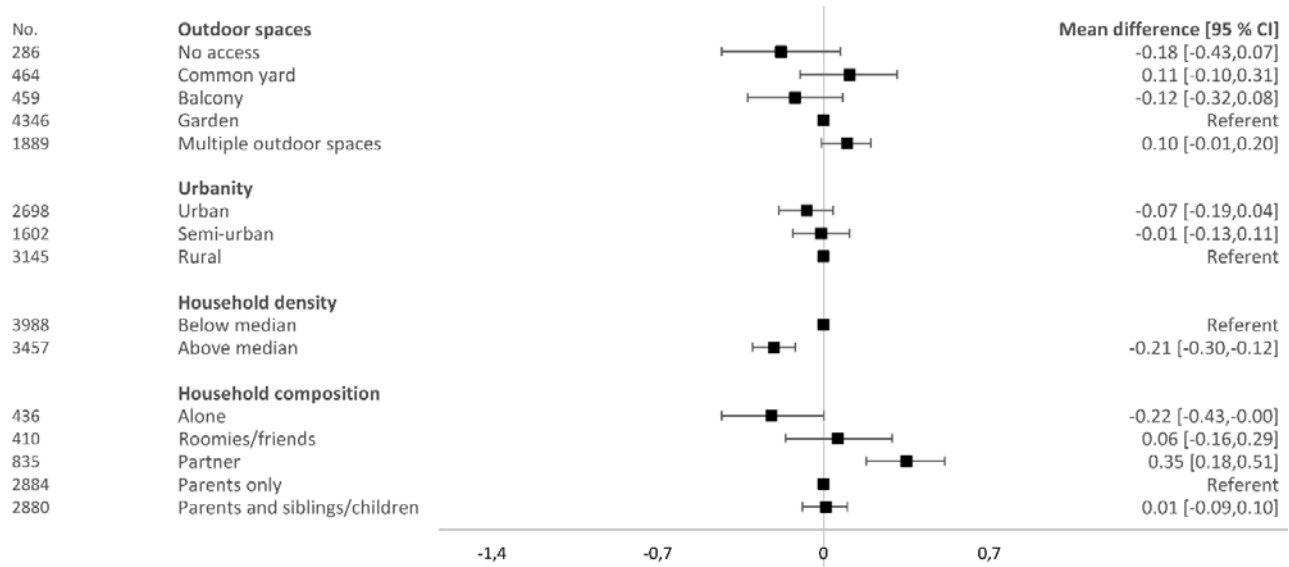
Red dashed line indicates minimum change considered meaningful at the individual level on the SWEMWBS¹⁶ and incrementally darker shades of red indicate incrementally larger decreases in SWEMWBS scores.

Figure 4. Changes in mental well-being and QoL, according to housing conditions (No. = 7445)

Mental well-being



QoL



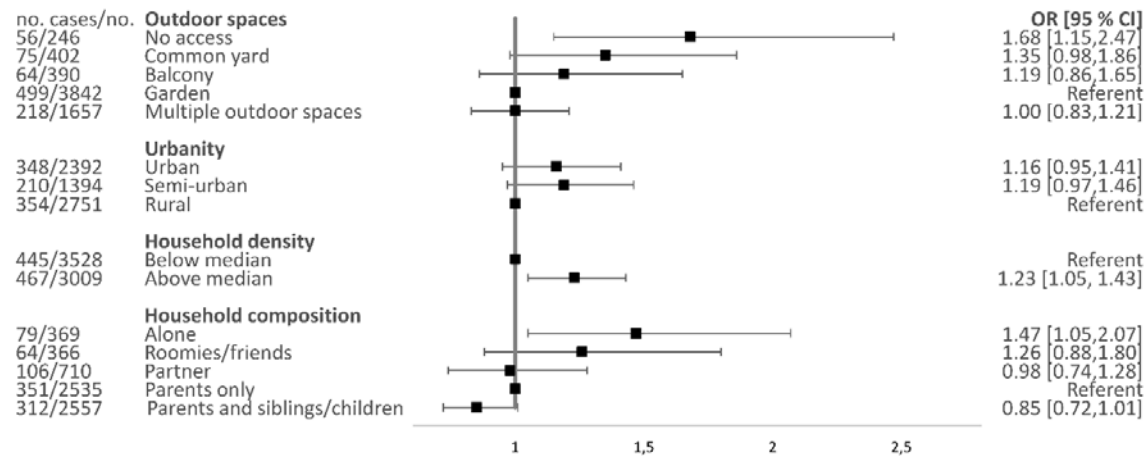
QoL: Quality of Life, CI: Confidence Intervals.

Mean difference and 95 % CI are presented.

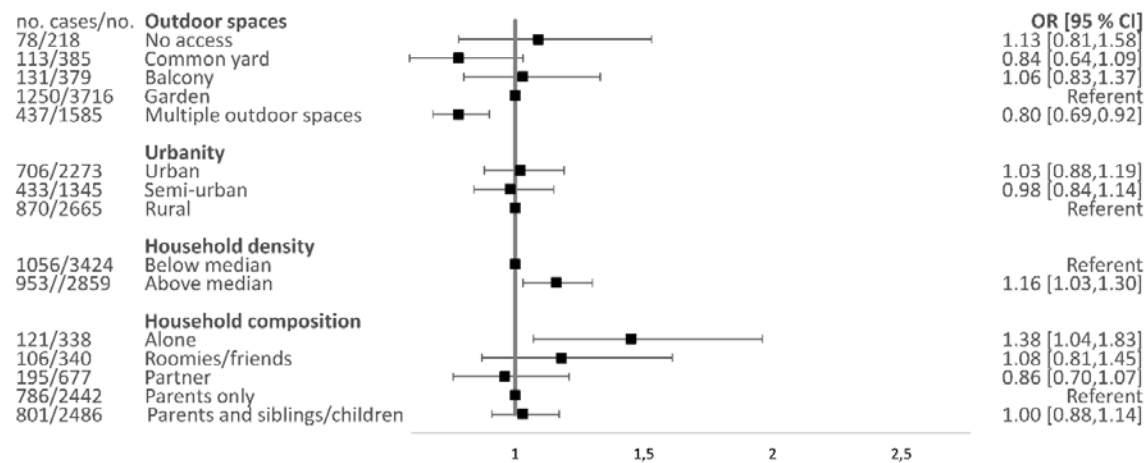
Adjusted model 2: adjusted for age, sex, current education, part-time work, moving, geographical region, baseline SWEMWBS/QoL scores, and mutually adjusted for housing conditions

Figure 5. Onsets of low mental well-being, low QoL, and loneliness, according to housing conditions

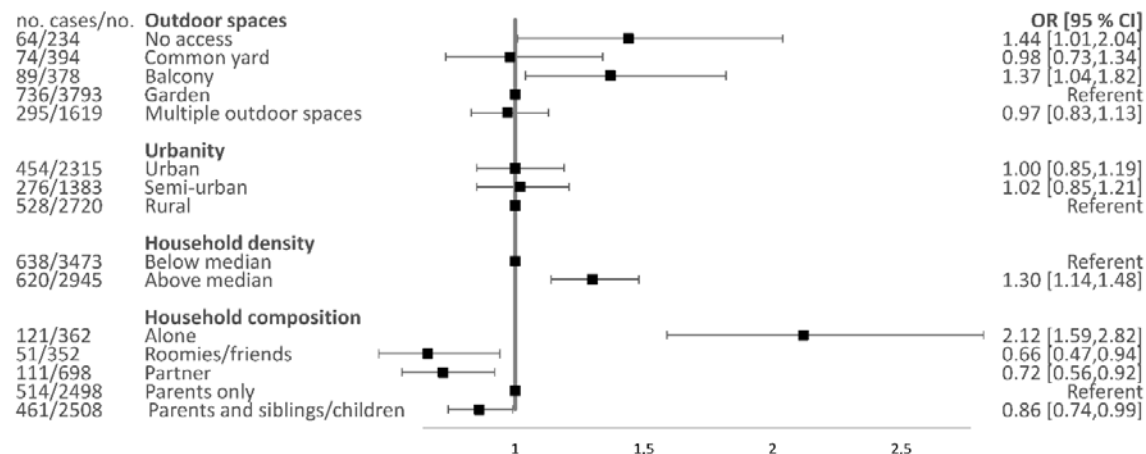
Mental well-being



QoL



Loneliness



QoL: Quality of Life, OR: Odds Ratios, CI: Confidence Intervals.

OR and 95 % CI are presented.

Population at-risk of developing low mental well-being/low QoL/loneliness: Mental well-being (No. = 6537), QoL (No. =6283), Loneliness (No. =6418)

Adjusted model 2: adjusted for age, sex, current education, part-time work, moving, geographical region, baseline SWEMWBS/QoL scores/loneliness, and mutually adjusted for housing conditions

