

Missed childhood immunizations during the COVID-19 pandemic in Brazil: analyses of routine statistics and of a national household survey

Mariângela F Silveira^a, Cristian T Tonial^b, Ana Goretti K Maranhão^c, Antonia MS Teixeira^d, Pedro C Hallal^a, Ana Maria B Menezes^a, Bernardo L Horta^a, Fernando P Hartwig^a, Aluisio JD Barros^a, Cesar G Victora^a

^a Postgraduate Program in Epidemiology, Federal University of Pelotas, Pelotas, RS, Brazil

^b Hospital São Lucas, Pontifical Catholic University of Rio Grande do Sul, Porto Alegre, RS, Brazil

^c ShIS QL 06 conjunto 08, casa 06, Lago Sul, Brasília, DF, Brazil, CEP 71620-085

^d Avenida Abel Cabral, 577, Condomínio Residencial SunHappy 1404 D, Nova Paranamirim, Parnamirim/ RN, Brazil, CEP 59151-250

Mariângela F Silveira - mariangelafreitassilveira@gmail.com -0000-0002-2861-7139

Cristian T Tonial - cristiantonial@gmail.com - 000-0001-6643-2090

Ana Goretti K Maranhão - anagoretti@hotmail.com - 0000-0003-1417-2009

Antonia MS Teixeira - antonia.teixeira@saude.gov.br - 0000-0002-9196-6331

Pedro C Hallal - prchallal@gmail.com - 0000-0003-1470-6461

Ana Maria B Menezes – anamene.epi@gmail.com - 0000-0002-2996-9427

Bernardo L Horta - blhorta@gmail.com - 0000-0001-9843-412X

Fernando P Hartwig - fernandophratwig@gmail.com - 0000-0003-3729-0710

Aluísio J D Barros - abarros.epi@gmail.com - 0000-0002-2022-8729

Cesar G Victora - cvictora@gmail.com - 0000-0002- 2465 -2180

29

30 Abstract

31

32 **Introduction.** There is widespread concern that disruption to health services during the COVID-19
33 pandemic has led to declines in immunization coverage among young children, but there is limited
34 information on the magnitude of such impact.

35 **Methods.** We used data from two nationwide sources covering the whole of Brazil. Data from the
36 Information System of the National Immunization Program (SIPNI) on the monthly number of
37 vaccine doses administered to young children were analyzed. The second source was a survey in
38 133 large cities in the 27 states in the country, carried out from August 24-27. Respondents
39 answered a question on whether children under the age of three years had missed any scheduled
40 vaccinations during the pandemic, and available vaccination cards were photographed for later
41 examination.

42 **Results.** SIPNI data showed that, relative to January and February 2020, there was a decline of
43 about 20% in vaccines administered to children aged two months or older during March and April,
44 when social distancing was at the highest level in the country. After May, vaccination levels
45 returned to pre-pandemic values. Survey data, based on the interviews and on examination of the
46 vaccine cards, showed that 19.0% (95% CI 17.0;21.1%) and 20.6% (95% CI 19.0;23.1%) of children,
47 respectively, had missed immunizations. Missed doses were most common in the North (Amazon)
48 region and least common in the South and Southeast, and also more common among children
49 from poor than from wealthy families.

50 **Interpretation.** Our results show that the pandemic was associated with a reduction of about 20%
51 in child vaccinations, but this was reverted in recent months. Children from poor families and from
52 the least developed regions of the country were most affected. There is an urgent need to booster
53 immunization activities in the country to compensate for missed doses, and to reduce geographic
54 and socioeconomic inequalities.

55 Key words

56 Immunization coverage; Economic status; Public health; Covid - 19

57 Introduction

58 The COVID-19 pandemic has disrupted routine health services throughout the world, due to the
59 need for social distancing and with facilities being affected by staff shortages and overwhelmed
60 with COVID-19 cases.¹ Specifically in the case of childhood immunizations, campaigns were
61 interrupted and concerns about bringing children to health facilities have contributed to reducing
62 coverage.^{2,3} Yet, a modeling exercise for Sub-Saharan Africa suggested that child deaths due to
63 vaccine-preventable diseases would far exceed the number of childhood deaths due to COVID-19
64 illness acquired during visits to health facilities in order to receive vaccines.⁴

65 Much of the literature on the impact of the pandemic on vaccination coverage consists of
66 modeling exercises with hypothetical data, as few studies are available from low- and middle-
67 income countries that included actual measurements of the shortfall.⁵ A study in Afghanistan
68 showed that due to Covid-19 spread, polio vaccine coverage was reduced and reported cases
69 increased.⁶ At the main university hospital in Saudi Arabia, a retrospective cohort from 2017 to
70 2020 found that coverage with all childhood immunizations, except for vaccines administered
71 soon after birth were around 20% to 50% lower in 2020 compared with 2017 to 2019.⁷ A study in a
72 province in Pakistan relied upon electronic records to compare immunizations during the lock
73 down period with doses given in the six months preceding the pandemic, and found an average
74 decline of 52.5% in daily doses.⁵ Our literature search failed to identify any studies from Latin
75 America, which has been severely affected by the pandemic.

76 We analyzed two nationwide data sources to estimate how many children missed immunizations
77 since February 2020, when the first COVID-19 case was reported in Brazil, including the
78 information system for the national immunization system, and a probability survey carried out in
79 August 2020 in 33,250 households from 133 of the largest cities in the country, which included a
80 question on missed vaccinations by young children.

81 Methods

82 Routine vaccination data

83 The first data source were routine reports on the number of vaccine doses administered to young
84 children in the country, based on the National Immunization Program Information System (PNI) of
85 the Brazilian Ministry of Health. This open access database⁸ includes data since 1994, being
86 regularly updated by health facilities in the 5,570 municipalities in the country.⁹ Information on
87 vaccine coverage is estimated by dividing reported doses by the number of children in the age
88 range at which the vaccine should have been administered, divided by the numbers of children
89 derived from the National Live Births System.¹⁰ Information on the following vaccines, all of which
90 are part of the routine vaccine calendar for infants, were obtained:

- 91 • Single dose of Bacille Calmette-Guerin (BCG), which is usually administered soon after
92 birth, most often in the maternity wards or during first postnatal visit of the child to a
93 health facility;
- 94 • First dose of hepatitis B vaccine, administered within the first 30 days of life, also most
95 often in the maternity hospital or during the first postnatal visit;
- 96 • Third dose of pentavalent vaccine (diphtheria, tetanus, pertussis, haemophilus influenza B
97 and hepatitis B), scheduled for administration at the age of six months;

- 98 • Third dose of injectable polio vaccine, also scheduled for the age of six months;
99 • First dose of triple viral vaccine (measles, mumps and rubella) administered at the age of
100 12 months.

101 In order to assess the likely impact of the pandemic, we extracted data on the monthly coverage
102 with the above vaccines from 2017 to 2020. We then averaged coverage in 2017 to 2019, and
103 compared with coverage for the same month in 2020 to account for seasonality.¹¹

104

105 Nationwide household survey

106 We used data from the fourth round of the nationwide EPICOVID-19
107 (<http://www.epicovid19brasil.org/>) survey, conducted between August 24-27. Brazil is divided into
108 27 federation Units (26 states and the Brasilia Federal District), which are further divided into 133
109 intermediary regions. In each of these regions, we selected the most populous city for the study.
110 Within each city, 25 census tracts were chosen with probability proportionate to size, and 10
111 households were randomly selected per tract based on listings prepared by the Brazilian Institute
112 of Geography and Statistics. Household members were listed using a smartphone app, and for
113 children under the age of three years the survey respondent was asked the following question:
114 *“Did the child miss any scheduled vaccinations since the pandemic started?”* Regardless of the
115 answer, interviewers asked whether the child had an immunization card, and if so, asked the
116 respondent to allow the card to be photographed. The photographs were assessed by two
117 reviewers (MFS and CTT) who classified children according to whether or not they had missed a
118 vaccine dose that was scheduled from March to August 2020.

119 The questionnaire also provided information on the child’s age and sex, and on the region of the
120 country. Additional information on household assets and characteristics of the building was used
121 in principal component analyses to create a household wealth score, which was later divided into
122 quintiles.^{12, 13}

123

124 As the primary purpose of the survey was to assess the presence of antibodies against SARS-CoV-2
125 using a rapid point-of-care test, Interviewers wore individual protection equipment (aprons,
126 gloves, surgical face masks, and shoe and hair covers) that were discarded as hospital waste after
127 each interview. They were tested for COVID-19 prior to the field work, and every two days
128 thereafter. Ethical approval was granted by Brazil’s National Ethics Committee (process number
129 CAAE 30721520.7.1001.5313), with written informed consent from all participants; for children
130 and adolescents, consent was sought from parents or guardians.

131

132 Chi-squared tests were used to compare the proportions of children who missed vaccinations
133 according to region of the country, sex, age and household wealth quintiles. For the latter, tests
134 for linear trend in proportions were used. Data analyses took into account the complex nature of
135 the cluster sampling. Additional information on the study is available in its website
136 (www.epidcovid19brasil.org) and in an earlier publication.¹⁴

137

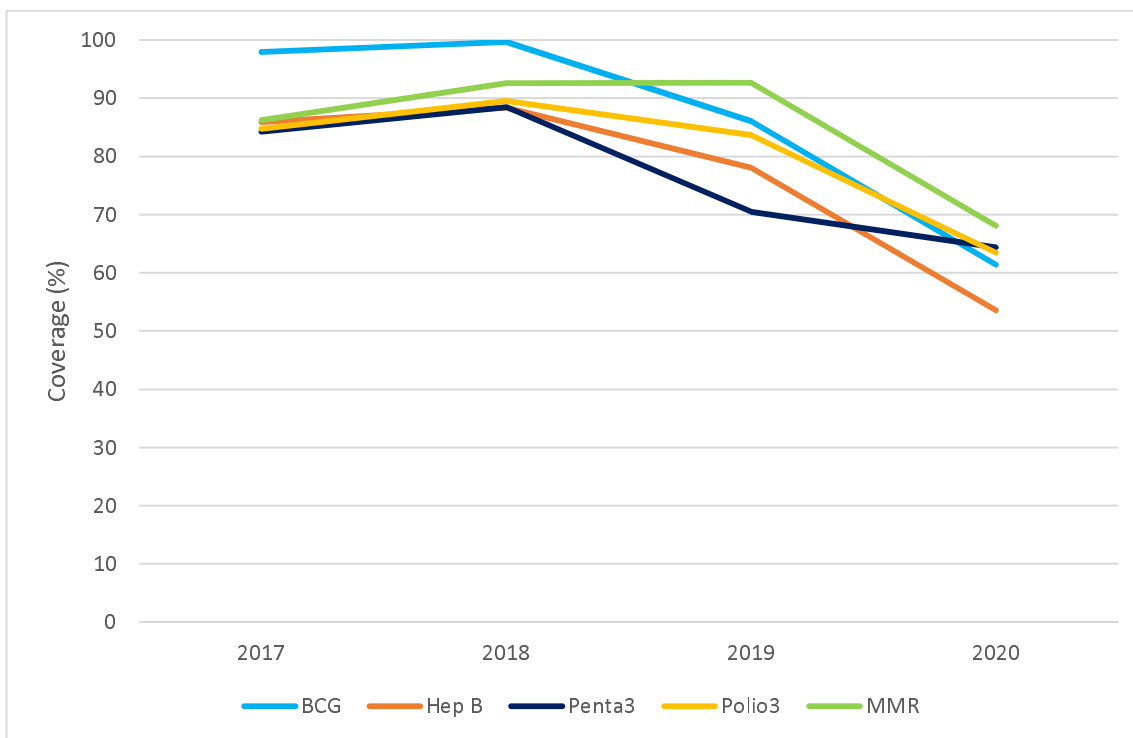
138

139 Results

140 Routine vaccination data

141 Figure 1 shows the evolution of vaccine coverage by year from 2017 to the first six months of
142 2020. Coverage levels were similar in 2017 and 2018, but for all vaccines except MMR coverage
143 was reduced in 2019. In 2020, coverage levels were substantially lower than in the previous years.

144 **Figure 1. Coverage levels with five vaccines by year, 2017-2020. Source: SI-PNI.**



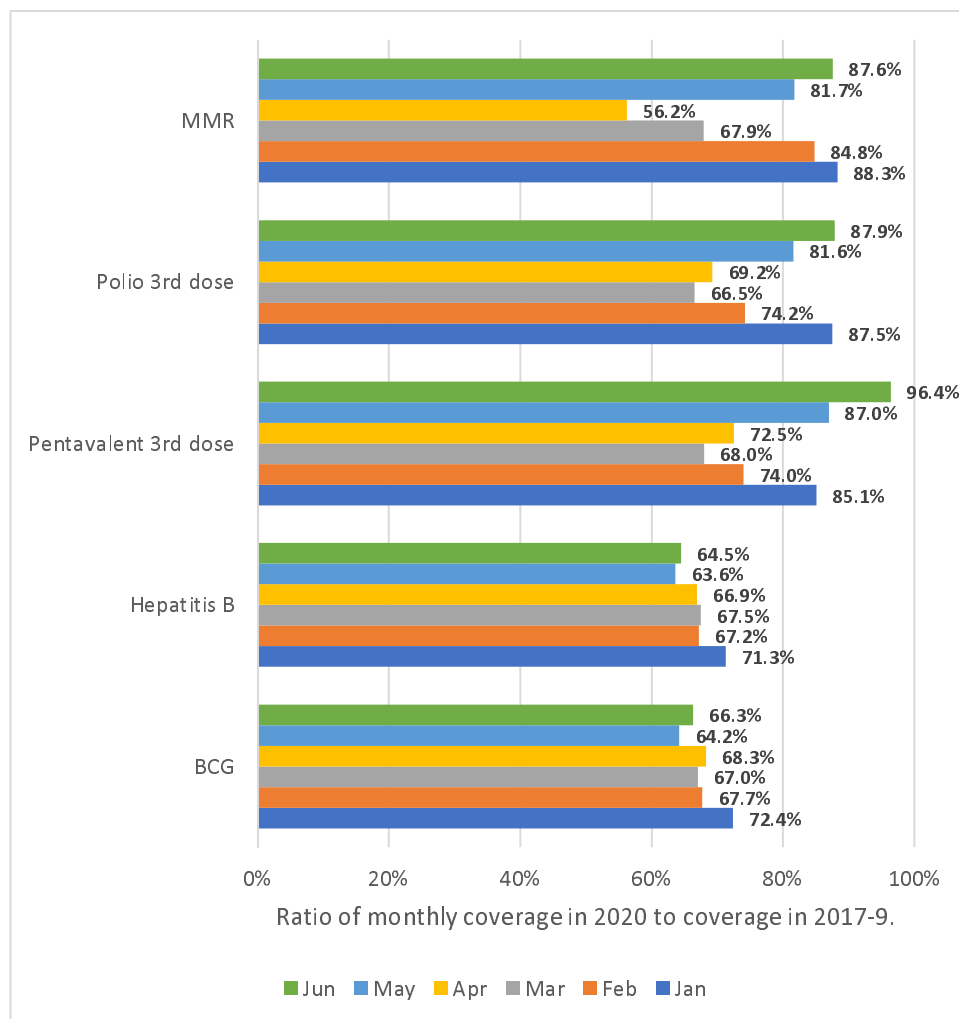
145

146 In Figure 2, coverage levels by month in 2020 are shown as ratios relative to average coverage in
147 the corresponding month from 2017-2019. For BCG and hepatitis B vaccines, coverage ratios in
148 2020 were stable over the six months, at around 63% to 72% of the 2017-2019 values. For the
149 other three vaccines, coverage ratios were considerably lower in March and April than in earlier or
150 later months; in June, levels had returned to almost the same levels as in the previous years,
151 particularly for pentavalent vaccine.

152 The average change in April and May, compared to the mean values for the other for months,
153 were 0% for BCG, +1% for hepatitis B, -18% for pentavalent and polio, and -27% for MMR.

154

155 **Figure 2. Ratio of monthly coverage in 2020 compared to the same month in 2017-2019. Source:**
156 **SI-PNI.**

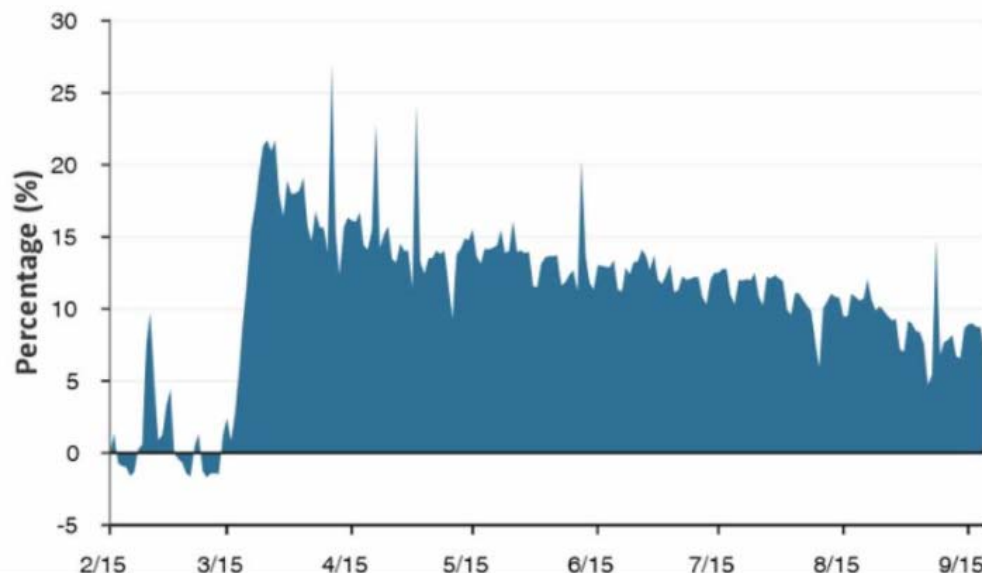


157

158

159 Figure 2 shows that the implementation of social distancing was strongest in the months of March
160 and April, which were the months with the most marked drops in immunizations.

161 **Figure 2. Daily percent changes in residential mobility in Brazil during 2020, compared to the**
162 **baseline period before the COVID-19 pandemic. Source: Google COVID-19 Community Mobility**
163 **Reports**



164
165
166

167 **Nationwide household survey**

168 The overall response rate in the nationwide survey was 55%, due to logistic difficulties during
169 lockdown period. No family members were at home in 22% of the households, and in another 23%
170 the residents refused to undergo a test for COVID antibodies. Questionnaire information on
171 missed vaccination was obtained for 2,530 children under the age of three years. Of these, it was
172 possible to photograph vaccination cards for 1,785 (69.6%), 22.8% either did not have a card or
173 could not find it, and 7.6% refused to allow the interviewers to photograph the card. Of the 1,785
174 cards, 1,547 (86.7%) yielded where vaccination dates were readable.

175 The proportions of children who missed scheduled vaccinations were 19.0% (95% CI 17.0;21.1%)
176 and 20.6% (95% CI 19.0;23.1%), respectively. Agreement between the two indicators was equal to
177 72.3%. Table 1 shows the proportions of children who missed vaccinations by region, sex, age and
178 household wealth. Results from both methods were quite similar. The highest proportions of
179 default were in the North and Center-West regions, and the lowest in the South. There were no
180 significant differences by sex. Infants were less likely to miss vaccinations than one-year-old
181 children but results for two-year-old children were inconsistent, with extremely low frequency
182 according to the vaccination card. Patterns according to household wealth were very consistent,
183 showing that children from poor families were more likely to have missed vaccine doses.

184

185 **Table 1. Proportions of children who missed scheduled vaccinations according to the**
 186 **questionnaire and vaccine card, stratified by region, sex, age and wealth quintiles.**

		Questionnaire		Vaccine card	
		Number	Missed vaccines (%)	Number	Missed vaccines (%)
Region	North	542	25.7 (22.0; 29.7)	359	28.4 (24.2; 33.1)
	Northeast	789	19.4 (16.8; 22.3)	506	18.4 (15.2; 22.1)
	Southeast	524	15.1 (12.1; 18.6)	320	16.6 (12.8; 21.2)
	South	332	12.7 (9.6; 16.5)	199	16.1 (11.7; 21.7)
	Center-west	252	20.6 (16.0; 26.1)	158	27.2 (21.0; 34.5)
		<i>P<0.001</i>		<i>P<0.001</i>	
Sex	Boys	1259	20.2 (18.0; 22.5)	810	21.0 (18.3; 24.0)
	Girls	1180	17.9 (15.8; 20.2)	732	20.9 (18.1; 24.0)
		<i>P=0.14</i>		<i>P=0.97</i>	
Age (years)	0	493	15.4 (12.5; 18.9)	363	25.6 (21.4; 30.4)
	1	939	20.1 (17.6; 22.9)	583	35.0 (31.2; 39.0)
	2	1007	19.9 (17.5; 22.4)	601	4.5 (3.1; 6.6)
		<i>P=0.05</i>		<i>p<0.001</i>	
Wealth quintile	Poorest	639	22.5 (19.3; 26.2)	421	24.5 (20.6; 28.8)
	2nd	514	21.0 (17.7; 24.7)	318	24.5 (20.2; 29.4)
	3rd	489	17.0 (13.9; 20.6)	316	19.0 (15.0; 23.7)
	4th	429	17.5 (14.0; 21.6)	269	17.8 (13.6; 23.0)
	Wealthiest	368	15.0 (11.6; 19.1)	218	15.6 (11.3; 21.1)
		<i>P=0.03</i>		<i>P=0.01</i>	
Total		2439	19.0 (17.0; 21.1)	1547	21.0 (19.0; 23.1)

187

188

189 Discussion

190 The Brazilian National Immunization Program (PNI) was created in 1973, and over time the country
191 became one of the most successful programs in the world with coverage levels close to 100% for
192 most vaccines by the beginning of the century.¹⁵ The last polio case was documented in 1989 and
193 the disease was officially recognized as eradicated in 1994, and in 2016 measles was also certified
194 as eradicated in Latin America as a whole.¹⁶ The immunization program incorporated new vaccines
195 over time. At present, a child must be brought to a health facility on seven different occasions
196 during the first year of life to receive 15 different doses of vaccines against 11 infectious diseases.
197 The growing complexity of the vaccination schedule requiring multiple visits to health facilities,
198 associated with a general perception that vaccine-preventable diseases are no longer a risk for
199 children,⁹ as well as the emergence of vaccine hesitancy¹⁷ have contributed to substantial declines
200 in vaccine coverage throughout the country in recent years.^{9, 18} Our own results on annual
201 coverage confirm that a decline was already evident in 2019, before the pandemic (Figure 1).
202 Drops in coverage led to a reversal in the country's measles-free status. This disease was
203 reintroduced from Venezuela in 2018 and as a consequence of declining coverage levels, most
204 states in the country have reported measles cases since then.¹⁹ It is against this background
205 scenario of declining coverage that the impact of the COVID-19 pandemic must be interpreted.

206
207 The present results, based upon two different data sources, confirm the negative impact of the
208 pandemic on child vaccination coverage. The routine system showed a time-delimited drop during
209 the months of March and April. Data from Google residential mobility (Figure 3) confirm that these
210 were the two months in 2020 where the population was most likely to remain isolated at their
211 homes. Starting in May, isolation was gradually relaxed. An important findings is that BCG and the
212 first doses for hepatitis B, which are often administered in the maternity hospital or in the first
213 postnatal visit to a facility, were not affected by the pandemic, whereas vaccines that
214 administered to older children showed a clear dip in March and April followed by a recovery from
215 May onwards. The magnitude of the decline was of 18% for pentavalent and polio vaccines, and
216 27% for MMR vaccine. A possible explanation for this difference is virtually all children in the
217 country are born in a hospital, and even if BCG or hepatitis B vaccines are not administered in the
218 maternity ward, families are more motivated to attend the first postnatal check-up than to bring
219 older children for immunization appointments, which may be perceived as less urgent.

220
221 Results from the national household survey, based both on questionnaire responses and
222 inspection of vaccine cards, suggest that about 20% of children failed scheduled vaccination
223 appointments since March. According to both methods, missed vaccinations were most common
224 in the North region and among children from the poorest families. The main discrepancy was in
225 missed appointments for two-year-old children, which were uncommon according to vaccination
226 cards, but frequent according to the questionnaire. For children who are up to date with their
227 vaccinations, no doses are scheduled for the third year of life, but for those who are not up to
228 date, health workers will schedule visits during the year to delivered the vaccines that had been
229 missed in previous years. It is possible that questionnaires respondents – usually the children's
230 parents – were confused about the need for immunizations in the third year. The social patterning
231 of missed doses is not unexpected, as coverage typically increases with family wealth in most low-
232 and middle-income countries.^{20, 21} Similar inequality patterns have been reported by Brazilian
233 researchers,^{22, 23} although vaccine hesitancy seems to be rising among better-off families in the
234 wealthiest regions of the country.¹⁷ Higher frequencies of missed doses among the poor may be
235 perhaps be explained by characteristics of health facilities (geographic distribution, staffing,

236 opening hours), to concerns about infection by bringing children to crowded services, and to the
237 need to rely on public transportation with consequent exposure to the virus. In contrast, better off
238 families are more likely to rely on private transportation and to also have access to private clinics.

239
240 Our analyses have limitations. The definitions of missed vaccinations based on the national
241 information system and on the household survey are different, yet both sources suggest that
242 about one in five children missed vaccinations. Coverage of the national information system is
243 high, but there are delays in reporting from primary care facilities; nevertheless, it is unlikely that
244 delays can explain the present findings of a clear dip during two calendar months and return to
245 previous levels afterwards, as well as the finding that vaccines delivered primarily in hospitals
246 were not affected. The response rate in the national survey was low, at around 55%, which is
247 explained by the fact that many homes were empty as families attempted to move away from
248 large cities due to the pandemic, as well as by refusals to receive interviewers due to fear of
249 infection. Although the sample included all regional hub cities in the country, it is not
250 representative of smaller towns and rural areas, where vaccine coverage may be different.

251
252 On the other hand, the strengths of our analyses include the use of two different data sources that
253 provided consistent results on levels and patterns of missed vaccinations. Due to the national
254 scope of our study in a country with 220,000,000 inhabitants, it represents the largest assessment
255 so far on how the COVID-19 pandemic has affected immunizations in a low- or middle-income
256 country.

257
258 Although the national data suggest that vaccine administration has returned to pre-pandemic
259 levels, the dip of about 20% observed during March and April has not yet been compensated by
260 higher vaccination rates in recent year. Also of concern is that the impact of the pandemic has
261 been larger among children from poor families in the poorest regions of the country – who are
262 most likely to die from infectious diseases²⁴ - thus further accentuating social inequalities in
263 coverage that were already present in the recent past. There is a strong need to reinvigorate the
264 national immunization program to tackle the impact of the pandemic.

265

266

267 Acknowledgments

268

269 The study was funded by the Brazilian Ministry of Health, Instituto Serrapilheira, Brazilian
270 Collective Health Association (ABRASCO) and the JBS S.A. initiative ‘Fazer o Bem Faz Bem’.

271 Author’s contributions

272

273 Mariângela F Silveira, Cristian T Tonial, Ana Goretti K Maranhão, Antonia MS Teixeira, Pedro C
274 Hallal, Ana M B Menezes, Bernardo L Horta, Fernando P Hartwig, Aluísio J D Barros, and Cesar G
275 Victora contributed to the conception and design of the work, to the acquisition, analysis, and
276 interpretation of data and the draft of the manuscript.

277

278

279 References

- 280 1. Nelson R. COVID-19 disrupts vaccine delivery. *Lancet Infect Dis*. 2020;20(5):546-
281 [https://doi.org/10.1016/S1473-3099\(20\)30304-2](https://doi.org/10.1016/S1473-3099(20)30304-2)
- 282 2. Saso A, Skirrow H, Kampmann B. Impact of COVID-19 on Immunization Services for
283 Maternal and Infant Vaccines: Results of a Survey Conducted by Imprint-The Immunising Pregnant
284 Women and Infants Network. *Vaccines (Basel)*. 2020;8(3):556.
285 <https://doi.org/10.3390/vaccines8030556>
- 286 3. Olorunsaiye CZ, Yusuf KK, Reinhart K, Salihu HM. COVID-19 and Child Vaccination: A
287 Systematic Approach to Closing the Immunization Gap. *International journal of MCH and AIDS*.
288 2020;9(3):381-5. <https://doi.org/10.21106/ijma.401>
- 289 4. Abbas K, Procter SR, van Zandvoort K, Clark A, Funk S, Mengistu T, et al. Routine childhood
290 immunisation during the COVID-19 pandemic in Africa: a benefit-risk analysis of health benefits
291 versus excess risk of SARS-CoV-2 infection. *The Lancet Global health*. 2020;8(10):e1264-e72.
292 [https://doi.org/10.1016/S2214-109X\(20\)30308-9](https://doi.org/10.1016/S2214-109X(20)30308-9)
- 293 5. Chandir S, Siddiqi DA, Mehmood M, Setayesh H, Siddique M, Mirza A, et al. Impact of
294 COVID-19 pandemic response on uptake of routine immunizations in Sindh, Pakistan: An analysis
295 of provincial electronic immunization registry data. *Vaccine*. 2020;38(45):7146-55. <https://doi.org/10.1016/j.vaccine.2020.08.019>
- 297 6. Ahmadi A, Essar MY, Lin X, Adebisi YA, Lucero-Priso DE. Polio in Afghanistan: The Current
298 Situation amid COVID-19. *Am J Trop Med Hyg*. 2020;103(4):1367-9.
299 <https://doi.org/10.4269/ajtmh.20-1010>
- 300 7. Alrabiaah AA, Alshaer AH, Estrella SMC, Inclan KAS, Aljammaz HA, Almoosa KM, et al.
301 Effects of the Coronavirus disease 2019 pandemic on routine pediatric immunization coverage
302 rates at the main University Hospital in Saudi Arabia. *Saudi Med J*. 2020;41(11):1197-203.
303 <https://doi.org/10.15537/smj.2020.11.25457>
- 304 8. Brasil. Ministério da Saúde. SIPNI - Sistema de Informações do Programa Nacional de
305 Imunizações, Brasília2020 [Available from: <http://sipni.datasus.gov.br/si-pni-web/faces/inicio.jsf>.
- 306 9. Domingues C, Maranhão AGK, Teixeira AM, Fantinato FFS, Domingues RAS. The Brazilian
307 National Immunization Program: 46 years of achievements and challenges. *Cad Saude Publica*.
308 2020;36Suppl 2(Suppl 2):e00222919. <https://doi.org/10.1590/0102-311x00222919>
- 309 10. Brasil. Ministério da Saúde. SINASC - Sistema de Informações de Nascidos Vivos, 2020
310 [Available from: <http://www2.datasus.gov.br/DATASUS/index.php?area=060702>.
- 311 11. Instituto Brasileiro de Geografia e Estatística. Estimativas da População. 2020 [Available
312 from: [https://www.ibge.gov.br/estatisticas/sociais/populacao/9103-estimativas-de-](https://www.ibge.gov.br/estatisticas/sociais/populacao/9103-estimativas-de-populacao.html?=&t=o-que-e)
313 [populacao.html?=&t=o-que-e](https://www.ibge.gov.br/estatisticas/sociais/populacao/9103-estimativas-de-populacao.html?=&t=o-que-e).
- 314 12. Rutstein SO. Steps to constructing the new DHS wealth index. Calverton, MD: ICF
315 International; [date unknown].
- 316 13. Filmer D, Pritchett LH. Estimating wealth effects without expenditure data—or tears: an
317 application to educational enrollments in states of India. *Demography*. 2001;38(1):115-32.
318 <https://doi.org/10.2307/3088292>
- 319 14. Hallal PC, Hartwig FP, Horta BL, Silveira MF, Struchiner CJ, Vidaletti LP, et al. SARS-CoV-2
320 antibody prevalence in Brazil: results from two successive nationwide serological household
321 surveys. *Lancet Glob Health*. 2020. [https://doi.org/10.1016/S2214-109X\(20\)30387-9](https://doi.org/10.1016/S2214-109X(20)30387-9)
- 322 15. Barreto ML, Teixeira MG, Bastos FI, Ximenes RA, Barata RB, Rodrigues LC. Successes and
323 failures in the control of infectious diseases in Brazil: social and environmental context, policies,
324 interventions, and research needs. *Lancet*. 2011;377(9780):1877-89.
325 [https://doi.org/10.1016/S0140-6736\(11\)60202-X](https://doi.org/10.1016/S0140-6736(11)60202-X)

- 326 16. Pan American Health Organization. Region of the Americas is declared free of measles
327 Washington, DC2016 [Available from:
328 [https://www.paho.org/hq/index.php?option=com_content&view=article&id=12528:region-](https://www.paho.org/hq/index.php?option=com_content&view=article&id=12528:region-americas-declared-free-measles&Itemid=1926&lang=en)
329 [americas-declared-free-measles&Itemid=1926&lang=en](https://www.paho.org/hq/index.php?option=com_content&view=article&id=12528:region-americas-declared-free-measles&Itemid=1926&lang=en).
330 17. Silveira MF, Buffarini R, Bertoldi AD, Santos IS, Barros AJD, Matijasevich A, et al. The
331 emergence of vaccine hesitancy among upper-class Brazilians: Results from four birth cohorts,
332 1982-2015. *Vaccine*. 2020;38(3):482-8. <https://doi.org/10.1016/j.vaccine.2019.10.070>
333 18. Ministério da Saúde. Saúde Brasil 2019. Uma análise da situação de saúde com enfoque
334 nas doenças imunopreveníveis e na imunização. . In: Departamento de Análise em Saúde e
335 Vigilância de Doenças não transmissíveis, editor. Brasília: Ministério da Saúde, Secretaria de
336 Vigilância em Saúde, Departamento de Análise em Saúde e Vigilância de Doenças não
337 transmissíveis. ; 2019.
338 19. Pacheco FC, França GVA, Elidio GA, Domingues C, de Oliveira C, Guilhem DB. Trends and
339 spatial distribution of MMR vaccine coverage in Brazil during 2007-2017. *Vaccine*.
340 2019;37(20):2651-5. <https://doi.org/10.1016/j.vaccine.2019.04.019>
341 20. María Clara Restrepo-Méndez AJB, Kerry LM Wong, Hope L Johnson, George Pariyo,,
342 Giovanny VA França FCW, Cesar G Victora. Inequalities in full immunization coverage: trends in
343 low- and middleincome countries. *Bull World Health Organ* 2016;94:794-8058A.
344 <https://doi.org/10.2471/BLT.15.162172>
345 21. Ahmad Reza Hosseinpoor NB, Anne Schlotheuber, Marta Gacic-Dobo, Peter M Hansen,
346 Kamel Senouci, Ties Boerma, Aluisio J D Barros. State of inequality in diphtheria-tetanus-pertussis
347 immunisation coverage in low-income and middle-income countries: a multicountry study of
348 household health surveys. *Lancet Glob Health*. 2016;4:e617-26. [https://doi.org/10.1016/S2214-](https://doi.org/10.1016/S2214-109X(16)30141-3)
349 [109X\(16\)30141-3](https://doi.org/10.1016/S2214-109X(16)30141-3)
350 22. Barata RB PS. Desigualdades sociais e cobertura vacinal na cidade de Salvador, Bahia. *Rev*
351 *Bras Epidemiol*. 2013;16(2):266-77. <https://doi.org/10.1590/S1415-790X2013000200004>
352 23. Yokokura AV SA, Bernardes AC, Lamy Filho F, Alves MT, Cabra NA, Alves RF. . Vaccination
353 coverage and factors associated with incomplete basic vaccination schedule in 12-month-old
354 children, São Luís, Maranhão State, Brazil, 2006. *Cad Saude Publica*. 2006;29(3):522-34.
355 <https://doi.org/10.1590/s0102-311x2013000300010>
356 24. Victora CG, Aquino EM, Leal MC, Monteiro CA, Barros FC, Szwarcwald CL. Maternal and
357 child health in Brazil: Progress and challenges. *Lancet*. 2011;377(9780):1863-76. [https://doi.org/](https://doi.org/10.1016/S0140-6736(11)60138-4)
358 [10.1016/S0140-6736\(11\)60138-4](https://doi.org/10.1016/S0140-6736(11)60138-4)

359
360
361